

## Table of Contents

<b>1</b>	<b>Scope</b> .....	<b>1</b>
1.1	Interpretation .....	1
<b>2</b>	<b>Applicable documents</b> .....	<b>2</b>
<b>3</b>	<b>General Requirements</b> .....	<b>2</b>
3.1	Date and Time Notation.....	2
3.2	CAMX Compliance .....	2
<b>4</b>	<b>Generic Assembly Equipment Events and Message Formats</b> .....	<b>2</b>
4.1	Dictionary of Common Terms.....	2
4.2	Model of Equipment .....	4
4.3	Dictionary of Attributes .....	4
4.4	Dictionary of Elements .....	5
4.4.1	<i>Element: BadBoardMark</i> .....	5
4.4.2	<i>Element: Fiducial</i> .....	6
4.4.3	<i>Element: MachineError</i> .....	6
4.4.4	<i>Element: Parameter</i> .....	7
4.4.5	<i>Element: Recipe</i> .....	7
4.4.6	<i>Element: Subsystem</i> .....	8
4.5	Extensions to IPC-2541 Mandatory Messages.....	8
4.5.1	<i>informationId: BadBoardMark</i> .....	8
4.5.2	<i>informationId: StartSession</i> .....	9
4.5.3	<i>informationId: EndSession</i> .....	9
4.5.4	<i>informationId: SessionManagement</i> .....	9
4.5.5	<i>informationId: ManagementData</i> .....	9
4.5.6	<i>informationId: SPCReport</i> .....	9
4.5.7	<i>IPC-2541 &lt;EquipmentParameterModified&gt; Message</i> .....	10
4.5.8	<i>IPC-2541 &lt;WaitingforOperatorAction&gt; Message</i> .....	10
4.5.9	<i>New Events</i> .....	11
4.5.9.1	<i>Event: EquipmentShuttingDown</i> .....	11
4.5.9.2	<i>Event: EquipmentPoweringUP</i> .....	11
<b>5</b>	<b>Specific Assembly Equipment Events and Message Formats</b> .....	<b>11</b>
5.1	Specific Screen Printing Equipment Events and Message Formats (Print).....	11
5.2	Specific Adhesive Dispensing Equipment Events and Message Formats (Dispense).....	11
5.3	Specific Manual Placement Equipment Events and Message Formats (Manual) ....	11
5.4	Specific Reflow Equipment Events and Message Formats (Reflow) .....	11
5.5	Specific Final Assembly and Packaging Equipment Events and Message Formats (Package) .....	11
5.6	Specific Pick and Place Equipment Events and Message Formats (Place) .....	11
5.6.1	<i>Dictionary of Common Terms</i> .....	11
5.6.2	<i>Model of Equipment</i> .....	13
5.6.3	<i>Dictionary of Attributes</i> .....	15
5.6.4	<i>Dictionary of Elements</i> .....	16

5.6.4.1	<i>Element: Component</i> .....	16
5.6.4.2	<i>Element: ComponentValidation</i> .....	16
5.6.4.3	<i>Element: Nozzle</i> .....	17
5.6.4.4	<i>Element: NozzleChangerLocation</i> .....	17
5.6.4.5	<i>Element: MaterialHandler</i> .....	18
5.6.5	<i>Extensions to IPC-2541 Mandatory Messages</i> .....	18
5.6.5.1	<i>ErrorId: EquipmentOutOfComponent</i> .....	18
5.6.5.2	<i>ErrorId: EquipmentErrorSubsystem</i> .....	19
5.6.6	<i>IPC-2541 &lt;EquipmentWarning&gt; Messages</i> .....	19
5.6.6.1	<i>WarningId: ItemRecognitionFailure</i> .....	19
5.6.6.2	<i>WarningId: ItemDidNotTransferSuccessfully</i> .....	20
5.6.6.3	<i>WarningId: MaterialHandlerLow</i> .....	21
5.6.6.4	<i>WarningId: MaterialHandlerInstalled</i> .....	21
5.6.6.5	<i>WarningId: MaterialHandlerUninstalled</i> .....	21
5.6.6.6	<i>WarningId: MaterialHandlerDivisionDown</i> .....	22
5.6.6.7	<i>WarningId: MaterialHandlerTrouble</i> .....	23
5.6.6.8	<i>WarningId: MaterialHandlerOutOfComponent</i> .....	23
5.6.7	<i>IPC-2541 &lt;EquipmentInformation&gt; Messages</i> .....	25
5.6.7.1	<i>InformationId: ComponentMissPick</i> .....	25
5.6.7.2	<i>InformationId: ComponentNotPlaced</i> .....	25
5.6.7.3	<i>InformationId: MaterialHandlerChanged</i> .....	27
5.6.7.4	<i>InformationId: ComponentNotRecognized</i> .....	27
5.6.7.5	<i>InformationId: MaterialHandlerTableInstalled</i> .....	28
5.6.7.6	<i>InformationId: MaterialHandlerTableUnInstalled</i> .....	29
5.6.7.7	<i>InformationId: MaterialHandlerDivisionUp</i> .....	29
5.6.7.8	<i>InformationId: MaterialHandlerRefilled</i> .....	29
5.6.7.9	<i>InformationId: ComponentReject</i> .....	30
5.6.7.10	<i>InformationId: ItemWorkComplete</i> .....	30
5.7	Plated Through Hole Placement.....	31
5.8	Solder Reflowing.....	31
5.9	Wave Soldering.....	31
5.10	Final Assembly and Packaging.....	31
<b>6</b>	<b>The Specific PCB-Assembly Equipment XML-Message Format</b> .....	<b>31</b>
<b>7</b>	<b>Equipment Flow Event Scenarios – Single Lane Equipment</b> .....	<b>32</b>
<b>8</b>	<b>2546 XML Schema</b> .....	<b>46</b>
8.1	BadBoardMark.....	47
8.2	SPCReport.....	48
8.3	EquipmentParameterModifiedExtension.....	49
8.4	EquipmentOutOfComponent.....	68
8.5	EquipmentErrorSubsystem.....	95
8.6	ItemRecognitionFailure.....	129
8.7	ItemDidNotTransferSuccessfully.....	132
8.8	MaterialHandlerLow.....	169
8.9	MaterialHandlerInstalled.....	232

8.10	MaterialHandlerUnInstalled.....	285
8.11	MaterialHandlerDivisionDown.....	339
8.12	MaterialHandlerTrouble.....	393
8.13	MaterialHandlerOutOfComponent.....	446
8.14	ComponentMisPick.....	449
8.15	ComponentNotPlaced.....	521
8.16	MaterialHandlerChanged.....	594
8.17	ComponentLotChanged.....	655
8.18	ComponentNotRecognized.....	714
8.19	TrayRefilled.....	789
8.20	MaterialHandlerTableInstalled.....	834
8.21	MaterialHandlerTableUnInstalled.....	836
8.22	MaterialHandlerDivisionUp.....	838
8.23	MaterialHandlerRefilled.....	890
8.24	ComponentReject.....	943
	<i>Appendix A – IPC Web-based Standards (IPC25XX).....</i>	<i>945</i>

## Sectional Requirements for Specific Printed Circuit Board Assembly Equipment

### Introduction

Factory Information Systems (FIS) form the nervous system of an enterprise, analysing data and delivering information to the machines and people who need to make information-based decisions. These systems provide a bi-directional flow of information between the factory floor and the rest of the enterprise. The National Electronics Manufacturing Initiative's (NEMI) Plug & Play Factory project addressed some critical problems involving factory information system deployment on the electronics manufacturing factory floor. The Plug & Play Factory project focused on the development of standards necessary to achieve interoperability – or, plug-and-play capability – on the factory floor. Activities were comprised of three areas:

- Definition of standards for a software framework that will allow interoperability among software and equipment produced by different vendors.
- Development of process-specific, machine communication interface standards for surface mount equipment. These standards will leverage the Generic Equipment Model (GEM) specification developed for semiconductor equipment and web-based standards for data transmission.

Establishment of a test-bed manufacturing line to prove the concepts developed by the project.

### 1 Scope

IPC-2546 describes the event message content specific to assembly equipment. This standard **shall** be used together with the IPC-2541 standard entitled "Generic Requirements for Electronics Manufacturing Shop Floor Equipment Communication (CAMX)", which defines the set of messages and key attributes of the generic equipment class used in electronics manufacturing.

The types of processes covered by IPC-2546 include material movement systems like conveyors and buffers, manual placement, automated screen printing, automated adhesive dispensing, automated surface mount placement, automated plated through hole placement, forced convection and infrared reflow ovens, and wave soldering.

#### 1.1 Interpretation

"**Shall**", the emphatic form of the verb, is used throughout this standard whenever a requirement intended to express a provision that is mandatory. Deviation from a **shall** requirement is not permitted, and compliance with the XML syntax and semantics **shall** be followed without ambiguity, or the insertion of superfluous information.

The words "should" and "may" are used whenever it is necessary to express non-mandatory provisions.

"Will" is used to express a declaration of purpose.

To assist the reader, the word **shall** is presented in bold characters.

## 2 Applicable documents

The following documents contain provisions, which, through reference in this text, constitute provisions of this standard. All documents are subject to revision. Parties who make agreements based on this standard are encouraged to investigate the possibility of applying the most recent editions of the documents indicated below.

IPC-T-50	Terms and Definitions for Interconnecting and Packaging Electronic Circuits
IPC 2500	Generic Computer Aided Manufacturing (CAMX) Framework definitions
IPC 2511	Generic Computer Aided Manufacturing (GenCAM) descriptions for Printed Circuit Boards and Printed Board Assemblies
IPC 2541	Generic Requirements for Electronics Manufacturing Shop Floor Equipment Communication (CAMX)
IPC 2547	Sectional Requirements for Specific Printed Circuit Board Inspection and Test Equipment

## 3 General Requirements

The requirements of IPC-2541 are a mandatory part of this standard. That document describes the generic requirements for the CAMX format.

### 3.1 Date and Time Notation

All 2540 standards **shall** use the World Wide Web consortium (W3C) date time standard. This standard **shall** use the Complete Date plus Hours, Minutes, Seconds, and a decimal fraction of a second and Time Zone Designator. Two decimal places will be used in order to represent time down to a hundredth of a second. For additional information on date and time, see web page:

<http://www.w3.org/TR/1998/NOTE-datetime-19980827>

### 3.2 CAMX Compliance

The IPC-2501 document defines a message packet structure. The IPC-2541 document defines a set of Equipment, Recipe, Item, and Operator events and related message formats. All screen printers, adhesive dispensers, surface mount placement machines, through hole placement machines, forced convection and infrared reflow ovens, final assembly and packaging equipment that comply with the IPC-2546 standards **shall** also comply with the event messages contained in the IPC-2541 standard as well as those events that are described in this document. All event messages **shall** be formatted in compliance with the IPC-2501 message packet structure.

## 4 Generic Assembly Equipment Events and Message Formats

### 4.1 Dictionary of Common Terms

#### **AirSupply**

The source of the air supplied to operate the machine elements. One of possibly many sources of energy used to run the machine.

#### **Controller**

The device that directs the operation of a part of the machine. Some examples are motion or vision or sequence controllers.

**Environmental Control Unit (ECU)**

A subsystem that monitors and controls the overall temperature and humidity of the machine.

**Inspection**

The technique used to analyse the quality of the process.

**ItemRecognition/Vision System**

A subsystem that captures images of the items being processed. The ItemRecognition/Vision System is typically used for alignment, locating features, and inspection.

**MaterialSupplyArea**

The area in the machine where material is supplied to the machine. This could be a feeder area, tray area, glue area, adhesive area etc.

**Network**

Any software or hardware related to a network connect.

**OperatingSystem**

This is the software environment used by the controllers.

**PowerSupply**

The source of the voltage and current to operate the machine elements. One of possibly many sources of energy used to run the machine.

**Process**

The sequence of events required to locate and align the product and perform a specific machine operation.

**Safety**

The protection mechanism to keep a human from harm or injury.

**Scanner**

This is used to scan: items, components, feeders, material. Some examples of specific id tags are: i.e. barcode, 2D barcode, linear barcode, touch memory cell, RF tag.

**Software**

Any software that is used on the machine.

**Tooling**

The mechanism used to support the product during the machine operation.

**Transport**

The mechanism required to implement the following:

- To load the product into the machine before a process begins.
- To secure the product in the machine during the machine operation.
- To unload the product after the machine operation is complete.
- Protocol (messages or signals) between this machine and the upstream and downstream machines.

**VacuumGenerator**

A system used to generate the vacuum in the machine.

**Verification**

This is a system that validates a process. It can be a camera, electrical probe etc.

**4.2 Model of Equipment**

Under Consideration\*

**4.3 Dictionary of Attributes**

Attribute Name	Attribute Type	Description
command	string	A Specific action associated with a recipe step
designator	string	Identifies a unique location on the board.
description	string	Human readable description of the error
errorType	string	Describes the type of error message.
fromParameterValue	string	Value of parameter before change
imageId	string	The IPC-2510 Image. This is typically a single circuit in the panel array
imageShape	string	Shape of the image. Some types are Disc, Rectangle, Swiss Cross, Donut, Diamond, etc.
imageType	enumerated string	LOCAL   GLOBAL
increment	double	Resolution of a parameter
informationType	string	Describes the type of information message.
laneList	string list	Identifies the lane(s) executing a recipe
maximum	double	Maximum value of a parameter
messageInitiator	string	A description of how this message was initiated. It could be an OPERATOR, HOST, AUTOMATIC.
minimum	double	Minimum value of a parameter
NameId	string	The name of a parameter
nominal	double	Expected value of a parameter
parameterId	string	Identifies a parameter. Something like LaneOneBoardSpeedSetting or ZoneOneTemperatureSetting
recipeId	string	Identifies the Recipe
revision	string	Identifies the revision
recipeStep	string	Recipe step associated with the element
recognitionReference	string	Reference name used by the recognition system and/or the recipe.
scannedLot	string	Scanned Identification of the unit of component delivery, like a tape or bulk
scannerId	string	Identifies Scanner r

Attribute Name	Attribute Type	Description
score	string	Identifies confidence level
subsystemId	string	Identification of a Subsystem like "Network Interface Card"
subsystemType	string	Type of subsystem, this might be ItemRecognition   ComponentRecognition   Transport   Nozzlechanger   Head   Headgroup   Cutting   ComponentsApplyArea   Controller   Network   Software   Scanner   Applicator   Cleaner   Inspection   MotionControl   OperatingSystem   PowerSupply   AirSupply   PrintMedium   PrintStencil   Tooling   Transport   Verification   Communications   Safety   ECU
toParameterValue	string	Value of parameter after change
units	string	Units of a parameter
value	double	Value of a parameter
vendorErrorCode	string	Vendor specific Error Code
warningType	string	This describes the type of warning.
zoneList	string list	Identifies the zone(s) executing a recipe

#### 4.4 Dictionary of Nested Elements

The following tables define the attributes of nested elements that are appropriate for assembly functions. These elements are necessary for tracking product and process quality. The right-most column indicates the expected number of occurrences (cardinality) of each attribute or element. 0-1 indicates an optional field. 1-1 indicates a single mandatory field. 0-n indicates any number, including zero. 1-n indicates at least one.

##### 4.4.1 Element: BadBoardMark

**Description:** Information about a specific bad board mark.

Attribute Name	Attribute Type	Description	Occurrence
imageId	string	The IPC-2510 Image. Typically a single circuit in the panel array	1-1
designator	string	Identifies a unique location on the board.	0-1
imageType	enumerated string	LOCAL   GLOBAL	0-1

```
<BadBoardMark>
  imageId="2"
  designator="B1"
  imageType="LOCAL"
</BadBoardMark>
```



#### 4.4.2 Element: Fiducial

**Description:** Information about a specific fiducial.

Attribute Name	Attribute Type	Description	Occurrence
designator	string	Identifies a unique location on the board.	1-1
imageId	string	The IPC-2510 Image. Typically a single circuit in the panel array	0-1
imageType	Enumerated string	LOCAL   GLOBAL	0-1
imageShape	string	Shape of the image. Some types are Disc, Rectangle, Swiss Cross, Donut, Diamond, etc.	0-1
recognitionReference	String	Reference name used by the recognition system and/or the recipe.	0-1
score	string	Identifies confidence level	0-1

```
<Fiducial>
  designator="F1"
  imageId="2"
  imageType="GLOBAL"
  imageShape="Rectangle"
  recognitionReference="123.gf"
  score=90
</Fiducial>
```

#### 4.4.3 Element: MachineError

**Description:** Information about an error in the machine. This element **shall** have the element Subsystem imbedded as a part of the Machine Error message

Attribute Name	Attribute Type	Description	Occurrence
<i>Subsystem</i>	See 4.4.6	Information about a specific subsystem	1-1
vendorErrorCode	string	Vendor specific Error Code	0-1
description	string	Human readable description of the error	0-1

```
<MachineError>
  <Subsystem>
    subsystemType="Network"
    subsystemId="Ethernet Adapter:1"
  </Subsystem>
  vendorErrorCode="NW1002139123"
  description="Network not reachable"
</MachineError>
```

#### 4.4.4 Element: Parameter

**Description:** A record of the name, value and units for an equipment parameter. Optional constraints can also be applied to the parameter.

Attribute Name	Attribute Type	Description	Occurrence
nameId	string	The name of a Parameter	1-1
value	double	Value of a parameter	1-1
units	string	Units of parameter	1-1
nominal	double	Expected value of a parameter	0-1
minimum	double	Minimum value of a parameter	0-1
maximum	double	Maximum value of a parameter	0-1
increment	double	Resolution of a parameter	0-1

```
<Parameter>
  nameId = "PrintSpeed"
  value = "100.0"
  units = "mm/s"
  nominal = "100.0"
  minimum = "0.0"
  maximum = "200.0"
  increment = "1.0"
</Parameter>
```

#### 4.4.5 Element: Recipe

**Description:** The Recipe element uniquely identifies the recipe, program or algorithm set that is being applied at the station.

Attribute Name	Attribute Type	Description	Occurrence
recipeId	string	Identifies the name of the recipe	1-1
revision	string	Identifies the revision of the recipe	0-1
zoneList	string list	Identifies the zone(s) executing this recipe	0-1
laneList	string list	Identifies the lane(s) executing this recipe	0-1
recipeStep	string	Identifies the step of the executing recipe	0-1
command	string	Command in the recipe such as line number or process step.	0-1

```
<Recipe>
  recipeId="VCR-2912"
  revision="4"
  zoneRange="1,2"
  laneRange="1,2"
</Recipe>
```

#### 4.4.6 Element: Subsystem

**Description:** Information about a specific Subsystem.

Attribute Name	Attribute Type	Description	Occurrence
subsystemType	string	Unique area found on the machine	1-1
subsystemId	string	Unique location on the machine	1-1
revision	string	Identifies the revision of the subsystem	0-1

```
<Subsystem>
  subsystemType="Scanner"
  subsystemId="Zone 1: Lane 1:top"
</Subsystem>
```

#### 4.5 Extensions to IPC-2541 Mandatory Messages

The following tables define the event message attributes or elements that are appropriate for assembly functions. These events are necessary for tracking product and process quality. The right-most column indicates the expected number of occurrences (cardinality) of each attribute or element. 0-1 indicates an optional field. 1-1 indicates a single mandatory field. 0-n indicates any number, including zero. 1-n indicates at least one.

IPC-2541 <EquipmentError> Message

IPC-2541 <EquipmentWarning> Message

IPC-2541 <EquipmentInformation> Message

##### 4.5.1 informationId: BadBoardMarkReport

**Definition:** This is an indication that one or more Bad Board Marks were found on the item. For every found Bad Board Mark the equipment must send one Fiducial element.

Attribute/Element Name	Attribute / Element Type	Description	Occurrence
nameId	string	Name of bad board mark report	1-1
BadBoardMarkReport	See 4.4.1	Information about a specific bad board mark	1-n
Subsystem	See 4.4.6	Information about a specific Subsystem	0-1
Recipe	See 4.4.5	Identifies the recipe, program or algorithm	0-1

```
<BadBoardMarkReport>
```

```

nameId = "BadBoardMarkReport1"
  <BadBoardMark>
    imageId="2"
    designator="B1"
    imageType="LOCAL"
  </BadBoardMark>
  <Subsystem>
    subsystemType="Scanner"
    subsystemId="Zone 1: Lane 1:top"
  </Subsystem>
  <Recipe>
    recipeId="VCR-2912"
    revision="4"
    zoneRange="1,2"
    laneRange="1,2"
  </Recipe>
</BadBoardDataReport

```

#### 4.5.2 informationId: StartSession

Under Consideration

#### 4.5.3 informationId: EndSession

Under Consideration

#### 4.5.4 informationId: SessionManagement

Under Consideration

#### 4.5.5 informationId: ManagementData

Under Consideration

#### 4.5.6 informationId: ProcessDataReport

**Description:** A report containing process data in order to permit SPC (Statistical Process Control) analysis

Attribute / Element Name	Attribute / Element Type	Description	Occurrence
nameId	string	Name of process data report	1-1
parameter	See 4.4.4	process data report parameter(s)	1-n

```

<ProcessDataReport>
  nameId = "ProcessDataReport1"
  <Parameter>
    nameId = "XError"
    value = "0.05"
    units = "mm"
    minimum = "-0.0"
    maximum = "0.1"
    increment = "0.01"
  </Parameter>

```

```

    <Parameter>
      nameId = "YError"
      value = "0.02"
      units = "mm"
      minimum = "-0.0"
      maximum = "0.1"
      increment = "0.01"
    </Parameter>
  </ProcessDataReport>

```

#### 4.5.7 IPC-2541 <EquipmentParameterModified> Message

**Definition:** This is an extension to the IPC-2541 message

Attribute Name	Attribute Type	Description	Occurrence
ParameterId	string	Identifies a parameter. Something like LaneOneBoardSpeedSetting or ZoneOneTemperatureSetting	1-1
FromParameterValue	string	Value of parameter before change	0-1
ToParameterValue	string	Value of parameter after change	0-1

#### 4.5.8 IPC-2541 <WaitingforOperatorAction> Message

Under Consideration

## 4.5.9 New Events

### 4.5.9.1 Event: EquipmentPoweringUP

**Description:** This event is sent when the machine is in the process of powering up. This is not mandatory but is helpful when the machine has knowledge that is in the process of powering up. It should occur before the Equipment is initialised.

Attribute Name	Attribute Type	Description	Occurrence
dateTime	dateTime	Date and time of the event	1-1
revision	string	Software or Firmware revision code	0-1

```
<EquipmentPoweringUP>
  dateTime="2000-02-02T11:13:12.00-05:00"
  revision="Rev 3.2.0"
</EquipmentPoweringUP>
```

## 5 Specific Assembly Equipment Events and Message Formats.

### 5.1 Specific Screen Printing Equipment Events and Message Formats (Print)

Under Consideration

### 5.2 Specific Adhesive Dispensing Equipment Events and Message Formats (Dispense)

Under Consideration

### 5.3 Specific Manual Placement Equipment Events and Message Formats (Manual)

Under Consideration

### 5.4 Specific Reflow Equipment Events and Message Formats (Reflow)

Under Consideration

### 5.5 Specific Pick and Place Equipment Events and Message Formats (Place)

This section pertains to automated surface mount pick and place equipment, including turret style chipshooters and fine pitch placement equipment.

#### 5.5.1 Dictionary of Common Terms

##### Component Supply

A device to supply the equipment with components, which have to be placed. This is a term, which should cover all existing technologies like feeders or matrix tray changer.

##### Component Supply Area

A unique area of component supplies (i.e. left right front back) found on the machine

**Feeder**

Component Supply, which feeds the head with components out of tapes or bulk cases.

**FeederId**

This is a unique serial number associated with a feeder.

**Feeder Table**

A changeable group of slots that has the capacity to hold feeders. These are usually filled off-line and changed in mass when needed.

**Feeder Type**

A type of feeder.

**Feeder Track**

Unique location of the feeder in a component supply area

**Feeder Division**

Unique location within a feeder.

**Head**

Unit which is picking and placing the components. Each head can contain several nozzle segments, which hold a nozzle to pick and place the component.

**Head Group**

A Head Group is holding one or more heads, which are moved together in the machine.

**MaterialCuttingArea**

The area that cuts the excess material used for holding components. This area usually cuts the excess tape that on a pick and place machine.

**Nozzle**

Changeable part on the head to pick up all the different shapes of components.

**Nozzle Changer**

This is a holding bin for Nozzle Changer Sections. This is a physical location on the machine.

**Nozzle Changer Section**

A holding section for a group of nozzles to be used at a latter time.

**Nozzle Changer Division**

This is a location within the Nozzle Changer Section.

**Nozzle Segment**

Fixed Location of a changeable nozzle on a head.

**Tray Server**

A tray server is holding trays to supply the machine with components delivered in trays.

**Tray Tower**

A Tray server can hold one or more towers, which is a stack of trays.

**Tray**

Unit of delivery for components to a tray server

**Tray Location**

Location of a tray in a tray tower.

**Tray Section**

One tray can contain several sections with different types of components

**Tray Division**

A Tray Section is divided into several Tray Divisions. Each Division holds one component during delivery

**5.5.2 Model of Equipment**

The objective of the model of the pick and place machine (see figure 1) is to define a common terminology to name the subsystems in all machines. This might be useful to have a consistent naming for all vendors, although each vendor might have different definitions for the same kind of subsystem.



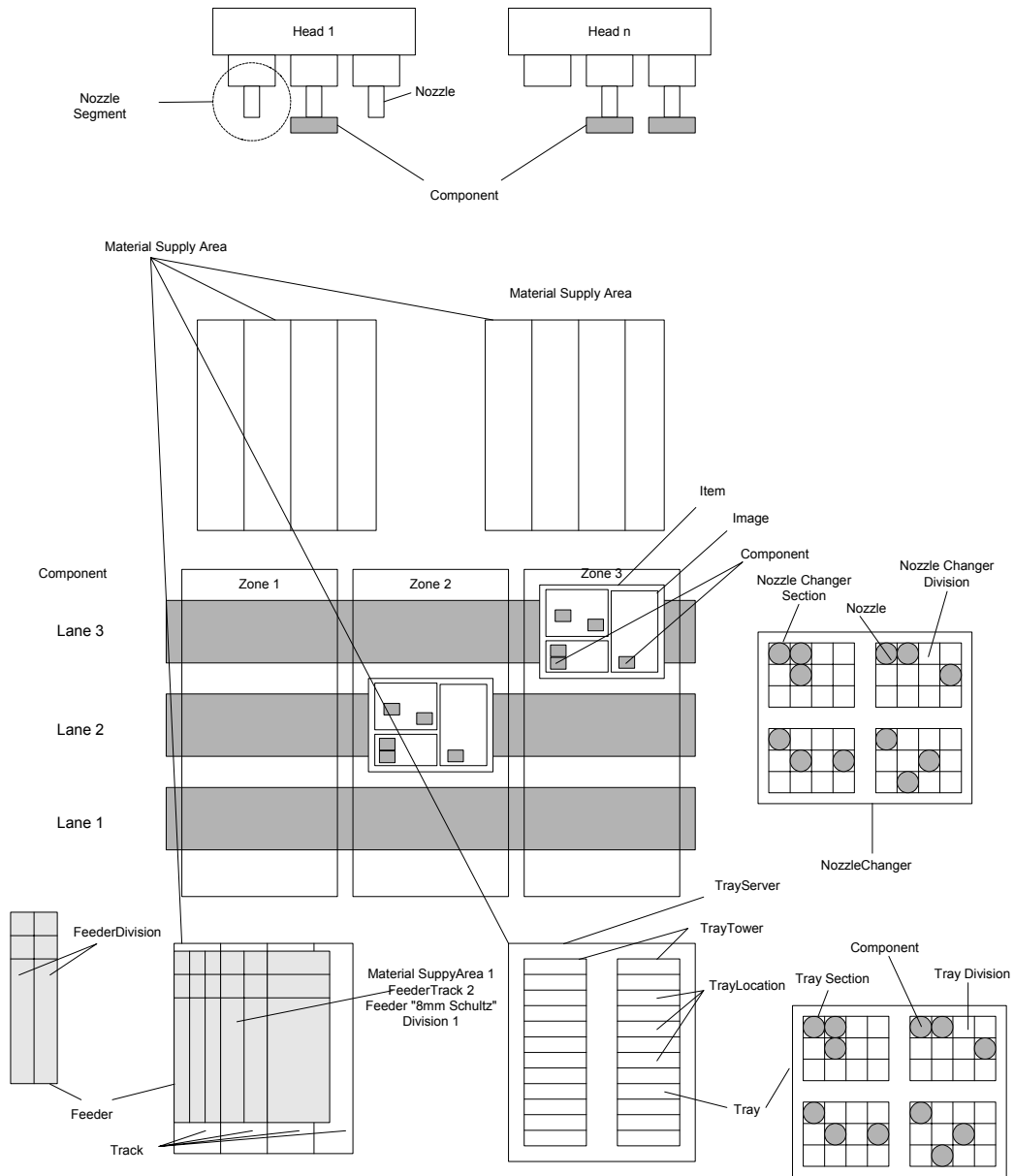


Figure 1 Abstract model of the equipment

### 5.5.3 Dictionary of Attributes

Attribute Name	Attribute Type	Description
componentId	string	Unique component identifier
materialSupplyArea	string	Unique area of material (i.e. component) supplies found on the machine
decrementMisPickCount	1..n	Most pick & place equipment detect an empty MaterialHandler by counting pickup warnings on one specific MaterialHandler. When sending a MaterialHandlerOutOfComponents message this attribute can be used to decrement the count of Pickup Errors charged to the Material Handler by the appropriate number. The will allow the host system to correct the number of warnings for this materialHandler. For example if 3 MisPick warnings were sent to the host which turned out to be an OutOfComponent error then a 3 would be entered in this attribute.
estimatedTimeTillEndOfComponents	timeDuration	Estimated time till end of components in seconds.
feederType	string	A specific type of a feeder
feederDivision	string	Unique location within a feeder
headId	string	Head name
itemInstanceId	string	Unique identification
materialHandlerType	string (enumeration)	A type of material handler: FEEDER   TRAYSERVER
materialHandlerTableId	string	Unique identification of a specific materialHandler table
nozzleChanger	string	Nozzle changer location
nozzleChangerSection	string	Nozzle changer section in a nozzle changer
nozzleChangerDivision	string	Nozzle changer division located in a nozzle changer
nozzleSegmentId	string	Fixed location of a changeable nozzle on a head
nozzleType	string	Type of Nozzle
numberOfComponentsLeft	positiveInteger	Number of components left for consumption.
package	string (enumeration)	See GenCAM (IPC-2511) package enumerations
partId	string	Unique part identification such as a serial number.
rejectLocation	string	The location where a component is rejected
trackId	1..n	Unique location on the machine. Sometimes referred to as slot.
trayServerType	string	A type of tray server
trayServerTower	1..n	Tray server tower number
trayServerLocation	1..n	Tray server location number
traySection	string	Tray section
trayDivision	string	Tray division

## 5.5.4 Dictionary of Elements

### 5.5.4.1 Element: Component

**Description:** Information about a specific component package.

Attribute Name	Attribute Type	Description	Occurrence
componentId	string	Unique component identifier	1-1
designator	string	Identifies a unique location on the board.	0-1
imageId	string	The IPC-2510 Image. This is typically a single circuit in the panel array	0-1
recognitionReference	string	Reference name used by the recognition system and/or the recipe.	0-1
partId	string	Part identification such as a serial number.	0-1
package	string (enumeration)	See GenCAM (IPC-2511) package enumerations	0-1

```
<Component>
  componentId="SOIC-16"
  designator="S100"
  imageId="2"
  recognitionReference="S100.gf"
  partId="AZ266533E5Z"
  package="SOIC 16"
</Component>
```

### 5.5.4.2 Element: ComponentValidation

**Description:** Information about a specific batch/lot of components. This would be used at the instance of validation of a batch/lot.

Attribute Name	Attribute Type	Description	Occurrence
componentId	string	Unique component identifier	1-1
partId	string	Part identification such as a serial number.	0-1
package	string (enumeration)	See GenCAM (IPC-2511) package enumerations	0-1

```
<ComponentValidation>
  componentId="SOIC-16"
  partId="4001-300-G0402-Sally-7220-6543321"
  package="SOIC 16"
</ComponentValidation>
```

### 5.5.4.3 Element: Nozzle

**Description:** Information about a specific nozzle located on a head.

Attribute Name	Attribute Type	Description	Occurrence
nozzleType	string	Type of Nozzle	1-1
headId	string	Head name	1-1
nozzleSegmentId	string	Fixed location of a changeable nozzle on a head	1-1
partId	string	The location where a component is rejected	0-1

```
<Nozzle>
  nozzleType="912"
  headId="1"
  nozzleSegmentId="2"
  partId="123456"
</Nozzle>
```

### 5.5.4.4 Element: NozzleChangerLocation

**Description:** Information about a specific location in the nozzlechanger.

Attribute Name	Attribute Type	Description	Occurrence
nozzleType	string	Type of Nozzle	1-1
nozzleChanger	string	Nozzle changer location	1-1
nozzleChangerDivision	string	Nozzle changer division located in a nozzle changer	1-1
nozzleChangerSection	string	Nozzle changer section in a nozzle changer	0-1
partId	string	Unique part identification such as a serial number.	0-1

```
<NozzleChangerLocation>
  nozzleType="912"
  nozzleChanger="1"
  nozzleChangerDivision="4"
  nozzleChangerSection="2"
</NozzleChangerLocation>
```

### 5.5.4.5 Element: MaterialHandler

**Description:** Information about a specific material handler (i.e. materialHandler, tray server). Usually a component is presented to the machine using either a feeder or a tray server. The attributes associated with a feeder would be used if the component is located on a feeder component supply area and the attributes associated with a tray would be used if the component is located on a tray server.

Attribute Name	Attribute Type	Description	Occurrence
materialSupplyArea	string	Unique area of material (i.e. component) supplies found on the machine	1-1
trackId	1..n	Unique location on the machine. Sometimes referred to as slot.	1-1
materialHandlerType	string (enumeration)	A type of material handler: FEEDER   TRAYSERVER	1-1
feederType	string	A specific type of a feeder	1-1
feederDivision	string	Unique location within a feeder	1-1
trayServerType	string	A type of tray server	1-1*
trayServerTower	1..n	Tray server tower number	1-1*
trayServerLocation	1..n	Tray server location number	1-1*
traySection	string	Tray section	1-1*
trayDivision	string	Tray division	0-1
partId	string	Unique part identification such as a serial number.	0-1
materialHandlerTableId	string	Unique identification of a specific materialHandler table	0-1

\* Mandatory only if materialHandlerType is TRAYSERVER

```
<MaterialHandler>
  materialSupplyArea="Front"
  trackId=4
  materialHandlerType="FEEDER"
  feederType="8mm Tape"
  feederDivision="2"
</MaterialHandler>
```

## 5.5.5 Extensions to IPC-2541 Mandatory Messages

IPC-2541 <EquipmentError> Message

### 5.5.5.1

#### 5.5.5.2 ErrorId: EquipmentOutOfComponent

**Definition:** The machine cannot continue processing because there are no materialHandlers available with this component.

Element Name	Element Type	Description	Occurrence
Component	See 5.5.4.1	Information about a specific component package	1-1

```

<EquipmentOutOfComponent>
  <component>
    componentId="SOIC-8"
    package="SOIC 8"
  </component>
</EquipmentOutOfComponent>

```

### 5.5.5.3 ErrorId: EquipmentErrorSubsystem

**Definition:** The machine detects an error in one of its subsystems and therefore can not continue processing.

Element Name	Element Type	Description	Occurrence
Subsystem	See 4.4.6	Information about a specific subsystem	1-1
MachineError	See 4.4.3	Information about an error in the machine	0-1

```

<EquipmentErrorSubsystem>
  <subsystem>
    subsystemType="Scanner"
    subsystemId="Lane 1: input area"
  </subsystem>
  <machineError>
    vendorErrorCode="St2947-ab12"
    description=="Scanneris malfunctioning"
  </machineError>
</EquipmentErrorSubsystem>

```

### 5.5.6 IPC-2541 <EquipmentWarning> Messages

#### 5.5.6.1 WarningId: ItemRecognitionFailure

**Definition:** A recognition failure pertaining to an item.

**warningTypes:**

MissingFiducial | BadMeasurement

MissingFiducial: Fiducial is not recognized on location defined in recipe |

BadMeasurement: Quality of the fiducial measurement is not good enough

Attribute / Element Name	Attribute / Element Type	Description	Occurrence
warningType	string	Describes the type of warning.	1-1
itemInstanceId	string	Unique identification	1-1
Fiducial	See 4.4.2	Information about a specific fiducial	1-1
Subsystem	See 4.4.6	Information about a specific Subsystem	0-1
Recipe	See 4.4.5	Identifies the recipe, program or algorithm	0-1

```

<ItemRecognitionFailure>
  warningType="MissingFiducial"
  itemInstanceId="668VCR255"
  <Fiducial>
    designator="F1"
    imageId="4"
    imageShape="Rectangle"
    recognitionReference="123.gf"
  </Fiducial>
  <Subsystem>
    subsystemType="Medium Resolution Camera"
    subsystemId="Downward looking: Head1"
    revision="3.4"
  </Subsystem>
  <Recipe>
    name="VCR-2912"
    revision="4"
    zoneRange="1,2"
    laneRange="1,2"
  </Recipe>
</ItemRecognitionFailure>

```

#### 5.5.6.2 WarningId: ItemDidNotTransferSuccessfully

**Definition:** This is an indication that the item was transferred into or within the equipment and never made it successfully to its destination.

**warningTypes:**

TimeOut | Jam

TimeOut: The item did not arrive at location in expected period of time

Jam: Item was not able to transfer. It is still detected at the starting location.

Attribute / Element Name	Attribute / Element Type	Description	Occurrence
warningType	string	Describes the type of warning.	1-1
Recipe	See 4.4.5	Identifies the recipe, program or algorithm	0-1
itemInstanceId	string	Unique identification	0-1

```

<ItemDidNotTransferSuccessfully>
  warningType="TimeOut"
  itemInstanceId="0002"
  <Recipe>
    recipeId="VCR-2912"
    revision="4"
  </Recipe>
</ItemDidNotTransferSuccessfully>

```

### 5.5.6.3 WarningId: MaterialHandlerLow

**Definition:** The materialHandler is almost out of components.

**warningTypes:**

MeasuredMaterialHandlerLow | EstimatedMaterialHandlerLow

MeasuredMaterialHandlerLow: The equipment knows exactly how many components are in the component supply

EstimatedMaterialHandlerLow: The equipment is estimating how many components are in the component supply

Attribute / Element Name	Attribute / Element Type	Description	Occurrence
warningType	string	Describes the type of warning.	1-1
MaterialHandler	See 5.5.4.5	Information about a specific material handler (i.e. materialHandler, tray server).	1-1
estimatedTimeTillEndOfComponents	timeDuration	Estimated time till end of components in seconds.	0-1
numberOfComponentsLeft	positiveInteger	Number of components left for consumption.	0-1
Component	See 5.5.4.1	Information about a specific component package.	0-1

```
<MaterialHandlerLow>
  warningId="EstimatedMaterialHandlerLow"
  estimatedTimeTillEndOfComponents=123
  numberOfComponentsLeft=55
  <MaterialHandler>
    materialSupplyArea="Front"
    trackId=3
    materialHandlerType="FEEDER"
    feederType="8mm Tape"
    feederDivision="2"
  </MaterialHandler>
</MaterialHandlerLow>
```

### 5.5.6.4 WarningId: MaterialHandlerInstalled

**Definition:** The materialHandler is placed on the machine.

Attribute / Element Name	Attribute / Element Type	Description	Occurrence
MaterialHandler	See 5.5.4.5	Information about a specific material handler (i.e. materialHandler, tray server).	1-1
messageInitiator	string	A description of how this message was initiated. It could be an OPERATOR, HOST, AUTOMATIC.	0-1
Component	See 5.5.4.1	Information about a specific component package.	0-1



```

<MaterialHandlerInstalled>
  messageInitiator="Operator: David JJ B"
  <MaterialHandler>
    materialSupplyArea="Front"
    trackId=3
    materialHandlerType="FEEDER"
    feederType="8mm Tape"
    feederDivision="2"
  </MaterialHandler>
</MaterialHandlerInstalled>

```

#### 5.5.6.5 WarningId: MaterialHandlerUninstalled

**Definition:** The materialHandler has been removed from the machine.

Attribute / Element Name	Attribute / Element Type	Description	Occurrence
MaterialHandler	See 5.5.4.5	Information about a specific material handler (i.e. materialHandler, tray server).	1-1
messageInitiator	string	A description of how this message was initiated. It could be an OPERATOR, HOST, AUTOMATIC.	0-1
Component	See 5.5.4.1	Information about a specific component package.	0-1

```

<MaterialHandlerUninstalled>
  messageInitiator="Operator: David JJ B"
  <MaterialHandler>
    materialSupplyArea="Front"
    trackId=3
    materialHandlerType="FEEDER"
    feederType="8mm Tape"
    feederDivision="2"
  </MaterialHandler>
</MaterialHandlerUninstalled>

```

#### 5.5.6.6 WarningId: MaterialHandlerDivisionDown

**Definition:** The division of a materialHandler is not available. The reason is not determined yet. It could be followed by a MaterialHandlerOutOfComponent or MaterialHandlerTrouble. This could be preceded by MaterialHandlerUninstalled.

Attribute / Element Name	Attribute / Element Type	Description	Occurrence
MaterialHandler	See 5.5.4.5	Information about a specific material handler (i.e. materialHandler, tray server).	1-1
messageInitiator	string	A description of how this message was initiated. It could be an OPERATOR, HOST, AUTOMATIC.	0-1
Component	See 5.5.4.1	Information about a specific component package.	0-1

```

<MaterialHandlerDivisionDown>
  <MaterialHandler>
    materialSupplyArea="Front"
    trackId=3
    materialHandlerType="FEEDER"
    feederType="8mm Tape"
    feederDivision="2"
  </MaterialHandler>
</MaterialHandlerDivisionDown>

```

#### 5.5.6.7 WarningId: MaterialHandlerTrouble

**Definition:** This event occurs when the equipment has tried to pick a component out of a materialHandler and it has been determined that the materialHandler is not out of components. One possible reason might be jam of the tape.

Attribute / Element Name	Attribute / Element Type	Description	Occurrence
MaterialHandler	See 5.5.4.5	Information about a specific material handler (i.e. materialHandler, tray server).	1-1
messageInitiator	string	A description of how this message was initiated. It could be an OPERATOR, HOST, AUTOMATIC.	0-1
Component	See 5.5.4.1	Information about a specific component package.	0-1

```

<MaterialHandlerTrouble>
  <MaterialHandler>
    materialSupplyArea="Front"
    trackId=3
    materialHandlerType="FEEDER"
    feederType="8mm Tape"
    feederDivision="2"
  </MaterialHandler>
</MaterialHandlerTrouble>

```

#### 5.5.6.8 WarningId: MaterialHandlerOutOfComponent

**Definition:** The materialHandler is determined to be out of components.

Attribute / Element Name	Attribute / Element Type	Description	Occurrence
MaterialHandler	See 5.5.4.5	Information about a specific material handler (i.e. materialHandler, tray server).	1-1
Component	See 5.5.4.1	Information about a specific component package.	1-1
DecrementMispickCount	1...n	Most pick & place equipment detect an empty MaterialHandler by counting pickup warnings on one specific MaterialHandler. When sending a MaterialHandlerOutOfComponents message this attribute can be used to decrement the count of Pickup Errors charged to the Material Handler by the appropriate number. This will allow the	0-1

---

		host system to correct the number of warnings for this materialHandler. For example if 3 MisPick warnings were sent to the host which turned out to be an OutOfComponent error then a 3 would be entered in this attribute.	
--	--	---	--

```
<MaterialHandlerOutOfComponents>
  decrementMisPickCount=3
  <MaterialHandler>
    materialSupplyArea="Front"
    trackId=3
    materialHandlerType="FEEDER"
    feederType="8mm Tape"
    feederDivision="2"
  </MaterialHandler>
  <Component>
    componentId="SOIC-16"
    partId="AZ266533E5Z"
  </Component>
</MaterialHandlerOutOfComponents>
```

## 5.5.7 IPC-2541 <EquipmentInformation> Messages

### 5.5.7.1 InformationId: ComponentMissPick

**Definition:** This is an indication that the component was not properly picked up from a feeding device.

#### informationTypes:

MissingOnNozzle | MissAlignedComponent

MissingOnNozzle: Component is completely missing from the nozzle

MissAlignedComponent: Recognition system not able to correct alignment. This could be because of the following reasons: misaligned (X,Y, Theta), (please add anymore that could come up.)

Attribute / Element Name	Attribute / Element Type	Description	Occurrence
informationType	string	Describes the type of information message.	1-1
Nozzle	See 5.5.4.3	Information about a specific nozzle located on a head	1-1
MaterialHandler	See 5.5.4.5	Information about a specific material handler (i.e. materialHandler, tray server).	1-1
Component	See 5.5.4.1	Information about a specific component package.	1-1
Recipe	See 4.4.5	Identifies the recipe, program or algorithm	0-1

```

<ComponentMissPick>
  informationType="MissingOnNozzle"
  <Nozzle>
    nozzleType="912"
    headId="1"
    nozzleSegmentId="2"
  </Nozzle>
  <MaterialHandler>
    materialSupplyArea="Front"
    trackId=3
    materialHandlerType="FEEDER"
    feederType="8mm Tape"
    feederDivision="2"
  </MaterialHandler>
  <Component>
    componentId="SOIC-16"
    partId="AZ266533E5Z"
  </Component>
</ComponentMissPick>

```

### 5.5.7.2 InformationId: ComponentNotPlaced

**Definition:** This is an indication that the component was lost between pick and place. This could occur when a component is picked up correctly, the recognition system detects it correctly however the component is not placed on the board.

**informationTypes:**

LostDuringMovement

LostDuringMovement: Component is getting lost from the nozzle after component recognition

Attribute / Element Name	Attribute / Element Type	Description	Occurrence
informationType	string	Describes the type of information message.	1-1
Nozzle	See 5.5.4.3	Information about a specific nozzle located on a head	1-1
MaterialHandler	See 5.5.4.5	Information about a specific material handler (i.e. materialHandler, tray server).	1-1
Component	See 5.5.4.1	Information about a specific component package.	1-1
Recipe	See 4.4.5	Identifies the recipe, program or algorithm	0-1

```

<ComponentNotPlaced>
  informationType="LostDuringMovement"
  <Nozzle>
    nozzleType="912"
    headId="1"
    nozzleSegmentId="2"
  </Nozzle>
  <MaterialHandler>
    materialSupplyArea="Front"
    trackId=3
    materialHandlerType="FEEDER"
    feederType="8mm Tape"
    feederDivision="2"
  </MaterialHandler>
  <Component>
    componentId="SOIC-16"
    partId="AZ266533E5Z"
  </Component>
</ComponentNotPlaced>

```

### 5.5.7.3 InformationId: MaterialHandlerChanged

**Definition:** This is an indication that new material has been placed on the machine. i.e. MaterialHandler refilled.

Attribute / Element Name	Attribute / Element Type	Description	Occurrence
MaterialHandler	See 5.5.4.5	Information about a specific material handler (i.e. materialHandler, tray server).	1-1
Component	See 5.5.4.1	Information about a specific component package	1-1
ComponentValidation	See 5.5.4.2	Information about a specific batch/lot of components	0-1
messageInitiator	string	A description of how this message was initiated. It could be an OPERATOR, HOST, AUTOMATIC.	0-1

```

<MaterialHandlerChanged>
  messageInitiator="Operator: David JJ B"
  <MaterialHandler>
    materialSupplyArea="Front"
    trackId=3
    materialHandlerType="FEEDER"
    feederType="8mm Tape"
    feederDivision="2"
  </MaterialHandler>
  <Component>
    componentId="SOIC-16"
    partId="AZ266533E5Z"
  </Component>
  <ComponentValidation>
    componentId="SOIC-16"
    partId="73829-2329g-ADSJ-9999"
    package="SOIC 16"
  </ComponentValidation>
</MaterialHandlerChanged>

```

### 5.5.7.4 InformationId: ComponentNotRecognized

**Definition:** A component was not recognized therefore was not placed on an item.

#### informationTypes:

MissingLead | LeadOutOfTolerance | Coplanarity | BadSize

MissingLead: One of the component leads is missing

LeadOutOfTolerance: Size does not meet tolerance

Coplanarity: Coplanarity check failed

BadSize: Size of the component is incorrect

Attribute / Element Name	Attribute / Element Type	Description	Occurrence
InformationType	string	Describes the type of information message.	1-1

Nozzle	See 5.5.4.3	Information about a specific nozzle located on a head	1-1
Component	See 5.5.4.1	Information about a specific component package	1-1
MaterialHandler	See 5.5.4.5	Information about a specific material handler (i.e. materialHandler, tray server).	1-1
Recipe	See 4.4.5	Identifies the recipe, program or algorithm	0-1

```

<ComponentNotRecognized>
  informationType="LeadOutOfTolerance"
  <Nozzle>
    nozzleType="912"
    headId="1"
    nozzleSegmentId="2"
  </Nozzle>
  <MaterialHandler>
    materialSupplyArea="Front"
    trackId=3
    materialHandlerType="FEEDER"
    feederType="8mm Tape"
    feederDivision="2"
  </MaterialHandler>
  <Component>
    componentId="SOIC-16"
    partId="AZ266533E5Z"
  </Component>
</ComponentNotRecognized>

```

### 5.5.7.5 InformationId: MaterialHandlerTableInstalled

**Definition:** A materialHandler table is added to a component supply area.

Attribute / Element Name	Attribute / Element Type	Description	Occurrence
materialHandlerTableId	string	Unique identification of a specific materialHandler table	1-1
messageInitiator	string	A description of how this message was initiated. It could be an OPERATOR, HOST, AUTOMATIC.	0-1
Component	See 5.5.4.1	Information about a specific component package	0-1

```

<MaterialHandlerTableInstalled>
  materialHandlerTableId="Left"
  messageInitiator="Operator: David JJ B"
</MaterialHandlerTableInstalled>

```

### 5.5.7.6 InformationId: MaterialHandlerTableUnInstalled

**Definition:** A materialHandler table is removed from a component supply area.

Attribute / Element Name	Attribute / Element Type	Description	Occurrence
materialHandlerTableId	string	Unique identification of a specific materialHandler table	1-1
Component	See 5.5.4.1	Information about a specific component package	0-1
messageInitiator	string	A description of how this message was initiated. It could be an OPERATOR, HOST, AUTOMATIC.	0-1

```
<MaterialHandlerTableUnInstalled>
  materialHandlerTableId="Left"
  messageInitiator="Operator: David JJ B"
</MaterialHandlerTableUnInstalled>
```

### 5.5.7.7 InformationId: MaterialHandlerDivisionUp

**Definition:** The materialHandler is available.

Attribute / Element Name	Attribute / Element Type	Description	Occurrence
MaterialHandler	See 5.5.4.5	Information about a specific material handler (i.e. materialHandler, tray server).	1-1
Component	See 5.5.4.1	Information about a specific component package	0-1
MessageInitiator	string	A description of how this message was initiated. It could be an OPERATOR, HOST, AUTOMATIC.	0-1

```
<MaterialHandlerDivisionUp>
  messageInitiator="Operator: David JJ B"
  <MaterialHandler>
    materialSupplyArea="Front"
    trackId=3
    materialHandlerType="FEEDER"
    feederType="8mm Tape"
    feederDivision="2"
  </MaterialHandler>
  <Component>
    componentId="SOIC-16"
    partId="AZ266533E5Z"
  </Component>
</MaterialHandlerDivisionUp>
```

### 5.5.7.8 InformationId: MaterialHandlerRefilled

**Definition:** The materialHandler has been refilled with components.

Attribute / Element Name	Attribute / Element	Description	Occurrence
--------------------------	---------------------	-------------	------------



	Type		
MaterialHandler	See 5.5.4.5	Information about a specific material handler (i.e. materialHandler, tray server).	1-1
Component	See 5.5.4.1	Information about a specific component package	1-1
ComponentValidation	See 5.5.4.2	Information about a specific batch/lot of components	0-1
MessageInitiator	string	A description of how this message was initiated. It could be an OPERATOR, HOST, AUTOMATIC.	0-1

```

<MaterialHandlerRefilled>
  messageInitiator="Operator: David JJ B"
  <MaterialHandler>
    materialSupplyArea="Front"
    trackId=3
    materialHandlerType="FEEDER"
    feederType="8mm Tape"
    feederDivision="2"
  </MaterialHandler>
  <Component>
    componentId="SOIC-16"
    partId="AZ266533E5Z"
  </Component>
  <ComponentValidation>
    componentId="SOIC-16"
    partId="73829-2329g-ADSJ-9999"
    package="SOIC 16"
  </ComponentValidation>
</MaterialHandlerRefilled>

```

#### 5.5.7.9 InformationId: ComponentReject

**Definition:** The machine is rejecting a component. This might be caused by the recognition system. The component will not be placed.

Attribute / Element Name	Attribute / Element Type	Description	Occurrence
Component	See 5.5.4.1	Information about a specific component package	1-1
RejectLocation	string	The location where a component is rejected	1-1

```

<ComponentReject>
  rejectLocation="Front-Left"
  <Component>
    componentId="SOIC-16"
    partId="AZ266533E5Z"
  </Component>
</ComponentReject>

```

#### 5.5.7.10 InformationId: ItemWorkComplete

**Definition:** This should be a collection of information associated with the completion of the work done to this board. Information for this could be: ComponentsPlacedOnBoard,

## **5.6 Plated Through Hole Placement**

Under Consideration

## **5.7 Solder Reflowing**

Under Consideration

## **5.8 Wave Soldering**

Under Consideration

## **5.9 Final Assembly and Packaging**

Under Consideration

## **6 The Specific PCB-Assembly Equipment XML-Message Format**

This document section describes in detail the XML-equipment message format, using XML-Schemas (instead of XML-DTD). A schema is a model for describing the structure of information. In XML-context, a schema describes a model for a whole class of documents. The model describes the possible arrangement of tags and text in a valid XML-document (or message). A schema might also be viewed as an agreement on a common vocabulary for a particular application domain (like the Electronics Manufacturing) that involves exchanging documents or messages.

XML Schema documents are XML documents (unlike DTD documents). More about XML Schema can be found under [www.w3c.com](http://www.w3c.com) and [www.xml.com](http://www.xml.com).

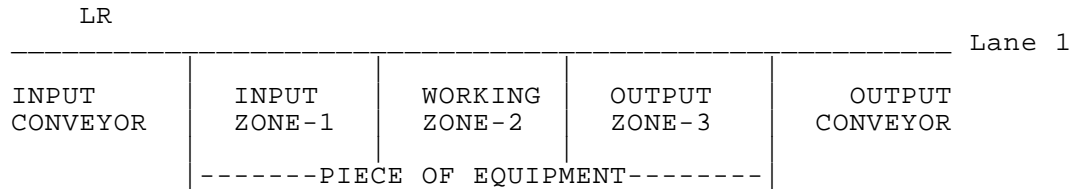
The purpose of the following XML-Schema file describing the specific PCB-assembly equipment standard XML-message format, is to define a set of XML elements and attributes and the rules for their correct combination.

## 7 Equipment Flow Event Scenarios – Single Lane Equipment

### Scenario 1, Version 1

#### Component Types SOIC

Scenario - Equipment Idle; single item enters system and is processed. Equipment has single lane, single working zone.  
 Note: LR is a label reader.  
 The equipment runs out of components and stops. The materialHandler is refilled and work resumes.

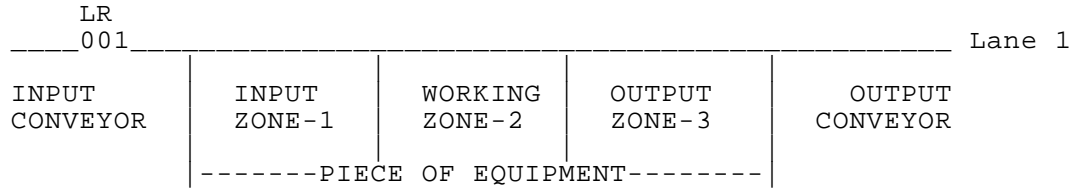


**Action:** Steady state condition, no items anywhere. Equipment previously issued message associated with EquipmentStarved event.

=====

**Event:** -

**State:** Ready-Idle-Starved



**Action:** Single item enters the system for processing. Item becomes available on the Input Conveyor, equipment no longer starved.

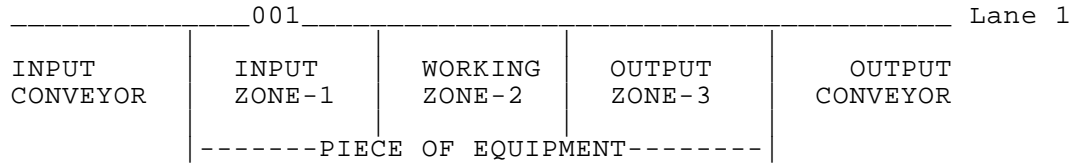
```

=====
Event:      ItemLabelRead
State:      Ready-Idle-Starved
-----
dateTime:   2000-02-02T10:35:00.00-05:00
itemInstanceId: 001
laneRange:  1
zoneRange:  1
scannerId:  Scanner 1; top
=====

Event:      EquipmentUnStarved
State:      Ready-Processing-Active
-----
DateTime:   2000-02-02T10:35:00.00-05:00
=====

Event:      EquipmentChangeState
State:      Ready-Processing-Active
-----
dateTime:   2000-02-02T10:35:00.00-05:00
previousState: Ready-Idle-Starved
currentState:  Ready-Processing-Active
eventId:    EquipmentUnStarved
    
```

LR



**Action:** Transfer of item to Input Zone completes.

=====

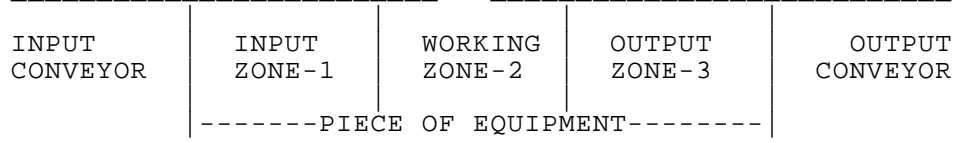
**Event:** ItemTransferIn  
**State:** Ready-Processing-Active

**dateTime:** 2000-02-02T10:36:00.00-05:00  
**itemInstanceId:** 001  
**laneRange:** 1

LR

001

Lane 1



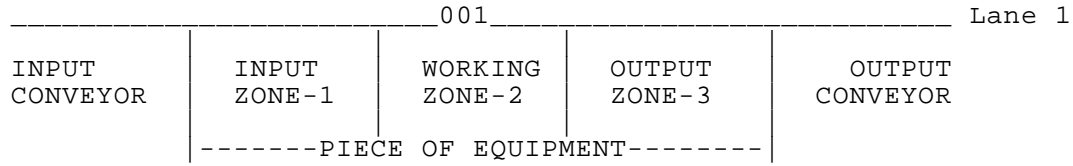
**Action:** Transfer of item to Working Zone completes.

=====

**Event:** ItemTransferZone  
**State:** Ready-Processing-Active

**dateTime:** 2000-02-02T10:37:00.00-05:00  
**itemInstanceId:** 001  
**fromZoneId:** 1  
**toZoneId:** 2  
**laneRange:** 1

LR



**Action:** Processing of item begins.

=====

**Event:** ItemWorkStart  
**State:** Ready-Processing-Executing

---

**dateTime:** 2000-02-02T10:37:00.00-05:00  
**itemInstanceId:** 001  
**laneRange:** 1  
**zoneRange:** 2

=====

**Event:** EquipmentChangeState  
**State:** Ready-Processing-Executing

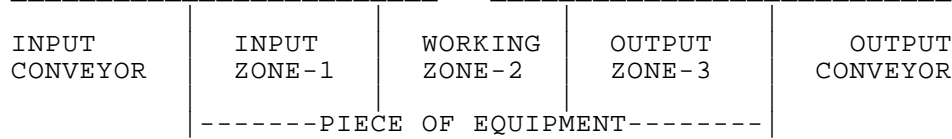
---

**dateTime:** 2000-02-02T10:37:00.00-05:00  
**previousState:** Ready-Processing-Active  
**currentState:** Ready-Processing-Executing  
**eventId:** ItemWorkStart

LR

001

Lane 1



**Action:** Equipment is running out of components.

=====

**Event:** EquipmentInformation  
**State:** Ready-Processing-Executing

---

**dateTime:** 2000-02-02T10:40:00.00-05:00  
**InformationId:** ComponentMissPick  
**laneRange:** 1  
**zoneRange:** 2

---

**2546 extension of a 2451 event:**

ComponentMissPick

---

**informationType:** MissingOnNozzle

---

**Nozzle:**  
 nozzleType 912  
 headId 1  
 nozzleSegmentId 2

**MaterialHandler:**

materialSupplyArea "Front"  
 trackId 4  
 materialHandlerType FEEDER  
 feederType "8mm Tape"  
 feederDivision "2"

**Component:**

componentId "0402"  
 designator "R100"  
 imageId "2"  
 recognitionReference "100.gf"  
 package "0402"



---

=====

<b>Event:</b>	EquipmentInformation
<b>State:</b>	Ready-Processing-Executing
<b>dateTime:</b>	2000-02-02T10:41:00.00-05:00
<b>InformationId:</b>	ComponentMissPick
<b>laneRange:</b>	1
<b>zoneRange:</b>	2

---

**2546 extension of a 2451 event:**

	ComponentMissPick
<b>informationType:</b>	MissingOnNozzle
<b>Nozzle:</b>	
nozzleType	912
headId	1
nozzleSegmentId	2
<b>MaterialHandler:</b>	
materialSupplyArea	"Front"
trackId	4
materialHandlerType	FEEDER
feederType	"8mm Tape"
feederDivision	"2"
<b>Component:</b>	
componentId	"0402"
designator	"R100"
imageId	"2"
recognitionReference	"100.gf"
package	"0402"

---

---

=====

<b>Event:</b>	EquipmentInformation
<b>State:</b>	Ready-Processing-Executing
<b>dateTime:</b>	2000-02-02T10:42:00.00-05:00
<b>informationId:</b>	ComponentMissPick
<b>laneRange:</b>	1
<b>zoneRange:</b>	2

---

**2546 extension of a 2451 event:**

	ComponentMissPick
--	-------------------

---

<b>informationType:</b>	MissingOnNozzle
-------------------------	-----------------

---

**Nozzle:**

nozzleType	912
headId	1
nozzleSegmentId	2

**MaterialHandler:**

materialSupplyArea	"Front"
trackId	4
materialHandlerType	FEEDER
feederType	"8mm Tape"
feederDivision	"2"

**Component:**

componentId	"0402"
designator	"R100"
imageId	"2"
recognitionReference	"100.gf"
package	"0402"

---

<b>Event:</b>	EquipmentWarning
<b>State:</b>	Ready-Processing-Executing
<b>dateTime:</b>	2000-02-02T10:42:00.00-05:00
<b>warningId:</b>	MaterialHandlerOutOfComponent
<b>warningInstanceId:</b>	W4
<b>laneRange:</b>	1
<b>zoneRange:</b>	2

---

2546 extension of a 2451 event:

	MaterialHandlerOutOfComponent
<b>decrementMisPickCount:</b>	3
<b>MaterialHandler:</b>	
materialSupplyArea	"Front"
trackId	4
materialHandlerType	FEEDER
feederType	"8mm Tape"
feederDivision	"2"
<b>Component:</b>	
componentId	"0402"

---

```

=====
Event:                ItemWorkPause
State:                Ready-Processing-Executing
-----
dateTime:            2000-02-02T10:42:00.00-05:00
itemInstanceId:      001
laneRange:           1
zoneRange:           2
pauseId:             Machine down

```

```

=====
Event:                EquipmentChangeState
-----
DateTime:            2000-02-02T10:42:00.00-10:00
PreviousState:       Ready-Processing-Executing
CurrentState:        Ready-Processing-Executing
EventId:             ItemworkPause

```

```

=====
Event:                EquipmentError
State:                Ready-Processing-Executing
-----
dateTime:            2000-02-02T10:42:00.00-05:00
errorId:             EquipmentOutOfComponent
errorInstanceId:     E1
laneRange:           1
zoneRange:           2

```

```

2546 extension of a 2541 event:
-----
EquipmentOutOfComponent

```

```

Component:
  componentId        "0402"

```

```

=====
Event:                EquipmentChangeState
-----
DateTime:            2000-02-02T10:42:00.00-05:00
PreviousState:       Ready-Processing-Executing
CurrentState:        Down
EventId:             EquipmentError

```

=====

**Event:** EquipmentInformation  
**dateTime:** 2000-02-02T11:04:00.00-05:00  
**informationId:** MaterialHandlerRefilled  
**laneRange:** 1  
**zoneRange:** 2

2546 extension of a 2541 event:

MaterialHandlerRefilled

**MaterialHandler:**

materialSupplyArea "Front"  
 trackId 4  
 materialHandlerType FEEDER  
 feederType "8mm Tape"  
 feederDivision "2"

**Component:**

componentId "0402"

=====

**Event:** EquipmentWarningCleared  
**dateTime:** 2000-02-02T11:04:00.00-05:00  
**warningInstanceId:** W4

=====

**Event:** EquipmentErrorCleared  
**dateTime:** 2000-02-02T11:04:00.00-05:00  
**errorInstanceId:** E1

=====

**Event:** EquipmentStartSelected  
**dateTime:** 2000-02-02T11:04:00.00-05:00  
**messageInitiator:** Operator

=====

**Event:** EquipmentChangeState  
**dateTime:** 2000-02-02T11:04:00.00-05:00  
**previousState:** Down  
**currentState:** Ready-Processing-Active  
**eventId:** EquipmentStartSelected

=====

**Event:** ItemWorkResume  
**dateTime:** 2000-02-02T11:07:00.00-10:00  
**itemInstanceId:** 001  
**laneRange:** 1  
**zoneRange:** 2

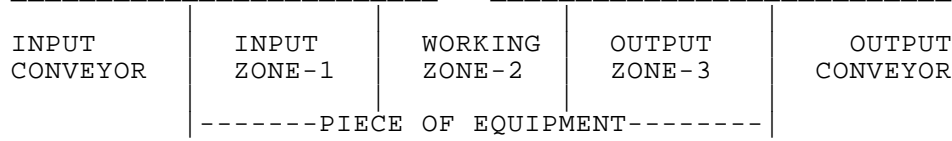
=====

**Event:** EquipmentChangeState  
**dateTime:** 2000-02-02T11:07:00.00-15:00  
**previousState:** Ready-Processing-Active  
**currentState:** Ready-Processing-Executing  
**eventId:** ItemWorkResume

LR

001

Lane 1



**Action:** Processing of item completes.

=====

**Event:** ItemWorkComplete  
**State:** Ready-Processing-Active

---

**dateTime:** 2000-02-02T11:07:00.00-05:00  
**itemInstanceId:** 001  
**laneRange:** 1  
**zoneRange:** 2

=====

**Event:** EquipmentChangeState  
**State:** Ready-Processing-Active

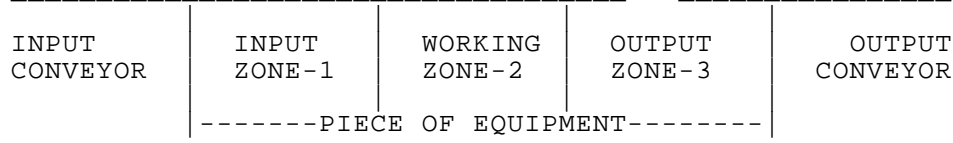
---

**dateTime:** 2000-02-02T11:07:00.00-05:00  
**previousState:** Ready-Processing-Executing  
**currentState:** Ready-Processing-Active  
**eventId:** ItemWorkComplete

LR

001

Lane 1



**Action:** Transfer of item to Output Zone completes.

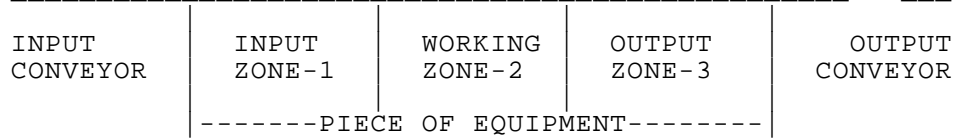
=====

**Event:** ItemTransferZone  
**State:** Ready-Processing-Active

**dateTime:** 2000-02-02T11:07:00.00-05:00  
**itemInstanceId:** 001  
**fromZoneId:** 2  
**toZoneId:** 3  
**laneRange:** 1

LR

001 Lane 1



**Action:** Transfer of item to Output Conveyor completes. Equipment becomes starved as no items are available.

```

=====
Event:          ItemTransferOut
State:          Ready-Processing-Active
-----
dateTime:      2000-02-02T11:07:00.00-05:00
itemInstanceId: 001
laneRange:     1
    
```

```

=====
Event:          EquipmentStarved
State:          Ready-Idle-Starved
-----
dateTime:      2000-02-02T11:07:00.00-05:00
    
```

```

=====
Event:          EquipmentChangeState
State:          Ready-Idle-Starved
-----
dateTime:      2000-02-02T11:07:00.00-05:00
previousState: Ready-Processing-Active
currentState:  Ready-Idle-Starved
eventId:       EquipmentStarved
    
```



## 8 2546 XML Schema

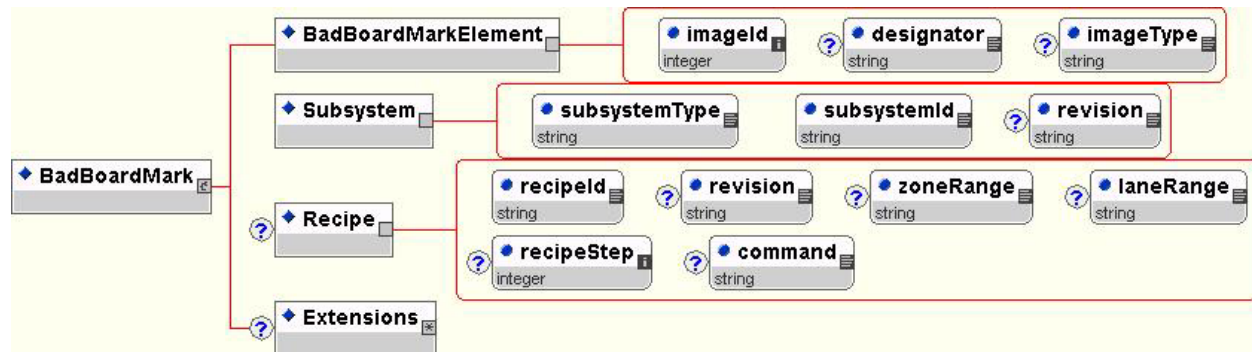
Here is the complete listing of the XML schema for IPC-2546. The Uniform Resource Indicator (URL) for each IPC-2546 schema is listed first, followed by the XML schema for the IPC-2500 that it extends. A graphical representation of each IPC-2546 schema is then shown, followed by the actual schema definition for each of the 2546 events.

## 8.1 BadBoardMarkReport

**URL:** <http://webstds.ipc.org/IPC-2546/BadBoardMark.xsd>

**Extends:** [http://webstds.ipc.org/IPC2501/Envelope-\(2000-11-13\).xsd](http://webstds.ipc.org/IPC2501/Envelope-(2000-11-13).xsd)

### Graphical Representation:



### Schema:

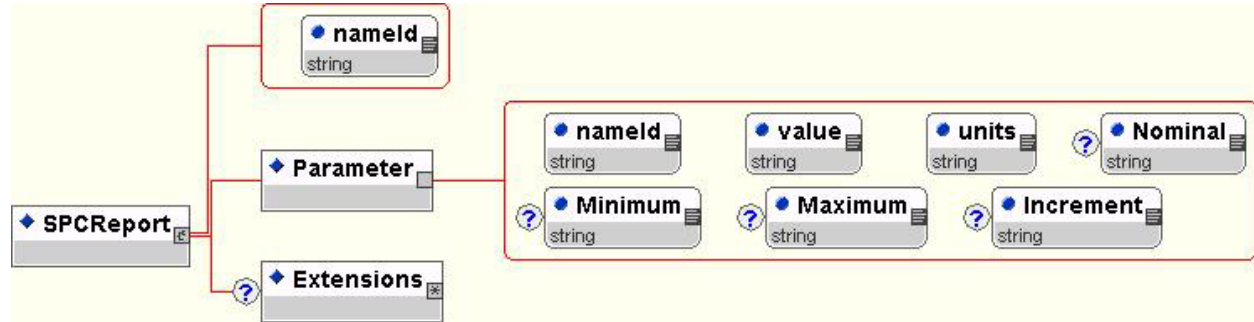
```
<?xml version = "1.0" encoding = "UTF-8"?>
<!--Generated by XML Authority. Conforms to w3c http://www.w3.org/2000/10/XMLSchema-->
<xsd:schema xmlns:xsd = "http://www.w3.org/2000/10/XMLSchema">
  <xsd:element name = "BadBoardMark">
    <xsd:complexType>
      <xsd:sequence>
        <xsd:element ref = "BadBoardMarkElement"/>
        <xsd:element ref = "Subsystem"/>
        <xsd:element ref = "Recipe" minOccurs = "0"/>
        <xsd:element ref = "Extensions" minOccurs = "0"/>
      </xsd:sequence>
    </xsd:complexType>
  </xsd:element>
  <xsd:element name = "BadBoardMarkElement">
    <xsd:complexType>
      <xsd:attribute name = "imageId" use = "required" type = "xsd:integer"/>
      <xsd:attribute name = "designator" type = "xsd:string"/>
      <xsd:attribute name = "imageType" type = "xsd:string"/>
    </xsd:complexType>
  </xsd:element>
  <xsd:element name = "Subsystem">
    <xsd:complexType>
      <xsd:attribute name = "subsystemType" use = "required" type = "xsd:string"/>
      <xsd:attribute name = "subsystemId" use = "required" type = "xsd:string"/>
      <xsd:attribute name = "revision" type = "xsd:string"/>
    </xsd:complexType>
  </xsd:element>
  <xsd:element name = "Recipe">
    <xsd:complexType>
      <xsd:attribute name = "recipeId" use = "required" type = "xsd:string"/>
      <xsd:attribute name = "revision" type = "xsd:string"/>
      <xsd:attribute name = "zoneRange" type = "xsd:string"/>
      <xsd:attribute name = "laneRange" type = "xsd:string"/>
      <xsd:attribute name = "recipeStep" type = "xsd:integer"/>
      <xsd:attribute name = "command" type = "xsd:string"/>
    </xsd:complexType>
  </xsd:element>
  <xsd:element name = "Extensions"/>
</xsd:schema>
```

## 8.2 ProcessDataReport

**URL:** <http://webstds.ipc.org/IPC2546/ProcessDataReport.xsd>

**Extends:** [http://webstds.ipc.org/IPC2501/Envelope-\(2000-11-13\).xsd](http://webstds.ipc.org/IPC2501/Envelope-(2000-11-13).xsd)

### Graphical Representation:



### Schema:

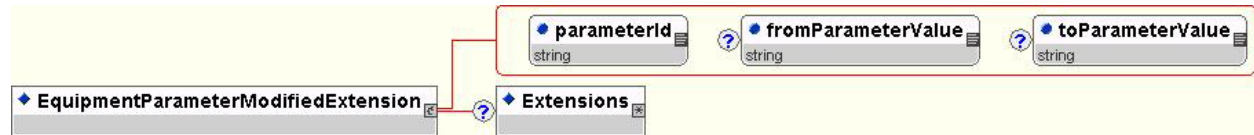
```
<?xml version = "1.0" encoding = "UTF-8"?>
<!--Generated by XML Authority. Conforms to w3c http://www.w3.org/2000/10/XMLSchema-->
<xsd:schema xmlns:xsd = "http://www.w3.org/2000/10/XMLSchema">
  <xsd:element name = "SPCReport">
    <xsd:complexType>
      <xsd:sequence>
        <xsd:element ref = "Parameter" minOccurs = "1"/>
        <xsd:element ref = "Extensions" minOccurs = "0"/>
      </xsd:sequence>
      <xsd:attribute name = "nameId" use = "required" type = "xsd:string"/>
    </xsd:complexType>
  </xsd:element>
  <xsd:element name = "Parameter">
    <xsd:complexType>
      <xsd:attribute name = "nameId" use = "required" type = "xsd:string"/>
      <xsd:attribute name = "value" use = "required" type = "xsd:string"/>
      <xsd:attribute name = "units" use = "required" type = "xsd:string"/>
      <xsd:attribute name = "Nominal" type = "xsd:string"/>
      <xsd:attribute name = "Minimum" type = "xsd:string"/>
      <xsd:attribute name = "Maximum" type = "xsd:string"/>
      <xsd:attribute name = "Increment" type = "xsd:string"/>
    </xsd:complexType>
  </xsd:element>
  <xsd:element name = "Extensions"/>
</xsd:schema>
```

### 8.3 EquipmentParameterModifiedExtension

**URL:** <http://webstds.ipc.org/IPC2546/EquipmentParameterModifiedExtension.xsd>

**Extends:** [http://webstds.ipc.org/IPC2501/Envelope-\(2000-11-13\).xsd](http://webstds.ipc.org/IPC2501/Envelope-(2000-11-13).xsd)

#### Graphical Representation:



#### Schema:

```
<?xml version = "1.0" encoding = "UTF-8"?>
```









































## 8.4 EquipmentOutOfComponent

























































































## EquipmentErrorSubsystem









































































































## 8.6 ItemRecognitionFailure



























































































































































## 8.7 ItemDidNotTransferSuccessfully















































































































## 8.8 MaterialHandlerLow







































































































































































## 8.9 MaterialHandlerInstalled



















































































































































## 8.10 MaterialHandlerUnInstalled



















































































































































## 8.11 MaterialHandlerDivisionDown



















































































































































## 8.12 MaterialHandlerTrouble











































































































































































































































### 8.13 MaterialHandlerOutOfComponent



















































































































































## 8.14 ComponentMisPick































































































































































































## 8.15 ComponentNotPlaced































































































































































































## 8.16 MaterialHandlerChanged



































































































































































## 8.17 ComponentLotChanged































































































































































## 8.18 ComponentNotRecognized



































































































































































































## 8.19 TrayRefilled































































































































## 8.20 MaterialHandlerTableInstalled

















































































































































## 8.21 MaterialHandlerTableUnInstalled

















































































































































## 8.22 MaterialHandlerDivisionUp

















































































































































### 8.23 MaterialHandlerRefilled

















































































































































## 8.24 ComponentReject





























































































## Appendix A – IPC Web-based Standards (IPC25XX)

The web-based standards (IPC 25XX) are designed to foster application integration and electronic commerce through data and information interchange standards based on XML. It assumes that application programs (including equipment interfaces) are distinct entities, and application integration takes place using a loosely coupled, message-passing approach. There is no need for a common object model, programming language, network protocol, persistent storage mechanism or operating system for two applications to exchange XML messages formatted using the web-based standards. The two applications simply need to be able to format, transmit, receive and consume a standardized XML message.

The web-based standards series have been identified for each of the value-added activities occurring throughout the product life cycle of an electronics product. The web-based standards are:

IPC-2500 – Framework Standard

IPC-2510 – Product Data Representation

IPC-2520 – Product Data Quality

IPC-2530 – Surface Mount Equipment Standard Recipe File Format

IPC-2540 – Shop Floor Equipment Communications

IPC-2550 – Manufacturing Execution Systems Communications

IPC-2560 – Enterprise Resource Planning Systems Communications

IPC-2570 – Supply Chain Communications

Table A-1 shows the correlation of the different standards in each of the series. Although not every standard has been started, the figure represents a coordinated opportunity to maintain consistency throughout the standard development cycle.



**Table A-1 CAD/CAM Standardization**









































































































































































































































































































Messages are the basis of the web-based standards. Messages are the means to integrate applications at the business-process level by defining a loosely coupled, request-based communication process. Since many business processes involve one party performing a service at the request of another party, the mapping of messages to requests is natural. An XML-based messaging system with open, extensible formats captures the essential elements of an electronics business communication message while allowing flexible implementations.

It is anticipated that in the vast majority of interchanges, the exchange of XML documents and messages between trading partners or applications will occur. Implementation using the CAMX Framework Standards will use a simple hyper-text transfer protocol (HTTP) transport, but business can also use other transports including file transfer protocol (FTP) and message queuing technologies.

Until applications have native support for XML, these types of CAMX Framework interchanges will require layered software that transforms native data types into XML.

The IPC 2541 and its sectional standards should provide value in both serialized and non-serialized production environments. In serialized production environments, detailed information from the production process can be gathered from each piece of IPC 2541 compliant equipment. In non-serialized production environments, it should still be possible to gauge overall production efficiency such as number of units produced in a given amount of time, or overall line and equipment status, by analyzing the IPC 2541 messages generated by each piece of IPC 2541 compliant equipment. If a bar code reader is present then a unique item identifier may be the bar code label that is read. If no bar code reader is present then the unique item identifier may be generated by the piece of equipment.