

DATA CENTER STATUS REPORT

BY
ALI SYED
&
WOLFHARD J VOGEL

EERL/UTAU
10100 BURNET RD
AUSTIN, TX 78758-4497
PRESENTED AT APSW VII
FORT COLLINS, CO
JUN 15, 1995

1

Current DC Activities

- Archive Raw Data from Stations
- Distribute Raw Data on CD-ROM to Stations
- Archive Event & Fault Logs from Stations
- E-mail Weekly Data Received Status
- Audit Pre-processed Data & E-mail Reports
- Perform Basic Statistical Analysis

TOTAL RAW DATA ON 4 CDs

Desktop Editor [C:\ACTS\DC095000\ZIP.LOG]

File Edit Search Options Window Help

```

S 9 9 9 9 9 9 9 9 9 9 9 9 9 9 9 9 9 9 9 9 9 9
T 3 3 3 3 4 4 4 4 4 4 4 4 4 4 4 4 5 5 5 5 5
A 0 1 1 1 0 0 0 0 0 0 0 0 0 1 1 1 0 0 0 0 0
T 9 0 1 2 1 2 3 4 5 6 7 8 9 0 1 2 1 2 3 4 5

AK 03 31 .. 31 31 28 31 30 31 30 31 31 30 31 27 31 31 ...
BC 10 26 27 31 31 28 31 30 31 30 31 31 30 31 30 31 28 31 ...
CO ... .. 30 31 28 31 30 25 30 31 31 29 29 30 31 31 28 31 ...
FL ... .. 28 29 31 28 29 30 30 30 31 31 30 31 30 24 31 28 31 ...
MD ... .. .. 17 30 31 30 31 31 30 31 30 22 19 20 ...
NM .. 30 15 29 31 25 31 30 31 30 31 31 30 31 30 31 31 28 ...
OK 29 31 29 31 31 28 31 30 31 30 31 31 30 31 30 31 31 28 31 ...

Total daily data files: 3400
Total Compressed MegaBytes: 2203
    
```

CD-ROM DIRECTORY STRUCTURE

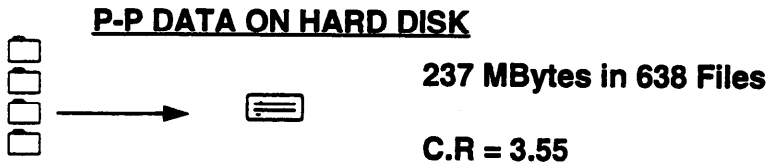
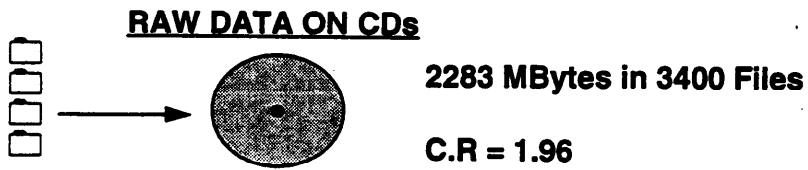
G:\940\WAKI*

File Disk Tree View Options WinZip Window Help

G:

9409	940731ak.r20	760,871	10/6/94 11:16 AM
9310	940730ak.r20	791,823	10/6/94 11:15 AM
9311	940729ak.r20	777,359	10/6/94 11:15 AM
9406	940728ak.r20	798,888	10/6/94 11:15 AM
9407	940727ak.r20	825,120	10/6/94 11:14 AM
ak	940726ak.r20	764,142	10/6/94 11:14 AM
bc	940725ak.r20	773,827	10/6/94 11:14 AM
co	940724ak.r20	779,501	10/6/94 11:13 AM
fl	940723ak.r20	779,750	10/6/94 11:13 AM
md	940722ak.r20	762,562	10/6/94 11:13 AM
9408	940721ak.r20	764,929	10/6/94 11:12 AM
ak	940720ak.r20	792,252	10/6/94 11:12 AM
bc	940719ak.r20	792,454	10/6/94 11:12 AM
co	940718ak.r20	774,453	10/6/94 11:11 AM
fl	940717ak.r20	773,950	10/6/94 11:11 AM
md	940716ak.r20	799,238	10/6/94 11:11 AM
nm	940715ak.r20	771,313	10/6/94 11:10 AM
ok	940714ak.r20	781,983	10/6/94 11:10 AM
9409	940713ak.r20	787,802	10/6/94 11:10 AM
9410	940712ak.r20	777,056	10/6/94 11:09 AM
	940711ak.r20	766,398	10/6/94 11:09 AM
	940710ak.r20	777,650	10/6/94 11:09 AM

ACTS DATA COMPRESSION RATIOS



7

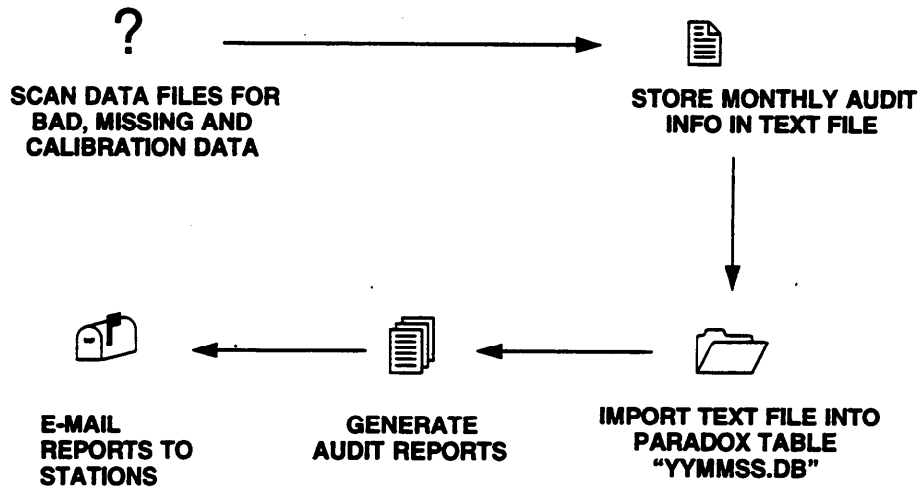
DATA CENTER AUDIT PROGRAM

TO AUDIT	STATES
BEACON	GOOD / BAD / QUESTIONABLE / MISS
	CAL. MODE / TOTAL POWER MODE
RADIOMETER	GOOD / BAD / QUESTIONABLE / MISS
	CAL. MODE
RAIN RATE	GOOD / BAD
REL. HUMIDITY	GOOD / BAD
AIR TEMP.	GOOD / BAD

STATES LEGEND:

GOOD	GOOD DATA
BAD	BAD DATA
MISS	MISSING DATA
QUEST	OUT OF RANGE DATA, FORCED CALIB. ETC
CAL.	NOISE DIODE CALIBRATION MODE DATA
TOTAL PWR.	BEACONS IN TOTAL POWER MODE DATA

ACTS DATA AUDIT



9

AUDIT REPORT E-MAILED TO STATIONS

Desktop Editor - [C:\DATA\DOWN\12BCAT.DAT]

File Edit Search Options Window Help

ACTS DATA CENTER AUDIT REPORT

STATE	DEFINITION
GOOD	Good data
BAD	Bad data
QUES	Questionable data, e.g forced calibrations
TPWR	Attenuation > 40dB < -10 dB etc
CAL	Beacon in total power mode
	Noise-diode calibration

3412BC

Parameter	State	#Events	Seconds
Beacon20	CAL	2374	68402
Beacon20	QUES	3	343
Beacon20	TPWR	13	173
Beacon27	CAL	2300	68540
Beacon27	QUES	49	1295
Beacon27	TPWR	30	276
FILE	GOOD	31	2678163
FILE	MISS	3	237
RECEIVER	GOOD	31	2678400
Radiom20	CAL	2373	68375
Radiom20	QUES	4	1076
Radiom27	CAL	2309	68287
Radiom27	QUES	60	1051
RainRate	BAD	65	1637
RelHumid	BAD	18	190758

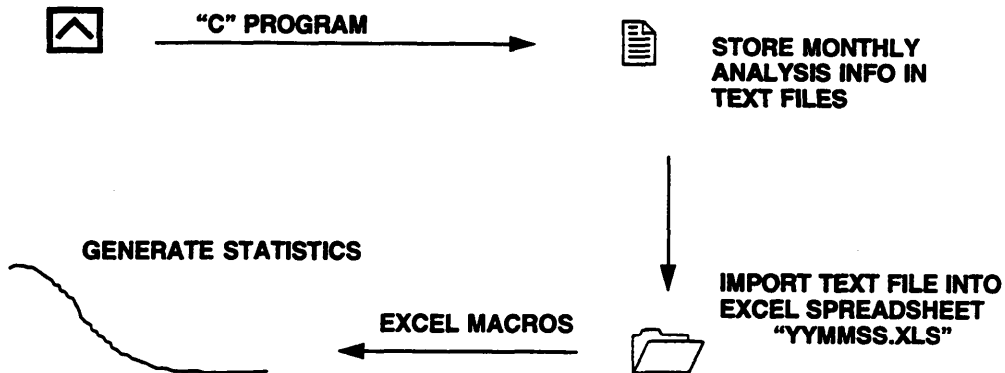
MISSING PV1 DATA SUMMARY

9412BC	GOOD	31	2678183			9311OK	GOOD	29	2111033
9412BC	MISS	3	237			9311OK	MISS	163	567561
9501BC	GOOD	31	2677912			9312OK	GOOD	31	2561668
9501BC	MISS	65	488			9312OK	MISS	125	116732
9502BC	GOOD	28	2419032			9401OK	GOOD	31	2677891
9502BC	MISS	56	168			9401OK	MISS	66	509
	GOOD	7775107				9402OK	GOOD	28	2417902
	MISS	893	0.011485			9402OK	MISS	14	1130
						9403OK	GOOD	31	2677809
						9403OK	MISS	67	591
9312CO	GOOD	30	2395504			9404OK	GOOD	30	2585687
9312CO	MISS	247	282899			9404OK	MISS	87	6313
9401CO	GOOD	31	2678127			9405OK	GOOD	31	2677283
9401CO	MISS	63	273			9405OK	MISS	71	1117
	GOOD	5073631				9406OK	GOOD	29	2505345
	MISS	283172	5.581249			9406OK	MISS	59	86655
						9407OK	GOOD	30	2676719
						9407OK	MISS	62	88081
						9408OK	GOOD	31	2678400
						9409OK	GOOD	30	2587946
						9409OK	MISS	8	4054
						9410OK	GOOD	31	2664110
						9410OK	MISS	83	14905
						9411OK	GOOD	30	2589867
						9411OK	MISS	70	22133
						9412OK	GOOD	31	2678193
						9412OK	MISS	66	2207
						9501OK	GOOD	31	2672359
						9501OK	MISS	12	6041
						9502OK	GOOD	28	2410732
						9502OK	MISS	18	8468
							GOOD	41150944	
							MISS	926497	2.25146

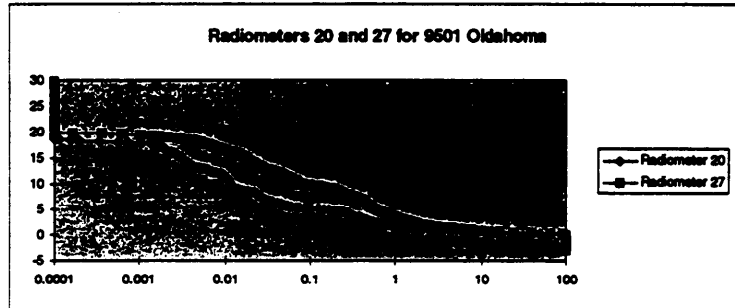

11

DATA CENTER ANALYSIS PROGRAM

TO ANALYZE	STATISTICS
BEACONS	CDFs & CORRELATIONS
RADIOMETERS	CDFs & CORRELATIONS
RAIN RATE	CDFs



ANALYSIS RESULTS - CDFs



13

ACTS-DC SYSTEM STATUS



COMPUTER SYSTEM OK



TRAKKER 240MB OK
COLORADO BACKUP LITE VER 2.01



CD-R SYSTEM OK
PSCRIBE UPGRADED TO WinSCRIBE
NEW SOFTWARE FEATURES:
• CD-ROM / CD-AUDIO TO CD-R TRANSFER
• INCREMENTAL MULTI-SESSION, WRITE-PROTECTION



ACTS-DC PROGRAMS FOR COMPRESSION & DECOMPRESSION OK
AUDIT & ANALYSIS WERE MODIFIED FOR PV1 FILES

CONCLUSIONS

- **RAW & PRE-PROCESSED DATA ARCHIVAL IS WORKING**
- **WEEKLY STATUS REPORTS FOR RECEIVED DATA WILL CONTINUE TO BE E-MAILED**
- **MONTHLY AUDIT REPORTS FOR RECEIVED DATA WILL CONTINUE TO BE E-MAILED**