

UNITED STATES DEPARTMENT OF AGRICULTURE
ANIMAL AND PLANT HEALTH INSPECTION SERVICE

1. CERTIFICATE NUMBER: 31-F-0002
CUSTOMER NUMBER: 442

FORM APPROVED
OMB NO. 0579-0036

ANNUAL REPORT OF RESEARCH FACILITY
(TYPE OR PRINT)

Operational Toxicology Branch
Air Force Research Laboratory
2760 Q St, Area B, Afl/Hest
Wright-Patterson Afb, OH 45433

OCT 19 2004

Telephone: (999) -999-9999

3. REPORTING FACILITY (List all locations where animals were housed or used in actual research, testing, or experimentation, or held for these purposes. Attach additional sheets if necessary)

Building 838 Area B WPAFB FACILITY LOCATIONS (Sites) - See Attached Listing

REPORT OF ANIMALS USED BY OR UNDER CONTROL OF RESEARCH FACILITY (Attach additional sheets if necessary or use APHIS Form 7023A)

A. Animals Covered By The Animal Welfare Regulations	B. Number of animal being bred, conditioned, or held for use in teaching, testing, experiments, research, or surgery but not ye used for such purposes.	C. Number of animals upon which teaching, research, experiments, or tests were conducted involving no pain, distress, or use o pain-relieving drugs.	D. Number of animals upon which experiments, teaching, research, surgery, or tests were conducted involving accompanying pain or distress to the animals an for which appropriate anesthetic, analgesic, or tranquilizing drugs were used.	E. Number of animals upon which teaching, experiments, research, surgery or tests were conducted involving accompanying pain or distress to the animals and for wh the use of appropriate anesthetic, analgesic, or tranquiliz drugs would have adversely affected the procedures, res or interpretation of the teaching, research, experiments, surgery, or tests. (An explanation of the procedures producing pain or distress in these animals and the reas such drugs were not used must be attached to this report	F. TOTAL NUMBER OF ANIMALS (COLUMNS C + D + E)
4. Dogs					
5. Cats					
6. Guinea Pigs					
7. Hamsters					
8. Rabbits			15		15
9. Non-human Primates					
10. Sheep					
11. Pigs			21		21
12. Other Farm Animals					
13. Other Animals					
14. Ferrets			11		11

ASSURANCE STATEMENTS

- 1) Professionally acceptable standards governing the care, treatment, and use of animals, including appropriate use of anesthetic, analgesic, and tranquilizing drugs, prior to, during, and following actual research, testing, surgery, or experimentation were followed by this research facility.
- 2) Each principal investigator has considered alternatives to painful procedures.
- 3) This facility is adhering to the standards and regulations under the Act, and it has required that exceptions to the standards and regulations be specified and explained by the principal investigator and an Institutional Animal Care and Use Committee (IACUC). A summary of all such exceptions is attached to this annual report. In addition to identifying the IACUC-approved exceptions, this summary includes a brief explanation of the exceptions, as well as the species and number of animals affected.
- 4) The attending veterinarian for this research facility has appropriate authority to ensure the provision of adequate veterinary care and to oversee the adequacy of other aspects of animal care and use.

CERTIFICATION BY HEADQUARTERS RESEARCH FACILITY OFFICIAL
(Chief Executive Officer or Legally Responsible Institutional Official)

SIGNATURE OF C.E.

DATE SIGNED

1 Oct 04

UNITED STATES DEPARTMENT OF AGRICULTURE
ANIMAL AND PLANT HEALTH INSPECTION SERVICE

1. CERTIFICATE NUMBER: 31-F-0003
CUSTOMER NUMBER: 451

FORM APPROVED
OMB NO. 0579-0036

ANNUAL REPORT OF RESEARCH FACILITY
(TYPE OR PRINT)

U.S. Environmental Protection Agency
National Exposure Research Lab
26 W. Martin Luther King Drive
Cincinnati, OH 45268

NOV 18 2004

Telephone: (513) -569-7401

3. REPORTING FACILITY (List all locations where animals were housed or used in actual research, testing, or experimentation, or held for these purposes. Attach additional sheets if necessary)

FACILITY LOCATIONS (Sites) - See Attached Listing

REPORT OF ANIMALS USED BY OR UNDER CONTROL OF RESEARCH FACILITY (Attach additional sheets if necessary or use APHIS Form 7023A)

A. Animals Covered By The Animal Welfare Regulations	B. Number of animal being bred, conditioned, or held for use in teaching, testing, experiments, research, or surgery but not yet used for such purposes.	C. Number of animals upon which teaching, research, experiments, or tests were conducted involving no pain, distress, or use of pain-relieving drugs.	D. Number of animals upon which experiments, teaching, research, surgery, or tests were conducted involving accompanying pain or distress to the animals an for which appropriate anesthetic, analgesic, or tranquilizing drugs were used.	E. Number of animals upon which teaching, experiments, research, surgery or tests were conducted involving accompanying pain or distress to the animals and for wh the use of appropriate anesthetic, analgesic, or tranquiliz drugs would have adversely affected the procedures, res or interpretation of the teaching, research, experiments, surgery, or tests. (An explanation of the procedures producing pain or distress in these animals and the reas such drugs were not used must be attached to this report	F. TOTAL NUMBER OF ANIMALS (COLUMNS C + D + E)
4. Dogs	0	0	0	0	0
5. Cats	0	0	0	0	0
6. Guinea Pigs	0	0	0	0	0
7. Hamsters	0	0	0	0	0
8. Rabbits	0	0	0	0	0
9. Non-human Primates	0	0	0	0	0
10. Sheep	0	0	0	0	0
11. Pigs	0	0	0	0	0
12. Other Farm Animals	0	0	0	0	0
13. Other Animals					
<i>Nonregulated Animals</i>					
Gerbils	0	0	1,091	0	1,091
Mice	0	0	2,229	0	2,229

ASSURANCE STATEMENTS

- 1) Professionally acceptable standards governing the care, treatment, and use of animals, including appropriate use of anesthetic, analgesic, and tranquilizing drugs, prior to, during, and following actual rese teaching, testing, surgery, or experimentation were followed by this research facility.
- 2) Each principal investigator has considered alternatives to painful procedures.
- 3) This facility is adhering to the standards and regulations under the Act, and It has required that exceptions to the standards and regulations be specified and explained by the principal investigator and ap Institutional Animal Care and Use Committee (IACUC). **A summary of all such exceptions is attached to this annual report.** In addition to identifying the IACUC-approved exceptions, this summary inct brief explanation of the exceptions, as well as the species and number of animals affected.
- 4) The attending veterinarian for this research facility has appropriate authority to ensure the provision of adequate veterinary care and to oversee the adequacy of other aspects of animal care and use.

CERTIFICATION BY HEADQUARTERS RESEARCH FACILITY OFFICIAL
(Chief Executive Officer or Legally Responsible Institutional Official)

SIGNATUR

NAME & TITLE OF C.E.O. OR INSTITUTIONAL OFFICIAL (Type or Print)

DATE SIGNED

11-15-04

APHIS FORM
(AUG 9

solete.)

UNITED STATES DEPARTMENT OF AGRICULTURE
ANIMAL AND PLANT HEALTH INSPECTION SERVICE

1. REGISTRATION NO.

FORM APPROVED
OMB NO. 0579-0036

2. HEADQUARTERS RESEARCH FACILITY (Name and Address, as registered with USDA, include Zip Code)

CONTINUATION SHEET FOR ANNUAL REPORT
OF RESEARCH FACILITY
(TYPE OR PRINT)

NOV 18 2004

REPORT OF ANIMALS USED BY OR UNDER CONTROL OF RESEARCH FACILITY (Attach additional sheets if necessary or use this form.)

A. Animals Covered By The Animal Welfare Regulations 12. &/OR 13. Other (List by species)	B. Number of animals being bred, conditioned, or held for use in teaching, testing, experiments, research, or surgery but not yet used for such purposes.	C. Number of animals upon which teaching, research, experiments, or tests were conducted involving no pain, distress, or use of pain-relieving drugs.	D. Number of animals upon which experiments, teaching, research, surgery, or tests were conducted involving accompanying pain or distress to the animals and for which appropriate anesthetic, analgesic, or tranquilizing drugs were used.	E. Number of animals upon which teaching, experiments, research, surgery or tests were conducted involving accompanying pain or distress to the animals and for which the use of appropriate anesthetic, analgesic, or tranquilizing drugs would have adversely affected the procedures, results, or interpretation of the teaching, research, experiments, surgery, or tests. (An explanation of the procedures producing pain or distress in these animals and the reasons such drugs were not used must be attached to this report)	F. TOTAL NO. OF ANIMALS (Cols. C + D + E)
Fathead Minnows	8,000	0	25,000	0	25,000

ASSURANCE STATEMENTS

- 1). Professionally acceptable standards governing the care, treatment, and use of animals, including appropriate use of anesthetic, analgesic, and tranquilizing drugs, prior to, during, and following actual research, teaching, testing, surgery, or experimentation were followed by this research facility.
- 2). Each principal investigator has considered alternatives to painful procedures.
- 3). This facility is adhering to the standards and regulations under the Act, and it has required that exceptions to the standards and regulations be specified and explained by the principal investigator and approved by the Institutional Animal Care and Use Committee (IACUC). A summary of all such exceptions is attached to this annual report. In addition to identifying the IACUC-approved exceptions, this summary includes a brief explanation of the exceptions, as well as the species and number of animals affected.
- 4). The attending veterinarian for this research facility has appropriate authority to ensure the provision of adequate veterinary care and to oversee the adequacy of other aspects of animal care and use.

CERTIFICATION BY HEADQUARTER RESEARCH FACILITY OFFICIAL
(Chief Executive Officer or Legally Responsible Institutional Official)
I certify that the above is true, correct, and complete (7 U.S.C. Section 2143)

SIGNATURE OF C.E.O. OR INSTITUTIONAL OFFICIAL	NAME & TITLE OF C.E.O. OR INSTITUTIONAL OFFICIAL (Type or Print)	DATE SIGNED 11-15-04
---	--	-----------------------------

NOV 12 2004

UNITED STATES DEPARTMENT OF AGRICULTURE
ANIMAL AND PLANT HEALTH INSPECTION SERVICE

1. CERTIFICATE NUMBER: 31-R-0006
CUSTOMER NUMBER: 208

FORM APPROVED
OMB NO. 0579-0036

ANNUAL REPORT OF RESEARCH FACILITY
(TYPE OR PRINT)

University Of Toledo
2801 W. Bancroft St. 0263 Wolfe Hall
Animal Care Program
Toledo, OH 43606

Telephone: (419) -530-1561

3. REPORTING FACILITY (List all locations where animals were housed or used in actual research, testing, or experimentation, or held for these purposes. Attach additional sheets if necessary)

FACILITY LOCATIONS (Sites) - See Attached Listing

REPORT OF ANIMALS USED BY OR UNDER CONTROL OF RESEARCH FACILITY (Attach additional sheets if necessary or use APHIS Form 7023A)

A. Animals Covered By The Animal Welfare Regulations	B. Number of animal being bred, conditioned, or held for use in teaching, testing, experiments, research, or surgery but not ye used for such purposes.	C. Number of animals upon which teaching, research, experiments, or tests were conducted involving no pain, distress, or use of pain-relieving drugs.	D. Number of animals upon which experiments, teaching, research, surgery, or tests were conducted involving accompanying pain or distress to the animals an for which appropriate anesthetic, analgesic, or tranquilizing drugs were used.	E. Number of animals upon which teaching, experiments, research, surgery or tests were conducted involving accompanying pain or distress to the animals and for wh the use of appropriate anesthetic, analgesic, or tranquiliz drugs would have adversely affected the procedures. res or interpretation of the teaching, research, experiments, surgery, or tests. (An explanation of the procedures producing pain or distress in these animals and the reaso such drugs were not used must be attached to this report	F. TOTAL NUMBER OF ANIMALS (COLUMNS C + D + E)
4. Dogs					
5. Cats					
6. Guinea Pigs					
7. Hamsters	0	11	18	0	29
8. Rabbits	8	0	0	0	0
9. Non-human Primates					
10. Sheep					
11. Pigs					
12. Other Farm Animals					
13. Other Animals					
Fruit Bat	12	0	0	0	0

ASSURANCE STATEMENTS

- 1) Professionally acceptable standards governing the care, treatment, and use of animals, including appropriate use of anesthetic, analgesic, and tranquilizing drugs, prior to, during, and following actual rese teaching, testing, surgery, or experimentation were followed by this research facility.
- 2) Each principal investigator has considered alternatives to painful procedures.
- 3) This facility is adhering to the standards and regulations under the Act, and it has required that exceptions to the standards and regulations be specified and explained by the principal investigator and ap Institutional Animal Care and Use Committee (IACUC). **A summary of all such exceptions is attached to this annual report.** In addition to identifying the IACUC-approved exceptions, this summary inc brief explanation of the exceptions, as well as the species and number of animals affected.
- 4) The attending veterinarian for this research facility has appropriate authority to ensure the provision of adequate veterinary care and to oversee the adequacy of other aspects of animal care and use.

CERTIFICATION BY HEADQUARTERS RESEARCH FACILITY OFFICIAL
(Chief Executive Officer or Legally Responsible Institutional Official)

DATE SIGNED
11/10/0

FACILITY SITES LISTING

Licensee/Registrant Name: University of Toledo, Animal Care Program

License/Registration Number: 31 - R - 0006

Please list below all sites that house animals under the above registration number. Be sure to include all requested information. Do not leave any spaces blank. If the line does not apply, please mark it N/A. If you have more than three (3) sites, please copy this form as many times as needed before filling in the sites.

Site No.: 1 Name/Department: Animal Care Program

Address: University of Toledo

2801 W. Bancroft Street, MS# 600

Building: 0263 Wolfe Hall

Floor/Room: 0263

Contact Person: _____ Phone No.: (419) 530-1561

Site No.: 2 Name/Department: Psychology

Address: University of Toledo

2801 W. Bancroft Street

Building: University Hall

Floor/Room: 5500 University Hall

Contact Person: _____ Phone No.: (419) 530-1561

Site No.: Name/Department: _____

Address: _____

Building: _____

Floor/Room: _____

Contact Person: _____ Phone No.: _____

UNITED STATES DEPARTMENT OF AGRICULTURE ANIMAL AND PLANT HEALTH INSPECTION SERVICE ANNUAL REPORT OF RESEARCH FACILITY (TYPE OR PRINT)	1. REGISTRATION NO. 31-R-0010	CUSTOMER NO. 523	FORM APPROVED OMB NO. 0579-0036
2. HEADQUARTERS RESEARCH FACILITY (Name and Address, as registered with USDA, include Zip Code) THE PROCTER & GAMBLE COMPANY P.O. BOX 538707 CINCINNATI, OH 45253			

3. REPORTING FACILITY (List all locations where animals were housed or used in actual research, testing, teaching, or experimentation, or held for these purposes. Attach additional sheets if necessary.)

FACILITY LOCATIONS(s/ies)	
HCRC VIVARIUM MASON, OH 45040	
MIAMI VALLEY LABORATORIES ROSS, OH 45061	

REPORT OF ANIMALS USED BY OR UNDER CONTROL OF RESEARCH FACILITY (Attach additional sheets if necessary or use APHIS FORM 7023A)

A. Animals Covered By The Animal Welfare Regulations	B. Number of animals being bred, conditioned, or held for use in teaching, testing, experiments, research, or surgery but not yet used for such purposes.	C. Number of animals upon which teaching, research, experiments, or tests were conducted involving no pain, distress, or use of pain-relieving drugs.	D. Number of animals upon which experiments, teaching, research, surgery, or tests were conducted involving accompanying pain or distress to the animals and for which appropriate anesthetic, analgesic, or tranquilizing drugs were used.	E. Number of animals upon which teaching, experiments, research, surgery or tests were conducted involving accompanying pain or distress to the animals and for which the use of appropriate anesthetic, analgesic, or tranquilizing drugs would have adversely affected the procedures, results, or interpretation of the teaching, research, experiments, surgery, or tests. (An explanation of the procedures producing pain or distress in these animals and the reasons such drugs were not used must be attached to this report)	F. TOTAL NO. OF ANIMALS (Cols. C + D + E)
4. Dogs	26	205	81	4	290
5. Cats					
6. Guinea Pigs	24	184	30		214
7. Hamsters					
8. Rabbits		3	2		5
9. Non-Human Primates					
10. Sheep					
11. Pigs	5	6	128		134
12. Other Farm Animals					
13. Other Animals					
Ferrets			6		6

ASSURANCE STATEMENTS

- 1) Professionally acceptable standards governing the care, treatment, and use of animals, including appropriate use of anesthetic, analgesic, and tranquilizing drugs, prior to, during, and following actual research, teaching, testing, surgery, or experimentation were followed by this research facility.
- 2) Each principal investigator has considered alternatives to painful procedures.
- 3) This facility is adhering to the standards and regulations under the Act, and it has required that exceptions to the standards and regulations be specified and explained by the principal investigator and approved by the Institutional Animal Care and Use Committee (IACUC). A summary of all the exceptions is attached to this annual report. In addition to identifying the IACUC-approved exceptions, this summary includes a brief explanation of the exceptions, as well as the species and number of animals affected.
- 4) The attending veterinarian for this research facility has appropriate authority to ensure the provision of adequate veterinary care and to oversee the adequacy of other aspects of animal care and use.

CERTIFICATION BY HEADQUARTERS RESEARCH FACILITY OFFICIAL (Chief Executive Officer or Legally Responsible Institutional official) I certify that the above is true, correct, and complete (7 U.S.C. Section 2143)		
SIGNATURE OF C.E.O. OR INSTITUTIONAL OFFICIAL	NAME & TITLE OF C.E.O. OR INSTITUTIONAL OFFICIAL (Type or Print)	DATE SIGNED 11/23/2004

Dag

APHIS Form 7023 Column E Explanation

This form is intended as an aid to completing the APHIS Form 7023 Column E explanation. It is not an official form and its use is voluntary. Names, addresses, protocols, veterinary care programs, and the like, are not required as part of an explanation. A Column E explanation must be written so as to be understood by lay persons as well as scientists.

1. Registration Number: 31-R-0010

2/3. Species (common name) & Number of animals used in this study:

Dogs (4)

4. Explain the procedure producing pain and/or distress.

Repeat Dose Toxicity Studies in Dogs - 3 canines

5. Provide scientific justification why pain and/or distress could not be relieved. State methods or means used to determine that pain and/or distress relief would interfere with test results. (For Federally mandated testing, see Item 6 below)


Repeat Dose Toxicity Studies in Dogs - 3 canines

6. What, if any, federal regulations require this procedure? Cite the agency, the code of Federal Regulations (CFR) title number and the specific section number (e.g., APHIS, 9 CFR 113.102):

Agency: Not applicable.

CFR:

**UNITED STATES DEPARTMENT OF AGRICULTURE
ANIMAL AND PLANT HEALTH INSPECTION SERVICE
(APHIS)**



FY2004 APHIS Form 7023 Column E Explanation

This form is intended as an aid to completing the APHIS Form 7023 Column E explanation. It is not an official form and its use is voluntary. Names, addresses, protocols, veterinary care programs, and the like, are not required as part of an explanation. A Column E explanation must be written so as to be understood by lay persons as well as scientists.

1. Registration Number: 31-R-0010 / 523

2. Species (common name) of animals used in the study: Dogs
(check all that apply for this explanation)

3. Number of animals used in this study: (Generated By System)

4. Explain the procedure producing pain and/or distress.

Repeat Dose Toxicity Studies in Dogs - ~~3~~ ~~canines~~

These studies are used to determine the toxicity of novel pharmaceutical agents, aid in the selection of doses for future studies and describe the toxicokinetics of agents following repeated administration. The canine model used for these studies is a well established model for repeat dose toxicity testing with the FDA and equivalent international agencies. Results from these studies are used to assess the potential safety of new pharmaceuticals in future clinical studies. During the course of these studies 3 animals were identified as experiencing pain/distress related to drug compound.

Bioavailability/Pharmacokinetic/Metabolism Studies in Dogs - ~~1~~ ~~canine~~

The purpose of this study was to evaluate the metabolism, bioavailability, and pharmacokinetic properties of one or more compounds in a pharmacologic class. On one study a single animal had what appeared to be an anaphylactic type of reaction and experienced pain/distress before appropriate treatment could be rendered.

5. Provide scientific justification why pain and/or distress could not be relieved. State methods or means used to determine that pain and/or distress relief would interfere with test results. (For Federally mandated testing, see Item 6 below)

Repeat Dose Toxicity Studies in Dogs - ~~3~~ ~~canines~~

The use of analgesics at this phase of the study when potentially new pharmaceuticals are tested would interfere with the accurate evaluation of these new drug therapies.

Bioavailability/Pharmacokinetic/Metabolism Studies in Dogs - ~~1~~ ~~canine~~

All compounds were set to be dosed at or below the maximum tolerated dose. No adverse effects were anticipated. One animal showed unexpected signs of distress after dosing and because it developed these signs suddenly it likely was experiencing pain/distress before any pain alleviating treatment could be rendered.

- What, if any, federal regulations require this procedure? Cite the agency, the code of Federal Regulations (CFR) title number and the specific section number (e.g., APHIS, 9 CFR 113.102):
Not applicable.



The Procter & Gamble Company
Miami Valley Laboratories
P.O. Box 538707
Cincinnati, OH 45253-8707
www.pg.com

Assurance Statement Federal Fiscal Year October 1, 2003 through September 30, 2004


We hereby certify that:

1. Professionally acceptable standards governing the care, treatment, and use of animals, including appropriate use of anesthetic, analgesic, tranquilizing drugs, prior to, during, and following actual research, teaching, testing, surgery, or experimentation were followed by the research facility.
2. Each principal investigator has considered alternatives to painful procedures.
3. The facility is adhering to the standards and regulations under the Act, and that it has required that exceptions to the standards and regulations be specified and explained by the principal investigator and approved by the IACUC.

One exception to the standards was approved by the IACUC. Of the dogs listed in this report, 59 animals were part of a gingivitis colony dependent on a microbial flora which is adversely affected by the use of disinfecting agents in the dog's primary enclosure. The IACUC approved an exception to the standards that require disinfection every two weeks. They did, however, require that dog runs be physically cleaned by washing twice daily with hot water and at the end of the study (4-6 weeks) with detergents and high-pressure water. This exception has not had any detectable adverse impact on the health status of the animals involved in the study or on the appearance of the facility.

4. The attending veterinarian for this research facility has appropriate authority to ensure the provision of adequate veterinary care and to oversee the adequacy of other aspects of animal care and use.

(b)(6), (b)(7)(C)



UNITED STATES DEPARTMENT OF AGRICULTURE
ANIMAL AND PLANT HEALTH INSPECTION SERVICE

1. CERTIFICATE NUMBER: 31-R-0011
CUSTOMER NUMBER: 210

FORM APPROVED
OMB NO. 0579-0036

ANNUAL REPORT OF RESEARCH FACILITY
(TYPE OR PRINT)

Childrens Hospital Medical Center
Childrens Hosp Research Found
3333 Burnet Avenue
Cincinnati, OH 45229

Telephone: (513) -636-4441

NOV 24 2004

3. REPORTING FACILITY (List all locations where animals were housed or used in actual research, testing, or experimentation, or held for these purposes. Attach additional sheets if necessary)

FACILITY LOCATIONS (Sites) - See Attached Listing

REPORT OF ANIMALS USED BY OR UNDER CONTROL OF RESEARCH FACILITY (Attach additional sheets if necessary or use APHIS Form 7023A)

A. Animals Covered By The Animal Welfare Regulations	B. Number of animal being bred, conditioned, or held for use in teaching, testing, experiments, research, or surgery but not yet used for such purposes.	C. Number of animals upon which teaching, research, experiments, or tests were conducted involving no pain, distress, or use of pain-relieving drugs.	D. Number of animals upon which experiments, teaching, research, surgery, or tests were conducted involving accompanying pain or distress to the animals an for which appropriate anesthetic, analgesic, or tranquilizing drugs were used.	E. Number of animals upon which teaching, experiments, research, surgery or tests were conducted involving accompanying pain or distress to the animals and for wh the use of appropriate anesthetic, analgesic, or tranquiliz drugs would have adversely affected the procedures, res or interpretation of the teaching, research, experiments, surgery, or tests. (An explanation of the procedures producing pain or distress in these animals and the reaso such drugs were not used must be attached to this report	F. TOTAL NUMBER OF ANIMALS (COLUMNS C + D + E)
4. Dogs					
5. Cats					
6. Guinea Pigs	16	128	755	27	910
7. Hamsters					
8. Rabbits	250	56	250		306
9. Non-human Primates					
10. Sheep			65		65
11. Pigs		6	94		100
12. Other Farm Animals					
13. Other Animals					
Ferrets	2		2		2

ASSURANCE STATEMENTS

- 1) Professionally acceptable standards governing the care, treatment, and use of animals, including appropriate use of anesthetic, analgesic, and tranquilizing drugs, prior to, during, and following actual rese teaching, testing, surgery, or experimentation were followed by this research facility.
- 2) Each principal investigator has considered alternatives to painful procedures.
- 3) This facility is adhering to the standards and regulations under the Act, and it has required that exceptions to the standards and regulations be specified and explained by the principal investigator and ap Institutional Animal Care and Use Committee (IACUC). A summary of all such exceptions is attached to this annual report. In addition to identifying the IACUC-approved exceptions, this summary inc brief explanation of the exceptions, as well as the species and number of animals affected.
- 4) The attending veterinarian for this research facility has appropriate authority to ensure the provision of adequate veterinary care and to oversee the adequacy of other aspects of animal care and use.

CERTIFICATION BY HEADQUARTERS RESEARCH FACILITY OFFICIAL
(Chief Executive Officer or Legally Responsible Institutional Official)

SIG

NAME & TITLE OF C.E.O. OR INSTITUTIONAL OFFICIAL (Type or Print)

DATE SIGNED

11/22/04

EG

Column E Explanation Form

- 1. Registration Number: 31-R-0011
- 2. Number 27 of animals used in this study.
- 3. Species (common name) guinea pigs of animals used in this study.
(each specie requires a form)
- 4. Explain the procedure producing pain and/or distress.

Animals were inoculated with herpes simplex virus (HSV) with rare paralysis.

- 5. Provide scientific justification why pain and/or distress could not be relieved. State methods or means used to determine that pain and/or distress relief would interfere with test results. (For Federally mandated testing see question 6 below)

These animals are used to study the pathogenesis of herpes simplex virus. This virus is neurotropic and resides in neurons. Therefore, analgesics/anesthetics cannot be used due to their potential effect on the neuronal element and disruption of normal viral pathogenesis. The infection rarely causes discomfort but can induce rear leg paralysis that can last up to 72 hours. During the paralytic period the bladder is expressed twice daily and the animals checked at least twice daily. Animals that do not recover in 72 hours are promptly euthanized with CO₂. Paralysis is a rare occurrence. The protocol is used to evaluate novel therapeutic and vaccine strategies some of which have already progressed to human clinical ~~studies~~ trials as a result of these studies.

- 6. What, if any, federal regulations require this procedure? Cite the agency, the Code of Federal Regulations (CFR) title number and the specific section number (e.g., APHIS, 9 CFR 113.102):

Agency (b)(6), (b)(7)(C) CFR _____

 Signature

UNITED STATES DEPARTMENT OF AGRICULTURE ANIMAL AND PLANT HEALTH INSPECTION SERVICE ANNUAL REPORT OF RESEARCH FACILITY (TYPE OR PRINT)	1. CERTIFICATE NUMBER: 31-R-0014 CUSTOMER NUMBER: 216	FORM APPROVED OMB NO. 0579-0036 <div style="text-align: center; font-size: 1.2em; font-weight: bold;">NOV 30 2004</div>
Ohio State University The 313 Research Foundation 1960 Kenny Road Columbus, OH 43210 Telephone: (614)-292-7761		

1. REPORTING FACILITY (List all locations where animals were housed or used in actual research, testing, or experimentation, or held for these purposes. Attach additional sheets if necessary)

FACILITY LOCATIONS (Sites) - See Attached Listing

REPORT OF ANIMALS USED BY OR UNDER CONTROL OF RESEARCH FACILITY / Attach additional sheets if necessary or use APHIS Form 7023A)

A. Animals Covered By The Animal Welfare Regulations	B. Number of animal being bred, conditioned, or held for use in teaching, testing, experiments, research, or surgery but not ye used for such purposes.	C. Number of animals upon which teaching, research, experiments, or tests were conducted involving no pain, distress, or use o pain-relieving drugs.	D. Number of animals upon which experiments, teaching, research, surgery, or tests were conducted involving accompanying pain or distress to the animals an for which appropriate anesthetic, analgesic, or tranquilizing drugs were used.	E. Number of animals upon which teaching, experiments, research, surgery or tests were conducted involving accompanying pain or distress to the animals and for wh the use of appropriate anesthetic, analgesic, or tranquiliz drugs would have adversely affected the procedures, res or interpretation of the teaching, research, experiments, surgery, or tests. (An explanation of the procedures producing pain or distress in these animals and the reas such drugs were not used must be attached to this report	F. TOTAL NUMBER OF ANIMALS (COLUMNS C + D + E)
4. Dogs		14	301		315
5. Cats		5	118		123
6. Guinea Pigs	8	303	112		415
7. Hamsters		66	1457	37	1560
8. Rabbits		113	252		365
9. Non-human Primates		12	65		77
10. Sheep			33		33
11. Pigs		119	486		605
12. Other Farm Animals					
Chickens		3			3
Cows			104		104
Horses		7	52		59
Goats			4		4

ASSURANCE STATEMENTS

- 1) Professionally acceptable standards governing the care, treatment, and use of animals, including appropriate use of anesthetic, analgesic, and tranquilizing drugs, prior to, during, and following actual rese teaching, testing, surgery, or experimentation were followed by this research facility.
- 2) Each principal investigator has considered alternatives to painful procedures.
- 3) This facility is adhering to the standards and regulations under the Act, and it has required that exceptions to the standards and regulations be specified and explained by the principal investigator and ap Institutional Animal Care and Use Committee (IACUC). A summary of all such exceptions is attached to this annual report. In addition to identifying the IACUC-approved exceptions, this summary inc brief explanation of the exceptions, as well as the species and number of animals affected.
- 4) The attending veterinarian for this research facility has appropriate authority to ensure the provision of adequate veterinary care and to oversee the adequacy of other aspects of animal care and use.

CERTIFICATION BY HEADQUARTERS RESEARCH FACILITY OFFICIAL
 (Chief Executive Officer or Legally Responsible Institutional Official)

SIGNATURE OF C.E.O. OR INSTITUTIONAL OFFICIAL	NAME & TITLE OF C.E.O. OR INSTITUTIONAL OFFICIAL (Type or Print)	DATE SIGNED 11-29-04
---	--	-------------------------

A1

CT 88), which is obsolete.)

EG

UNITED STATES DEPARTMENT OF AGRICULTURE
ANIMAL AND PLANT HEALTH INSPECTION SERVICE

1. REGISTRATION NO.
31-R-0014

CUSTOMER NO.
216

FORM APPROVED
OMB NO. 0579-0036

**CONTINUATION SHEET FOR ANNUAL REPORT
OF RESEARCH FACILITY
(TYPE OR PRINT)**

2. HEADQUARTERS RESEARCH FACILITY (Name and Address, as registered with USDA, include Zip Code)

OHIO STATE UNIVERSITY, THE
313 RESEACH FOUNDATION
1980 KENNY ROAD
COLUMBUS, OH 43210
(614) 292-7761

REPORT OF ANIMALS USED BY OR UNDER CONTROL OF RESEARCH FACILITY (Attach additional sheets if necessary or use this form.)

A. Animals Covered By The Animal Welfare Regulations	B. Number of animals being bred, conditioned, or held for use in teaching, testing, experiments, research, or surgery but not yet used for such purposes	C. Number of animals upon which teaching, research, experiments, or tests were conducted involving no pain, distress, or use of pain-relieving drugs.	D. Number of animals upon which experiments, teaching, research, surgery, or tests were conducted involving accompanying pain or distress to the animals and for which appropriate anesthetic, analgesic, or tranquilizing drugs were used.	E. Number of animals upon which teaching, experiments, research, surgery or tests were conducted involving accompanying pain or distress to the animals and for which the use of appropriate anesthetic, analgesic, or tranquilizing drugs would have adversely affected the procedures, results, or interpretation of the teaching, research, experiments, surgery, or tests. (An explanation of the procedures producing pain or distress in these animals and the reasons such drugs were not used must be attached to this report)	F. TOTAL NO. OF ANIMALS (Cols. C + D + E)
13. Other Animals					
Camelids (Alpaca and Llama)			35		35
Bats		10			10
Chinchillas			149		149
Deer Mice			803	66	869
Frogs		10	80		90
Gerbils	162	48			48
Lemmings		33			33
Opossum			21		21
Raccoons			8		8
Turtles			14		14
Voles			432		432
Gnotobiotic Pigs		125	253		378
Gnotobiotic Cows			44		44

ASSURANCE STATEMENTS

- 1) Professionally acceptable standards governing the care, treatment, and use of animals, including appropriate use of anesthetic, analgesic, and tranquilizing drugs, prior to, during, and following actual research, teaching, testing, surgery, or experimentation were followed by this research facility.
- 2) Each principal investigator has considered alternatives to painful procedures.
- 3) This facility is adhering to the standards and regulations under the Act, and it has required that exceptions to the standards and regulations be specified and explained by the principal investigator and approved by the Institutional Animal Care and Use Committee (IACUC). A summary of all the exceptions is attached to this annual report. In addition to identifying the IACUC-approved exceptions, this summary includes a brief explanation of the exceptions, as well as the species and number of animals affected.
- 4) The attending veterinarian for this research facility has appropriate authority to ensure the provision of adequate veterinary care and to oversee the adequacy of other aspects of animal care and use.

**CERTIFICATION BY HEADQUARTERS RESEARCH FACILITY OFFICIAL
(Chief Executive Officer or Legally Responsible Institutional official)**

I certify that the above is true, correct, and complete (7 U.S.C. Section 2143)

SIGNATURE OF C.E.O. OR INSTITUTIONAL OFFICIAL	NAME & TITLE OF C.E.O. OR INSTITUTIONAL OFFICIAL (Type or Print)	DATE SIGNED 11-29-04
---	--	-------------------------

Column E Explanation

This form is intended as an aid to completing the Column E explanation. It is not an official form and its use is voluntary. Names, addresses, protocols, veterinary care programs, and the like, are not required as part of an explanation. A Column E explanation must be written so as to be understood by lay persons as well as scientists.

1. Registration Number: 31-R-0014

2. Number 37 of animals used in this study.

3. Species (common name) Siberian Hamsters of animals used in the study.

4. Explain the procedure producing pain and/or distress.

The resident-intruder paradigm will be used.

5. Provide scientific justification why pain and/or distress could not be relieved. State methods or means used to determine that pain and/or distress relief would interfere with test results. (For Federally mandated testing, see Item 6 below)

Aggression is the purpose of the study as we are studying nNOS regulations.

6. What, if any, federal regulations require this procedure? Cite the agency, the code of Federal Regulations (CFR) title number and the specific section number (e.g., APHIS, 9 CFR 113.102):

Agency _____ CFR _____

Column E Explanation

This form is intended as an aid to completing the Column E explanation. It is not an official form and its use is voluntary. Names, addresses, protocols, veterinary care programs, and the like, are not required as part of an explanation. A Column E explanation must be written so as to be understood by lay persons as well as scientists.

1. Registration Number: 31-R-0014

2. Number 66 of animals used in this study.

3. Species (common name) Deer Mice of animals used in the study.

P. Californicus, P. Eremicus

4. Explain the procedure producing pain and/or distress.

Under anesthesia a 3.5mm punch biopsies will be done creating two uniform full-thickness wounds.

5. Provide scientific justification why pain and/or distress could not be relieved. State methods or means used to determine that pain and/or distress relief would interfere with test results. (For Federally mandated testing, see Item 6 below)

Post-wounding analgesia will not be used as it may alter wound healing rates. Our experience with behavioral observation of animals following wounding does not suggest that they are experiencing pain, as they exhibit normal eating, grooming, social interaction, et cetera.

6. What, if any, federal regulations require this procedure? Cite the agency, the code of Federal Regulations (CFR) title number and the specific section number (e.g., APHIS, 9 CFR 113.102):

Agency _____ CFR _____

RESEARCH FACILITY SITES LISTING

Registered Facility Name: University Laboratory Animal Resources

Registration Number: 31-R-0014

Please list below all sites that house animals under the above registration number. Be sure to include all requested information. Do not leave any spaces blank. If the line does not apply, please mark it N/A. If you have more than three (3) sites, please copy this form as many times as needed before filling in the sites.

Site No.: 1 Name/Department: Postle Hall
Address: 305 W. 12th Ave. (Street Name)
Cols., OH 43210 (Town/City)
Building: N/A
Floor/Room: 0089
Contact Person: _____

Site No.: 2 Name/Department: Laboratory Animal Center
Address: 6089 Godown Rd. (Street Name)
Cols., OH 43235 (Town/City)
Building: Buildings 1,3,4, and 6
Floor/Room: N/A
Contact Person: _____

Site No.: 3 Name/Department: Marion Campus
Address: 1465 Mt. Vernon Ave. (Street Name)
Marion OH 43302 (Town/City)
Building: Marrill Hall
Floor/Room: 390
Contact Person: _____

Registered Facility Name: University Laboratory Animal Resources

Registration Number: 31-R-0014

RESEARCH FACILITY SITES LISTING

Please list below all sites that house animals under the above registration number. Be sure to include all requested information. Do not leave any spaces blank. If the line does not apply, please mark it N/A. If you have more than three (3) sites, please copy this form as many times as needed before filling in the sites.

Site No.: 4 Name/Department: Graves Hall
Address: 333 W. 12th Ave. (Street Name)
Cols., OH 43210 (Town/City)
Building: N/A
Floor/Room: B167
Contact Person: _____

Site No.: 5 Name/Department: Wiseman Hall
Address: 400 W. 12th Ave. (Street Name)
Cols., OH 43210 (Town/City)
Building: N/A
Floor/Room: 171
Contact Person: _____

Site No.: 6 Name/Department: Biological Sciences
Address: 484 W 12th Ave. (Street Name)
Cols., OH 43210 (Town/City)
Building: N/A
Floor/Room: 525
Contact Person: _____

Registered Facility Name: University Laboratory Animal Resources
Registration Number: 31-R-0014

Please list below all sites that house animals under the above registration number. Be sure to include all requested information. Do not leave any spaces blank. If

RESEARCH FACILITY SITES LISTING

the line does not apply, please mark it N/A. If you have more than three (3) sites, please copy this form as many times as needed before filling in the sites.

Site No.: 7 Name/Department: Parks Hall
Address: 500 W 12th Ave. (Street Name)
Cols., OH 43210 (Town/City)
Building: N/A
Floor/Room: 531
Contact Person: _____

Site No.: 8 Name/Department: Goss Laboratory
Address: 1925 Coffey Rd. (Street Name)
Cols., OH 43210 (Town/City)
Building: N/A
Floor/Room: 257A and 257B
Contact Person: _____

Site No.: 9 Name/Department: Sisson Hall
Address: 1900 Coffey Rd. (Street Name)
Cols., OH 43210 (Town/City)
Building: N/A
Floor/Room: A-31
Contact Person: _____

Registered Facility Name: University Laboratory Animal Resources
Registration Number: 31-R-0014

Please list below all sites that house animals under the above registration number. Be sure to include all requested information. Do not leave any spaces blank. If the line does not apply, please mark it N/A. If you have more than three (3) sites, please copy this form as many times as needed before filling in the sites.

RESEARCH FACILITY SITES LISTING

Site No.: 10 Name/Department: Veterinary Hospital
Address: 601 Tharp Street (Street Name)
Cols., OH 43210 (Town/City)
Building: N/A
Floor/Room: 0126
Contact Person: _____

Site No.: 11 Name/Department: Ohio Agriculture Research and Development Center
Address: 1680 Madison Ave. (Street Name)
Wooster, OH 44691 (Town/City)
Building: N/A
Floor/Room: N/A
Contact Person: (b)(6), (b)(7)(C)

Site No.: 12 Name/Department: Botany and Zoology
Address: 1735 Neil Ave. (Street Name)
Cols., OH 43210 (Town/City)
Building: N/A
Floor/Room: 181
Contact Person: (b)(6), (b)(7)(C)

Site No.: 14 Name/Department: Alice L. Finley Memorial Center
Address: 2108 Plain City-Georgesville Rd. (Street Name)
West Jefferson, OH 43216 (Town/City)
Building: N/A
Floor/Room: N/A
Contact Person: (b)(6), (b)(7)(C)

RESEARCH FACILITY SITES LISTING

Registered Facility Name: University Laboratory Animal Resources

Registration Number: 31-R-0014

Please list below all sites that house animals under the above registration number. Be sure to include all requested information. Do not leave any spaces blank. If the line does not apply, please mark it N/A. If you have more than three (3) sites, please copy this form as many times as needed before filling in the sites.

UNITED STATES DEPARTMENT OF AGRICULTURE
ANIMAL AND PLANT HEALTH INSPECTION SERVICE

1. REGISTRATION NO. 31-R-0017
CUSTOMER NO. 223

FORM APPROVED
OMB NO. 0579-0036

ANNUAL REPORT OF RESEARCH FACILITY
(TYPE OR PRINT)

2. HEADQUARTERS RESEARCH FACILITY (Name and Address, as registered with USDA, include Zip Code)

CLEVELAND CLINIC FOUNDATION
BIOLOGICAL RESOURCES UNIT/FF6-04
9500 EUCLID AVE
CLEVELAND, OH 44195

3. REPORTING FACILITY (List all locations where animals were housed or used in actual research, testing, teaching, or experimentation, or held for these purposes. Attach additional sheets if necessary.)

FACILITY LOCATIONS (sites)

COLLEGE OF MEDICINE
ROOTSTOWN, OH 44195

CLEVELAND CLINIC FOUNDATION
PULASKI, PA 16143

DALWOOD FARMS
WAKEMAN, OH 44889

REPORT OF ANIMALS USED BY OR UNDER CONTROL OF RESEARCH FACILITY (Attach additional sheets if necessary or use APHIS FORM 7023A)

A. Animals Covered By The Animal Welfare Regulations	B. Number of animals being bred, conditioned, or held for use in teaching, testing, experiments, research, or surgery but not yet used for such purposes.	C. Number of animals upon which teaching, research, experiments, or tests were conducted involving no pain, distress, or use of pain-relieving drugs.	D. Number of animals upon which experiments, teaching, research, surgery, or tests were conducted involving accompanying pain or distress to the animals and for which appropriate anesthetic, analgesic, or tranquilizing drugs were used.	E. Number of animals upon which teaching, experiments, research, surgery or tests were conducted involving accompanying pain or distress to the animals and for which the use of appropriate anesthetic, analgesic, or tranquilizing drugs would have adversely affected the procedures, results, or interpretation of the teaching, research, experiments, surgery, or tests. (An explanation of the procedures producing pain or distress in these animals and the reasons such drugs were not used must be attached to this report)	F. TOTAL NO. OF ANIMALS (Cols. C + D + E)
4. Dogs	8		355		355
5. Cats					
6. Guinea Pigs					
7. Hamsters					
8. Rabbits		24	286		310
9. Non-Human Primates	8		7		7
10. Sheep			27		27
11. Pigs	2		160		160
12. Other Farm Animals					
goats			6		6
13. Other Animals					

ASSURANCE STATEMENTS

- 1) Professionally acceptable standards governing the care, treatment, and use of animals, including appropriate use of anesthetic, analgesic, and tranquilizing drugs, prior to, during, and following actual research, teaching, testing, surgery, or experimentation were followed by this research facility.
- 2) Each principal investigator has considered alternatives to painful procedures.
- 3) This facility is adhering to the standards and regulations under the Act, and it has required that exceptions to the standards and regulations be specified and explained by the principal investigator and approved by the Institutional Animal Care and Use Committee (IACUC). A summary of all the exceptions is attached to this annual report. In addition to identifying the IACUC-approved exceptions, this summary includes a brief explanation of the exceptions, as well as the species and number of animals affected.
- 4) The attending veterinarian for this research facility has appropriate authority to ensure the provision of adequate veterinary care and to oversee the adequacy of other aspects of animal care and use.

CERTIFICATION BY HEADQUARTERS RESEARCH FACILITY OFFICIAL

(Chief Executive Officer or Legally Responsible Institutional official)

I certify that the above is true, correct, and complete (7 U.S.C. Section 2143)

SIGNATURE OF C.E.O. OR INSTITUTIONAL OFFICIAL	NAME & TITLE OF C.E.O. OR INSTITUTIONAL OFFICIAL (Type or Print)	DATE SIGNED
		11/30/2004

UNITED STATES DEPARTMENT OF AGRICULTURE
ANIMAL AND PLANT HEALTH INSPECTION SERVICE

1. REGISTRATION NO. 31-R-0017
CUSTOMER NO. 223

FORM APPROVED
OMB NO. 0579-0036

**CONTINUATION SHEET FOR ANNUAL REPORT
OF RESEARCH FACILITY
(TYPE OR PRINT)**

2. HEADQUARTERS RESEARCH FACILITY (Name and Address, as registered with USDA, include Zip Code)
CLEVELAND CLINIC FOUNDATION
BIOLOGICAL RESOURCES UNIT/FF6-04
9500 EUCLID AVE
CLEVELAND, OH 44195

REPORT OF ANIMALS USED BY OR UNDER CONTROL OF RESEARCH FACILITY (Attach additional sheets if necessary or use this form.)

A. Animals Covered By The Animal Welfare Regulations	B. Number of animals being bred, conditioned, or held for use in teaching, testing, experiments, research, or surgery but not yet used for such purposes.	C. Number of animals upon which teaching, research, experiments, or tests were conducted involving no pain, distress, or use of pain-relieving drugs.	D. Number of animals upon which experiments, teaching, research, surgery, or tests were conducted involving accompanying pain or distress to the animals and for which appropriate anesthetic, analgesic, or tranquilizing drugs were used.	E. Number of animals upon which teaching, experiments, research, surgery or tests were conducted involving accompanying pain or distress to the animals and for which the use of appropriate anesthetic, analgesic, or tranquilizing drugs would have adversely affected the procedures, results, or interpretation of the teaching, research, experiments, surgery, or tests. (An explanation of the procedures producing pain or distress in these animals and the reasons such drugs were not used must be attached to this report)	F. TOTAL NO. OF ANIMALS (Cols. C + D + E)
calves			52		52

ASSURANCE STATEMENTS

- 1) Professionally acceptable standards governing the care, treatment, and use of animals, including appropriate use of anesthetic, analgesic, and tranquilizing drugs, prior to, during, and following actual research, teaching, testing, surgery, or experimentation were followed by this research facility.
- 2) Each principal investigator has considered alternatives to painful procedures.
- 3) This facility is adhering to the standards and regulations under the Act, and it has required that exceptions to the standards and regulations be specified and explained by the principal investigator and approved by the Institutional Animal Care and Use Committee (IACUC). A summary of all the exceptions is attached to this annual report. In addition to identifying the IACUC-approved exceptions, this summary includes a brief explanation of the exceptions, as well as the species and number of animals affected.
- 4) The attending veterinarian for this research facility has appropriate authority to ensure the provision of adequate veterinary care and to oversee the adequacy of other aspects of animal care and use.

**CERTIFICATION BY HEADQUARTERS RESEARCH FACILITY OFFICIAL
(Chief Executive Officer or Legally Responsible Institutional official)
I certify that the above is true, correct, and complete (7 U.S.C. Section 2143)**

SIGNATURE OF C.E.O. OR INSTITUTIONAL OFFICIAL	NAME & TITLE OF C.E.O. OR INSTITUTIONAL OFFICIAL (Type or Print)	DATE SIGNED 11/30/2004
---	--	---------------------------

APHIS Form 7023 Additional Reported Sites

The following additional sites have been reported by the facility. The reported sites have not been verified by APHIS and have been provided by the facility solely for completeness of the APHIS Form 7023 Annual Reporting submission.

Registration Number: 31-R-0017
Customer Number: 223
Facility: CLEVELAND CLINIC FOUNDATION
BIOLOGICAL RESOURCES UNIT/FF6-04
9500 EUCLID AVE
CLEVELAND, OH 44195

Cleveland Clinic Foundation
FF Building, 6th Floor and 2nd Floor
9500 Euclid Avenue
Cleveland, OH 44195
Cleveland Clinic Foundation
L Building
9500 Euclid Avenue
Cleveland, OH 44195
Cleveland Clinic Foundation
Cole Eye Institute
9500 Euclid Avenue
Cleveland, OH 44195
Cleveland Clinic Foundation
NC Building, 4th Floor and 5th Floor
9500 Euclid Avenue
Cleveland, OH 44195
Northeastern Ohio Universities College of Medicine
4209 State Route 44
PO Box 95
Rootstown, OH 44272
Raven?
1234 Pine Glenn Road
Pulaski, PA 16143
NAMSA, Inc.
2261 Tracy Road
Northwood, OH 43619

UNITED STATES DEPARTMENT OF AGRICULTURE
ANIMAL AND PLANT HEALTH INSPECTION SERVICE

1. CERTIFICATE NUMBER: 31-R-0023
CUSTOMER NUMBER: 230

FORM APPROVED
OMB NO. 0579-0036

ANNUAL REPORT OF RESEARCH FACILITY
(TYPE OR PRINT)

Good Samaritan Hospital
Dept. Of Medical Research
375 Dixmyth Avenue
Cincinnati, OH 45220

NOV 08 2004

Telephone: (513)-872-1850

3. REPORTING FACILITY (List all locations where animals were housed or used in actual research, testing, or experimentation, or held for these purposes. Attach additional sheets if necessary)

FACILITY LOCATIONS (Sites) - See Attached Listing

REPORT OF ANIMALS USED BY OR UNDER CONTROL OF RESEARCH FACILITY (Attach additional sheets if necessary or use APHIS Form 7023A)

A. Animals Covered By The Animal Welfare Regulations	B. Number of animal being bred, conditioned, or held for use in teaching, testing, experiments, research, or surgery but not ye used for such purposes.	C. Number of animals upon which teaching, research, experiments, or tests were conducted involving no pain, distress, or use of pain-relieving drugs.	D. Number of animals upon which experiments, teaching, research, surgery, or tests were conducted involving accompanying pain or distress to the animals an for which appropriate anesthetic, analgesic, or tranquilizing drugs were used.	E. Number of animals upon which teaching, experiments, research, surgery or tests were conducted involving accompanying pain or distress to the animals and for wh the use of appropriate anesthetic, analgesic, or tranquiliz drugs would have adversely affected the procedures, res or interpretation of the teaching, research, experiments, surgery, or tests. (An explanation of the procedures producing pain or distress in these animals and the reasc such drugs were not used must be attached to this report	F. TOTAL NUMBER OF ANIMALS (COLUMNS C + D + E)
4. Dogs			13		
5. Cats					
6. Guinea Pigs					
7. Hamsters					
8. Rabbits					
9. Non-human Primates					
10. Sheep			6		
11. Pigs			5		
12. Other Farm Animals					
Calf			3		
13. Other Animals					
Rats			35		

ASSURANCE STATEMENTS

- 1) Professionally acceptable standards governing the care, treatment, and use of animals, including appropriate use of anesthetic, analgesic, and tranquilizing drugs, prior to, during, and following actual ree teaching, testing, surgery, or experimentation were followed by this research facility.
- 2) Each principal investigator has considered alternatives to painful procedures.
- 3) This facility is adhering to the standards and regulations under the Act, and it has required that exceptions to the standards and regulations be specified and explained by the principal investigator and ap Institutional Animal Care and Use Committee (IACUC). A summary of all such exceptions is attached to this annual report. In addition to identifying the IACUC-approved exceptions, this summary inc brief explanation of the exceptions, as well as the species and number of animals affected.
- 4) The attending veterinarian for this research facility has appropriate authority to ensure the provision of adequate veterinary care and to oversee the adequacy of other aspects of animal care and use.

CERTIFICATION BY HEADQUARTERS RESEARCH FACILITY OFFICIAL
(Chief Executive Officer or Legally Responsible Institutional Official)

SK

API

(AUG 91)

DATE SIGNED

10/21/04

Jan

UNITED STATES DEPARTMENT OF AGRICULTURE
ANIMAL AND PLANT HEALTH INSPECTION SERVICE

1. REGISTRATION NO.
31-R-0026

CUSTOMER NO.
232

FORM APPROVED
OMB NO. 0579-0036

ANNUAL REPORT OF RESEARCH FACILITY
(TYPE OR PRINT)

2. HEADQUARTERS RESEARCH FACILITY (Name and Address, as registered with USDA, include Zip Code)

BOWLING GREEN STATE UNIVERSITY
120 MCFALL CENTER
BOWLING GREEN, OH 43403

3. REPORTING FACILITY (List all locations where animals were housed or used in actual research, testing, teaching, or experimentation, or held for these purposes. Attach additional sheets if necessary.)

FACILITY LOCATIONS(sites)

BOWLING GREEN UNIVERSITY
BOWLING GREEN, OH 43403

REPORT OF ANIMALS USED BY OR UNDER CONTROL OF RESEARCH FACILITY (Attach additional sheets if necessary or use APHIS FORM 7023A)

A. Animals Covered By The Animal Welfare Regulations	B. Number of animals being bred, conditioned, or held for use in teaching, testing, experiments, research, or surgery but not yet used for such purposes.	C. Number of animals upon which teaching, research, experiments, or tests were conducted involving no pain, distress, or use of pain-relieving drugs.	D. Number of animals upon which experiments, teaching, research, surgery, or tests were conducted involving accompanying pain or distress to the animals and for which appropriate anesthetic, analgesic, or tranquilizing drugs were used.	E. Number of animals upon which teaching, experiments, research, surgery or tests were conducted involving accompanying pain or distress to the animals and for which the use of appropriate anesthetic, analgesic, or tranquilizing drugs would have adversely affected the procedures, results, or interpretation of the teaching, research, experiments, surgery, or tests. (An explanation of the procedures producing pain or distress in these animals and the reasons such drugs were not used must be attached to this report)	F. TOTAL NO. OF ANIMALS (Cols. C + D + E)
4. Dogs					
5. Cats					
6. Guinea Pigs					
7. Hamsters					
8. Rabbits		3			3
9. Non-Human Primates					
10. Sheep					
11. Pigs					
12. Other Farm Animals					
13. Other Animals					
Deer Mice	124				

ASSURANCE STATEMENTS

- 1) Professionally acceptable standards governing the care, treatment, and use of animals, including appropriate use of anesthetic, analgesic, and tranquilizing drugs, prior to, during, and following actual research, teaching, testing, surgery, or experimentation were followed by this research facility.
- 2) Each principal investigator has considered alternatives to painful procedures.
- 3) This facility is adhering to the standards and regulations under the Act, and it has required that exceptions to the standards and regulations be specified and explained by the principal investigator and approved by the Institutional Animal Care and Use Committee (IACUC). A summary of all the exceptions is attached to this annual report. In addition to identifying the IACUC-approved exceptions, this summary includes a brief explanation of the exceptions, as well as the species and number of animals affected.
- 4) The attending veterinarian for this research facility has appropriate authority to ensure the provision of adequate veterinary care and to oversee the adequacy of other aspects of animal care and use.

CERTIFICATION BY HEADQUARTERS RESEARCH FACILITY OFFICIAL
(Chief Executive Officer or Legally Responsible Institutional official)

I certify that the above is true, correct, and complete (7 U.S.C. Section 2143)

SIGNATURE OF C.E.O. OR INSTITUTIONAL OFFICIAL	NAME & TITLE OF C.E.O. OR INSTITUTIONAL OFFICIAL (Type or Print)	DATE SIGNED
		10/25/2004

DEL 02 2004

01

This report is required by law (7 USC 2143). Failure to report according to the regulations can result in an order to cease and desist and to be subject to penalties as provided for in Section 211.

See attached form for additional information.

Interagency Report Control No.:

UNITED STATES DEPARTMENT OF AGRICULTURE
ANIMAL AND PLANT HEALTH INSPECTION SERVICE

1. CERTIFICATE NUMBER: 31-R-0027
CUSTOMER NUMBER: 233

FORM APPROVED
OMB NO. 0579-0036

ANNUAL REPORT OF RESEARCH FACILITY
(TYPE OR PRINT)

University Of Cincinnati
Research & Advanced Studies
P.O. Box 210627
Cincinnati, OH 45221

Telephone: (513)-556-4532

3. REPORTING FACILITY (List all locations where animals were housed or used in actual research, testing, or experimentation, or held for these purposes. Attach additional sheets if necessary)

FACILITY LOCATIONS (Sites) - See Attached Listing

REPORT OF ANIMALS USED BY OR UNDER CONTROL OF RESEARCH FACILITY (Attach additional sheets if necessary or use APHIS Form 7023A)

A. Animals Covered By The Animal Welfare Regulations	B. Number of animal being bred, conditioned, or held for use in teaching, testing, experiments, research, or surgery but not yet used for such purposes.	C. Number of animals upon which teaching, research, experiments, or tests were conducted involving no pain, distress, or use of pain-relieving drugs.	D. Number of animals upon which experiments, teaching, research, surgery, or tests were conducted involving accompanying pain or distress to the animals an for which appropriate anesthetic, analgesic, or tranquilizing drugs were used.	E. Number of animals upon which teaching, experiments, research, surgery or tests were conducted involving accompanying pain or distress to the animals and for wh the use of appropriate anesthetic, analgesic, or tranquiliz drugs would have adversely affected the procedures, res or interpretation of the teaching, research, experiments, surgery, or tests. (An explanation of the procedures producing pain or distress in these animals and the reas such drugs were not used must be attached to this report	F. TOTAL NUMBER OF ANIMALS (C + D + E)
4. Dogs		10	32		42
5. Cats			20		20
6. Guinea Pigs					
7. Hamsters		63	506	19	588
8. Rabbits		10	129		139
9. Non-human Primates					
10. Sheep			13	10	23
11. Pigs			72		72
12. Other Farm Animals					
13. Other Animals					

ASSURANCE STATEMENTS

- 1) Professionally acceptable standards governing the care, treatment, and use of animals, including appropriate use of anesthetic, analgesic, and tranquilizing drugs, prior to, during, and following actual rest teaching, testing, surgery, or experimentation were followed by this research facility.
- 2) Each principal investigator has considered alternatives to painful procedures.
- 3) This facility is adhering to the standards and regulations under the Act, and it has required that exceptions to the standards and regulations be specified and explained by the principal investigator and ap Institutional Animal Care and Use Committee (IACUC). A summary of all such exceptions is attached to this annual report. In addition to identifying the IACUC-approved exceptions, this summary inc brief explanation of the exceptions, as well as the species and number of animals affected.
- 4) The attending veterinarian for this research facility has appropriate authority to ensure the provision of adequate veterinary care and to oversee the adequacy of other aspects of animal care and use.

CERTIFICATION BY HEADQUARTERS RESEARCH FACILITY OFFICIAL
(Chief Executive Officer or Legally Responsible Institutional Official)

NAME & TITLE OF C.E.O. OR INSTITUTIONAL OFFICIAL (Type or Print)

DATE SIGNED
1/30/04

(OCT 88), which is obsolete.)

(AUG 81)

APHIS Form 7023 Site List

Registration Number: 31-R-0027
Customer Number: 233
Facility: UNIVERSITY OF CINCINNATI
RESEARCH & ADVANCED STUDIES
P.O. Box 210627
CINCINNATI, OH 45221
(513) 566-4532

MEDICAL SCIENCES BUILDING

KETTERING LAB COMPLEX

CARDIOVASCULAR RESEARCH CENTER

CROSLEY TOWER

RIEVESCHL HALL

FRENCH EAST

VONTZ CENTER

Health Professional Building

Genome Research Institute

Column E Explanation

This form is intended as an aid to completing the Column E explanation. It is not an official form and its use is voluntary. Names, addresses, protocols, veterinary care programs, and the like, are not required as part of an explanation. A Column E explanation must be written so as to be understood by lay persons as well as scientists.

1. Registration Number: 31-R-0027

2. Number 10 of animals used in this study.

3. Species (common name) sheep of animals used in the study.

4. Explain the procedure producing pain and/or distress. Protocol #03-11-19-02

The category E procedure outlined in this protocol is designed to surgically develop a model of end stage heart failure in sheep, which in turn will provide a teaching model of mitral valve repair using a robotic system (Da Vinci Robot). The sheep's circumflex coronary artery will be embolized up to five times. From the result of the damage caused by the multiple emboli, the sheep are expected to develop end stage heart failure.

5. Provide scientific justification why pain and/or distress could not be relieved. State methods or means used to determine that pain and/or distress relief would interfere with test results. (For Federally mandated testing, see Item 6 below)

The sheep will be clinically treated with all the appropriate analgesics and pharmaceuticals, but they may still experience pain and distress due to the end stage heart failure. The sheep may experience resting tachycardia, resting tachypnea, pulmonary congestion, decreased appetite and mobility, peripheral edema and lethargy.

6. What, if any, federal regulations require this procedure? Cite the agency, the code of Federal Regulations (CFR) title number and the specific section number (e.g., APHIS, 9 CFR 113.102):

Agency _____ CFR _____

Column E Explanation

This form is intended as an aid to completing the Column E explanation. It is not an official form and its use is voluntary. Names, addresses, protocols, veterinary care programs, and the like, are not required as part of an explanation. A Column E explanation must be written so as to be understood by lay persons as well as scientists.

1. Registration Number: 31-R-0027

2. Number 19 of animals used in this study.

3. Species (common name) hamsters of animals used in the study.

4. Explain the procedure producing pain and/or distress. Protocol #02-06-20-03

The hamsters that are undergoing the tissue harvesting for receptor binding studies are classified as category E due to their genetic potential of developing high blood pressure, which when left untreated can lead to heart failure. These strains of hamsters are used as a model of human congestive heart failure (dilated cardiomyopathy and hypertrophic cardiomyopathy).

5. Provide scientific justification why pain and/or distress could not be relieved. State methods or means used to determine that pain and/or distress relief would interfere with test results. (For Federally mandated testing, see Item 6 below)

The hamsters will be clinically treated as necessary, but they may experience pain and distress due to the development of heart failure. Treatment may include but not be limited to opioid agonists or antagonists (as part of the experimental study), pharmaceutical-grade, sterilized saline injections, ip, and moistened food pellets (to reduce weight loss and dehydration), removal of pneumothorax via thoracic puncture with a sterile needle and syringe. If treatment does not alleviate the sign(s) of distress within a 24-hour period, animals will be removed from the study and euthanized.

6. What, if any, federal regulations require this procedure? Cite the agency, the code of Federal Regulations (CFR) title number and the specific section number (e.g., APHIS, 9 CFR 113.102):

Agency _____ CFR _____

University of Cincinnati
Institutional Animal Care and Use Committee

Approval of Departures from Regulatory Standards

Principal Investigator(s): (b)(6), (b)(7)(C)

Protocol #: 01-06-11-03

Protocol Title: Neural Transplantation of Circadian Clock

Full Committee Review Date: 11/13/03

Exemption Approval Date: 11/13/03

Species: Hamster


Number Approved: 450

Description of exemption:

Altered Light Cycle: Housing of Hamsters in complete darkness with no light cycle, or altered light cycle.

Justification: Research aims of this protocol include studying the effects of light cycle on the circadian clock.

See attached pages from the approved protocol.



(b)(6), (b)(7)(C)

Signature of IACUC Chairperson

Date

All redactions on this page are pursuant to (b)(6) & (b)(7)(c).

C. For each individual, describe his/her training and experience relevant to the procedures he/she will perform:

[REDACTED] is the P.I. on this project and has over 20 years experience working with hamsters, mice and rats, as well as with large animals species (sheep). [REDACTED] is co-P.I. and has 13 years of experience working with rodents. Both [REDACTED] and [REDACTED] have direct experience with the procedures, either at the University of Cincinnati or other institutions. [REDACTED] are Neuroscience graduate students who have been working with rodents for 3 and 4 years, respectively, and have been trained in all the described procedures by [REDACTED] and [REDACTED] is a newly hired Research Assistant Professor in Lehman lab. While a graduate student at Rutgers University, she supervised a laboratory course in lab animal science management and techniques. She has experience in handling rodents and carrying out the type of neuroanatomical and behavioral studies described here.

D. For any individuals lacking adequate training and experience, list who will be responsible for training that individual: [REDACTED]

5) A. PI's Office Building and Room Number: Vontz 3316

B. Lab Building and Room Number: Vontz 3220, 3222, 3224, 3226, 3228

C. Animal Procedure Locations (Building and Room Number): MSB R405, R859A, G502

6) Source of Funds: NIH R01 NS35657, NIH R01 DD14413 (pending)

7) Who Administers the Funds? (b)(6), (b)(7)(C) [REDACTED]

8) Provide your reasons for doing the proposed work:

One of the long-term interests of my laboratory is the functional organization of the mammalian circadian system. Ongoing projects represent the continuation of that line of research, which has recently extended into molecular/cellular studies of clock function, circadian rhythms in nociception, and the role of the circadian oscillator in the eye.

Animal Information

9) Provide your rationale for involving animals:

There are at present, no in vitro systems with which to study the behavioral functions of the mammalian circadian clock, located in the suprachiasmatic nucleus (SCN) of the hypothalamus. Indeed, the complexity and heterogeneity of the neuronal circuitry involved makes the use of in vivo models essential for our understanding of the circadian timing system. Since malfunctions of the mammalian circadian system have been implicated in a variety of psychiatric and neurologic disorders, understanding pacemaker mechanisms and the signals by which the clock communicates with the rest of the brain will likely lead to potential clinical applications.

10) Provide your rationale for the selection of each species:

Hamsters, mice and rats exhibit precise and robust circadian rhythms in a wide variety of behavioral and physiological functions, and from our work and that of our colleagues we know a great deal about the anatomy and physiology of the SCN in these species. Each species has also been used for neural transplantation experiments, and stereotaxic coordinates exist both for producing electrolytic lesions of the SCN, and the transplantation of fetal tissue into the ventricular system of the brain. Mutant mice and hamsters (e.g., tau mutant hamster) that exhibit altered circadian rhythms are invaluable as hosts or sources of donor tissue for these experiments since they provide a phenotypic marker for the function of the grafted tissue. Cross-species transplantation of fetal rat tissue into hamster hosts, in conjunction with the use of a donor-specific neurofilament marker, provides a morphological marker for the graft. In addition, transgenic mice that express unique markers (e.g., ROSA 26 mice that express the E.Coli lacz transgene) can also be used as sources of donor tissue, and when used for grafting to wild type mice (C57BL-6) allow us to identify grafted tissue and determine whether graft outgrowth is correlated with recovery of function.

Rhythms in pain sensitivity have been studied with respect to diseases and drug addiction in humans. However, the mechanisms underlying rhythms in pain are largely unknown. Therefore, we will use a mouse model to investigate the circadian control of pain and the neural mechanisms underlying the circadian control of pain. It is suggested that circadian rhythms in pain is connected with the circadian rhythm of opioid peptides. Opioid peptides have been implicated in the regulation of nociception. Therefore, the proposed studies will make use of available mouse models, in particular mice that lack the mu opioid receptor, to study the involvement of opioids in the control of circadian rhythms of pain. The knowledge of occurrence of circadian rhythms of pain in animals will reveal critical information that will lead to a better understanding of stress and post-stress analgesia, and susceptibility to narcotic analgesics.

11) For each species, list the following:

A. Species and breed/stock/strain: Syrian hamsters, Mice (C57BL-6 strain, DBA-2 strain, ROSA26 transgenic strain, mu receptor knockout transgenic), rats (Sprague-Dawley)

B. Source: Charles River (hamsters, rats); Jackson Labs (C57BL-6, DBA-2, ROSA-26 mice); (b)(6), (b)(7)(C) lab, LAMS (mu receptor knockout transgenic mice)

C. Number used/per year: 150 male Syrian hamsters (Charles River), 150 C57BL-6 mice (Jackson Laboratories); 50 DBA-2 mice (Jackson Laboratories), 50 ROSA-26 transgenic mice (Jackson Laboratories), 50 mu-opioid receptor knockout mice (b)(6), (b)(7)(C) laboratory; LAMS), and 50 Sprague-Dawley rats (Charles River).

D. Sex: Hamsters (male, female); Mice (male, female); rats (female)

E. Age or weight range: Hamsters (120-130 g); Mice (25-30 g); Rats (150-200 g)

F. Housing location: Hamsters (R405); Mice (LAMS); Rats (LAMS)

G. Use classification: D

H. Time on study: Hamsters (1 year); Mice (6 months); Rats (7-14 days)

animals in order to be sure of having a sufficient number of successful cases to be able to interpret our results. For example, even with the best of experimental technique, only about 50% of bilateral SCN lesions are later found to be complete and thus produce arrhythmic hosts; this is due to the small size of this nucleus and the fact that even small remnants of the SCN are able to maintain rhythmicity in lesioned mice and hamsters. Thus, for a single study in Year 01, we can expect about 25 animals to have complete SCN lesions and therefore serve as hosts for experimental and control grafts. Previous work in our lab has shown that positive control SCN grafts restore locomotor rhythmicity to approximately 60% of lesioned hosts; hence to achieve a power of 95% with an alpha value of 0.05, will require at least 9 animals/group. Each study will include positive and negative control groups (n=9/group) as well as experimental groups (e.g., in Exp. 2, grafts implanted into the lateral, third and fourth ventricles). Therefore, a minimum of 90 animals (to produce 45 SCN lesioned hosts) will be needed for each study, and we will add animals in Years 02 and 03 until appropriate group sizes are reached. For enucleation studies, variability among individuals in the cellular rhythms we will studying (see below) require approximately 10 animals per group (enucleation at 2 days, 1 and 2 months, and sham controls at 1 and 2 months) to achieve a power of 95% with an alpha value of 0.05.

Husbandry Information

14) Will LAMS/Shriners provide husbandry care for all animals?

(If yes, please delete A-H and skip to question 15.)

No. Hamsters in R405 will be cared for members of the (b)(6), (b)(7)(C)

A. Who will be responsible for the daily care of the animals? (b)(6), (b)(7)(C)

(b)(6), (b)(7)(C)

B. Where will the animals be housed?

Animals for these studies will be housed in either Room R405 or R859A. For circadian studies, animals need to be maintained undisturbed under constant dim illumination so that their circadian (daily) rhythms can be continuously recorded for periods of several months. To accomplish this, and yet still be able to check animals daily and clean their cages regularly, animals and their cages will be housed in the inner room of two connected rooms (R405), together comprising a "double darkroom". For breeding and observations under a defined light:dark cycle, animals will be housed in R859A. In our circadian studies to monitor multiple behavioral and physiological rhythms (activity, drinking, body temperature, heart rate) under constant conditions will require the use of radiotelemetry devices. The details of the type of housing required follows in C, and the surgical implantation of telemetry devices is described in section 21).

Given the limited availability of double darkrooms, multiple species (hamsters and mice) will be housed in the same room; mice will be housed in a static microisolator within this room (R405). Animals are checked daily and on weekends by remote monitoring of their activity, body temperature, heart rate, and drinking, using the telemetry devices and sensors described below, and a record is kept of each animal and reported to LAMS.

C. What type of caging will be used?

University of Cincinnati
Institutional Animal Care and Use Committee

Approval of Departures from Regulatory Standards

Principal Investigator(s): (b)(6), (b)(7)(C)

Protocol #: 02-11-25-01

Protocol Title: Hemodynamic Changes in Twin to Twin Transfusions

Full Committee Review Date: 11/13/03

Exemption Approval Date: 11/13/03

Species: Sheep

Number Approved: 75

Description of exemption: Housing Cart (30"x60"), less than USDA recommend Space

Justification: Cart is designed to protect instrumentation and catheters.

See attached pages from the approved protocol.

(b)(6), (b)(7)(C)

Signature of IACUC Chairperson

Date

- 24b. What analgesic will be used? Buprenorphine HCl, (Buprenex).
- 24c. What dose and route of administration will be used? 0.005 - 0.01 mg/kg IM.
- 24d. How frequently will the analgesic be given?
On the day of surgery, immediately prior to surgery, again post-op (not within 4 hrs of pre-op dose) Subsequent administration will occur as needed. (see Section 24f)
- 24e. How long will the analgesics be administered? Immediately post-op and then as needed.
- 24f. How will the animal(s) pain and distress be monitored to ensure that the analgesic is effective?
Food and water intake, guarding of incision site, grinding of teeth, lack of mobility, ability to stand, and the incision site condition.
25. Will other experimental, prophylactic, or therapeutic drugs be used? YES
- 25a. What drug(s) will be used and why?
Penicillin and Ampicillin will be used for antibiotic prophylaxis.
- 25b. List the dose, route of administration, and frequency.
Penicillin; 10,000 to 20,000 units/kg IM given the day of surgery and daily for 3 days post-operatively.
Ampicillin; 1 gram to amniotic fluid sac the day of surgery.
26. Will any prescription drugs (including controlled substances) be purchased through LAMS?
Sodium Pentobarbital, Valium, Buprenex, Socumb.
27. What type(s) and degrees of pain and distress are the animals likely to experience as a result of this project?
There will be minor post surgical discomfort controlled with analgesics. There will be no stress or pain during the actual recording period which will last no more than 120 min. hat signs of pain and distress will be used as criteria for euthanasia and early removal from the study? Although these signs rarely occur the veterinary staff will supervise need for euthanasia based on immobility, prolonged lack of food and water intake or urine and stool production, untreatable infection, lameness, respiratory distress/cyanosis, fetal death, hemorrhage, and peritonitis.
29. Will food or water be withheld as part of this study? YES
- 29a. Why will food and water be withheld? Pre-operative fasting
- 29b. How long will food and water be withheld? Food and water for 17hours.
- 29c. How and how often will the animals be monitored to ensure that they do not become dehydrated or malnourished? Twice daily monitoring of food and water intake by LAMS and OB/GYN personnel.
30. Will the animals be used for multiple blood or tissue collections? (If no, skip to question 31.) Yes
- 30a. List the collection method: Sterile blood collection via indwelling catheters for blood gases.
- 30b. List the frequency of collection: on gestational days (GD) 116, 117, 118, 119, 120, 124, 127, 131, 134, 137 and 138
- 30c. What is the maximum amount of each collection? Maternal blood 6-8 ml/time and fetal 4-6 ml/time
31. Will the animals be restrained as part of this project? YES, in a 10 sq foot cage (normal space is 15 - 20 sq ft based on UDSA and AAALAC rules) and again with a harness during recording periods which will last less than 2 hours during which time the sheep will be allowed to move its head and drink and eat, but not be able to turn around.
- 31a. Why will restraint be used? Cage restraint will be utilized to prevent the sheep from damaging it's catheters and flowprobes and other equipment during the study period that would cause early termination of the study animal.
- 31b. Describe the method of restraint: The cages themselves are designed to be narrow enough to prevent the sheep from turning around to chew on their own instrumentation or the instrumentation of other in-house sheep and are thus considered a passive form of restraint in terms of minimum floor space requirements. The cages do not result in any other form of restraint. A standard livestock halter is used ONLY during actual

experimentation (<2 hrs/day) and is tied to the cart frame to prevent the sheep from damaging instrumentation exposed during actual experimentation.

31c. How frequently will the animal be restrained? on gestational days (GD) 116, 117, 118, 119, 120, 124, 127, 131, 134, 137 and 138

31d. What will be the maximum duration of restraint? Approximately 2 hours.

32. Will hazardous agent be used as part of this project? YES

32a. List the hazardous agents: 70% ethanol, isoflurane

32b. For chemical agents, where will the MSDS sheets be stored? Room 107 French East

32c. Describe procedures for personnel protection:

Ethanol is stored in the chemical fume hood. Isoflurane is exhausted through a scavenger and then to the air outside. The sheep facility is a separate secured access facility with a separate air handling system.

32d. Will medical surveillance of personnel be needed? YES

32e. Will environmental monitoring be needed? NO

32f. Will hazardous or regulated waste materials be generated? YES.

All disposable items in contact with sheep tissue and/or blood products will be disposed of in a clearly labeled and approved biohazard container that is then removed by the Dept. of Environmental Safety and incinerated.

32g. Are any of the hazardous agents to be used on the CDC's Select Agents List? NO

33. For euthanasia, list the following for each species:

33a. How will the animals be euthanized? Euthanasia solution injection (Socumb).

33b. If drugs will be used, list drug, dose, and route of administration: Socumb, 200 mg/kg. intravenous

33c. Is this method in agreement with the recommendations of the AVMA panel on Euthanasia? YES

33d. How will you ensure that the animals cannot recover? Open pneumothorax upon necropsy.

University of Cincinnati
Institutional Animal Care and Use Committee

Approval of Departures from Regulatory Standards

Principal Investigator(s): (b)(6), (b)(7)(C)

Protocol #: 02-11-26-02

Protocol Title: Development of Fetal Surgery Methods: Laser Photocoagulation of Placental Vessels

Full Committee Review Date: 11/13/03

Exemption Approval Date: 11/13/03

Species: Sheep

Number Approved: 30

Description of exemption: Housing Cart (30"x60"), less than USDA recommend Space

Justification: Cart is designed to protect instrumentation and catheters.

See attached pages from the approved protocol.

(b)(6), (b)(7)(C)

Signature of IACUC Chairperson

Date

27. What type(s) and degrees of pain and distress are the animals likely to experience as a result of this project? There will be minor post surgical discomfort controlled with analgesics.

28. What signs of pain and distress will be used as criteria for euthanasia and early removal from the study? Immobility, prolonged lack of food and water intake or urine and stool production, untreatable infection, lameness, respiratory distress/cyanosis, fetal death, hemorrhage, and peritonitis as determined daily by LAMS veterinarians.

29. Will food or water be withheld as part of this study? YES food only.
(If no, skip to question 30.)

29a. Why will food and water be withheld? To prevent regurgitation and bloating during surgery.

29b. How long will food and water be withheld? Food for 17 hours pre-op no restrictions on water.

29c. How and how often will the animals be monitored to ensure that they do not become dehydrated or malnourished? Twice daily monitoring of food and water intake by LAMS and OB/GYN personnel.

30. Will the animals be used for multiple blood or tissue collections? (If no, skip to question 31.)
Yes

30a. List the collection method. Blood collection via indwelling catheter.

30b. List the frequency of collection. Once daily

30c. What is the maximum amount of each collection? 1 ml fetal blood/day

31. Will the animals be restrained as part of this project YES, in a 10 sq foot cage (normal space is 15 - 20 sq ft based on UDSA and AAALAC rules) animals can lay down normally in these cages and turn around which they do frequently. When blood gases or blood pressure is measured animals are placed in a live stock harness but can still its head and drink and eat, but not be able to turn around. This done to prevent the animal from damaging the catheters which exit its body. In this surgical model animals would only be in the harness for less than 30 minutes.

(If no, skip to question 32.)

31a. Why will restraint be used? To perform surgery as described in Sec. 21a. To prevent damage to instrumentation.

- 31b. Describe the method of restraint. The mobile carts used to house the sheep are considered a passive form of restraint as they are narrow enough to prevent the sheep from turning around to chew on their own catheters or that of other in-house sheep but do not inhibit any other behavior.
- 31c. How frequently will the animal be restrained? Sheep are in mobile carts for the duration of their stay in the lab.
- 31d. What will be the maximum duration of restraint? <10 days.
32. Will hazardous agent be used as part of this project? YES
(If not, skip to question 33.)
- 32a. List the hazardous agents: 70% ethanol, isoflurane
- 32b. For chemical agents, where will the MSDS sheets be stored? Room 107 French East
- 32c. Describe procedures for personnel protection: Ethanol is stored in the chemical fume hood. Isoflurane is exhausted through a scavenger and then to the air outside. The sheep facility is a separate secured access facility with a separate air handling system.
- 32d. Will medical surveillance of personnel be needed? NO
- 32e. Will environmental monitoring be needed? NO
- 32f. Will hazardous or regulated waste materials be generated? YES.
All disposable items in contact with sheep tissue and/or blood products will be disposed of in a clearly labeled and approved biohazard container that is then removed by the Dept. of Environmental Safety and incinerated.
- 32g. Are any of the hazardous agents to be used on the CDC's Select Agents List? NO
33. For euthanasia, list the following for each species:
- 33a. How will the animals be euthanized? Euthanasia solution injection (Socumb).
- 33b. If drugs will be used, list drug, dose, and route of administration:
Socumb, 200 mg/kg, intravenous
- 33c. Is this method in agreement with the recommendations of the AVMA panel on Euthanasia? YES If not, provide justification.
- 33d. How will you ensure that the animals cannot recover? After cessation of breathing and heart beat via Socumb injection, animal will have an open pneumothorax upon necropsy.

University of Cincinnati
Institutional Animal Care and Use Committee

Approval of Departures from Regulatory Standards

Principal Investigator(s): (b)(6), (b)(7)(C)

Protocol #: 03-01-03-02

Protocol Title: Mechanisms of Fetal Growth

Full Committee Review Date: 11/13/03

Exemption Approval Date: 11/13/03

Species: Sheep

Number Approved: 96

Description of exemption: Housing Cart (30"x60"), less than USDA recommend
Space

Justification: Cart is designed to protect instrumentation and catheters.

See attached pages from the approved protocol.

(b)(6), (b)(7)(C)

Signature of IACUC Chairperson

Date

31. Will the animals be restrained as part of this project? YES
(If no, skip to question 32.)
- 31a. Why will restraint be used? To prevent the sheep from turning around and damaging instrumentation during recording periods.
- 31b. Describe the method of restraint Animals will be restrained via a live stock harness which allows them free access to water and food and only prevents them from turning around in the cage.
- 31c. How frequently will the animal be restrained? Once daily to record hemodynamic parameters and obtain fetal blood gas sample. For a period of approximately 45-60 minutes.
- 31d. What will be the maximum duration of restraint? Animals will be maintained in carts from the time of receipt until the completion of the study. This time varies due to differences in the time in house prior to the study.
32. Will hazardous agent be used as part of this project? YES
(If not, skip to question 33.)
- 32a. List the hazardous agents: 70% ethanol, isoflurane.
- 32b. For chemical agents, where will the MSDS sheets be stored? Room 107c, French East
- 32c. Describe procedures for personnel protection: Ethanol is stored in the chemical fume hood. Isoflurane is exhausted through a scavenger and then to the air outside. The sheep facility is a separate secured access facility with a separate air handling system.
- 32d. Will medical surveillance of personnel be needed? NO
- 32e. Will environmental monitoring be needed? NO
- 32f. Will hazardous or regulated waste materials be generated? YES.
All disposable items in contact with sheep tissue and/or blood products will be disposed of in a clearly labeled and approved biohazard container that is then removed by the Dept. of Environmental Safety and incinerated.
- 32g. Are any of the hazardous agents to be used on the CDC's Select Agents List? NO

University of Cincinnati
Institutional Animal Care and Use Committee

Approval of Departures from Regulatory Standards

Principal Investigator(s): (b)(6), (b)(7)(C)

Protocol #: 03-01-03-03

Protocol Title: Effects of Drugs on Mother and Fetus

Full Committee Review Date: 11/13/03

Exemption Approval Date: 11/13/03

Species: Sheep

Number Approved: 90

Description of exemption: Housing Cart (30"x60"), less than USDA recommend
Space

Justification: Cart is designed to protect instrumentation and catheters.

See attached pages from the approved protocol.

(b)(6), (b)(7)(C)

Signature of IACUC Chairperson

Date

- 29a. Why will food and water be withheld? Prevent regurgitation & bloating during surgery.
- 29b. How long will food and water be withheld? Food will be withheld for 24 hours pre-op with no restrictions on water.
- 29c. How and how often will the animals be monitored to ensure that they do not become dehydrated or malnourished? Twice daily monitoring of food and water intake by LAMS and OB/GYN personnel.
30. Will the animals be used for multiple blood or tissue collections? (If no, skip to question 31.)
YES
- 30a. List the collection method: Blood or urine collection via indwelling catheters.
- 30b. List the frequency of collection: Maternal: 2 or 3 times per week.
Fetal: blood once daily to assess fetal well-being.
- 30c. What is the maximum amount of each collection?
Maternal blood: 8 ml/day for a period of 30 days (not to exceed 6.6 ml/kg over a 30 day period).
Fetal blood : 2-4 ml/day for blood gas assessment for 30 days (not to exceed 6.6 ml/kg of estimated fetal body weight over a 30 day period).
31. Will the animals be restrained as part of this project? YES
(If no, skip to question 32.)
- 31a. Why will restraint be used? To prevent the sheep from damaging their own or others' instrumentation.
- 31b. Describe the method of restraint. Sheep will be housed in movable stainless steel carts (30"X 60"). Carts have a wire grate bottom and removable refuse pans that are changed daily by DLAM staff technicians.
- 31c. How frequently will the animal be restrained?

The animal will be placed in a cage prior to the study for acclimation and will stay there for the duration of the study. Additionally, once daily the animals head will be put in a livestock halter for 15-30 minutes so it cannot turn around so fetal blood gas sample can be obtained. During experimental studies the animals will be placed in a halter for a period of approximately 4 hours during which time they can eat and drink.
- 31d. What will be the maximum duration of restraint?

Animals will be maintained in carts from the time of receipt until the completion of the study. Additional restraint will occur via a halter for the first seven days after instrumentation for a period of 5-15 minutes to determine fetal viability and blood gases and finally animals will be restricted via a livestock halter for periods of approximately 4 hours 3 to 4 times a week during studies in which pharmacological agents are being evaluated. During this period they have access to food and water.

32. Will hazardous agent be used as part of this project? YES
(If not, skip to question 33.)
- 32a. List the hazardous agents: 70% ethanol, isoflurane.
- 32b. For chemical agents, where will the MSDS sheets be stored? Room 107c, French East
- 32c. Describe procedures for personnel protection: Ethanol is stored in the chemical fume hood. Isoflurane is exhausted through a scavenger and then to the air outside. The sheep facility is a separate secured access facility with a separate air handling system.
- 32d. Will medical surveillance of personnel be needed? NO
- 32e. Will environmental monitoring be needed? NO
- 32f. Will hazardous or regulated waste materials be generated? YES.
All disposable items in contact with sheep tissue and/or blood products will be disposed of in a clearly labeled and approved biohazard container that is then removed by the Dept. of Environmental Safety and incinerated.
- 32g. Are any of the hazardous agents to be used on the CDC's Select Agents List? NO
33. For euthanasia, list the following for each species:
- 33a. How will the animals be euthanized? Euthanasia solution injection.
- 33b. If drugs will be used, list drug, dose, and route of administration:
Sodium pentobarbital euthanizing solution, (200 mg/kg), intravenous
- 33c. Is this method in agreement with the recommendations of the AVMA panel on Euthanasia? YES If not, provide justification.
- 33d. How will you ensure that the animals cannot recover? After cessation of breathing and heartbeat via Socumb injection, animal will have an open pneumothorax upon necropsy.

University of Cincinnati
Institutional Animal Care and Use Committee

Approval of Departures from Regulatory Standards

Principal Investigator(s): (b)(6), (b)(7)(C)

Protocol #: 03-01-03-04

Protocol Title: Hypertension in Pregnancy

Full Committee Review Date: 11/13/03

Exemption Approval Date: 11/13/03

Species: Sheep

Number Approved: 96

Description of exemption: Housing Cart (30"x60"), less than USDA recommend
Space

Justification: Cart is designed to protect instrumentation and catheters.

See attached pages from the approved protocol.

(b)(6), (b)(7)(C)

Signature of IACUC Chairperson

Date

- 25b. List the dose, route of administration, and frequency.
 Penicillin; 10,000 – 20,000 units/kg once a-day, intramuscular the day before surgery, the day of surgery and 3 days post-operatively to the ewe.
 Ampicillin; 1 gram to amniotic fluid sac the day of abdominal surgery.
26. Will any prescription drugs (including controlled substances) be purchased through LAMS?
 If so, list which drugs. Sodium Pentobarbital, Valium, Socumb.
27. What type(s) and degrees of pain and distress are the animals likely to experience as a result of this project? There will be postsurgical discomfort controlled with analgesics.
28. What signs of pain and distress will be used as criteria for euthanasia and early removal from the study? Although these signs rarely occur the veterinary staff will supervise need to euthanasia based on immobility, prolonged lack of food and water intake or urine and stool production, untreatable infection, lameness, respiratory distress/cyanosis, fetal death, hemorrhage, peritonitis, renal disease or failure and inability to perform normal bodily functions.
29. Will food or water be withheld as part of this study? Yes, food and water.
 (If no, skip to question 30.)
- 29a. Why will food and water be withheld? Prevent regurgitation & bloating during surgery.
- 29b. How long will food and water be withheld? Food and water will be withheld for 1 day (24 hours).
- 29c. How and how often will the animals be monitored to ensure that they do not become dehydrated or malnourished? Twice daily monitoring of food and water intake by LAMS and OB/GYN personnel.
30. Will the animals be used for multiple blood or tissue collections? (If no, skip to question 31.)
 YES
- 30a. List the collection method: Blood or urine collection via indwelling catheters.
- 30b. List the frequency of collection: Maternal: 2 or 3 times per week.
 Fetal: blood once daily to assess fetal well-being.
- 30c. What is the maximum amount of each collection?
 Maternal: blood 6.6 ml/kg per 2-week period.
 Fetal: 1 ml/day for blood gas assessment.
31. Will the animals be restrained as part of this project? YES
 (If no, skip to question 32.)

- 31a. Why will restraint be used? To prevent the sheep from damaging their own or others' instrumentation.
- 31b. Describe the method of restraint. Sheep will be housed in movable stainless steel carts (30"X 60"). Carts have a wire grate bottom and removable refuse pans that are changed daily by DLAM staff technicians.
- 31c. How frequently will the animal be restrained? For the duration of the study including the initial acclimation period. Additionally, once daily to obtain a fetal blood gas sample for a period of 15-30 minutes.
- 31d. What will be the maximum duration of restraint? Animals will be maintained in carts from the time of receipt until the completion of the study. This time varies due to differences in the time in house prior to the study.
32. Will hazardous agent be used as part of this project? YES
(If not, skip to question 33.)
- 32a. List the hazardous agents: 70% ethanol, isoflurane.
- 32b. For chemical agents, where will the MSDS sheets be stored? Room 107c, French East
- 32c. Describe procedures for personnel protection: Ethanol is stored in the chemical fume hood. Isoflurane is exhausted through a scavenger and then to the air outside. The sheep facility is a separate secured access facility with a separate air handling system.
- 32d. Will medical surveillance of personnel be needed? NO
- 32e. Will environmental monitoring be needed? NO
- 32f. Will hazardous or regulated waste materials be generated? YES.
All disposable items in contact with sheep tissue and/or blood products will be disposed of in a clearly labeled and approved biohazard container that is then removed by the Dept. of Environmental Safety and incinerated.
- 32g. Are any of the hazardous agents to be used on the CDC's Select Agents List? NO
33. For euthanasia, list the following for each species:
- 33a. How will the animals be euthanized? Euthanasia solution injection (Socumb).
- 33b. If drugs will be used, list drug, dose, and route of administration:
Socumb, 200 mg/kg, intravenous

University of Cincinnati
Institutional Animal Care and Use Committee

Approval of Departures from Regulatory Standards

Principal Investigator(s): (b)(6), (b)(7)(C)

Protocol #: 03-05-22-01

Protocol Title: Hormonal Modulation of the Cardiovascular System

Full Committee Review Date: 11/13/03

Exemption Approval Date: 11/13/03

Species: Sheep

Number Approved: 90

Description of exemption: Housing Cart (30"x60"), less than USDA recommend Space

Justification: Cart is designed to protect instrumentation and catheters.

See attached pages from the approved protocol.

(b)(6), (b)(7)(C)

Signature of IACUC Chairperson

Date

- 30a. List the collection method: Via indwelling catheters in aorta & vena cava.
- 30b. List the frequency of collection: 2 or 3 times per week
- 30c. What is the maximum amount of each collection? 6.6 ml/kg per 2-week period.
31. Will the animals be restrained as part of this project? YES
(If no, skip to question 32.)
- 31a. Why will restraint be used? To prevent damage to catheters and flowprobes during blood sampling and/or experimentation period while attached to measurement instrumentation.
- 31b. Describe the method of restraint: Sheep will be housed in movable stainless steel carts (30"X 60"). Carts have a wire grate bottom and removable refuse pans that are changed daily by DLAM staff technicians.
- 31c. How frequently will the animal be restrained? For the duration of the study including the initial acclimation period.
- 31d. What will be the maximum duration of restraint? Animals will be maintained in carts from the time of receipt until the completion of the study. This time varies due to differences in the time in house prior to the study.
32. Will hazardous agent be used as part of this project? YES
(If not, skip to question 33.)
- 32a. List the hazardous agents: 70% ethanol, isoflurane.
- 32b. For chemical agents, where will the MSDS sheets be stored? Room 107c, French East
- 32c. Describe procedures for personnel protection: Ethanol is stored in the chemical fume hood.
Isoflurane is exhausted through a scavenger and then to the air outside.
The sheep facility is a separate secured access facility with a separate air handling system.

012

UNITED STATES DEPARTMENT OF AGRICULTURE ANIMAL AND PLANT HEALTH INSPECTION SERVICE ANNUAL REPORT OF RESEARCH FACILITY (TYPE OR PRINT)	1. REGISTRATION NO. 31-R-0028	CUSTOMER NO. 234	FORM APPROVED OMB NO. 0579-0036
2. HEADQUARTERS RESEARCH FACILITY (Name and Address, as registered with USDA, include Zip Code) CASE WESTERN RESERVE UNIVERSITY 10900 EUCLID AVE CLEVELAND, OH 44106 (216) 368-4432			

3. REPORTING FACILITY (List all locations where animals were housed or used in actual research, testing, teaching, or experimentation, or held for these purposes. Attach additional sheets if necessary.)

FACILITY LOCATIONS(sites)	
See Attached Listing	
Case Western Reserve	
Metro Health Medical	

REPORT OF ANIMALS USED BY OR UNDER CONTROL OF RESEARCH FACILITY (Attach additional sheets if necessary or use APHIS FORM 7023A)

A. Animals Covered By The Animal Welfare Regulations	B. Number of animals being bred, conditioned, or held for use in teaching, testing, experiments, research, or surgery but not yet used for such purposes.	C. Number of animals upon which teaching, research, experiments, or tests were conducted involving no pain, distress, or use of pain-relieving drugs.	D. Number of animals upon which experiments, teaching, research, surgery, or tests were conducted involving accompanying pain or distress to the animals and for which appropriate anesthetic, analgesic, or tranquilizing drugs were used.	E. Number of animals upon which teaching, experiments, research, surgery or tests were conducted involving accompanying pain or distress to the animals and for which the use of appropriate anesthetic, analgesic, or tranquilizing drugs would have adversely affected the procedures, results, or interpretation of the teaching, research, experiments, surgery, or tests. (An explanation of the procedures producing pain or distress in these animals and the reasons such drugs were not used must be attached to this report)	F. TOTAL NO. OF ANIMALS (Cols. C + D + E)
4. Dogs	24	11	212	50	273
5. Cats	5	0	0	0	0
6. Guinea Pigs	41	154	436	25	615
7. Hamsters	20	0	0	83	83
8. Rabbits	70	29	751	0	780
9. Non-Human Primates	0	0	0	0	0
10. Sheep	0	0	0	0	0
11. Pigs	16	0	244	14	258
12. Other Farm Animals	2	0	7	0	7
Goat	4	0	6	0	6
13. Other Animals			0	0	0
Chinchilla	13	0	104	0	104
Ferret	0	0	0	0	0

ASSURANCE STATEMENTS

- 1) Professionally acceptable standards governing the care, treatment, and use of animals, including appropriate use of anesthetic, analgesic, and tranquilizing drugs, prior to, during, and following actual research, teaching, testing, surgery, or experimentation were followed by this research facility.
- 2) Each principal investigator has considered alternatives to painful procedures.
- 3) This facility is adhering to the standards and regulations under the Act, and it has required that exceptions to the standards and regulations be specified and explained by the principal investigator and approved by the Institutional Animal Care and Use Committee (IACUC). A summary of all the exceptions is attached to this annual report. In addition to identifying the IACUC-approved exceptions, this summary includes a brief explanation of the exceptions, as well as the species and number of animals affected.
- 4) The attending veterinarian for this research facility has appropriate authority to ensure the provision of adequate veterinary care and to oversee the adequacy of other aspects of animal care and use.

CERTIFICATION BY HEADQUARTERS RESEARCH FACILITY OFFICIAL (Chief Executive Officer or Legally Responsible Institutional official)		
SIGNATURE OF	is true, correct, and complete (7 U.S.C. Section 2143) NAME & TITLE OF C.E.O. OR INSTITUTIONAL OFFICIAL (Type or Print)	DATE SIGNED
		11/19/04

103

APHIS Form 7023 Site List

The following sites have been reported by the facility.

Registration Number: 31-R-0028
Customer Number: 234
Facility: CASE WESTERN RESERVE UNIVERSITY
10900 EUCLID AVE
CLEVELAND, OH 44106
(216) 368-4432

CASE WESTERN RESERVE UNIVERSITY
MEDICAL SCHOOL
10900 EUCLID AVE
CLEVELAND, OH 44106

CLEVELAND CLINIC FOUNDATION
9500 EUCLID AVE
CLEVELAND, OH 44195

RAVENS GLENN FARM
2604 PINE GLENN FARM
PULASKI, PA 16143

Metrohealth Medical Center
2500 Metrohealth Drive
Cleveland, Ohio 44109

Column E Explanation

This form is intended as an aid to completing the column E explanation. It is not an official form and its use is voluntary. Names, addresses, protocols, veterinary care programs, and the like are not required as part of an explanation. A Column E explanation must be written so as to be understood by lay persons as well as scientists.

1. **Registration number: 31-R-0028**
2. **Number of animals used in this study: 13**
3. **Species (common name) of animals used in this study: pig**
4. **Explain the procedure producing pain and/or distress.**

The purpose of this study involves the elucidation of metabolic alterations that occur in neonatal sepsis (infection). Young pigs instrumented with arterial and venous catheters implanted under general anesthesia and followed by post operative analgesia are used as the experimental model. The study is classified as Category E because after 4-7 days of surgical recovery, endotoxin is administered to conscious pigs to simulate physiologic conditions of sepsis. The nonlethal dose of endotoxin causes fever and malaise that persists for several hours.

5. **Provide scientific justification why pain and/or distress could not be relieved. State methods or means used to determine than pain and/or distress would interfere with test results.**

Anesthetics, analgesics and antipyretics may not be used to mitigate the fever and malaise induced by the endotoxin administration as they would alter the physiologic parameters assessed in this study.

6. **What, if any, federal regulations require this procedure? Cite the agency, the code of Federal Regulations (CFR) title number and the specific section number.**

N/A

1. **Registration number: 31-R-0028**
2. **Number of animals used in this study: 1**

3. Species (common name) of animals used in this study: pig

4. Explain the procedure producing pain and/or distress.

This aim of this study is to develop and perfect Magnetic Resonance (MR) guided thermal ablation of the lumbar spine as a human clinical therapeutic modality to treat malignancy of the spine. This study was retrospectively classified as Category E due to observation of post operative distress and paralysis in one pig noted upon recovery from anesthesia. Analgesia was administered but did not relieve the distress of the posterior paralysis. This pig was euthanized.

5. Provide scientific justification why pain and/or distress could not be relieved. State methods or means used to determine than pain and/or distress would interfere with test results.

In order to delineate the safe limits of this treatment modality under which human vertebral ablation may be performed investigators needed to determine the maximum size of an ablation. Pain relief modalities were unable to relieve the paralyzed pig's distress. However, once this information was determined in one pig, no further MR ablations of this magnitude were performed and subsequent pigs did well with postoperative pain and distress alleviated.

6. What, if any, federal regulations require this procedure? Cite the agency, the code of Federal Regulations (CFR) title number and the specific section number.

N/A

1. Registration number: 31-R-0028

2. Number of animals used in this study: 50

3. Species (common name) of animals used in this study: dog

4. Explain the procedure producing pain and/or distress.

Implantation of cardiac pacemaker and pacing to achieve congestive heart failure. Surgery is well tolerated by animals but some animals develop evidence of congestive hart failure, including dyspnea, edema, and decreased appetite. The terminal study must be performed using a heart remodeled by congestive heart failure. Signs of severe congestive heart failure are an indication to perform a terminal hemodynamic study.

- 5. Provide scientific justification why pain and/or distress could not be relieved. State methods or means used to determine than pain and/or distress would interfere with test results.**

Although surgical and post surgical pain from the pacemaker implantation are relieved appropriately with general anesthesia and analgesia and endpoints to limit distress from fulminant heart failure are in place, this study is classified as Category E because all distress associated with the development of a significant level of cardiac failure cannot be prevented. Achievement of a significant level of heart failure is required to induce the cardiac remodeling and physiologic alterations that are the objectives of this study. Drugs used to limit the degree of heart failure may not be used as they would interfere with these objectives.

- 6. What, if any, federal regulations require this procedure? Cite the agency, the code of Federal Regulations (CFR) title number and the specific section number.**

-
- 1. Registration number: 31-R-0028**

- 2. Number of animals used in this study: 25**

- a. **Species (common name) of animals used in this study: guinea pig**

- 3. Explain the procedure producing pain and/or distress.**

The guinea pigs develop fungal septicemia on intravenous inoculation of *Aspergillus fumigatus* that leads to dissemination in various internal organs. This model is used to test the efficacy of new antifungal drugs. Untreated control guinea pigs may develop clinical features of infection. Treated animals may have no signs of infection.

- 4. Provide scientific justification why pain and/or distress could not be relieved. State methods or means used to determine than pain and/or distress would interfere with test results.**

Knowledge gained from these studies is crucial in evaluating the efficacy of the antifungal agent tested. Pain and distress from fulminant infection cannot be pharmacologically relieved without altering the outcome of the study and ability to determine the efficacy of the tested drug. Criteria for interventional euthanasia of severely ill guinea pigs have been established and are

described below. Guinea pigs are examined twice a day with the following criteria used as indicators for interventional euthanasia:

- a. Rough hair coat, hunched posture, lethargy or permanent recumbancy.

Any condition interfering with eating or drinking, e.g., difficulty in ambulation (including ataxia).

5. **What, if any, federal regulations require this procedure? Cite the agency, the code of Federal Regulations (CFR) title number and the specific section number.**
-

1. **Registration number: 31-R-0028**

2. **Number of animals used in this study: 83**

3. **Species (common name) of animals used in this study: hamster**

4. **Explain the procedure producing pain and/or distress.**

Hamsters are infected with the scrapie prion protein and observed for the development of neurodegenerative disease.

5. **Provide scientific justification why pain and/or distress could not be relieved. State methods or means used to determine than pain and/or distress would interfere with test results.**

The study requires analysis of brain tissue taken from animals in the terminal stages of spongiform encephalopathy. No palliative treatment is available for spongiform encephalopathy. Animals are checked daily after the onset of symptoms. Animals ultimately lose the ability to move and feed themselves. Criteria for interventional euthanasia of severely ill hamsters have been established. Animals unable to ambulate and/or feed are euthanized.

6. **What, if any, federal regulations require this procedure? Cite the agency, the code of Federal Regulations (CFR) title number and the specific section number.**
-

UNITED STATES DEPARTMENT OF AGRICULTURE
ANIMAL AND PLANT HEALTH INSPECTION SERVICE

1. CERTIFICATE NUMBER: 31-R-0029
CUSTOMER NUMBER: 235

FORM APPROVED
OMB NO. 0579-0036

ANNUAL REPORT OF RESEARCH FACILITY
(TYPE OR PRINT)

Miami University Oast
102 Roudebush Hall
Oxford, OH 45056

Telephone: (513)-529-5435

OCT 21 2004

3. REPORTING FACILITY (List all locations where animals were housed or used in actual research, testing, or experimentation, or held for these purposes. Attach additional sheets if necessary)

FACILITY LOCATIONS (Sites) - See Attached Listing

REPORT OF ANIMALS USED BY OR UNDER CONTROL OF RESEARCH FACILITY (Attach additional sheets if necessary or use APHIS Form 7023A)

A. Animals Covered By The Animal Welfare Regulations	B. Number of animal being bred, conditioned, or held for use in teaching, testing, experiments, research, or surgery but not ye used for such purposes.	C. Number of animals upon which teaching, research, experiments, or tests were conducted involving no pain, distress, or use o pain-relieving drugs.	D. Number of animals upon which experiments, teaching, research, surgery, or tests were conducted involving accompanying pain or distress to the animals an for which appropriate anesthetic, analgesic, or tranquilizing drugs were used.	E. Number of animals upon which teaching, experiments, research, surgery or tests were conducted involving accompanying pain or distress to the animals and for wh the use of appropriate anesthetic, analgesic, or tranquiliz drugs would have adversely affected the procedures, res or interpretation of the teaching, research, experiments, surgery, or tests. (An explanation of the procedures producing pain or distress in these animals and the reas such drugs were not used must be attached to this report	F. TOTAL NUMBER OF ANIMALS (COLUMNS C + D + E)
4. Dogs					
5. Cats					
6. Guinea Pigs					
7. Hamsters					
8. Rabbits	17		42		59
9. Non-human Primates					
10. Sheep					
11. Pigs					
12. Other Farm Animals					
13. Other Animals					
Meadow Voles			304		304
House Mice			1,800		1,800
pine voles			480		480
prarie voles			1,440		1,440

ASSURANCE STATEMENTS

- 1) Professionally acceptable standards governing the care, treatment, and use of animals, including appropriate use of anesthetic, analgesic, and tranquilizing drugs, prior to, during, and following actual rese teaching, testing, surgery, or experimentation were followed by this research facility.
- 2) Each principal investigator has considered alternatives to painful procedures.
- 3) This facility is adhering to the standards and regulations under the Act, and it has required that exceptions to the standards and regulations be specified and explained by the principal investigator and ap Institutional Animal Care and Use Committee (IACUC). A summary of all such exceptions is attached to this annual report. In addition to identifying the IACUC-approved exceptions, this summary inc brief explanation of the exceptions, as well as the species and number of animals affected.
- 4) The attending veterinarian for this research facility has appropriate authority to ensure the provision of adequate veterinary care and to oversee the adequacy of other aspects of animal care and use.

CERTIFICATION BY HEADQUARTERS RESEARCH FACILITY OFFICIAL
(Chief Executive Officer or Legally Responsible Institutional Official)

NAME & TITLE OF C.E.O. OR INSTITUTIONAL OFFICIAL (Type or Print)

DATE SIGNED

10/12/04

(This is obsolete.)

UNITED STATES DEPARTMENT OF AGRICULTURE
ANIMAL AND PLANT HEALTH INSPECTION SERVICE

1. REGISTRATION NO.

FORM APPROVED
OMB NO. 0579-0036

CONTINUATION SHEET FOR ANNUAL REPORT
OF RESEARCH FACILITY
(TYPE OR PRINT)

2. HEADQUARTERS RESEARCH FACILITY (Name and Address, as registered with USDA include Zip Code)

REPORT OF ANIMALS USED BY OR UNDER CONTROL OF RESEARCH FACILITY (Attach additional sheets if necessary or use this form.)

A. Animals Covered By The Animal Welfare Regulations ----- 12. &/OR 13. Other (List by species)	B. Number of animals being bred, conditioned, or held for use in teaching, testing, experiments, research, or surgery but not yet used for such purposes.	C. Number of animals upon which teaching, research, experiments, or tests were conducted involving no pain, distress, or use of pain-relieving drugs.	D. Number of animals upon which experiments, teaching, research, surgery, or tests were conducted involving accompanying pain or distress to the animals and for which appropriate anesthetic, analgesic, or tranquilizing drugs were used.	E. Number of animals upon which teaching, experiments, research, surgery or tests were conducted involving accompanying pain or distress to the animals and for which the use of appropriate anesthetic, analgesic, or tranquilizing drugs would have adversely affected the procedures, results, or interpretation of the teaching, research, experiments, surgery, or tests. (An explanation of the procedures producing pain or distress in these animals and the reasons such drugs were not used must be attached to this report).	F. TOTAL NO. OF ANIMALS (Cols. C + D + E)
white footed mous		9			9

ASSURANCE STATEMENTS

- 1) Professionally acceptable standards governing the care, treatment, and use of animals, including appropriate use of anesthetic, analgesic, and tranquilizing drugs, prior to, during, and following actual research, teaching, testing, surgery, or experimentation were followed by this research facility
- 2) Each principal investigator has considered alternatives to painful procedures.
- 3) This facility is adhering to the standards and regulations under the Act, and it has required that exceptions to the standards and regulations be specified and explained by the principal investigator and approved by the Institutional Animal Care and Use Committee (IACUC). A summary of all such exceptions is attached to this annual report. In addition to identifying the IACUC-approved exceptions, this summary includes a brief explanation of the exceptions, as well as the species and number of animals affected
- 4) The attending veterinarian for this research facility has appropriate authority to ensure the provision of adequate veterinary care and to oversee the adequacy of other aspects of animal care and use.

**CERTIFICATION BY HEADQUARTERS RESEARCH FACILITY OFFICIAL
(Chief Executive Officer or Legally Responsible Institutional Official)**
I certify that the above is true, correct, and complete (7 U.S.C. Section 2143)

NAME & TITLE OF C.E.O. OR INSTITUTIONAL OFFICIAL (Type or Print)	DATE SIGNED
	10/12/04

NOV 12 2004

This report is required by law (7 USC 2143). Failure to report according to the regulations can result in an order to cease and desist and to be subject to penalties as provided for in Section 21:

See attached form for additional information.

Interagency Report Control No.:

UNITED STATES DEPARTMENT OF AGRICULTURE
ANIMAL AND PLANT HEALTH INSPECTION SERVICE

1. CERTIFICATE NUMBER: 31-R-0033
CUSTOMER NUMBER: 237

FORM APPROVED
OMB NO. 0579-0036

ANNUAL REPORT OF RESEARCH FACILITY
(TYPE OR PRINT)

Akron City Hospital Campus
Summa Health System
Research Administration 5
525 E. Market Street
Akron, OH 44304

3. REPORTING FACILITY (List all locations where animals were housed or used in actual research, testing, or experimentation, or held for these purposes. Attach additional sheets if necessary)

FACILITY LOCATIONS (Sites) - See Attached Listing

REPORT OF ANIMALS USED BY OR UNDER CONTROL OF RESEARCH FACILITY (Attach additional sheets if necessary or use APHIS Form 7023A)

A. Animals Covered By The Animal Welfare Regulations	B. Number of animal being bred, conditioned, or held for use in teaching, testing, experiments, research, or surgery but not yet used for such purposes.	C. Number of animals upon which teaching, research, experiments, or tests were conducted involving no pain, distress, or use of pain-relieving drugs.	D. Number of animals upon which experiments, teaching, research, surgery, or tests were conducted involving accompanying pain or distress to the animals an for which appropriate anesthetic, analgesic, or tranquilizing drugs were used.	E. Number of animals upon which teaching, experiments, research, surgery or tests were conducted involving accompanying pain or distress to the animals and for wh the use of appropriate anesthetic, analgesic, or tranquiliz drugs would have adversely affected the procedures, res or interpretation of the teaching, research, experiments, surgery, or tests. (An explanation of the procedures producing pain or distress in these animals and the reasr such drugs were not used must be attached to this report	F. TOTAL NUMBER OF ANIMALS (COLUMNS C + D + E)
4. Dogs			52		52
5. Cats					
6. Guinea Pigs					
7. Hamsters					
8. Rabbits			14		14
9. Non-human Primates					
10. Sheep					
11. Pigs			57		57
12. Other Farm Animals					
13. Other Animals					

ASSURANCE STATEMENTS

- 1) Professionally acceptable standards governing the care, treatment, and use of animals, including appropriate use of anesthetic, analgesic, and tranquilizing drugs, prior to, during, and following actual rese teaching, testing, surgery, or experimentation were followed by this research facility.
- 2) Each principal investigator has considered alternatives to painful procedures.
- 3) This facility is adhering to the standards and regulations under the Act, and it has required that exceptions to the standards and regulations be specified and explained by the principal investigator and ap Institutional Animal Care and Use Committee (IACUC). A summary of all such exceptions is attached to this annual report. In addition to identifying the IACUC-approved exceptions, this summary inc brief explanation of the exceptions, as well as the species and number of animals affected.
- 4) The attending veterinarian for this research facility has appropriate authority to ensure the provision of adequate veterinary care and to oversee the adequacy of other aspects of animal care and use.

CERTIFICATION BY HEADQUARTERS RESEARCH FACILITY OFFICIAL
(Chief Executive Officer or Legally Responsible Institutional Official)

SIGNATURE OF C.E.O. OR INSTITUTIONAL OFFICIAL

NAME & TITLE OF C.E.O. OR INSTITUTIONAL OFFICIAL (Type or Print)

DATE SIGNED

APHIS Form 7023 Site List

The following sites have been reported by the facility.

Registration Number: 31-R-0033
Customer Number: 237
Facility: AKRON CITY HOSPITAL CAMPUS
RESEARCH ADMINISTRATION 5
525 E. MARKET STREET
AKRON, OH 44309
(330) 375-4045

SURGICAL RESEARCH BLDG
525 EAST MARKET STREET
P O BOX 2090
5TH FLOOR
AKRON, OH 44304

NEOUCOM
4209 SR 44
ROOTSTOWN, OH 44272

UNITED STATES DEPARTMENT OF AGRICULTURE
ANIMAL AND PLANT HEALTH INSPECTION SERVICE

1. CERTIFICATE NUMBER: 31-R-0034
CUSTOMER NUMBER: 238

FORM APPROVED
OMB NO. 0579-0036

NOV 12 2004
ANNUAL REPORT OF RESEARCH FACILITY
(TYPE OR PRINT)

Ethicon Endo Surgery Inc
4545 Creek Road
Cincinnati, OH 45242

Telephone: (513) -337-8971

3. REPORTING FACILITY (List all locations where animals were housed or used in actual research, testing, or experimentation, or held for these purposes. Attach additional sheets if necessary)

FACILITY LOCATIONS (Sites) - See Attached Listing

REPORT OF ANIMALS USED BY OR UNDER CONTROL OF RESEARCH FACILITY (Attach additional sheets if necessary or use APHIS Form 7023A)

A. Animals Covered By The Animal Welfare Regulations	B. Number of animal being bred, conditioned, or held for use in teaching, testing, experiments, research, or surgery but not yet used for such purposes.	C. Number of animals upon which teaching, research, experiments, or tests were conducted involving no pain, distress, or use of pain-relieving drugs.	D. Number of animals upon which experiments, teaching, research, surgery, or tests were conducted involving accompanying pain or distress to the animals an for which appropriate anesthetic, analgesic, or tranquilizing drugs were used.	E. Number of animals upon which teaching, experiments, research, surgery or tests were conducted involving accompanying pain or distress to the animals and for wh the use of appropriate anesthetic, analgesic, or tranquiliz drugs would have adversely affected the procedures, res or interpretation of the teaching, research, experiments, surgery, or tests. (An explanation of the procedures producing pain or distress in these animals and the reas: such drugs were not used must be attached to this report	F. TOTAL NUMBER OF ANIMALS (COLUMNS C + D + E)
4. Dogs	12		70		70
5. Cats					
6. Guinea Pigs					
7. Hamsters					
8. Rabbits					
9. Non-human Primates					
10. Sheep					
11. Pigs	34		1434		1434
12. Other Farm Animals					
Goats	0		15		15
13. Other Animals					

ASSURANCE STATEMENTS

- 1) Professionally acceptable standards governing the care, treatment, and use of animals, including appropriate use of anesthetic, analgesic, and tranquilizing drugs, prior to, during, and following actual res teaching, testing, surgery, or experimentation were followed by this research facility.
- 2) Each principal investigator has considered alternatives to painful procedures.
- 3) This facility is adhering to the standards and regulations under the Act, and it has required that exceptions to the standards and regulations be specified and explained by the principal investigator and ap Institutional Animal Care and Use Committee (IACUC). A summary of all such exceptions is attached to this annual report. In addition to identifying the IACUC-approved exceptions, this summary in: brief explanation of the exceptions, as well as the species and number of animals affected.
- 4) The attending veterinarian for this research facility has appropriate authority to ensure the provision of adequate veterinary care and to oversee the adequacy of other aspects of animal care and use.

CERTIFICATION BY HEADQUARTERS RESEARCH FACILITY OFFICIAL
(Chief Executive Officer or Legally Responsible Institutional Official)

DATE SIGNED

11-9-04

UNITED STATES DEPARTMENT OF AGRICULTURE ANIMAL AND PLANT HEALTH INSPECTION SERVICE ANNUAL REPORT OF RESEARCH FACILITY (TYPE OR PRINT)	1. CERTIFICATE NUMBER: 31-R-0040 CUSTOMER NUMBER: 8740	FORM APPROVED OMB NO. 0579-0036
Ohio Northern University 525 South Main Street Ada, OH 45810 Telephone: (419) -772-2033		SEP 27 2004

3. REPORTING FACILITY (List all locations where animals were housed or used in actual research, testing, or experimentation, or held for these purposes. Attach additional sheets if necessary)

- | | | |
|---------------------------------|---|------------------------|
| 1. Raabe College of Pharmacy | FACILITY LOCATIONS (Sites) - See Attached Listing | 3. Dept. of Psychology |
| 2. Dept. of Biological Sciences | | |

REPORT OF ANIMALS USED BY OR UNDER CONTROL OF RESEARCH FACILITY (Attach additional sheets if necessary or use APHIS Form 7023A)

A. Animals Covered By The Animal Welfare Regulations	B. Number of animal being bred, conditioned, or held for use in teaching, testing, experiments, research, or surgery but not ye used for such purposes.	C. Number of animals upon which teaching, research, experiments, or tests were conducted involving no pain, distress, or use o pain-relieving drugs.	D. Number of animals upon which experiments, teaching, research, surgery, or tests were conducted involving accompanying pain or distress to the animals an for which appropriate anesthetic, analgesic, or tranquilizing drugs were used.	E. Number of animals upon which teaching, experiments, research, surgery or tests were conducted involving accompanying pain or distress to the animals and for wh the use of appropriate anesthetic, analgesic, or tranquiliz drugs would have adversely affected the procedures, res or interpretation of the teaching, research, experiments, res surgery, or tests. (An explanation of the procedures producing pain or distress in these animals and the reas such drugs were not used must be attached to this report	F. TOTAL NUMBER OF ANIMALS (COLUMNNS C + D + E)
4. Dogs					
5. Cats					
6. Guinea Pigs					
7. Hamsters					
8. Rabbits					
9. Non-human Primates					
10. Sheep					
11. Pigs					
12. Other Farm Animals					
13. Other Animals					
				No covered animals are being used at this time.	0

ASSURANCE STATEMENTS

- 1) Professionally acceptable standards governing the care, treatment, and use of animals, including appropriate use of anesthetic, analgesic, and tranquilizing drugs, prior to, during, and following actual research, testing, surgery, or experimentation were followed by this research facility.
- 2) Each principal investigator has considered alternatives to painful procedures.
- 3) This facility is adhering to the standards and regulations under the Act, and it has required that exceptions to the standards and regulations be specified and explained by the principal investigator and an Institutional Animal Care and Use Committee (IACUC). A summary of all such exceptions is attached to this annual report. In addition to identifying the IACUC-approved exceptions, this summary includes a brief explanation of the exceptions, as well as the species and number of animals affected.
- 4) The attending veterinarian for this research facility has appropriate authority to ensure the provision of adequate veterinary care and to oversee the adequacy of other aspects of animal care and use.

CERTIFICATION BY HEADQUARTERS RESEARCH FACILITY OFFICIAL (Chief Executive Officer or Legally Responsible Institutional Official)	
_____ SIGNA	DATE SIGNED 9/21/04

UNITED STATES DEPARTMENT OF AGRICULTURE
ANIMAL AND PLANT HEALTH INSPECTION SERVICE

1. CERTIFICATE NUMBER: 31-R-0043
CUSTOMER NUMBER: 240

FORM APPROVED
OMB NO. 0579-0036

ANNUAL REPORT OF RESEARCH FACILITY
(TYPE OR PRINT)

Medical College Of Ohio
Health Education Building
3055 Arlington Ave.
Toledo, OH 43614

NOV 16 2004

Telephone: (419) -383-4310

3. REPORTING FACILITY (List all locations where animals were housed or used in actual research, testing, or experimentation, or held for these purposes. Attach additional sheets if necessary)

FACILITY LOCATIONS (Sites) - See Attached Listing

REPORT OF ANIMALS USED BY OR UNDER CONTROL OF RESEARCH FACILITY (Attach additional sheets if necessary or use APHIS Form 7023A)

A. Animals Covered By The Animal Welfare Regulations	B. Number of animals being bred, conditioned, or held for use in teaching, testing, experiments, research, or surgery but not yet used for such purposes.	C. Number of animals upon which teaching, research, experiments, or tests were conducted involving no pain, distress, or use of pain-relieving drugs.	D. Number of animals upon which experiments, teaching, research, surgery, or tests were conducted involving accompanying pain or distress to the animals and for which appropriate anesthetic, analgesic, or tranquilizing drugs were used.	E. Number of animals upon which teaching, experiments, research, surgery or tests were conducted involving accompanying pain or distress to the animals and for which the use of appropriate anesthetic, analgesic, or tranquilizing drugs would have adversely affected the procedures, results, or interpretation of the teaching, research, experiments, surgery, or tests. (An explanation of the procedures producing pain or distress in these animals and the reasons such drugs were not used must be attached to this report).	F. TOTAL NUMBER OF ANIMALS (COLUMNS C + D + E)
4. Dogs	0	6	4	0	10
5. Cats	0	0	0	0	0
6. Guinea Pigs	0	0	0	0	0
7. Hamsters	0	0	0	0	0
8. Rabbits	0	0	35	0	35
9. Non-human Primates	5	0	0	0	0
10. Sheep	0	0	0	0	0
11. Pigs	0	13	18	0	31
12. Other Farm Animals					
13. Other Animals					

ASSURANCE STATEMENTS

- 1) Professionally acceptable standards governing the care, treatment, and use of animals, including appropriate use of anesthetic, analgesic, and tranquilizing drugs, prior to, during, and following actual research, teaching, testing, surgery, or experimentation were followed by this research facility.
- 2) Each principal investigator has considered alternatives to painful procedures.
- 3) This facility is adhering to the standards and regulations under the Act, and it has required that exceptions to the standards and regulations be specified and explained by the principal investigator and an Institutional Animal Care and Use Committee (IACUC). A summary of all such exceptions is attached to this annual report. In addition to identifying the IACUC-approved exceptions, this summary includes a brief explanation of the exceptions, as well as the species and number of animals affected.
- 4) The attending veterinarian for this research facility has appropriate authority to ensure the provision of adequate veterinary care and to oversee the adequacy of other aspects of animal care and use.

CERTIFICATION BY HEADQUARTERS RESEARCH FACILITY OFFICIAL
(Chief Executive Officer or Legally Responsible Institutional Official)

SIGN _____

APHIS
(AUG 91)

_____ which is obsolete.)

DATE SIGNED

11/9/2004

UNITED STATES DEPARTMENT OF AGRICULTURE
ANIMAL AND PLANT HEALTH INSPECTION SERVICE

1. CERTIFICATE NUMBER: 31-R-0043
CUSTOMER NUMBER: 240

FORM APPROVED
OMB NO. 0579-0036

ANNUAL REPORT OF RESEARCH FACILITY
(TYPE OR PRINT)

Medical College Of Ohio
Health Education Building
3055 Arlington Ave.
Toledo, OH 43614

DEC 21 2004

Telephone: (419) -383-4310

3. REPORTING FACILITY (List all locations where animals were housed or used in actual research, testing, or experimentation, or held for these purposes. Attach additional sheets if necessary)

FACILITY LOCATIONS (Sites) - See Attached Listing

REPORT OF ANIMALS USED BY OR UNDER CONTROL OF RESEARCH FACILITY (Attach additional sheets if necessary or use APHIS Form 7023A)

A. Animals Covered By The Animal Welfare Regulations	B. Number of animal being bred, conditioned, or held for use in teaching, testing, experiments, research, or surgery but not yet used for such purposes.	C. Number of animals upon which teaching, research, experiments, or tests were conducted involving no pain, distress, or use of pain-relieving drugs.	D. Number of animals upon which experiments, teaching, research, surgery, or tests were conducted involving accompanying pain or distress to the animals and for which appropriate anesthetic, analgesic, or tranquilizing drugs were used.	E. Number of animals upon which teaching, experiments, research, surgery or tests were conducted involving accompanying pain or distress to the animals and for which the use of appropriate anesthetic, analgesic, or tranquilizing drugs would have adversely affected the procedures, res or interpretation of the teaching, research, experiments, surgery, or tests. (An explanation of the procedures producing pain or distress in these animals and the reason such drugs were not used must be attached to this report	F. TOTAL NUMBER OF ANIMALS (COLUMNS C + D + E)
4. Dogs	0	6	4	0	10
5. Cats	0	0	0	0	0
6. Guinea Pigs	0	0	0	0	0
7. Hamsters	0	0	0	0	0
8. Rabbits	0	0	35	0	35
9. Non-human Primates	5	0	0	0	0
10. Sheep	0	0	0	0	0
11. Pigs	0	13	18	0	31
12. Other Farm Animals					
13. Other Animals					
Chinchilla	0	0	20	0	20

ASSURANCE STATEMENTS

- 1) Professionally acceptable standards governing the care, treatment, and use of animals, including appropriate use of anesthetic, analgesic, and tranquilizing drugs, prior to, during, and following actual rest teaching, testing, surgery, or experimentation were followed by this research facility.
- 2) Each principal investigator has considered alternatives to painful procedures.
- 3) This facility is adhering to the standards and regulations under the Act, and it has required that exceptions to the standards and regulations be specified and explained by the principal investigator and an Institutional Animal Care and Use Committee (IACUC). A summary of all such exceptions is attached to this annual report. In addition to identifying the IACUC-approved exceptions, this summary includes a brief explanation of the exceptions, as well as the species and number of animals affected.
- 4) The attending veterinarian for this research facility has appropriate authority to ensure the provision of adequate veterinary care and to oversee the adequacy of other aspects of animal care and use.

CERTIFICATION BY HEADQUARTERS RESEARCH FACILITY OFFICIAL
(Chief Executive Officer or Legally Responsible Institutional Official)

SIGNATURE OF C.E.O. OR INSTITUTIONAL OFFICIAL

NAME & TITLE OF C.E.O. OR INSTITUTIONAL OFFICIAL (Type or Print)
R. Douglas Wilkerson, Ph.D.

DATE SIGNED

Associate Vice President for Research

12/16/2004

UNITED STATES DEPARTMENT OF AGRICULTURE
ANIMAL AND PLANT HEALTH INSPECTION SERVICE

1. CERTIFICATE NUMBER: 31-R-0049
CUSTOMER NUMBER: 241

FORM APPROVED
OMB NO 0579-0036

ANNUAL REPORT OF RESEARCH FACILITY
(TYPE OR PRINT)

Ohio Wesleyan University
61 S. Sandusky Street
Delaware, OH 43015

SEP 23 2004

Telephone: (614) -368-3111

3. REPORTING FACILITY (List all locations where animals were housed or used in actual research, testing, or experimentation, or held for these purposes. Attach additional sheets if necessary)

FACILITY LOCATIONS (Sites) - See Attached Listing

REPORT OF ANIMALS USED BY OR UNDER CONTROL OF RESEARCH FACILITY (Attach additional sheets if necessary or use APHIS Form 7023A)

A. Animals Covered By The Animal Welfare Regulations	B. Number of animal being bred, conditioned, or held for use in teaching, testing, experiments, research, or surgery but not yet used for such purposes.	C. Number of animals upon which teaching, research, experiments, or tests were conducted involving no pain, distress, or use of pain-relieving drugs.	D. Number of animals upon which experiments, teaching, research, surgery, or tests were conducted involving accompanying pain or distress to the animals an for which appropriate anesthetic, analgesic, or tranquilizing drugs were used.	E. Number of animals upon which teaching, expernents, research, surgery or tests were conducted involving accompanying pain or distress to the animals and for wh the use of appropriate anesthetic, analgesic, or tranquiliz drugs would have adversely affected the procedures, res or interpretation of the teaching, research, experiments, surgery, or tests. (An explanation of the procedures producing pain or distress in these animals and the reas such drugs were not used must be attached to this report	F. TOTAL NUMBER OF ANIMALS (COLUMNS C + D + E)
4. Dogs					-0-
5. Cats					-0-
6. Guinea Pigs					-0-
7. Hamsters					-0-
8. Rabbits					-0-
9. Non-human Primates					-0-
10. Sheep					-0-
11. Pigs					-0-
12. Other Farm Animals					-0-
13. Other Animals					-0-

ASSURANCE STATEMENTS

- 1) Professionally acceptable standards governing the care, treatment, and use of animals, including appropriate use of anesthetic, analgesic, and tranquilizing drugs, prior to, during, and following actual res teaching, testing, surgery, or experimentation were followed by this research facility.
- 2) Each principal investigator has considered alternatives to painful procedures.
- 3) This facility is adhering to the standards and regulations under the Act, and it has required that exceptions to the standards and regulations be specified and explained by the principal investigator and ap Institutional Animal Care and Use Committee (IACUC). A summary of all such exceptions is attached to this annual report. In addition to identifying the IACUC-approved exceptions, this summary in is affected.

ensure the provision of adequate veterinary care and to oversee the adequacy of other aspects of animal care and use.

HEADQUARTERS RESEARCH FACILITY OFFICIAL
(Officer or Legally Responsible Institutional Official)

NAME & TITLE OF C.E.O. OR INSTITUTIONAL OFFICIAL (Type or Print)

DATE SIGNED

9-21-04

UNITED STATES DEPARTMENT OF AGRICULTURE
ANIMAL AND PLANT HEALTH INSPECTION SERVICE

1. CERTIFICATE NUMBER: 31-R-0053
CUSTOMER NUMBER: 229

FORM APPROVED
OMB NO. 0579-0036

ANNUAL REPORT OF RESEARCH FACILITY
(TYPE OR PRINT)

Hiram College
Hinsdale Hall
P.O. Box 1838
Hiram, OH 44234

NOV 10 2004

Telephone: (330) -569-5264

3. REPORTING FACILITY (List all locations where animals were housed or used in actual research, testing, or experimentation, or held for these purposes. Attach additional sheets if necessary)

FACILITY LOCATIONS (Sites) - See Attached Listing

REPORT OF ANIMALS USED BY OR UNDER CONTROL OF RESEARCH FACILITY (Attach additional sheets if necessary or use APHIS Form 7023A)

A. Animals Covered By The Animal Welfare Regulations	B. Number of animal being bred, conditioned, or held for use in teaching, testing, experiments, research, or surgery but not yet used for such purposes.	C. Number of animals upon which teaching, research, experiments, or tests were conducted involving no pain, distress, or use of pain-relieving drugs.	D. Number of animals upon which experiments, teaching, research, surgery, or tests were conducted involving accompanying pain or distress to the animals an for which appropriate anesthetic, analgesic, or tranquilizing drugs were used.	E. Number of animals upon which teaching, experiments, research, surgery or tests were conducted involving accompanying pain or distress to the animals and for wh the use of appropriate anesthetic, analgesic, or tranquiliz drugs would have adversely affected the procedures, res or interpretation of the teaching, research, experiments, surgery, or tests. (An explanation of the procedures producing pain or distress in these animals and the reas such drugs were not used must be attached to this report	F. TOTAL NUMBER OF ANIMALS (COLUMNS C + D + E)
4. Dogs					
5. Cats					
6. Guinea Pigs					
7. Hamsters					
8. Rabbits					
9. Non-human Primates		9			9
10. Sheep					
11. Pigs					
12. Other Farm Animals					
13. Other Animals					

ASSURANCE STATEMENTS

- 1) Professionally acceptable standards governing the care, treatment, and use of animals, including appropriate use of anesthetic, analgesic, and tranquilizing drugs, prior to, during, and following actual res teaching, testing, surgery, or experimentation were followed by this research facility.
- 2) Each principal investigator has considered alternatives to painful procedures.
- 3) This facility is adhering to the standards and regulations under the Act, and it has required that exceptions to the standards and regulations be specified and explained by the principal investigator and ap Institutional Animal Care and Use Committee (IACUC). A summary of all such exceptions is attached to this annual report. In addition to identifying the IACUC-approved exceptions, this summary in brief explanation of the exceptions, as well as the species and number of animals affected.
- 4) The attending veterinarian for this research facility has appropriate authority to ensure the provision of adequate veterinary care and to oversee the adequacy of other aspects of animal care and use.

CERTIFICATION BY HEADQUARTERS RESEARCH FACILITY OFFICIAL
(Chief Executive Officer or Legally Responsible Institutional Official)

DATE SIGNED

11/4/04

UNITED STATES DEPARTMENT OF AGRICULTURE
ANIMAL AND PLANT HEALTH INSPECTION SERVICE

1. CERTIFICATE NUMBER: 31-R-0054
CUSTOMER NUMBER: 242

FORM APPROVED
OMB NO. 0579-0036

ANNUAL REPORT OF RESEARCH FACILITY
(TYPE OR PRINT)

College Of Wooster, The
931 College Street
Wooster, OH 44691

Telephone: (306)-263-2461
330

DEC 09 2004

3. REPORTING FACILITY (List all locations where animals were housed or used in actual research, testing, or experimentation, or held for these purposes. Attach additional sheets if necessary)

FACILITY LOCATIONS (Sites) - See Attached Listing

REPORT OF ANIMALS USED BY OR UNDER CONTROL OF RESEARCH FACILITY (Attach additional sheets if necessary or use APHIS Form 7023A)

A. Animals Covered By The Animal Welfare Regulations	B. Number of animal being bred, conditioned, or held for use in teaching, testing, experiments, research, or surgery but not yet used for such purposes.	C. Number of animals upon which teaching, research, experiments, or tests were conducted involving no pain, distress, or use of pain-relieving drugs.	D. Number of animals upon which experiments, teaching, research, surgery, or tests were conducted involving accompanying pain or distress to the animals and for which appropriate anesthetic, analgesic, or tranquilizing drugs were used.	E. Number of animals upon which teaching, experiments, research, surgery or tests were conducted involving accompanying pain or distress to the animals and for which the use of appropriate anesthetic, analgesic, or tranquilizing drugs would have adversely affected the procedure, res or interpretation of the teaching, research, experiments, surgery, or tests. (An explanation of the procedures producing pain or distress in these animals and the reason such drugs were not used must be attached to this report	F. TOTAL NUMBER OF ANIMALS (COLUMNS C + D + E)
4. Dogs					
5. Cats					
6. Guinea Pigs					
7. Hamsters					
8. Rabbits					
9. Non-human Primates (Psys)	8	8	0	0	8
10. Sheep					
11. Pigs					
12. Other Farm Animals					
13. Other Animals					
Mice (Psys)	259	239	20	0	259
Rats (Psys)	27	17	10	0	27
Mice (Bio)	40	0	40	0	40
Rats (Bio)	22	0	22	0	22

ASSURANCE STATEMENTS

- 1) Professionally acceptable standards governing the care, treatment, and use of animals, including appropriate use of anesthetic, analgesic, and tranquilizing drugs, prior to, during, and following actual research, testing, surgery, or experimentation were followed by this research facility.
- 2) Each principal investigator has considered alternatives to painful procedures.
- 3) This facility is adhering to the standards and regulations under the Act, and if has required that exceptions to the standards and regulations be specified and explained by the principal investigator and an Institutional Animal Care and Use Committee (IACUC). A summary of all such exceptions is attached to this annual report. In addition to identifying the IACUC-approved exceptions, this summary includes a brief explanation of the exceptions, as well as the species and number of animals affected.
- 4) The attending veterinarian for this research facility has appropriate authority to ensure the provision of adequate veterinary care and to oversee the adequacy of other aspects of animal care and use.

CERTIFICATION BY HEADQUARTERS RESEARCH FACILITY OFFICIAL
(Chief Executive Officer or Legally Responsible Institutional Official)

NAME AND TITLE OF CEO OR INSTITUTIONAL OFFICIAL (SEE BELOW)

DATE SIGNED

12/6/04

AP (AUG 91) (which is obsolete.)

Office of the Vice President for Academic Affairs
The College of Wooster
1189 Beall Avenue
Wooster, OH 44691-2363

Psychology Department location:

Burton D. Morgan Hall
930 College Mall
Wooster, OH 44691

Biology Department location:

Mateer Hall
931 College Mall
Wooster, OH 44691

NOV 23 2004

UNITED STATES DEPARTMENT OF AGRICULTURE
ANIMAL AND PLANT HEALTH INSPECTION SERVICE

1. CERTIFICATE NUMBER: 31-R-0055
CUSTOMER NUMBER: 243

FORM APPROVED
OMB NO. 0579-0036

ANNUAL REPORT OF RESEARCH FACILITY
(TYPE OR PRINT)

Wright State University
Lab Animal Resources 053 Health Sciences
Dayton, OH 45435

Telephone: (937)-775-2792

3. REPORTING FACILITY (List all locations where animals were housed or used in actual research, testing, or experimentation, or held for these purposes. Attach additional sheets if necessary)

FACILITY LOCATIONS (Sites) - See Attached Listing

REPORT OF ANIMALS USED BY OR UNDER CONTROL OF RESEARCH FACILITY (Attach additional sheets if necessary or use APHIS Form 7023A)

A. Animals Covered By The Animal Welfare Regulations	B. Number of animal being bred, conditioned, or held for use in teaching, testing, experiments, research, or surgery but not yet used for such purposes.	C. Number of animals upon which teaching, research, experiments, or tests were conducted involving no pain, distress, or use of pain-relieving drugs.	D. Number of animals upon which experiments, teaching, research, surgery, or tests were conducted involving accompanying pain or distress to the animals and for which appropriate anesthetic, analgesic, or tranquilizing drugs were used.	E. Number of animals upon which teaching, experiments, research, surgery or tests were conducted involving accompanying pain or distress to the animals and for which the use of appropriate anesthetic, analgesic, or tranquilizing drugs would have adversely affected the procedures, results or interpretation of the teaching, research, experiments, surgery, or tests. (An explanation of the procedures producing pain or distress in these animals and the reason such drugs were not used must be attached to this report	F. TOTAL NUMBER OF ANIMALS (COLUMNS C + D + E)
4. Dogs	0	0	0	0	0
5. Cats	1	0	0	0	0
6. Guinea Pigs	0	238	202	0	440
7. Hamsters	0	0	0	0	0
8. Rabbits	0	0	30	0	30
9. Non-human Primates	0	0	3	0	3
10. Sheep	0	2	0	0	2
11. Pigs	0	0	0	0	0
12. Other Farm Animals	0	0	0	0	0
13. Other Animals	0	0	0	0	0

ASSURANCE STATEMENTS

- 1) Professionally acceptable standards governing the care, treatment, and use of animals, including appropriate use of anesthetic, analgesic, and tranquilizing drugs, prior to, during, and following actual research, teaching, testing, surgery, or experimentation were followed by this research facility.
- 2) Each principal investigator has considered alternatives to painful procedures.
- 3) This facility is adhering to the standards and regulations under the Act, and it has required that exceptions to the standards and regulations be specified and explained by the principal investigator and an Institutional Animal Care and Use Committee (IACUC). A summary of all such exceptions is attached to this annual report. In addition to identifying the IACUC-approved exceptions, this summary includes a brief explanation of the exceptions, as well as the species and number of animals affected.
- 4) The attending veterinarian for this research facility has appropriate authority to ensure the provision of adequate veterinary care and to oversee the adequacy of other aspects of animal care and use.

CERTIFICATION BY HEADQUARTERS RESEARCH FACILITY OFFICIAL
(Chief Executive Officer or Legally Responsible Institutional Official)

SIGNATURE OF CEO OR INSTITUTIONAL OFFICIAL

DATE SIGNED

11/17/04

FACILITY SITES LISTING

CH 243

All redactions on this page are pursuant to (b)(6) & (b)(7)(c).

Licensee/Registrant Name: Wright State University

License/Registration Number: 31-R-055

Please list below all sites that house regulated animals under the above number. Be sure to include all requested information. If the line does not apply, please mark it N/A. If you have more than three (3) sites copy this form as many times as needed before filling in the sites.

Site No.: 1 Name/Department: Laboratory Animal Resources - Health Sciences Facility
 Address: 053 Health Sciences Building
Dayton, OH 45435
 Building: Biological Sciences/Health Sciences Building
 Floor/Room: 053 Health Sciences Building
 Contact Person: [REDACTED] Phone No.: [REDACTED]

Site No.: 2 Name/Department: Laboratory Animal Resources - Fawcett Hall Animal Facility
 Address: Fifth Floor, Fawcett Hall
Dayton, OH 45435
 Building: Fawcett Hall
 Floor/Room: 514A & 514B Fawcett Hall
 Contact Person: [REDACTED] Phone No.: [REDACTED]



Site No.: 3 Name/Department: Laboratory Animal Resources - Receiving and Conditioning Building
 Address: Receiving and Conditioning - W.S.U.
Dayton, OH 45435
 Building: Receiving and Conditioning
 Floor/Room: _____
 Contact Person: [REDACTED] Phone No.: [REDACTED]

FACILITY SITES LISTING

Licensee/Registrant Name: Wright State University

License/Registration Number: 31-R-055

Please list below all sites that house regulated animals under the above number. Be sure to include all requested information. If the line does not apply, please mark it N/A. If you have more than three (3) sites copy this form as many times as needed before filling in the sites.

Site No.: 4 Name/Department: Laboratory Animal Resources - Cox Research
Institute Animal Facility
Address: 3525 Southern Boulevard
Dayton, OH 45429
Building: Cox Heart Institute
Floor/Room: _____
Contact Person:  Phone No.: 

Site No.: _____ Name/Department: _____
Address: _____
Building: _____
Floor/Room: _____
Contact Person: _____ Phone No.: _____

Site No.: _____ Name/Department: _____
Address: _____
Building: _____
Floor/Room: _____
Contact Person: _____ Phone No.: _____

UNITED STATES DEPARTMENT OF AGRICULTURE
ANIMAL AND PLANT HEALTH INSPECTION SERVICE

1. CERTIFICATE NUMBER: 31-R-0058
CUSTOMER NUMBER: 244

FORM APPROVED
OMB NO. 0579-0036

ANNUAL REPORT OF RESEARCH FACILITY
(TYPE OR PRINT)

Cleveland State University
Programs & Research
2121 Euclid Ave(Keith Bldg Rm 1150)
Cleveland, OH 44115

Telephone: (216)-687-3624

3. REPORTING FACILITY (List all locations where animals were housed or used in actual research, testing, or experimentation, or held for these purposes. Attach additional sheets if necessary)

FACILITY LOCATIONS (Sites) - See Attached Listing

REPORT OF ANIMALS USED BY OR UNDER CONTROL OF RESEARCH FACILITY (Attach additional sheets if necessary or use APHIS Form 7023A)

A. Animals Covered By The Animal Welfare Regulations	B. Number of animal being bred, conditioned, or held for use in teaching, testing, experiments, research, or surgery but not ye used for such purposes.	C. Number of animals upon which teaching, research, experiments, or tests were conducted involving no pain, distress, or use o pain-relieving drugs.	D. Number of animals upon which experiments, teaching, research, surgery, or tests were conducted involving accompanying pain or distress to the animals an for which appropriate anesthetic, analgesic, or tranquilizing drugs were used.	E. Number of animals upon which teaching, experiments, research, surgery or tests were conducted involving accompanying pain or distress to the animals and for wh the use of appropriate anesthetic, analgesic, or tranquiliz drugs would have adversely affected the procedures, res or interpretation of the teaching, research, experiments, surgery, or tests. (An explanation of the procedures producing pain or distress in these animals and the reas such drugs were not used must be attached to this report	F. TOTAL NUMBER OF ANIMALS (COLUMNS C + D + E)
4. Dogs					
5. Cats					
6. Guinea Pigs					
7. Hamsters					
8. Rabbits					
9. Non-human Primates					
10. Sheep					
11. Pigs					
12. Other Farm Animals					
13. Other Animals					
Mice	22,339	100	57		157
Rats	483	107	-0-		107

ASSURANCE STATEMENTS

- 1) Professionally acceptable standards governing the care, treatment, and use of animals, including appropriate use of anesthetic, analgesic, and tranquilizing drugs, prior to, during, and following actual teaching, testing, surgery, or experimentation were followed by this research facility.
- 2) Each principal investigator has considered alternatives to painful procedures.
- 3) This facility is adhering to the standards and regulations under the Act, and it has required that exceptions to the standards and regulations be specified and explained by the principal investigator and ap Institutional Animal Care and Use Committee (IACUC). A summary of all such exceptions is attached to this annual report. In addition to identifying the IACUC-approved exceptions, this summary in: brief explanation of the exceptions, as well as the species and number of animals affected.
- 4) The attending veterinarian for this research facility has appropriate authority to ensure the provision of adequate veterinary care and to oversee the adequacy of other aspects of animal care and use.

CERTIFICATION BY HEADQUARTERS RESEARCH FACILITY OFFICIAL
(Chief Executive Officer or Legally Responsible Institutional Official)

NAME & TITLE OF CEO OR INSTITUTIONAL OFFICIAL (Type or Print)

DATE SIGNED
11/29/04

obsolete.)

UNITED STATES DEPARTMENT OF AGRICULTURE
ANIMAL AND PLANT HEALTH INSPECTION SERVICE

1. REGISTRATION NO. 31-R-0059	CUSTOMER NO. 245	FORM APPROVED OMB NO. 0579-0036
2. HEADQUARTERS RESEARCH FACILITY (Name and Address, as registered with USDA, include Zip Code) MILACRON, INCORPORATED 3000 DISNEY STREET CINCINNATI, OH 45209		

ANNUAL REPORT OF RESEARCH FACILITY
(TYPE OR PRINT)

3. REPORTING FACILITY (List all locations where animals were housed or used in actual research, testing, teaching, or experimentation, or held for these purposes. Attach additional sheets if necessary.)

FACILITY LOCATIONS(sites)

MILACRON, INC. CINCINNATI, OH 45209	

REPORT OF ANIMALS USED BY OR UNDER CONTROL OF RESEARCH FACILITY (Attach additional sheets if necessary or use APHIS FORM 7023A)

A. Animals Covered By The Animal Welfare Regulations	B. Number of animals being bred, conditioned, or held for use in teaching, testing, experiments, research, or surgery but not yet used for such purposes.	C. Number of animals upon which teaching, research, experiments, or tests were conducted involving no pain, distress, or use of pain-relieving drugs.	D. Number of animals upon which experiments, teaching, research, surgery, or tests were conducted involving accompanying pain or distress to the animals and for which appropriate anesthetic, analgesic, or tranquilizing drugs were used.	E. Number of animals upon which teaching, experiments, research, surgery or tests were conducted involving accompanying pain or distress to the animals and for which the use of appropriate anesthetic, analgesic, or tranquilizing drugs would have adversely affected the procedures, results, or interpretation of the teaching, research, experiments, surgery, or tests. (An explanation of the procedures producing pain or distress in these animals and the reasons such drugs were not used must be attached to this report)	F. TOTAL NO. OF ANIMALS (Cols. C + D + E)
4. Dogs					
5. Cats					
6. Guinea Pigs	7	325	69		394
7. Hamsters					
8. Rabbits					
9. Non-Human Primates					
10. Sheep					
11. Pigs					
12. Other Farm Animals					
13. Other Animals					

ASSURANCE STATEMENTS

- 1) Professionally acceptable standards governing the care, treatment, and use of animals, including appropriate use of anesthetic, analgesic, and tranquilizing drugs, prior to, during, and following actual research, teaching, testing, surgery, or experimentation were followed by this research facility.
- 2) Each principal investigator has considered alternatives to painful procedures.
- 3) This facility is adhering to the standards and regulations under the Act, and it has required that exceptions to the standards and regulations be specified and explained by the principal investigator and approved by the Institutional Animal Care and Use Committee (IACUC). A summary of all the exceptions is attached to this annual report. In addition to identifying the IACUC-approved exceptions, this summary includes a brief explanation of the exceptions, as well as the species and number of animals affected.
- 4) The attending veterinarian for this research facility has appropriate authority to ensure the provision of adequate veterinary care and to oversee the adequacy of other aspects of animal care and use.

CERTIFICATION BY HEADQUARTERS RESEARCH FACILITY OFFICIAL
(Chief Executive Officer or Legally Responsible Institutional official)
I certify that the above is true, correct, and complete (7 U.S.C. Section 2143)

SIGNATURE OF C.E.O. OR INSTITUTIONAL OFFICIAL	NAME & TITLE OF C.E.O. OR INSTITUTIONAL OFFICIAL (Type or Print)	DATE SIGNED 10/18/2004
--	---	----------------------------------

UNITED STATES DEPARTMENT OF AGRICULTURE
ANIMAL AND PLANT HEALTH INSPECTION SERVICE

1. REGISTRATION NO. 31-R-0061	CUSTOMER NO. 525	FORM APPROVED OMB NO. 0579-0036
2. HEADQUARTERS RESEARCH FACILITY (Name and Address, as registered with USDA, include Zip Code)		
ST. VINCENT MERCY MEDICAL CENTER 2213 CHERRY STREET TOLEDO, OH 43608 (419) 251-2701		

ANNUAL REPORT OF RESEARCH FACILITY
(TYPE OR PRINT)

DEC 01 2004

3. REPORTING FACILITY (List all locations where animals were housed or used in actual research, testing, teaching, or experimentation, or held for these purposes. Attach additional sheets if necessary.)

FACILITY LOCATIONS(sites)

See Attached Listing

2004

Douglass Research Facility

REPORT OF ANIMALS USED BY OR UNDER CONTROL OF RESEARCH FACILITY (Attach additional sheets if necessary or use APHIS FORM 7023A)

A. Animals Covered By The Animal Welfare Regulations	B. Number of animals being bred, conditioned, or held for use in teaching, testing, experiments, research, or surgery but not yet used for such purposes.	C. Number of animals upon which teaching, research, experiments, or tests were conducted involving no pain, distress, or use of pain-relieving drugs.	D. Number of animals upon which experiments, teaching, research, surgery, or tests were conducted involving accompanying pain or distress to the animals and for which appropriate anesthetic, analgesic, or tranquilizing drugs were used.	E. Number of animals upon which teaching, experiments, research, surgery or tests were conducted involving accompanying pain or distress to the animals and for which the use of appropriate anesthetic, analgesic, or tranquilizing drugs would have adversely affected the procedures, results, or interpretation of the teaching, research, experiments, surgery, or tests. (An explanation of the procedures producing pain or distress in these animals and the reasons such drugs were not used must be attached to this report)	F. TOTAL NO. OF ANIMALS (Cols. C + D + E)
4. Dogs	0	0	0	0	0
5. Cats	0	0	3	0	3
6. Guinea Pigs	0	0	0	0	0
7. Hamsters	0	0	0	0	0
8. Rabbits	0	0	0	0	0
9. Non-Human Primates	0	0	0	0	0
10. Sheep	0	0	0	0	0
11. Pigs	0	0	39	0	39
12. Other Farm Animals	0	0	0	0	0
	0	0	0	0	0
13. Other Animals	0	0	0	0	0
	0	0	0	0	0
	0	0	0	0	0
	0	0	0	0	0

ASSURANCE STATEMENTS

- 1) Professionally acceptable standards governing the care, treatment, and use of animals, including appropriate use of anesthetic, analgesic, and tranquilizing drugs, prior to, during, and following actual research, teaching, testing, surgery, or experimentation were followed by this research facility.
- 2) Each principal investigator has considered alternatives to painful procedures.
- 3) This facility is adhering to the standards and regulations under the Act, and it has required that exceptions to the standards and regulations be specified and explained by the principal investigator and approved by the Institutional Animal Care and Use Committee (IACUC). A summary of all the exceptions is attached to this annual report. In addition to identifying the IACUC-approved exceptions, this summary includes a brief explanation of the exceptions, as well as the species and number of animals affected.
- 4) The attending veterinarian for this research facility has appropriate authority to ensure the provision of adequate veterinary care and to oversee the adequacy of other aspects of animal care and use.

CERTIFICATION BY HEADQUARTERS RESEARCH FACILITY OFFICIAL
(Chief Executive Officer or Legally Responsible Institutional official)

I certify that the above is true, correct, and complete (7 U.S.C. Section 2143)

SIGNATURE OF OFFICIAL	DATE SIGNED
	11/30/04

AP (AUG 91)

JRM 18-23 (Oct 88), which is obsolete

PART 1 - HEADQUARTERS

UNITED STATES DEPARTMENT OF AGRICULTURE
ANIMAL AND PLANT HEALTH INSPECTION SERVICE

1. REGISTRATION NO. 31-R-0066
CUSTOMER NO. 236

FORM APPROVED
OMB NO. 0579-0036

ANNUAL REPORT OF RESEARCH FACILITY
(TYPE OR PRINT)

2. HEADQUARTERS RESEARCH FACILITY (Name and Address, as registered with USDA, include Zip Code)
YOUNGSTOWN STATE UNIVERSITY
ONE UNIVERSITY PLAZA
YOUNGSTOWN, OH 44555

3. REPORTING FACILITY (List all locations where animals were housed or used in actual research, testing, teaching, or experimentation, or held for these purposes. Attach additional sheets if necessary.)

FACILITY LOCATIONS (sites)

MAIN CAMPUS FACILITIES YOUNGSTOWN, OH 44555	

REPORT OF ANIMALS USED BY OR UNDER CONTROL OF RESEARCH FACILITY (Attach additional sheets if necessary or use APHIS FORM 7023A)

A. Animals Covered By The Animal Welfare Regulations	B. Number of animals being bred, conditioned, or held for use in teaching, testing, experiments, research, or surgery but not yet used for such purposes.	C. Number of animals upon which teaching, research, experiments, or tests were conducted involving no pain, distress, or use of pain-relieving drugs.	D. Number of animals upon which experiments, teaching, research, surgery, or tests were conducted involving accompanying pain or distress to the animals and for which appropriate anesthetic, analgesic, or tranquilizing drugs were used.	E. Number of animals upon which teaching, experiments, research, surgery or tests were conducted involving accompanying pain or distress to the animals and for which the use of appropriate anesthetic, analgesic, or tranquilizing drugs would have adversely affected the procedures, results, or interpretation of the teaching, research, experiments, surgery, or tests. (An explanation of the procedures producing pain or distress in these animals and the reasons such drugs were not used must be attached to this report)	F. TOTAL NO. OF ANIMALS (Cols. C + D + E)
4. Dogs					
5. Cats					
6. Guinea Pigs					
7. Hamsters					
8. Rabbits					
9. Non-Human Primates					
10. Sheep					
11. Pigs					
12. Other Farm Animals					
13. Other Animals					

ASSURANCE STATEMENTS

- 1) Professionally acceptable standards governing the care, treatment, and use of animals, including appropriate use of anesthetic, analgesic, and tranquilizing drugs, prior to, during, and following actual research, teaching, testing, surgery, or experimentation were followed by this research facility.
- 2) Each principal investigator has considered alternatives to painful procedures.
- 3) This facility is adhering to the standards and regulations under the Act, and it has required that exceptions to the standards and regulations be specified and explained by the principal investigator and approved by the Institutional Animal Care and Use Committee (IACUC). A summary of all the exceptions is attached to this annual report. In addition to identifying the IACUC-approved exceptions, this summary includes a brief explanation of the exceptions, as well as the species and number of animals affected.
- 4) The attending veterinarian for this research facility has appropriate authority to ensure the provision of adequate veterinary care and to oversee the adequacy of other aspects of animal care and use.

CERTIFICATION BY HEADQUARTERS RESEARCH FACILITY OFFICIAL
(Chief Executive Officer or Legally Responsible Institutional official)
I certify that the above is true, correct, and complete (7 U.S.C. Section 2143)

SIGNATURE OF C.E.O. OR INSTITUTIONAL OFFICIAL	NAME & TITLE OF C.E.O. OR INSTITUTIONAL OFFICIAL (Type or Print)	DATE SIGNED
		11/08/2004

UNITED STATES DEPARTMENT OF AGRICULTURE
ANIMAL AND PLANT HEALTH INSPECTION SERVICE

1. CERTIFICATE NUMBER: 31-R-0067
CUSTOMER NUMBER: 248

FORM APPROVED
OMB NO. 0579-0038

ANNUAL REPORT OF RESEARCH FACILITY
(TYPE OR PRINT)

Cuyahoga Community College
11000 Pleasant Valley Road
Parma, OH 44130

Telephone: (216)-987-5450

NOV 01 2004

3. REPORTING FACILITY (List all locations where animals were housed or used in actual research, testing, or experimentation, or held for these purposes. Attach additional sheets if necessary)

FACILITY LOCATIONS (Sites) - See Attached Listing

REPORT OF ANIMALS USED BY OR UNDER CONTROL OF RESEARCH FACILITY (Attach additional sheets if necessary or use APHIS Form 7023A)

A. Animals Covered By The Animal Welfare Regulations	B. Number of animal being bred, conditioned, or held for use in teaching, testing, experiments, research, or surgery but not yet used for such purposes.	C. Number of animals upon which teaching, research, experiments, or tests were conducted involving no pain, distress, or use of pain-relieving drugs.	D. Number of animals upon which experiments, teaching, research, surgery, or tests were conducted involving accompanying pain or distress to the animals an for which appropriate anesthetic, analgesic, or tranquilizing drugs were used.	E. Number of animals upon which teaching, experiments, research, surgery or tests were conducted involving accompanying pain or distress to the animals and for wh the use of appropriate anesthetic, analgesic, or tranquiliz drugs would have adversely affected the procedures, res or interpretation of the teaching, research, experiments, surgery, or tests. (An explanation of the procedures producing pain or distress in these animals and the reast such drugs were not used must be attached to this report	F. TOTAL NUMBER OF ANIMALS (COLUMNS C + D + E)
4. Dogs	16		16		
5. Cats	19		19		
6. Guinea Pigs	1	1			
7. Hamsters	4	4			
8. Rabbits	4	3	1		
9. Non-human Primates					
10. Sheep					
11. Pigs					
12. Other Farm Animals					
13. Other Animals					
Gerbils	5	3	2		

ASSURANCE STATEMENTS

- 1) Professionally acceptable standards governing the care, treatment, and use of animals, including appropriate use of anesthetic, analgesic, and tranquilizing drugs, prior to, during, and following actual rese teaching, testing, surgery, or experimentation were followed by this research facility.
- 2) Each principal investigator has considered alternatives to painful procedures.
- 3) This facility is adhering to the standards and regulations under the Act, and it has required that exceptions to the standards and regulations be specified and explained by the principal investigator and ap Institutional Animal Care and Use Committee (IACUC). A summary of all such exceptions is attached to this annual report. In addition to identifying the IACUC-approved exceptions, this summary in brief explanation of the exceptions, as well as the species and number of animals affected.
- 4) The attending veterinarian for this research facility has appropriate authority to ensure the provision of adequate veterinary care and to oversee the adequacy of other aspects of animal care and use.

CERTIFICATION BY HEADQUARTERS RESEARCH FACILITY OFFICIAL
(Chief Executive Officer or Legally Responsible Institutional Official)

IL

NAME & TITLE OF CEO OR INSTITUTIONAL OFFICIAL (If necessary)

DATE SIGNED

DEC 02 2004

See attached form for additional information.

Interagency Report Control No. *02*

UNITED STATES DEPARTMENT OF AGRICULTURE
ANIMAL AND PLANT HEALTH INSPECTION SERVICE

1. CERTIFICATE NUMBER: 31-R-0068
CUSTOMER NUMBER: 249

FORM APPROVED
OMB NO. 0579-0036

ANNUAL REPORT OF RESEARCH FACILITY
(TYPE OR PRINT)

North American Science Associates Inc
Namsa Inc
~~2200 Frank Road~~ 6750 Wales Road
Northwood, OH 43619

Telephone: (419) -666-9455

3. REPORTING FACILITY (List all locations where animals were housed or used in actual research, testing, or experimentation, or held for these purposes. Attach additional sheets if necessary)

FACILITY LOCATIONS (Sites) - See Attached Listing

REPORT OF ANIMALS USED BY OR UNDER CONTROL OF RESEARCH FACILITY (Attach additional sheets if necessary or use APHIS Form 7023A)

A. Animals Covered By The Animal Welfare Regulations	B. Number of animal being bred, conditioned, or held for use in teaching, testing, experiments, research, or surgery but not ye used for such purposes.	C. Number of animals upon which teaching, research, experiments, or tests were conducted involving no pain, distress, or use o pain-relieving drugs.	D. Number of animals upon which experiments, teaching, research, surgery, or tests were conducted involving accompanying pain or distress to the animals an for which appropriate anesthetic, analgesic, or tranquilizing drugs were used.	E. Number of animals upon which teaching, experiments, research, surgery or tests were conducted involving accompanying pain or distress to the animals and for wh the use of appropriate anesthetic, analgesic, or tranquiliz drugs would have adversely affected the procedures, res or interpretation of the teaching, research, experiments, surgery, or tests. (An explanation of the procedures producing pain or distress in these animals and the reas such drugs were not used must be attached to this report	F. TOTAL NUMBER OF ANIMALS (COLUMNS C + D + E)
4. Dogs	0	1	183		184
5. Cats					
6. Guinea Pigs	300	22,320			22,320
7. Hamsters			20		20
8. Rabbits	72	9,008	7,604		16,612
9. Non-human Primates					
10. Sheep			3		3
11. Pigs			154		154
12. Other Farm Animals			2 Goats		2
13. Other Animals					

ASSURANCE STATEMENTS

- 1) Professionally acceptable standards governing the care, treatment, and use of animals, including appropriate use of anesthetic, analgesic, and tranquilizing drugs, prior to, during, and following actual rest teaching, testing, surgery, or experimentation were followed by this research facility.
- 2) Each principal investigator has considered alternatives to painful procedures.
- 3) This facility is adhering to the standards and regulations under the Act, and it has required that exceptions to the standards and regulations be specified and explained by the principal investigator and ap Institutional Animal Care and Use Committee (IACUC). A summary of all such exceptions is attached to this annual report. In addition to identifying the IACUC-approved exceptions, this summary inc brief explanation of the exceptions, as well as the species and number of animals affected.
- 4) The attending veterinarian for this research facility has appropriate authority to ensure the provision of adequate veterinary care and to oversee the adequacy of other aspects of animal care and use.

CERTIFICATION BY HEADQUARTERS RESEARCH FACILITY OFFICIAL
(Chief Executive Officer or Legally Responsible Institutional Official)

(NAME & TITLE OF C.E.O. OR INSTITUTIONAL OFFICIAL) (Type or Print)

DATE SIGNED

12-1-04

NOV 19 2004

Agency Report Control No. *for*

UNITED STATES DEPARTMENT OF AGRICULTURE
ANIMAL AND PLANT HEALTH INSPECTION SERVICE

1. CERTIFICATE NUMBER: 31-R-0082
CUSTOMER NUMBER: 251

FORM APPROVED
OMB NO. 0579-0036

ANNUAL REPORT OF RESEARCH FACILITY
(TYPE OR PRINT)

Ohio University
Office Of Compliance
Research And Technology Bldg 117
Athens, OH 45701

Telephone: (740) -593-0370

3. REPORTING FACILITY (List all locations where animals were housed or used in actual research, testing, or experimentation, or held for these purposes. Attach additional sheets if necessary)

FACILITY LOCATIONS (Sites) - See Attached Listing

Life Sciences, Grosvenor &
Biochemistry

REPORT OF ANIMALS USED BY OR UNDER CONTROL OF RESEARCH FACILITY (Attach additional sheets if necessary or use APHIS Form 7023A)

A. Animals Covered By The Animal Welfare Regulations	B. Number of animal being bred, conditioned, or held for use in teaching, testing, experiments, research, or surgery but not yet used for such purposes.	C. Number of animals upon which teaching, research, experiments, or tests were conducted involving no pain, distress, or use of pain-relieving drugs.	D. Number of animals upon which experiments, teaching, research, surgery, or tests were conducted involving accompanying pain or distress to the animals and for which appropriate anesthetic, analgesic, or tranquilizing drugs were used.	E. Number of animals upon which teaching, experiments, research, surgery or tests were conducted involving accompanying pain or distress to the animals and for which the use of appropriate anesthetic, analgesic, or tranquiliz drugs would have adversely affected the procedures, res or interpretation of the teaching, research, experiments, surgery, or tests. (An explanation of the procedures producing pain or distress in these animals and the reas such drugs were not used must be attached to this report	F. TOTAL NUM OF ANIMA (COLUMN C + D +
4. Dogs					
5. Cats					
6. Guinea Pigs					
7. Hamsters	250		122		122
8. Rabbits	1		4		4
9. Non-human Primates					
10. Sheep					
11. Pigs					
12. Other Farm Animals					
13. Other Animals					8
Bats	4		2		2
Monodelphis		6	2		2

ASSURANCE STATEMENTS

- 1) Professionally acceptable standards governing the care, treatment, and use of animals, including appropriate use of anesthetic, analgesic, and tranquilizing drugs, prior to, during, and following actual teaching, testing, surgery, or experimentation were followed by this research facility.
- 2) Each principal investigator has considered alternatives to painful procedures.
- 3) This facility is adhering to the standards and regulations under the Act, and it has required that exceptions to the standards and regulations be specified and explained by the principal investigator and Institutional Animal Care and Use Committee (IACUC). A summary of all such exceptions is attached to this annual report. In addition to identifying the IACUC-approved exceptions, this summary brief explanation of the exceptions, as well as the species and number of animals affected.
- 4) The attending veterinarian for this research facility has appropriate authority to ensure the provision of adequate veterinary care and to oversee the adequacy of other aspects of animal care and use.

CERTIFICATION BY HEADQUARTERS RESEARCH FACILITY OFFICIAL
(Chief Executive Officer or Legally Responsible Institutional Official)

NAME & TITLE OF C.E.O. OR INSTITUTIONAL OFFICIAL (Type or Print)

DATE SIGN

OCT 29 2004

See attached form for additional information.

Interagency Report Control No. *9/27*

UNITED STATES DEPARTMENT OF AGRICULTURE
ANIMAL AND PLANT HEALTH INSPECTION SERVICE

1. CERTIFICATE NUMBER: 31-R-0088
CUSTOMER NUMBER: 252

FORM APPROVED
OMB NO. 0579-0036

ANNUAL REPORT OF RESEARCH FACILITY
(TYPE OR PRINT)

10/01/03 - 09/30/04

Columbus State Community College
550 E. Spring Street
Columbus, OH 43216

Telephone: (614)-287-2400

3. REPORTING FACILITY (List all locations where animals were housed or used in actual research, testing, or experimentation, or held for these purposes. Attach additional sheets if necessary)

FACILITY LOCATIONS (Sites) - See Attached Listing

REPORT OF ANIMALS USED BY OR UNDER CONTROL OF RESEARCH FACILITY (Attach additional sheets if necessary or use APHIS Form 7023A)

A. Animals Covered By The Animal Welfare Regulations	B. Number of animal being bred, conditioned, or held for use in teaching, testing, experiments, research, or surgery but not yet used for such purposes.	C. Number of animals upon which teaching, research, experiments, or tests were conducted involving no pain, distress, or use of pain-relieving drugs.	D. Number of animals upon which experiments, teaching, research, surgery, or tests were conducted involving accompanying pain or distress to the animals an for which appropriate anesthetic, analgesic, or tranquilizing drugs were used.	E. Number of animals upon which teaching, experiments, research, surgery or tests were conducted involving accompanying pain or distress to the animals and for wh the use of appropriate anesthetic, analgesic, or tranquiliz drugs would have adversely affected the procedures, res or interpretation of the teaching, research, experiments, surgery, or tests. (An explanation of the procedures producing pain or distress in these animals and the reaso such drugs were not used must be attached to this report	F. TOTAL NUMBER OF ANIMALS (COLUMNS C + D + E)
4. Dogs	3		30		30
5. Cats	3		25		25
6. Guinea Pigs		12			12
7. Hamsters					
8. Rabbits					
9. Non-human Primates					
10. Sheep					
11. Pigs					
12. Other Farm Animals					
13. Other Animals					

ASSURANCE STATEMENTS

- 1) Professionally acceptable standards governing the care, treatment, and use of animals, including appropriate use of anesthetic, analgesic, and tranquilizing drugs, prior to, during, and following actual res teaching, testing, surgery, or experimentation were followed by this research facility.
- 2) Each principal investigator has considered alternatives to painful procedures.
- 3) This facility is adhering to the standards and regulations under the Act, and it has required that exceptions to the standards and regulations be specified and explained by the principal investigator and ap Institutional Animal Care and Use Committee (IACUC). A summary of all such exceptions is attached to this annual report. In addition to identifying the IACUC-approved exceptions, this summary inc brief explanation of the exceptions, as well as the species and number of animals affected.
- 4) The attending veterinarian for this research facility has appropriate authority to ensure the provision of adequate veterinary care and to oversee the adequacy of other aspects of animal care and use.

CERTIFICATION BY HEADQUARTERS RESEARCH FACILITY OFFICIAL
(Chief Executive Officer or Legally Responsible Institutional Official)

SIGNATURE OF C.E.O. OR INSTITUTIONAL OFFICIAL

NAME & TITLE OF C.E.O. OR INSTITUTIONAL OFFICIAL (Type or Print)

DATE SIGNED

10/21/04

UNITED STATES DEPARTMENT OF AGRICULTURE ANIMAL AND PLANT HEALTH INSPECTION SERVICE 2004 ANNUAL REPORT OF RESEARCH FACILITY (TYPE OR PRINT)	1. CERTIFICATE NUMBER: 31-R-0089 CUSTOMER NUMBER: 253	FORM APPROVED OMB NO. 0579-0036
Wll Research Laboratories Inc 1407 George Road Ashland, OH 44805 Telephone: (419) -289-8700		NOV 19 2004

3. REPORTING FACILITY (List all locations where animals were housed or used in actual research, testing, or experimentation, or held for these purposes. Attach additional sheets if necessary)

FACILITY LOCATIONS (Sites) - ~~See Attached~~ Buildings B and D at above address

REPORT OF ANIMALS USED BY OR UNDER CONTROL OF RESEARCH FACILITY (Attach additional sheets if necessary or use APHIS Form 7023A)

A. Animals Covered By The Animal Welfare Regulations	B. Number of animal being bred, conditioned, or held for use in teaching, testing, experiments, research, or surgery but not used for such purposes.	C. Number of animals upon which teaching, research, experiments, or tests were conducted involving no pain, distress, or use of pain-relieving drugs.	D. Number of animals upon which experiments, teaching, research, surgery, or tests were conducted involving accompanying pain or distress to the animals an for which appropriate anesthetic, analgesic, or tranquilizing drugs were used.	E. Number of animals upon which teaching, experiments, research, surgery or tests were conducted involving accompanying pain or distress to the animals and for wh the use of appropriate anesthetic, analgesic, or tranquiliz drugs would have adversely affected the procedures, res or interpretation of the teaching, research, experiments, surgery, or tests. (An explanation of the procedures producing pain or distress in these animals and the reas such drugs were not used must be attached to this report	F. TOTAL NUMBER OF ANIMALS (COLUMNS C + D + E)
4. Dogs	203	638	150	0	788
5. Cats	0	0	0	0	0
6. Guinea Pigs	205	471	85	0	556
7. Hamsters	0	0	72	0	72
8. Rabbits	221	2570	110	11	2691
9. Non-human Primates	121	136	32	0	168
10. Sheep	0	0	0	0	0
11. Pigs	0	33	3	0	36
12. Other Farm Animals	0	0	0	0	0
13. Other Animals	0	0	0	0	0

ASSURANCE STATEMENTS

- 1) Professionally acceptable standards governing the care, treatment, and use of animals, including appropriate use of anesthetic, analgesic, and tranquilizing drugs, prior to, during, and following actual rese teaching, testing, surgery, or experimentation were followed by this research facility.
- 2) Each principal investigator has considered alternatives to painful procedures.
- 3) This facility is adhering to the standards and regulations under the Act, and it has required that exceptions to the standards and regulations be specified and explained by the principal investigator and ap Institutional Animal Care and Use Committee (IACUC). A summary of all such exceptions is attached to this annual report. In addition to identifying the IACUC-approved exceptions, this summary int brief explanation of the exceptions, as well as the species and number of animals affected.
- 4) The attending veterinarian for this research facility has appropriate authority to ensure the provision of adequate veterinary care and to oversee the adequacy of other aspects of animal care and use.

CERTIFICATION BY HEADQUARTERS RESEARCH FACILITY OFFICIAL
(Chief Executive Officer or Legally Responsible Institutional Official)

SIGNATURE OF C.E.O. OR IN	NAME & TITLE OF C.E.O. OR INSTITUTIONAL OFFICIAL (Type or Print)	DATE SIGNED 11/17/2004
---------------------------	--	---------------------------

EG

USDA Annual Report-2004

Reporting Period- October 1, 2003 through September 30, 2004

Facility Registration Number: 31-R-0089 prior to 10/1/04
31-R-0117 after 10/1/04

Category "E" Rabbits

Eleven rabbits were classified under Category "E."

Eight rabbits were in acute dermal irritation studies and may have suffered pain and/or distress from corrosive skin lesions. The purpose of these studies was to evaluate the irritative effects of test materials when applied topically as a single administration to rabbits. Seven rabbits were part of an EPA study designed and conducted under EPA OPPTS guideline 870.1200 (1998) and OECD Guidelines for Testing Chemicals, section 402 (1987). This study was also conducted in compliance with the US EPA Good Laboratory Practices (40 CFR Parts 160 and 792). One rabbit was involved in a FDA study designed in compliance with OECD guideline 404 (2002) and conducted in compliance with the US FDA Good Laboratory Practices (21 CFR part 58). The rabbits were evaluated daily by animal health technicians and the condition of their skin was graded for the severity of erythema, edema, eschar formation and fissuring present at the application site. Other signs of pain and/or distress, such as inappetence, weight loss, or vocalization were not observed.

Three rabbits that may have experienced pain and/or distress were in an ocular irritation study. This acute eye irritation study was designed and conducted in compliance with EPA OPPTS Guideline 870.2400 (1998), OECD Guidelines for Testing Chemicals, Section 405 (2002) and was also conducted in compliance with US EPA Good Laboratory Practices (40 CFR Parts 160). The purpose of this study was to evaluate the irritative effects of test materials when applied topically to the eye as a single administration to rabbits. The rabbits were evaluated daily by animal health technicians and the treated eyes were graded for severity of conjunctivitis, ocular discharge, hemorrhage of conjunctival tissue and degree of corneal damage. No other signs of pain and/or distress were noted, such as inappetence, weight loss or vocalization.



USDA Annual Report-2004

Reporting Period- October 1, 2003 through September 30, 2004

Facility Registration Number: 31-R-0089 prior to 10/1/04
31-R-0117 after 10/1/04

IACUC approved reportable exceptions to the Animal Welfare Act

97 Beagle dogs used in Telemetry Cardiovascular Assessment Studies were implanted with DSI telemetry implants and exempted from exercise during the 14 day surgical recovery period. These animals were given regular opportunity for exercise and socialization prior to and after a 14 day surgical recovery. During the surgical recovery period, dogs were given daily contact and interaction with the technical staff as well as visual, auditory and olfactory stimuli from other dogs in the room.

48 beagle dogs were part of a 4 week continuous IV infusion study. The animals were given regular opportunity for exercise and socialization prior to femoral vein catheterization. During recovery from surgery and during test article administration, dogs were exempted from exercise. The animals were given daily contact and interaction with the technical staff as well as visual, auditory and olfactory stimuli from the other dogs on this study.



UNITED STATES DEPARTMENT OF AGRICULTURE
ANIMAL AND PLANT HEALTH INSPECTION SERVICE

1. CERTIFICATE NUMBER: 31-R-0092
CUSTOMER NUMBER: 255

FORM APPROVED
OMB NO. 0579-0036

ANNUAL REPORT OF RESEARCH FACILITY
(TYPE OR PRINT)

Northeastern Ohio Universities College Of Medicine
4209 State Route 44
P.O. Box 95
Rootstown, OH 44272

Telephone: (330) -325-6556

NOV 17 2004

3. REPORTING FACILITY (List all locations where animals were housed or used in actual research, testing, or experimentation, or held for these purposes. Attach additional sheets if necessary)

FACILITY LOCATIONS (Sites) - See Attached Listing

REPORT OF ANIMALS USED BY OR UNDER CONTROL OF RESEARCH FACILITY (Attach additional sheets if necessary or use APHIS Form 7023A)

A. Animals Covered By The Animal Welfare Regulations	B. Number of animal being bred, conditioned, or held for use in teaching, testing, experiments, research, or surgery but not yet used for such purposes.	C. Number of animals upon which teaching, research, experiments, or tests were conducted involving no pain, distress, or use of pain-relieving drugs.	D. Number of animals upon which experiments, teaching, research, surgery, or tests were conducted involving accompanying pain or distress to the animals an for which appropriate anesthetic, analgesic, or tranquilizing drugs were used.	E. Number of animals upon which teaching, experiments, research, surgery or tests were conducted involving accompanying pain or distress to the animals and for wh the use of appropriate anesthetic, analgesic, or tranquilizing drugs would have adversely affected the procedures, res or interpretation of the teaching, research, experiments, surgery, or tests. (An explanation of the procedures producing pain or distress in these animals and the reas such drugs were not used must be attached to this report	F. TOTAL NUMBER OF ANIMALS (COLUMNS C + D + E)
4. Dogs	2	0	42	0	42
5. Cats	0	0	11	0	11
6. Guinea Pigs	12	0	74	0	74
7. Hamsters	0	0	0	0	0
8. Rabbits	0	0	14	0	14
9. Non-human Primates	0	2	0	0	0
10. Sheep	0	0	0	0	0
11. Pigs	0	0	26	0	26
12. Other Farm Animals	0	0	0	0	0
	0	0	0	0	0
13. Other Animals	0	0	0	0	0
Bats	77	0	93	0	93
Ferrets	0	0	12	0	12
0	0	0	0	0	0

ASSURANCE STATEMENTS

- 1) Professionally acceptable standards governing the care, treatment, and use of animals, including appropriate use of anesthetic, analgesic, and tranquilizing drugs, prior to, during, and following actual rese teaching, testing, surgery, or experimentation were followed by this research facility.
- 2) Each principal investigator has considered alternatives to painful procedures.
- 3) This facility is adhering to the standards and regulations under the Act, and it has required that exceptions to the standards and regulations be specified and explained by the principal investigator and ap Institutional Animal Care and Use Committee (IACUC). A summary of all such exceptions is attached to this annual report. In addition to identifying the IACUC-approved exceptions, this summary n brief explanation of the exceptions, as well as the species and number of animals affected.
- 4) The attending veterinarian for this research facility has appropriate authority to ensure the provision of adequate veterinary care and to oversee the adequacy of other aspects of animal care and use.

CERTIFICATION BY HEADQUARTERS RESEARCH FACILITY OFFICIAL
(Chief Executive Officer or Legally Responsible Institutional Official)

NAME & TITLE OF C.E.O. OR INSTITUTIONAL OFFICIAL (Type or Print)

DATE SIGNED

(B), which is obsolete.)

11/8/04

UNITED STATES DEPARTMENT OF AGRICULTURE
ANIMAL AND PLANT HEALTH INSPECTION SERVICE

1. CERTIFICATE NUMBER: 31-R-0097
CUSTOMER NUMBER: 256

FORM APPROVED
OMB NO. 0579-0036

ANNUAL REPORT OF RESEARCH FACILITY
(TYPE OR PRINT)

Meridian Bioscience, Inc.
3471 River Hills Drive
Cincinnati, OH 45244

OCT 14 2004

Telephone: (513)-271-3700

3. REPORTING FACILITY (List all locations where animals were housed or used in actual research, testing, or experimentation, or held for these purposes. Attach additional sheets if necessary)

FACILITY LOCATIONS (Sites) - See Attached Listing

REPORT OF ANIMALS USED BY OR UNDER CONTROL OF RESEARCH FACILITY (Attach additional sheets if necessary or use APHIS Form 7023A)

A. Animals Covered By The Animal Welfare Regulations	B. Number of animal being bred, conditioned, or held for use in teaching, testing, experiments, research, or surgery but not yet used for such purposes.	C. Number of animals upon which teaching, research, experiments, or tests were conducted involving no pain, distress, or use of pain-relieving drugs.	D. Number of animals upon which experiments, teaching, research, surgery, or tests were conducted involving accompanying pain or distress to the animals an for which appropriate anesthetic, analgesic, or tranquilizing drugs were used.	E. Number of animals upon which teaching, experiments, research, surgery or tests were conducted involving accompanying pain or distress to the animals and for wh the use of appropriate anesthetic, analgesic, or tranquiliz drugs would have adversely affected the procedures, res or interpretation of the teaching, research, experiments, surgery, or tests. (An explanation of the procedures producing pain or distress in these animals and the reas such drugs were not used must be attached to this report	F. TOTAL NUMBER OF ANIMALS (COLUMNS C + D + E)
4. Dogs					
5. Cats					
6. Guinea Pigs					
7. Hamsters					
8. Rabbits	0	51	0	0	51
9. Non-human Primates					
10. Sheep					
11. Pigs					
12. Other Farm Animals					
Goats	0	29	0	0	29
13. Other Animals					

ASSURANCE STATEMENTS

- 1) Professionally acceptable standards governing the care, treatment, and use of animals, including appropriate use of anesthetic, analgesic, and tranquilizing drugs, prior to, during, and following actual res teaching, testing, surgery, or experimentation were followed by this research facility.
- 2) Each principal investigator has considered alternatives to painful procedures.
- 3) This facility is adhering to the standards and regulations under the Act, and it has required that exceptions to the standards and regulations be specified and explained by the principal investigator and ap Institutional Animal Care and Use Committee (IACUC). A summary of all such exceptions is attached to this annual report. In addition to identifying the IACUC-approved exceptions, this summary inc brief explanation of the exceptions, as well as the species and number of animals affected.
- 4) The attending veterinarian for this research facility has appropriate authority to ensure the provision of adequate veterinary care and to oversee the adequacy of other aspects of animal care and use.

CERTIFICATION BY HEADQUARTERS RESEARCH FACILITY OFFICIAL
(Chief Executive Officer or Legally Responsible Institutional Official)

IAL

NAME & TITLE OF C.E.O. OR INSTITUTIONAL OFFICIAL (Type or Print)

DATE SIGNED

10/12/04

Licensee/Registrant Name: Meridian Bioscience, Inc.

License/Registration Number: 31-R-0097

Please list below all sites that house regulated animals under the above number. Be sure to include all requested information. If the line does not apply, please mark it N/A. If you have more than three (3) sites copy this form as many times as needed before filling in the sites.

Site No.: 1 Name/Department: Clerco
Address: 3858 Debby Carol Drive
Cincinnati, OH 45245

Building: _____

Floor/Room: _____

Contact Person: [REDACTED] Phone No.: [REDACTED]

Site No.: 2 Name/Department: Snowhill
Address: 3051 Snowhill Road
Cincinnati, OH 45245

Building: _____

Floor/Room: _____

Contact Person: [REDACTED] Phone No.: [REDACTED]

Site No.: N/A Name/Department: _____
Address: _____

Building: _____

Floor/Room: _____

Contact Person: _____ Phone No.: _____

UNITED STATES DEPARTMENT OF AGRICULTURE
ANIMAL AND PLANT HEALTH INSPECTION SERVICE

1. REGISTRATION NO. 31-R-0100	CUSTOMER NO. 247	FORM APPROVED OMB NO. 0579-0036
2. HEADQUARTERS RESEARCH FACILITY (Name and Address, as registered with USDA, include Zip Code)		
CENTER FOR CONS & RESEARCH OF ENDANGERED WILDLIFE 3400 VINE STREET CINCINNATI, OH 45220		

ANNUAL REPORT OF RESEARCH FACILITY
(TYPE OR PRINT)

3. REPORTING FACILITY (List all locations where animals were housed or used in actual research, testing, teaching, or experimentation, or held for these purposes. Attach additional sheets if necessary.)

FACILITY LOCATIONS/sites

CENTER FOR REPRODUCTION OF ENDANGERED WILDLIFE
CINCINNATI, OH 45220

REPORT OF ANIMALS USED BY OR UNDER CONTROL OF RESEARCH FACILITY (Attach additional sheets if necessary or use APHIS FORM 7023A)

A. Animals Covered By The Animal Welfare Regulations	B. Number of animals being bred, conditioned, or held for use in teaching, testing, experiments, research, or surgery but not yet used for such purposes.	C. Number of animals upon which teaching, research, experiments, or tests were conducted involving no pain, distress, or use of pain-relieving drugs.	D. Number of animals upon which experiments, teaching, research, surgery, or tests were conducted involving accompanying pain or distress to the animals and for which appropriate anesthetic, analgesic, or tranquilizing drugs were used.	E. Number of animals upon which teaching, experiments, research, surgery or tests were conducted involving accompanying pain or distress to the animals and for which the use of appropriate anesthetic, analgesic, or tranquilizing drugs would have adversely affected the procedures, results, or interpretation of the teaching, research, experiments, surgery, or tests. (An explanation of the procedures producing pain or distress in these animals and the reasons such drugs were not used must be attached to this report)	F. TOTAL NO. OF ANIMALS (Cols. C + D + E)
4. Dogs					
5. Cats	35	4	76		80
6. Guinea Pigs					
7. Hamsters					
8. Rabbits					
9. Non-Human Primates					
10. Sheep					
11. Pigs					
12. Other Farm Animals					
13. Other Animals					

ASSURANCE STATEMENTS

- 1) Professionally acceptable standards governing the care, treatment, and use of animals, including appropriate use of anesthetic, analgesic, and tranquilizing drugs, prior to, during, and following actual research, teaching, testing, surgery, or experimentation were followed by this research facility.
- 2) Each principal investigator has considered alternatives to painful procedures.
- 3) This facility is adhering to the standards and regulations under the Act, and it has required that exceptions to the standards and regulations be specified and explained by the principal investigator and approved by the Institutional Animal Care and Use Committee (IACUC). A summary of all the exceptions is attached to this annual report. In addition to identifying the IACUC-approved exceptions, this summary includes a brief explanation of the exceptions, as well as the species and number of animals affected.
- 4) The attending veterinarian for this research facility has appropriate authority to ensure the provision of adequate veterinary care and to oversee the adequacy of other aspects of animal care and use.

CERTIFICATION BY HEADQUARTERS RESEARCH FACILITY OFFICIAL
(Chief Executive Officer or Legally Responsible Institutional official)

I certify that the above is true, correct, and complete (7 U.S.C. Section 2143)

SIGNATURE OF C.E.O. OR INSTITUTIONAL OFFICIAL	NAME & TITLE OF C.E.O. OR INSTITUTIONAL OFFICIAL (Type or Print)	DATE SIGNED 10/25/2004
---	--	---------------------------

UNITED STATES DEPARTMENT OF AGRICULTURE
ANIMAL AND PLANT HEALTH INSPECTION SERVICE

1. REGISTRATION NO. 31-R-0102	CUSTOMER NO. 259	FORM APPROVED OMB NO. 0579-0036
2. HEADQUARTERS RESEARCH FACILITY (Name and Address, as registered with USDA, include Zip Code) AKRON GENERAL MEDICAL CENTER 400 WABASH AVENUE AKRON, OH 44307		

ANNUAL REPORT OF RESEARCH FACILITY
(TYPE OR PRINT)

3. REPORTING FACILITY (List all locations where animals were housed or used in actual research, testing, teaching, or experimentation, or held for these purposes. Attach additional sheets if necessary.)

FACILITY LOCATIONS(sites)

CALHOUN RESEARCH LABORATORY AKRON, OH 44307	

REPORT OF ANIMALS USED BY OR UNDER CONTROL OF RESEARCH FACILITY (Attach additional sheets if necessary or use APHIS FORM 7023A)

A. Animals Covered By The Animal Welfare Regulations	B. Number of animals being bred, conditioned, or held for use in teaching, testing, experiments, research, or surgery but not yet used for such purposes.	C. Number of animals upon which teaching, research, experiments, or tests were conducted involving no pain, distress, or use of pain-relieving drugs.	D. Number of animals upon which experiments, teaching, research, surgery, or tests were conducted involving accompanying pain or distress to the animals and for which appropriate anesthetic, analgesic, or tranquilizing drugs were used.	E. Number of animals upon which teaching, experiments, research, surgery or tests were conducted involving accompanying pain or distress to the animals and for which the use of appropriate anesthetic, analgesic, or tranquilizing drugs would have adversely affected the procedures, results, or interpretation of the teaching, research, experiments, surgery, or tests. (An explanation of the procedures producing pain or distress in these animals and the reasons such drugs were not used must be attached to this report)	F. TOTAL NO. OF ANIMALS (Cols. C + D + E)
4. Dogs					
5. Cats					
6. Guinea Pigs					
7. Hamsters					
8. Rabbits					
9. Non-Human Primates					
10. Sheep					
11. Pigs					
12. Other Farm Animals					
13. Other Animals					

ASSURANCE STATEMENTS

- 1) Professionally acceptable standards governing the care, treatment, and use of animals, including appropriate use of anesthetic, analgesic, and tranquilizing drugs, prior to, during, and following actual research, teaching, testing, surgery, or experimentation were followed by this research facility.
- 2) Each principal investigator has considered alternatives to painful procedures.
- 3) This facility is adhering to the standards and regulations under the Act, and it has required that exceptions to the standards and regulations be specified and explained by the principal investigator and approved by the Institutional Animal Care and Use Committee (IACUC). A summary of all the exceptions is attached to this annual report. In addition to identifying the IACUC-approved exceptions, this summary includes a brief explanation of the exceptions, as well as the species and number of animals affected.
- 4) The attending veterinarian for this research facility has appropriate authority to ensure the provision of adequate veterinary care and to oversee the adequacy of other aspects of animal care and use.

CERTIFICATION BY HEADQUARTERS RESEARCH FACILITY OFFICIAL
(Chief Executive Officer or Legally Responsible Institutional official)

I certify that the above is true, correct, and complete (7 U.S.C. Section 2143)

SIGNATURE OF C.E.O. OR INSTITUTIONAL OFFICIAL	NAME & TITLE OF C.E.O. OR INSTITUTIONAL OFFICIAL (Type or Print)	DATE SIGNED 10/21/2004
--	---	----------------------------------

This report is required by law (7 USC 2143). Failure to report according to the regulations can result in an order to cease and desist and to be subject to penalties as provided for in Section 211

Corrected Copy
DEC 21 2004
 See attached form for additional information. Interagency Report Control No. *su*

UNITED STATES DEPARTMENT OF AGRICULTURE
 ANIMAL AND PLANT HEALTH INSPECTION SERVICE

1. CERTIFICATE NUMBER: 31-R-0112
 CUSTOMER NUMBER: 1803

FORM APPROVED
 OMB NO. 0579-0036

ANNUAL REPORT OF RESEARCH FACILITY
 (TYPE OR PRINT)

Oberlin College
 119 Woodland St
 Oberlin, OH 44074

Telephone: (440) -775-8309

3. REPORTING FACILITY (List all locations where animals were housed or used in actual research, testing, or experimentation, or held for these purposes. Attach additional sheets if necessary)

FACILITY LOCATIONS (Sites) - See Attached Listing

REPORT OF ANIMALS USED BY OR UNDER CONTROL OF RESEARCH FACILITY (Attach additional sheets if necessary or use APHIS Form 7023A)

A. Animals Covered By The Animal Welfare Regulations	B. Number of animals being bred, conditioned, or held for use in teaching, testing, experiments, research, or surgery but not yet used for such purposes.	C. Number of animals upon which teaching, research, experiments, or tests were conducted involving no pain, distress, or use of pain-relieving drugs.	D. Number of animals upon which experiments, teaching, research, surgery, or tests were conducted involving accompanying pain or distress to the animals and for which appropriate anesthetic, analgesic, or tranquilizing drugs were used.	E. Number of animals upon which teaching, experiments, research, surgery or tests were conducted involving accompanying pain or distress to the animals and for which the use of appropriate anesthetic, analgesic, or tranquilizing drugs would have adversely affected the procedures, results, or interpretation of the teaching, research, experiments, surgery, or tests. (An explanation of the procedures producing pain or distress in these animals and the reasons such drugs were not used must be attached to this report).	F. TOTAL NUMBER OF ANIMALS (COLUMNS C + D + E)
4. Dogs					
5. Cats					
6. Guinea Pigs	25	0	0	0	0
7. Hamsters					
8. Rabbits					
9. Non-human Primates					
10. Sheep					
11. Pigs					
12. Other Farm Animals					
13. Other Animals					
Opossums	54 (monthly average)	0	25	0	25

ASSURANCE STATEMENTS

- 1) Professionally acceptable standards governing the care, treatment, and use of animals, including appropriate use of anesthetic, analgesic, and tranquilizing drugs, prior to, during, and following actual research, teaching, testing, surgery, or experimentation were followed by this research facility.
- 2) Each principal investigator has considered alternatives to painful procedures.
- 3) This facility is adhering to the standards and regulations under the Act, and it has required that exceptions to the standards and regulations be specified and explained by the principal investigator and an Institutional Animal Care and Use Committee (IACUC). A summary of all such exceptions is attached to this annual report. In addition to identifying the IACUC-approved exceptions, this summary includes a brief explanation of the exceptions, as well as the species and number of animals affected.
- 4) The attending veterinarian for this research facility has appropriate authority to ensure the provision of adequate veterinary care and to oversee the adequacy of other aspects of animal care and use.

CERTIFICATION BY HEADQUARTERS RESEARCH FACILITY OFFICIAL
 (Chief Executive Officer or Legally Responsible Institutional Official)

NAME & TITLE OF C.E.O. OR INSTITUTIONAL OFFICIAL (Type or Print)

DATE SIGNED

20 December
 2004

(which is obsolete.)

UNITED STATES DEPARTMENT OF AGRICULTURE ANIMAL AND PLANT HEALTH INSPECTION SERVICE ANNUAL REPORT OF RESEARCH FACILITY (TYPE OR PRINT)	1. CERTIFICATE NUMBER: 31-R-0113 CUSTOMER NUMBER: 10115	FORM APPROVED OMB NO. 0579-0036
Ahed Of Ohio, Inc Stautzenberger College 5355 Southwyck Blvd Toledo, OH 43614 Telephone: (212) -292-4956		

NOV 2 2 2004

3. REPORTING FACILITY (List all locations where animals were housed or used in actual research, testing, or experimentation, or held for these purposes. Attach additional sheets if necessary)

FACILITY LOCATIONS (Sites) - See Attached Listing

REPORT OF ANIMALS USED BY OR UNDER CONTROL OF RESEARCH FACILITY (Attach additional sheets if necessary or use APHIS Form 7023A)

A. Animals Covered By The Animal Welfare Regulations	B. Number of animal being bred, conditioned, or held for use in teaching, testing, experiments, research, or surgery but not yet used for such purposes.	C. Number of animals upon which teaching, research, experiments, or tests were conducted involving no pain, distress, or use of pain-relieving drugs.	D. Number of animals upon which experiments, teaching, research, surgery, or tests were conducted involving accompanying pain or distress to the animals and for which appropriate anesthetic, analgesic, or tranquilizing drugs were used.	E. Number of animals upon which teaching, experiments, research, surgery or tests were conducted involving accompanying pain or distress to the animals and for which the use of appropriate anesthetic, analgesic, or tranquilizing drugs would have adversely affected the procedures, results or interpretation of the teaching, research, experiments, surgery, or tests. (An explanation of the procedures producing pain or distress in these animals and the reason such drugs were not used must be attached to this report)	F. TOTAL NUMBER OF ANIMALS (COLUMNS C + D + E)
4. Dogs	0	101	309	0	410
5. Cats	0	82	434	0	516
6. Guinea Pigs	0	0	0	0	0
7. Hamsters	0	4	0	0	4
8. Rabbits	0	0	0	0	0
9. Non-human Primates	0	0	0	0	0
10. Sheep	0	0	0	0	0
11. Pigs	0	0	0	0	0
12. Other Farm Animals	0	0	0	0	0
13. Other Animals					
Rats	0	15	0	0	15
Mice	0	28	0	0	28
Gerbils	0	6	0	0	6

ASSURANCE STATEMENTS

- 1) Professionally acceptable standards governing the care, treatment, and use of animals, including appropriate use of anesthetic, analgesic, and tranquilizing drugs, prior to, during, and following actual research, testing, surgery, or experimentation were followed by this research facility.
- 2) Each principal investigator has considered alternatives to painful procedures.
- 3) This facility is adhering to the standards and regulations under the Act, and it has required that exceptions to the standards and regulations be specified and explained by the principal investigator and an Institutional Animal Care and Use Committee (IACUC). A summary of all such exceptions is attached to this annual report. In addition to identifying the IACUC-approved exceptions, this summary includes a brief explanation of the exceptions, as well as the species and number of animals affected.
- 4) The attending veterinarian for this research facility has appropriate authority to ensure the provision of adequate veterinary care and to oversee the adequacy of other aspects of animal care and use.

CERTIFICATION BY HEADQUARTERS RESEARCH FACILITY OFFICIAL (Chief Executive Officer or Legally Responsible Institutional Official)	
_____ NAME & TITLE OF C.E.O. OR INSTITUTIONAL OFFICIAL (Type or Print)	DATE SIGNED 11/15/04

DEC 02 2003

UNITED STATES DEPARTMENT OF AGRICULTURE
ANIMAL AND PLANT HEALTH INSPECTION SERVICE

1. REGISTRATION NO:

31-12-0114

FORM APPROVED
OMB NO. 0579-0036

ANNUAL REPORT OF RESEARCH FACILITY
(TYPE OR PRINT)

2. HEADQUARTERS RESEARCH FACILITY (Name and Address, as registered with USDA, include Zip Code)

31-R-0114, Cust Id 9423

Q TEST, L T D
PO BOX 12381
COLUMBUS, OH 43212

3. REPORTING FACILITY (List all locations where animals were housed or used in actual research, testing sheets if necessary)

attach additional

FACILITY LOCATIONS (Sites)

6456 Fiesta Drive
Col OH 43235

REPORT OF ANIMALS USED BY OR UNDER CONTROL OF RESEARCH FACILITY (Attach additional sheets if necessary or use APHIS FORM 7023A)

A. Animals Covered By The Animal Welfare Regulations	B. Number of animals being bred, conditioned, or held for use in teaching, testing, experiments, research, or surgery but not yet used for such purposes.	C. Number of animals upon which teaching, research, experiments, or tests were conducted involving no pain, distress, or use of pain-relieving drugs.	D. Number of animals upon which experiments, teaching, research, surgery, or tests were conducted involving accompanying pain or distress to the animals and for which appropriate anesthetic, analgesic, or tranquilizing drugs were used.	E. Number of animals upon which teaching, experiments, research, surgery or tests were conducted involving accompanying pain or distress to the animals and for which the use of appropriate anesthetic, analgesic, or tranquilizing drugs would have adversely affected the procedures, results, or interpretation of the teaching, research, experiments, surgery, or tests. (An explanation of the procedures producing pain or distress in these animals and the reasons such drugs were not used must be attached to this report).	F. TOTAL NO. OF ANIMALS (Cols. C + D + E)
4. Dogs	0	15	7790	0	90
5. Cats	0	0	0	0	0
6. Guinea Pigs	0	0	259	0	259
7. Hamsters	0	0	0	0	0
Rabbits	0	0	49	0	49
9. Non-human Primates	0	0	0	0	0
10. Sheep	0	0	0	0	0
11. Pigs	0	0	0	0	0
12. Other Farm Animals	0	0	0	0	0
13. Other Animals RATS	0	0	14	0	14

ASSURANCE STATEMENTS

- 1) Professionally acceptable standards governing the care, treatment, and use of animals, including appropriate use of anesthetic, analgesic, and tranquilizing drugs, prior to, during, and following actual research, teaching, testing, surgery, or experimentation were followed by this research facility.
- 2) Each principal investigator has considered alternatives to painful procedures.
- 3) This facility is adhering to the standards and regulations under the Act, and it has required that exceptions to the standards and regulations be specified and explained by the principal investigator and approved by the Institutional Animal Care and Use Committee (IACUC). A summary of all such exceptions is attached to this annual report. In addition to identifying the IACUC-approved exceptions, this summary includes a brief explanation of the exceptions, as well as the species and number of animals affected.
- 4) The attending veterinarian for this research facility has appropriate authority to ensure the provision of adequate veterinary care and to oversee the adequacy of other aspects of animal care and use.

CERTIFICATION BY HEADQUARTERS RESEARCH FACILITY OFFICIAL
(Chief Executive Officer or Legally Responsible Institutional Official)

I certify that the above is true, correct, and complete (7 USC Section 2143)

L OFFICIAL

AL OFFICIAL (Type or Print)

DATE SIGNED

11/26/04

UNITED STATES DEPARTMENT OF AGRICULTURE
ANIMAL AND PLANT HEALTH INSPECTION SERVICE

1. REGISTRATION NO. 31-R-0115	CUSTOMER NO. 12049	FORM APPROVED OMB NO. 0579-0036
----------------------------------	-----------------------	------------------------------------

ANNUAL REPORT OF RESEARCH FACILITY
(TYPE OR PRINT)

2. HEADQUARTERS RESEARCH FACILITY (Name and Address, as registered with USDA, include Zip Code)
B.H.E. ENVIROMENTAL, INC.
11733 CHESTERDALE RD
CINCINNATI, OH 45246

3. REPORTING FACILITY (List all locations where animals were housed or used in actual research, testing, teaching, or experimentation, or held for these purposes. Attach additional sheets if necessary.)

FACILITY LOCATIONS (sites)

BHE ENVIROMENTAL, INC CINCINNATI, OH 45246	

REPORT OF ANIMALS USED BY OR UNDER CONTROL OF RESEARCH FACILITY (Attach additional sheets if necessary or use APHIS FORM 7023A)

A. Animals Covered By The Animal Welfare Regulations	B. Number of animals being bred, conditioned, or held for use in teaching, testing, experiments, research, or surgery but not yet used for such purposes.	C. Number of animals upon which teaching, research, experiments, or tests were conducted involving no pain, distress, or use of pain-relieving drugs.	D. Number of animals upon which experiments, teaching, research, surgery, or tests were conducted involving accompanying pain or distress to the animals and for which appropriate anesthetic, analgesic, or tranquilizing drugs were used.	E. Number of animals upon which teaching, experiments, research, surgery or tests were conducted involving accompanying pain or distress to the animals and for which the use of appropriate anesthetic, analgesic, or tranquilizing drugs would have adversely affected the procedures, results, or interpretation of the teaching, research, experiments, surgery, or tests. (An explanation of the procedures producing pain or distress in these animals and the reasons such drugs were not used must be attached to this report)	F. TOTAL NO. OF ANIMALS (Cols. C + D + E)
4. Dogs					
5. Cats					
6. Guinea Pigs					
7. Hamsters					
8. Rabbits					
9. Non-Human Primates					
10. Sheep					
11. Pigs					
12. Other Farm Animals					
13. Other Animals					

ASSURANCE STATEMENTS

- 1) Professionally acceptable standards governing the care, treatment, and use of animals, including appropriate use of anesthetic, analgesic, and tranquilizing drugs, prior to, during, and following actual research, teaching, testing, surgery, or experimentation were followed by this research facility.
- 2) Each principal investigator has considered alternatives to painful procedures.
- 3) This facility is adhering to the standards and regulations under the Act, and it has required that exceptions to the standards and regulations be specified and explained by the principal investigator and approved by the Institutional Animal Care and Use Committee (IACUC). A summary of all the exceptions is attached to this annual report. In addition to identifying the IACUC-approved exceptions, this summary includes a brief explanation of the exceptions, as well as the species and number of animals affected.
- 4) The attending veterinarian for this research facility has appropriate authority to ensure the provision of adequate veterinary care and to oversee the adequacy of other aspects of animal care and use.

CERTIFICATION BY HEADQUARTERS RESEARCH FACILITY OFFICIAL
(Chief Executive Officer or Legally Responsible Institutional official)
I certify that the above is true, correct, and complete (7 U.S.C. Section 2143)

SIGNATURE OF C.E.O. OR INSTITUTIONAL OFFICIAL	NAME & TITLE OF C.E.O. OR INSTITUTIONAL OFFICIAL (Type or Print)	DATE SIGNED
		12/01/2004

UNITED STATES DEPARTMENT OF AGRICULTURE
ANIMAL AND PLANT HEALTH INSPECTION SERVICE

1. CERTIFICATE NUMBER: 31-R-0116
CUSTOMER NUMBER: 18920

FORM APPROVED
OMB NO. 0579-0036

ANNUAL REPORT OF RESEARCH FACILITY
(TYPE OR PRINT)

Childrens Research Institute
700 Childrens Drive
Columbus, OH 43205

Telephone: (614)-722-2700

3. REPORTING FACILITY (List all locations where animals were housed or used in actual research, testing, or experimentation, or held for these purposes. Attach additional sheets if necessary)

FACILITY LOCATIONS (Sites) - See Attached Listing

REPORT OF ANIMALS USED BY OR UNDER CONTROL OF RESEARCH FACILITY (Attach additional sheets if necessary or use APHIS Form 7023A)

A. Animals Covered By The Animal Welfare Regulations	B. Number of animal being bred, conditioned, or held for use in teaching, testing, experiments, research, or surgery but not ye used for such purposes.	C. Number of animals upon which teaching, research, experiments, or tests were conducted involving no pain, distress, or use of pain-relieving drugs.	D. Number of animals upon which experiments, teaching, research, surgery, or tests were conducted involving accompanying pain or distress to the animals an for which appropriate anesthetic, analgesic, or tranquilizing drugs were used.	E. Number of animals upon which teaching, experiments, research, surgery or tests were conducted involving accompanying pain or distress to the animals and for wh the use of appropriate anesthetic, analgesic, or tranquiliz drugs would have adversely affected the procedures, res or interpretation of the teaching, research, experiments, surgery, or tests. (An explanation of the procedures producing pain or distress in these animals and the reasr such drugs were not used must be attached to this report	F. TOTAL NUMBER OF ANIMALS (COLUMNS C + D + E)
4. Dogs					
5. Cats			16		16
6. Guinea Pigs			4		4
7. Hamsters					
8. Rabbits			89		89
9. Non-human Primates	67		206		206
10. Sheep					
11. Pigs			156		156
12. Other Farm Animals					
chinchillas			88		88
13. Other Animals					

ASSURANCE STATEMENTS

- 1) Professionally acceptable standards governing the care, treatment, and use of animals, including appropriate use of anesthetic, analgesic, and tranquilizing drugs, prior to, during, and following actual rese teaching, testing, surgery, or experimentation were followed by this research facility.
- 2) Each principal investigator has considered alternatives to painful procedures.
- 3) This facility is adhering to the standards and regulations under the Act, and it has required that exceptions to the standards and regulations be specified and explained by the principal investigator and ap Institutional Animal Care and Use Committee (IACUC). A summary of all such exceptions is attached to this annual report. In addition to identifying the IACUC-approved exceptions, this summary inc brief explanation of the exceptions, as well as the species and number of animals affected.
- 4) The attending veterinarian for this research facility has appropriate authority to ensure the provision of adequate veterinary care and to oversee the adequacy of other aspects of animal care and use.

CERTIFICATION BY HEADQUARTERS RESEARCH FACILITY OFFICIAL
(Chief Executive Officer or Legally Responsible Institutional Official)

SIGNATURE

NAME & TITLE OF C.E.O. OR INSTITUTIONAL OFFICIAL (Type or Print)

DATE SIGNED

11/23/04

DEC 07 2004

This report is required by law (7 USC 2143). Failure to report according to the regulations can result in an order to cease and desist and to be subject to penalties as provided for in Section 2150.

See reverse side for additional information.

Interagency Report Control No 0180-DOA-AN

UNITED STATES DEPARTMENT OF AGRICULTURE
ANIMAL AND PLANT HEALTH INSPECTION SERVICE

1. REGISTRATION NO.
31-F-0004 668

FORM APPROVED
OMB NO. 0579-0036

ANNUAL REPORT OF RESEARCH FACILITY
(TYPE OR PRINT)

2. HEADQUARTERS RESEARCH FACILITY (Name and Address, as registered with USDA, include Zip Code)
Department of Veterans Affairs
810 Vermont Avenue, NW
Washington, DC 20420

3. REPORTING FACILITY (List all locations where animals were housed or used in actual research, testing, teaching, or experimentation, or held for these purposes. Attach additional sheets if necessary)

FACILITY LOCATIONS (Sites)

Louis Stokes Cleveland DVA Medical Center (541)
10701 East Boulevard (Wade Park Unit)
Cleveland, OH 44106

REPORT OF ANIMALS USED BY OR UNDER CONTROL OF RESEARCH FACILITY (Attach additional sheets if necessary or use APHIS FORM 7023A)

A. Animals Covered By The Animal Welfare Regulations	B. Number of animals being bred, conditioned, or held for use in teaching, testing, experiments, research, or surgery but not yet used for such purposes.	C. Number of animals upon which teaching, research, experiments, or tests were conducted involving no pain, distress, or use of pain-relieving drugs.	D. Number of animals upon which experiments, teaching, research, surgery, or tests were conducted involving accompanying pain or distress to the animals and for which appropriate anesthetic, analgesic, or tranquilizing drugs were used.	E. Number of animals upon which teaching, experiments, research, surgery or tests were conducted involving accompanying pain or distress to the animals and for which the use of appropriate anesthetic, analgesic, or tranquilizing drugs would have adversely affected the procedures, results, or interpretation of the teaching, research, experiments, surgery, or tests. (An explanation of the procedures producing pain or distress in these animals and the reasons such drugs were not used must be attached to this report).	F. TOTAL NO. OF ANIMALS (Cols. C + D + E)
4. Dogs	5		3		3
5. Cats			9		9
6. Guinea Pigs					
7. Hamsters					
8. Rabbits	1		29		29
9. Non-human Primates					
10. Sheep					
11. Pigs					
12. Other Farm Animals					
13. Other Animals					

ASSURANCE STATEMENTS

- 1) Professionally acceptable standards governing the care, treatment, and use of animals, including appropriate use of anesthetic, analgesic, and tranquilizing drugs, prior to, during, and following actual research, teaching, testing, surgery, or experimentation were followed by this research facility.
- 2) Each principal investigator has considered alternatives to painful procedures
- 3) This facility is adhering to the standards and regulations under the Act, and it has required that exceptions to the standards and regulations be specified and explained by the principal investigator and approved by the Institutional Animal Care and Use Committee (IACUC). A summary of all such exceptions is attached to this annual report. In addition to identifying the IACUC-approved exceptions, this summary includes a brief explanation of the exceptions, as well as the species and number of animals affected.
- 4) The attending veterinarian for this research facility has appropriate authority to ensure the provision of adequate veterinary care and to oversee the adequacy of other aspects of animal care and use.

CERTIFICATION BY HEADQUARTER RESEARCH FACILITY OFFICIAL
(Chief Executive Officer or Legally Responsible Institutional Official)

I certify that the above is true, correct, and complete (7 USC Section 2143)

SIGNATURE OF C.E.O. OR INSTITUTIONAL OFFICIAL

Type or Print)

DATE SIGNED

11/15/04

APHIS FORM 7023
(AUG 91)

(Replaces VS FORM 18-23 (OCT 88), which is obsolete)

DEC 07 2004

This report is required by law (7 USC 2143). Failure to report according to the regulations can result in an order to cease and desist and to be subject to penalties as provided for in Section 2150.

See reverse side for additional information.

Interagency Report Control No. 0180-DOA-AN

CSM

UNITED STATES DEPARTMENT OF AGRICULTURE
ANIMAL AND PLANT HEALTH INSPECTION SERVICE

1. REGISTRATION NO.

31-V-005 650

FORM APPROVED
OMB NO. 0579-0036

2. HEADQUARTERS RESEARCH FACILITY (Name and Address, as registered with USDA. Include Zip Code)

Department of Veterans Administration
Research & Computing Center (151A)
103 South Gay Street, Room 4000
Baltimore, MA 23202-4051

ANNUAL REPORT OF RESEARCH FACILITY
(TYPE OR PRINT)

3. REPORTING FACILITY (List all locations where animals were housed or used in actual research, testing, teaching, or experimentation, or held for these purposes. Attach additional sheets if necessary.)

FACILITY LOCATIONS (Sites)

539 VA Medical Center

3200 Vine Street, Cincinnati, OH 45220

REPORT OF ANIMALS USED BY OR UNDER CONTROL OF RESEARCH FACILITY (Attach additional sheets if necessary or use APHIS FORM 7023A)

A. Animals Covered By The Animal Welfare Regulations	B. Number of animals being bred, conditioned, or held for use in teaching, testing, experiments, research, or surgery but not yet used for such purposes.	C. Number of animals upon which teaching, research, experiments, or tests were conducted involving no pain, distress, or use of pain-relieving drugs.	D. Number of animals upon which experiments, teaching, research, surgery, or tests were conducted involving accompanying pain or distress to the animals and for which appropriate anesthetic, analgesic, or tranquilizing drugs were used.	E. Number of animals upon which teaching, experiments, research, surgery or tests were conducted involving accompanying pain or distress to the animals and for which the use of appropriate anesthetic, analgesic, or tranquilizing drugs would have adversely affected the procedures, results, or interpretation of the teaching, research, experiments, surgery, or tests. (An explanation of the procedures producing pain or distress in these animals and the reasons such drugs were not used must be attached to this report).	F. TOTAL NO. OF ANIMALS (Cols. C + D + E)
4. Dogs					
5. Cats					
6. Guinea Pigs					
7. Hamsters					
8. Rabbits			17		
9. Non-human Primates					
10. Sheep					
11. Pigs			74		
12. Other Farm Animals					
13. Other Animals					

ASSURANCE STATEMENTS

- 1) Professionally acceptable standards governing the care, treatment, and use of animals, including appropriate use of anesthetic, analgesic, and tranquilizing drugs, prior to, during, and following actual research, teaching, testing, surgery, or experimentation were followed by this research facility.
- 2) Each principal investigator has considered alternatives to painful procedures.
- 3) This facility is adhering to the standards and regulations under the Act, and it has required that exceptions to the standards and regulations be specified and explained by the principal investigator and approved by the Institutional Animal Care and Use Committee (IACUC). A summary of all such exceptions is attached to this annual report. In addition to identifying the IACUC-approved exceptions, this summary includes a brief explanation of the exceptions, as well as the species and number of animals affected.
- 4) The attending veterinarian for this research facility has appropriate authority to ensure the provision of adequate veterinary care and to oversee the adequacy of other aspects of animal care and use.

CERTIFICATION BY HEADQUARTER RESEARCH FACILITY OFFICIAL
(Chief Executive Officer or Legally Responsible Institutional Official)

I certify that the above is true, correct, and complete (7 U.S.C. Section 2143).

SIGNATURE OF C.E.O. OR INSTITUTIONAL OFFICIAL

NAME & TITLE OF C.E.O. OR INSTITUTIONAL OFFICIAL (Type or Print)

DATE SIGNED

11/8/04

(OCT 88), which is obsolete)