

Figure A.4.1. PCM speech waveform for 2-FSK. Top waveform represents class 2.0 [SNR=30 dB, SIR=20 dB, BER=2.6e-2] and bottom waveform represents class 3.8 [SNR=70 dB, SIR=30 dB, BER=3.6e-3].

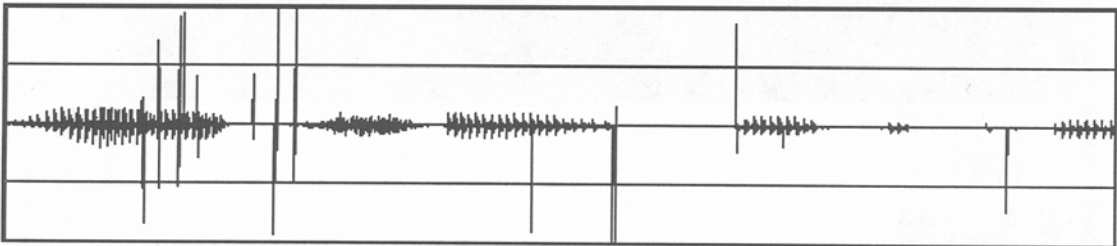
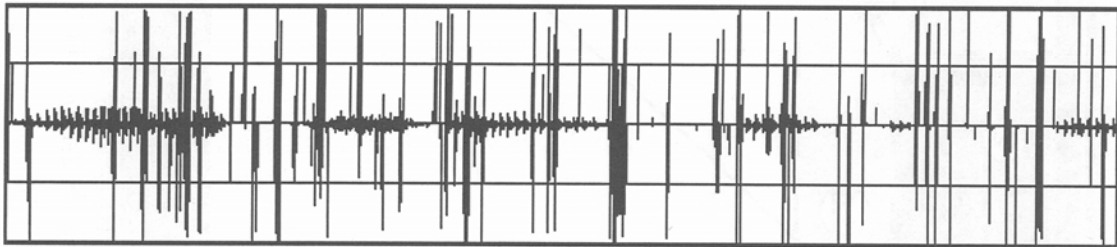


Figure A.4.2. PCM speech waveform for 2-FSK with FEC and interleaving. Top waveform represents class 2.0 [SNR=30 dB, SIR=15 dB, BER=2.1e-2] and bottom waveform represents class 3.8 [SNR=80 dB, SIR=30 dB, BER=1.3e-3].

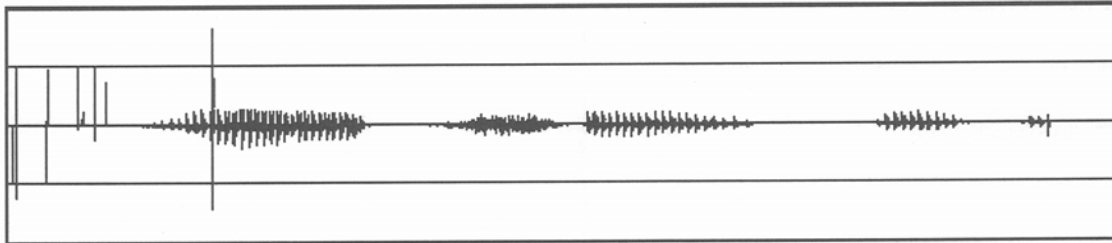
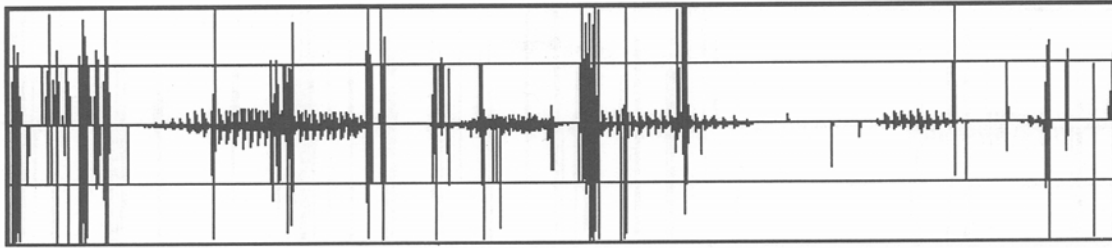


Figure A.4.3. PCM speech waveform for 4-FSK. Top waveform represents class 2.0 [SNR=30 dB, SIR=20 dB, SER=5.0e-2, BER=2.9e-2] and bottom waveform represents class 3.2 [SNR=80 dB, SIR=40 dB, SER=4.2e-3, BER=2.5e-3].

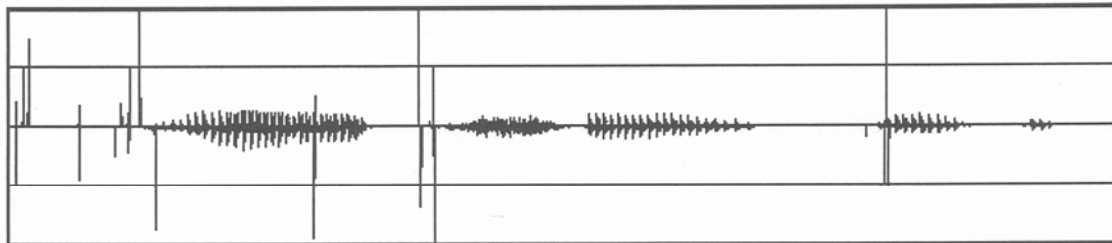
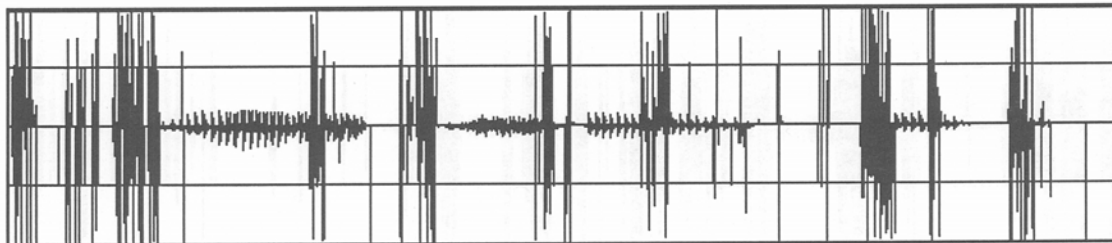


Figure A.4.4. PCM speech waveform for 8-FSK. Top waveform represents class 2.0 [SNR=30 dB, SIR=20 dB, SER=6.5e-2, BER=2.8e-2] and bottom waveform represents class 3.0 [SNR=70 dB, SIR=40 dB, SER=4.1e-3, BER=1.7e-3].

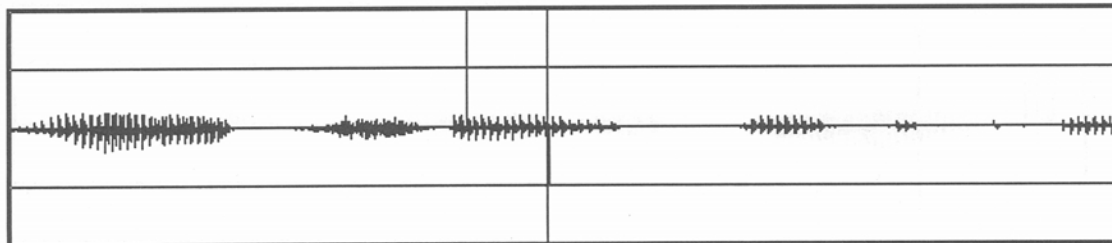
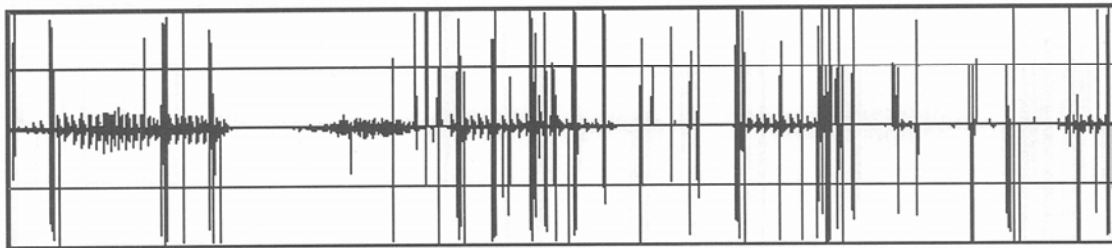


Figure A.4.5. PCM speech waveform for 2-DPSK. Top waveform represents class 2.0 [SNR=30 dB, SIR=15 dB, BER=2.5e-2] and bottom waveform represents class 5.0 [SNR=80 dB, SIR=40 dB, BER=5.0e-4].

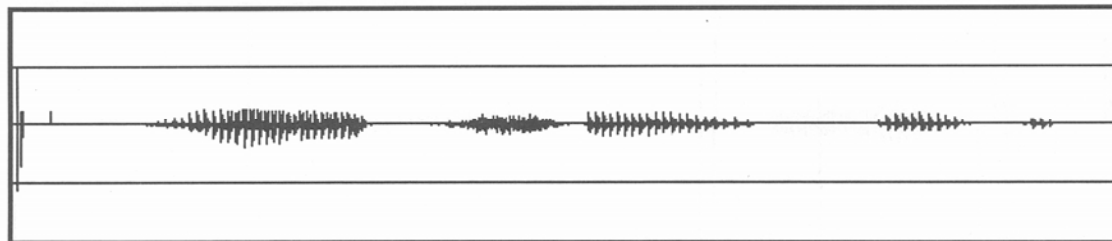
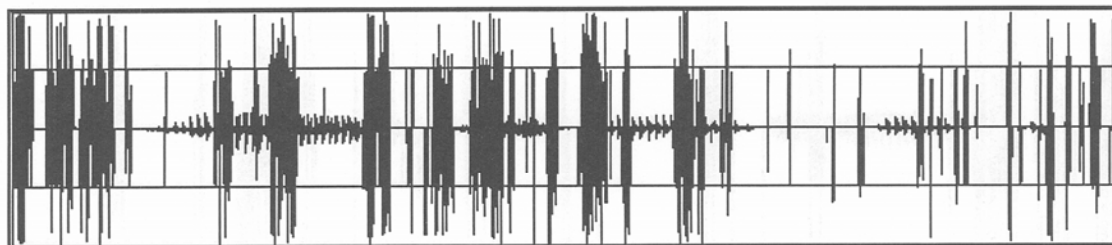


Figure A.4.6. PCM speech waveform for 4-DPSK. Top waveform represents class 1.3 [SNR=70 dB, SIR=10 dB, SER=1.7e-1, BER=1.2e-1] and bottom waveform represents class 4.0 [SNR=80 dB, SIR=50 dB, SER=1.2e-3, BER=1.0e-3].

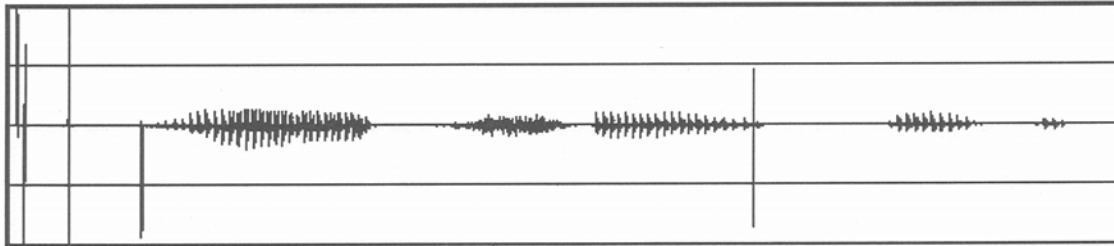
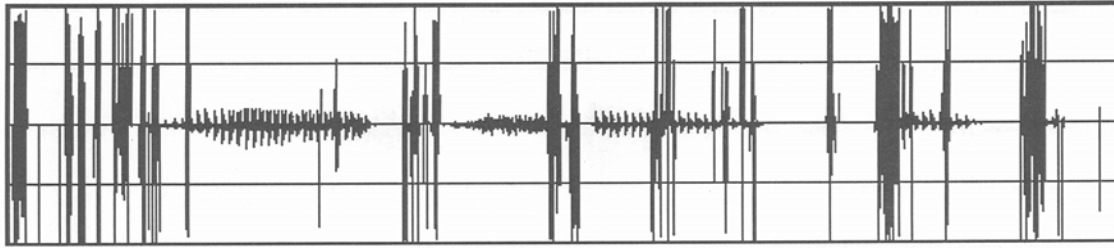


Figure A.4.7. PCM speech waveform for 8-DPSK. Top waveform represents class 2.0 [SNR=60 dB, SIR=20 dB, SER=7.4e-2, BER=3.9e-2] and bottom waveform represents class 3.5 [SNR=80 dB, SIR=50 dB, SER=5.5e-3, BER=3.1e-3].

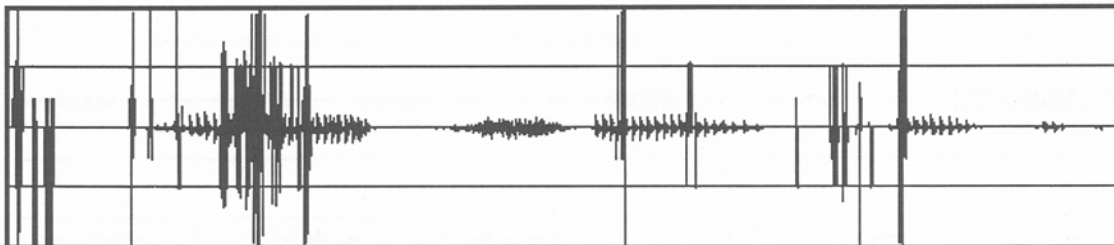
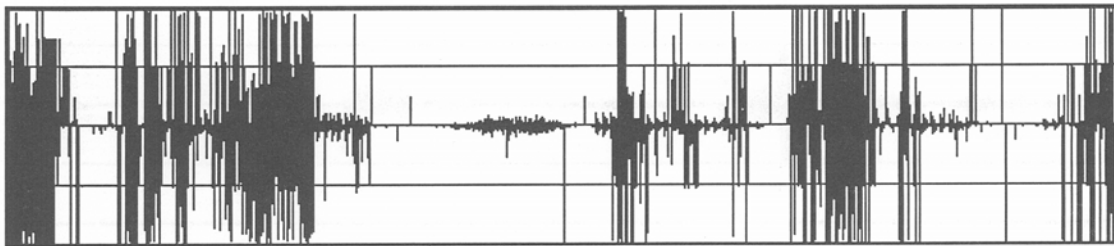


Figure A.4.8. PCM speech waveform for 6-tone 2-FSK VFCT. Top waveform represents class 1.7 [SNR=30 dB, SIR=10 dB, BER=3.7e-2] and bottom waveform represents class 3.0 [SNR=80 dB, SIR=50 dB, BER=7.5e-3].

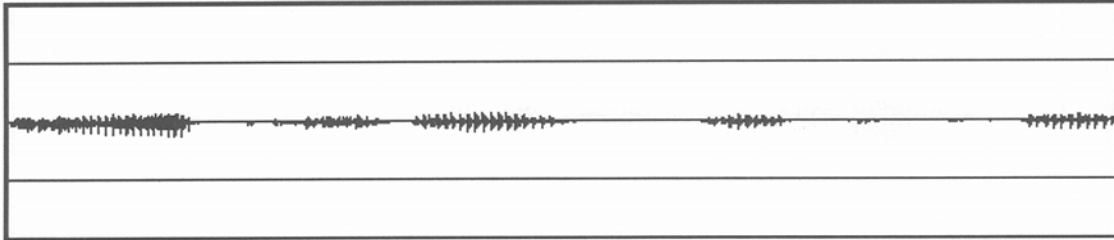
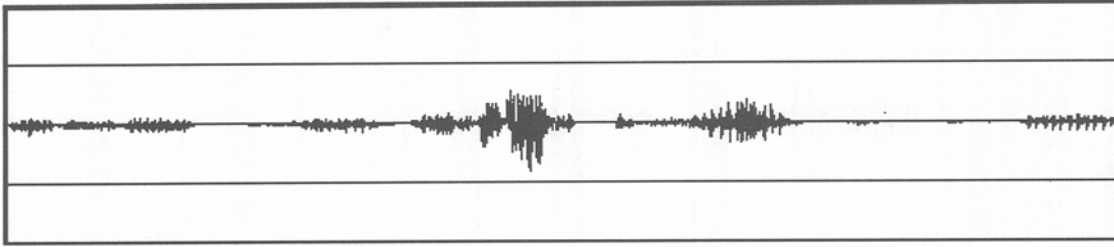


Figure A.5.1. Compressed PCM speech waveform for 2-FSK. Top waveform represents class 2.0 [SNR=30 dB, SIR=10 dB, BER=7.0e-2] and bottom waveform represents class 4.0 [SNR=80 dB, SIR=30 dB, BER=1.2e-3].

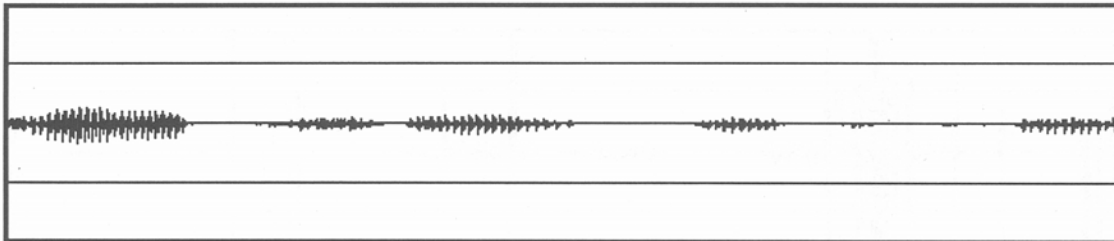
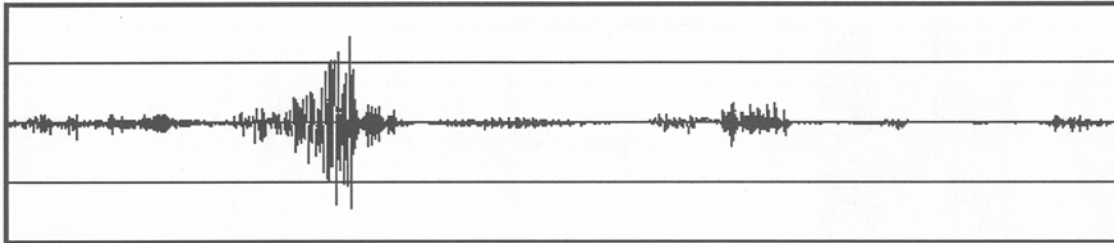


Figure A.5.2. Compressed PCM speech waveform for 2-FSK with FEC and interleaving. Top waveform represents class 2.0 [SNR=20 dB, SIR=10 dB, BER=1.2e-1] and bottom waveform represents class 5.0 [SNR=70 dB, SIR=30 dB, BER=0.0e-0].

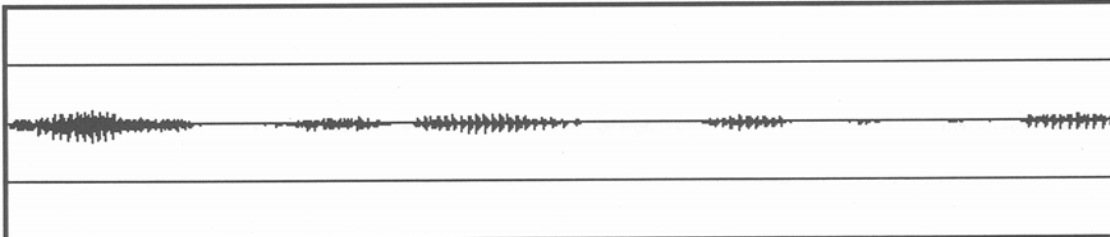
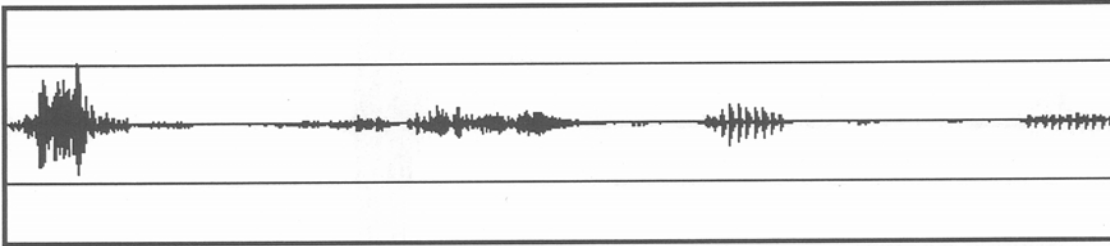


Figure A.5.3. Compressed PCM speech waveform for 4-FSK. Top waveform represents class 1.5 [SNR=30 dB, SIR=10 dB, SER=1.2e-1, BER=7.2e-2] and bottom waveform represents class 4.0 [SNR=80 dB, SIR=40 dB, SER=4.2e-3, BER=3.0e-3].

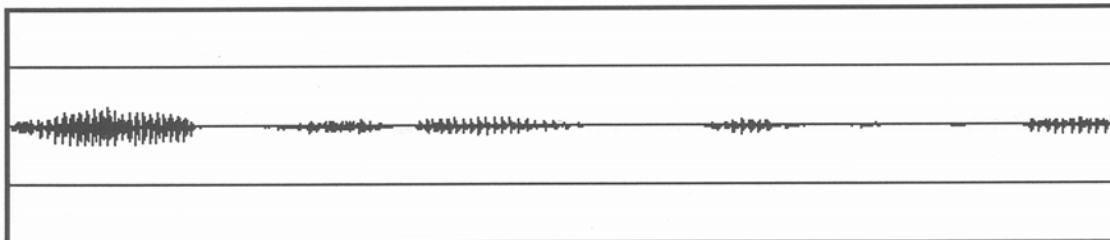
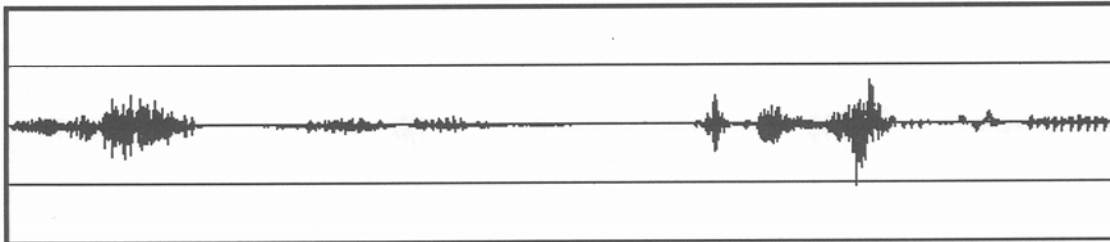


Figure A.5.4. Compressed PCM speech waveform for 8-FSK. Top waveform represents class 1.8 [SNR=40 dB, SIR=10 dB, SER=1.2e-1, BER=8.8e-2] and bottom waveform represents class 4.5 [SNR=70 dB, SIR=40 dB, SER=4.1e-3, BER=3.2e-3].

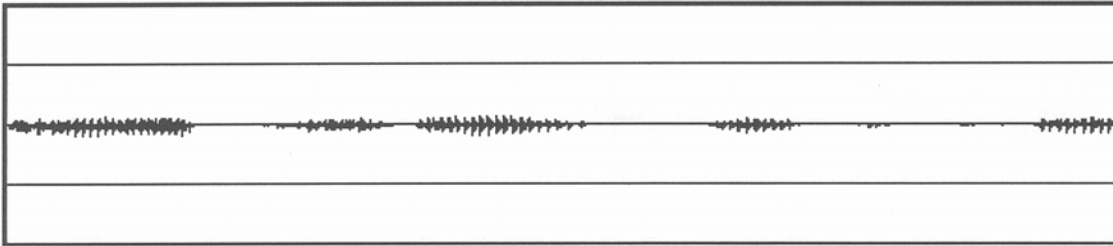
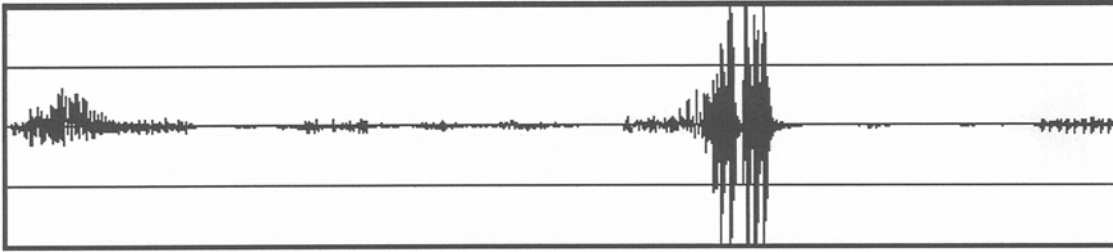


Figure A.5.5. Compressed PCM speech waveform for 2-DPSK. Top waveform represents class 2.0 [SNR=30 dB, SIR=10 dB, BER=5.1e-2] and bottom waveform represents class 5.0 [SNR=80 dB, SIR=40 dB, BER=4.0e-3].

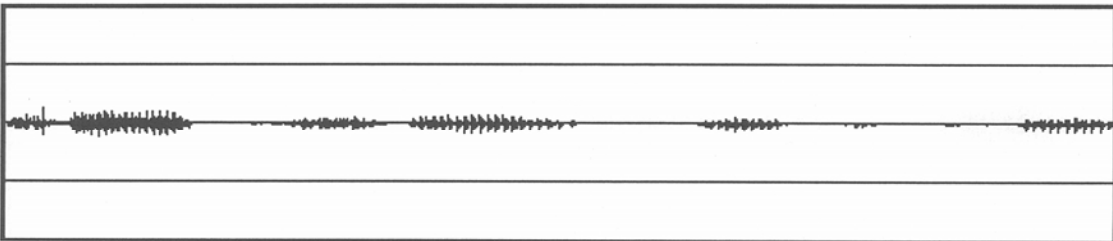
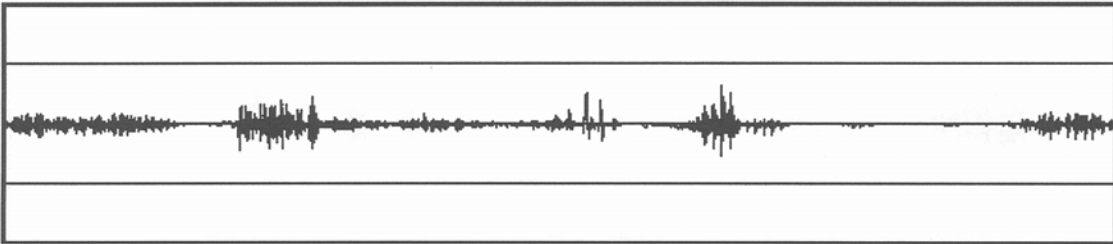


Figure A.5.6. Compressed PCM speech waveform for 4-DPSK. Top waveform represents class 1.5 [SNR=50 dB, SIR=10 dB, SER=1.7e-1, BER=1.2e-1] and bottom waveform represents class 4.5 [SNR=80 dB, SIR=50 dB, SER=1.2e-3, BER=1.3e-3].

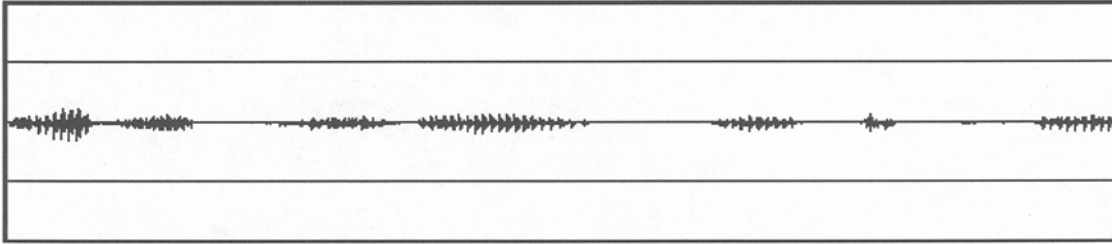
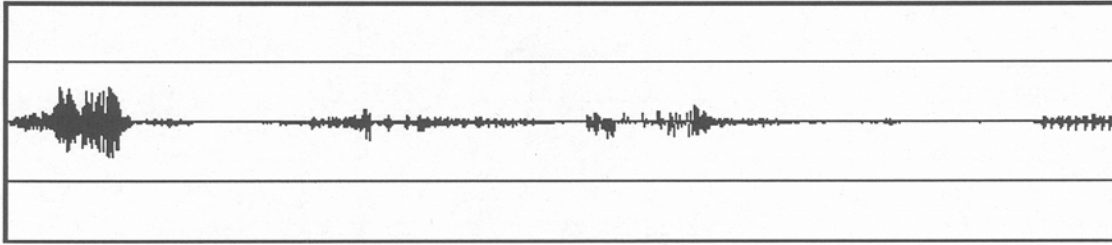


Figure A.5.7. Compressed PCM speech waveform for 8-DPSK. Top waveform represents class 1.8 [SNR=40 dB, SIR=20 dB, SER=8.8e-2, BER=6.8e-2] and bottom waveform represents class 4.0 [SNR=60 dB, SIR=40 dB, SER=5.5e-3, BER=5.9e-3].

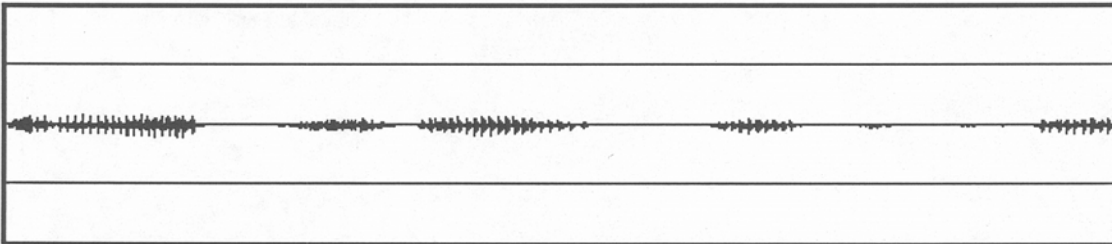
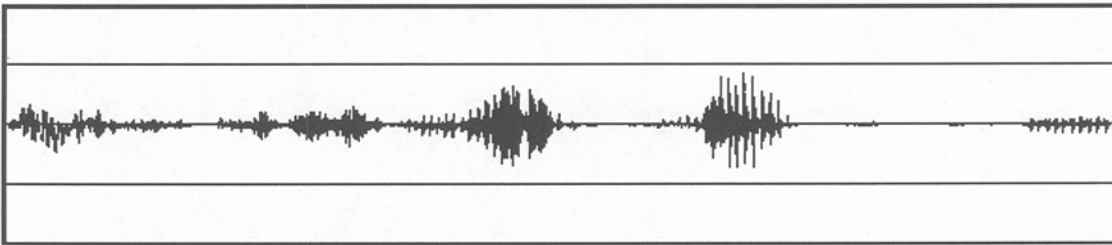


Figure A.5.8. Compressed PCM speech waveform for 6-tone, 2-FSK VFCT. Top waveform represents class 2.0 [SNR=30 dB, SIR=30 dB, BER=7.4e-2] and bottom waveform represents class 3.0 [SNR=80 dB, SIR=50 dB, BER=1.7e-2].