




This is _____'s



Junior Rancher Booklet

Become a Junior Rancher!



Grant-Kohrs Ranch tells the story of the open range cattle business. Here at the ranch instead of becoming a Junior Ranger, you will have the opportunity to become a Junior Rancher!

As you explore the ranch and learn about a time when there were almost no fences and cattle could wander wherever they wanted. Remember, that many things have changed since then, but some things are still the same. Cows still eat grass, and some jobs are still best done on horseback.

Complete the requirements below to become a Grant-Kohrs Ranch Junior Rancher!

Junior Rancher Requirements:



If you are **5-8** years old, complete the activities with the horse head next to them.



If you are **9-12** years old, complete the activities with the bull head next to them.



You are **all** working to be Junior Ranchers. Please complete **4 activities** with a Ranger hat next to them.

Attend at least one ranger-led program. Have the ranger sign in the box at the end of the program.

When you complete all the requirements, bring your booklet to the visitor center to receive your official badge. **Remember**, you can complete as many activities as you like!



This Junior Ranger booklet was funded by the National Park Foundation, national charitable partner of America's National Parks. The National Park Foundation supports the NPS Junior Ranger program as part of their nationwide effort to connect children to America's heritage and ensure the future of our national parks. To learn more about the online NPS Junior Ranger program, visit www.nps.gov/webrangers.



National Park Service



There are nearly 400 National Parks in the United States that help preserve beautiful scenery, wildlife, and history. National parks were made for you to enjoy and learn. This map shows where a few of these places are located.

- Put a dot to where you live.
- Put an X where there is a National Park close to your home.
- Put a O where there is a National Park you have visited already.
- Put a + where you know other national parks are located.
- Try filling in the blanks to make the names of some famous National Parks.

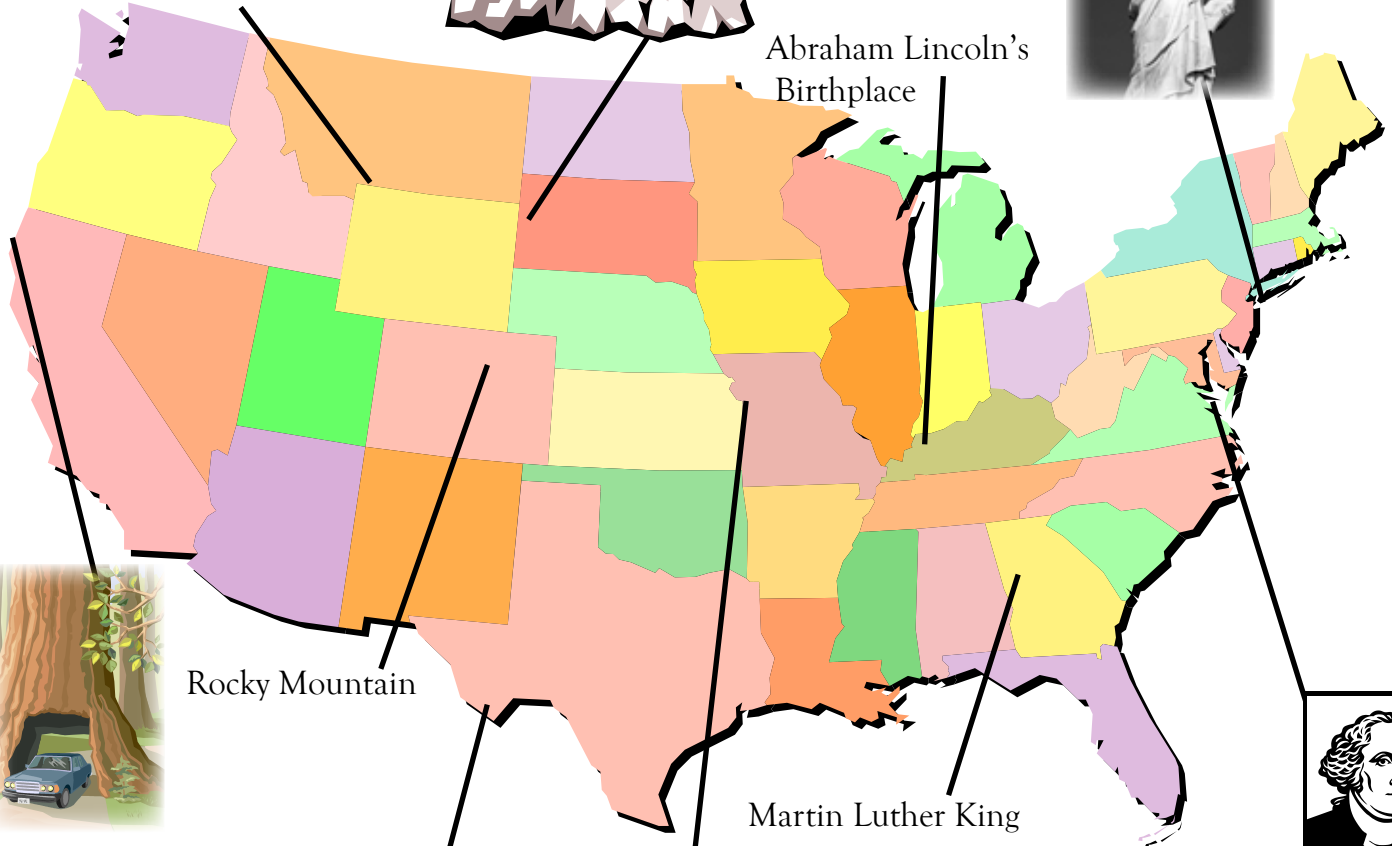
Y _____ s _____ S _____ of L _____



M _____ R _____



Abraham Lincoln's Birthplace




Rocky Mountain

Big Bend

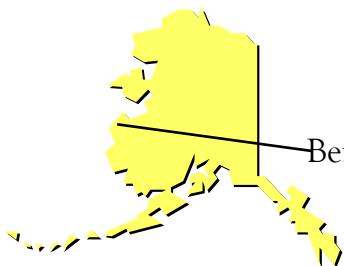
Harry S. Truman

Martin Luther King

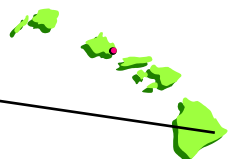


G _____ W _____ Birthplace 's

R _____ w _____ s



Bering Land Bridge



Hawaii Volcanoes

Did you see that ??????????




Look around for a couple minutes. What can you see? Write down what you see using one word to describe them. Write at least 10 words. (Hint: What do you see when you look up, down or out in the distance? What colors, shapes, or actions do you see?) Example: green, fence, horse, etc.

- A.) Circle your favorite ten words from the list you made above.
- B.) On the first line below write one of the words you circled that you like the most.
- C.) On the second line write two more words that you circled, but don't use any of the words twice.
- D.) On the third line write three words that you circled.
- E.) On the fourth line write the four words you have left.
- F.) On the last line write the same word you had on the first line.

Did you see that?

Fantastic!! You just wrote a cinquain (sing-keyn) poem about the Ranch. A cinquain poem is a five line poem that does not have to rhyme. Try reading your poem out loud. You can try this other places like your backyard, or try using different words like what you hear or smell.

Listen.....



Find a comfortable place to sit or stand at the ranch (Hint: there is a bench on the trail from the visitor center to the ranch.) Listen to all of the things around you for at least one minute. Draw or write down all the things you can hear. (Hint: Closing your eyes might help you hear better.) Write your answers in the four boxes provided.



Put an "N" next to the things you heard that are noises from the natural world; e.g. birds, grasses.

Put an "M" next to the noises that are man made; e.g. cars, people.

IT COMES FROM WHERE?



We use a lot of things from cows besides meat for steaks and hamburgers. These things are called by-products. Read what we use that comes from beef cattle and circle all of the by-products you have used or eaten in the last year.

The liver, heart, brains, and tongue of cattle are edible and high in nutrients. The fats from bovine (cattle) can be used to make margarine and chewing gum. Soap, lipstick, and face and hand creams are made from their fat as well. Gelatin from cattle bones and hides is used to make food like marshmallows and ice cream. Cattle intestines can be used for sausage casings. The cattle bones, horns, and hooves can supply us with things like buttons, piano keys, glue, wallpaper, sandpaper, and toothbrushes.

One of the most important by-products we get from a bovine pancreas is a medicine called insulin. People with diabetes need insulin to keep them healthy. It takes about 26 cow pancreases to keep one diabetic person healthy. Other medicines we can make from cattle by-products help with asthma, allergies, blood disorders, and arthritis.

There are many other cattle by-products not listed here. Can you think of any other ones?


Which by-product were you the most surprised by? _____

Do you think life might be different without these by-products? Why or why not? _____





Where's the Beef?



We get a lot of products from cattle other than just hamburgers or steaks. Many of those products can be found in your own home!

Start at the cow and follow the maze to find out what everyday items have cattle products in them. Listed below are some of the products you will pass through in the maze:

Hide is used to make Footballs

Bones and Hide (Gelatin) is used to make Ice Cream

Fats are used in Chewing Gum

Fats are used in Crayons

Fats are used in Firecrackers

People of Ranching



Many languages were spoken on the Grant-Kohrs Ranch. One ranch hand said the horses were multilingual - they needed to understand English, German, Chinese, and French. Below are pictures of some people who lived and worked here through the years. Read about them and write where you might have seen them if you visited here in the old days.



Heine - the German cook for the ranch hands.



Willie Hansen from Utah worked on trail drives.



Owner Augusta was German. The idea of having a winter garden came with her from Europe.

Heine - _____

Willie - _____

Augusta - _____

Mitch - _____

Ham Sam - _____

Gus - _____



Owner Johnny Grant was part Metis (French Canadian and Indian).

Wilhelmine - _____

Johnny Grant - _____



Mitch Oxarart, the French foreman on trail drives



Wilhelmine was the German cook for the ranch house.



Norwegian Gus Strand was a ranch hand.



Ham Sam a Chinese cook for the ranch hands.

Cowboy Essentials



Nearly everything a cowboy wore had a purpose. Look at the cowboy attire on this page. What do you think each was used for? Choose three items to write about. Jack Peters (below) worked at the ranch in the 1930's. Can you match the items to the picture of Jack?



Spurs



Gloves



Boots



Lariat



Coat

1. _____
2. _____
3. _____

O S H D S P V X J E M E E Y S Y P X K H
 N K P T K F B K R E D N E F D J D D M X
 B E O U F E P L Q W E S H J Y N X L H X
 U O C N R A L E A C H A P S Y N U U P E
 B E A C H S F T X N J X J P V B V U C Y
 R K B K W M F E N A K R X E R C X E I V
 A S G N C L U E M A I E S A Z C G L N Y
 G K P S T I R R U P C T T E M L T D C D
 L U I U Z V J H V P P G K R O E A D H R
 C C M W D H L U C M Y J N V B Q H A L E
 N W W W O O R F Q K C P E Y F O L S A Y
 W R U K E E I U G K H S T A O C A N R B
 N K O O L V D J D T Q I E E Y V T O I P
 V E E H N A W S M U V C L V K Q I T A X
 H E E Z E G U Y P S T H W E R U W Y T H



Hat



Chaps



Vest

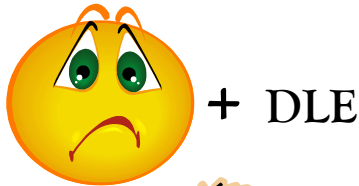
**** Bonus **** Find the parts of the saddle too.

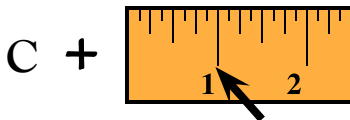
- Cinch Stirrup Cantle Saddle Blanket Fender Horn

Saddle Up!




Most kids today go to school for seven hours a day. Cowboys were expected to work twelve to fourteen hours a day! Since most of their time was spent in the saddle, they would pay a whole month's wage for a good one. Find the parts to the saddle by using the pictures to make words. You can find saddles in the bunk house to touch.

















Find the two saddles in the bunkhouse. What is different about them? _____

What is the same about them? _____


Why do you think the saddles look different from each other? _____





THEN AND NOW

Women back in the old days used many tools around the ranch to help them with daily chores. A woman's work was never done. They did everything from cooking breakfast, lunch, and dinner to chopping wood to cook with. Many of the tools we use today come from those used back in the old days. Draw a line from the picture of the old time tool to the tool we use today. We did an example for you. Have you seen any of these objects on the ranch today? Circle the ones you have seen.



The Ranch House



What is your favorite color: _____

When you go through the house look for all of the objects with your favorite color. You can write or draw the objects you see in the box below. If you are not sure what something is, ask the ranger. Please help us keep the artifacts safe by not touching them and by staying on the carpet runners. Thank you!

What was your favorite object in the house? Why was it your favorite?

The Ranch House



As you walk through the house, look or listen for the answers to the questions for each room below. Please help us keep the artifacts safe by not touching them and by staying on the carpet runners. Thank you!



The Music Room/ Parlor

Who is Augusta? Is there a picture of her?
Where?



Johney's Bedroom

What do you like about this room?



The Sitting Room

Listen.....what did you hear the ranger say
about this room?



The Dining Room

How many people can sit at the dining table?



The Office

Is this desk different than your school
desks? Why or why not?



The Kitchen

Why is the chair in the corner special?

Blacksmith Shop



Horse shoes

The blacksmith shop was the fix-it place on the ranch. By looking at the pictures and our blacksmith shop what kind of work do you think the blacksmith did? What other kinds of tools do you see in the blacksmith shop? Write your answers in the space below.



Forge



Bellows



Fire Shovel



Cross Peen Hammer



Anvil



Branding Irons



Tongs

What am I?



See if you can answer these riddles? Use the pictures to help you. Have you seen any of these things on the ranch so far? Draw a star next to what you have seen on the ranch.



I am big and sometimes have horns. There are a lot of us on a ranch. I like to eat grass and chew my cud.

What am I? _____

I am a cowboy's right hand "man." I work very hard in the summer. When I get dressed for work I wear a saddle and bridle.

What am I? _____

I am the first thing a cowboy puts on in the morning and the last thing he takes off at night. I protect him from sun and rain. I can be many sizes and shapes.



What am I? _____

I am very quiet. You can only hear me if you listen carefully when the wind blows. I am usually green. Cows and horses like to eat me.

What am I? _____

I am the person everyone comes to at the end of the day. I am up before everyone and the last one to go to sleep at night. I make things like coffee and spotted pup.

What am I? _____

I can be long and skinny or small and round. I can be used for many things, but mostly I am used to catch cattle.

What am I? _____





Dear Home:

In 1911, a twelve year old girl named Betty Wingert stayed at the ranch. In those days, people did not have computers to communicate. They used pen and paper to write letters if they wanted to keep in touch with their families and friends. Read the letter from Betty to her father. Fill in the blanks with the words from the word bank.

Word Bank

Skate

Outdoors

Mountains

Climb

Feel

White

Violets

Before

Beautiful

Letters

Flowers

Morning

March 16, 1911

My very dear Father

Spring has really come here. Has it with you? It makes you ____ as if you wanted to do something and don't know just what. Did you ever feel as if you had lived this particular moment before? In "David Copperfield" Dickens speaks of that, so other people must have felt it _____.

I'm just crazy to roller ____ so that I wish I had my roller skates here, but then Edward couldn't use them and they are ours together. There isn't much for me to do ____ and I can't stay in this beautiful weather.

I suppose you have been up to the cottage again? Have you seen any wild ____ yet? Yesterday _____ Aunt Anna and I went out to the big state nursery. It was _____ out there and it seemed just the right thing to do to go out there. The man gave each of us a bunch of _____ and me a passion flower. Did you ever see one? They are sometimes all white but on this one the ten petals are alternate ____ and kind of red lavender. Inside of the petals are dark lavender almost a purple. They represent the crown of thorns. Inside of these is a strange green figure for the cross.

I just received yours and mama's _____. No, I will be very glad to see the river although I like the _____. I wish they were higher.

I haven't been up on Mt. Helena yet but I hope to ____ it some time soon. I hope you're feeling well. We are. I send lots of love.

Your loving daughter
Betty

Animal Babies On the Ranch



Can you match each adult animal with its name below. Unscramble the baby animal words below then draw a line to the baby and their parent. We did an example for you below.



UPYPP



KSCHIC



WANF

FAWN



LOAF



FACL




TITKNE



Native Tribes



Before cattle grazed the open range there were bison, also known as buffalo. These bison were very important for the native tribes. The bison were the main food source for a lot of tribes in Montana. In 1800 there were an estimated 60,000,000 bison roaming the plains. Less than 100 years later there were only about 1,000 left. Because of this huge decrease in bison, cattle ranching was allowed to boom.



Native tribes used all parts of the bison. Fill-in the blanks below to find out what part of the bison was used to make the items used by native tribes.

- | | | |
|------------------------------|---------|-------|
| arrow points, cups, spoons | HNROS | _____ |
| knives, shovels | OENBS | _____ |
| soap | TFA | ___ |
| ropes, moccasin lining | IHRA | _____ |
| drums, ropes, saddles, tipis | EIHD | _____ |
| glue, thread | LECMUS | _____ |
| sewing, bowstrings | DOTENNS | _____ |

Horse'n Around



Horses, just like people, can be many shapes, sizes, and colors. Read about some of the different kinds of face markings a horse might have. When you have finished you can name and draw your own markings on the horse below.



Star - White spot on the forehead.

Snip - White spot on the muzzle.




Stripe - Narrow white stripe down the center of nose.



Blaze - Wide white area that runs down bridge of nose.



Bald - White mark that covers most of the face.



This horse has a star stripe and snip connected



These four Belgians all have blazes

Write the type of face markings these horses have.





Chuck Wagon

The chuck wagon carried 30 days worth of food and equipment for about 19 cowboys. Pretend you are the cook and you have to give the boss a list of all the items you will need for your upcoming trail drive. Remember a wagon can only hold so much weight. This wagon can only carry 1,000 pounds (lbs). Circle all of the items below you think you will need in the chuck wagon for 19 men and yourself for thirty days. Be careful not to overload the wagon. You can ask a ranger about what kinds of food cowboys ate on the trail drive to help you decide which items are important.



- 20 Bedrolls 200 lbs
- Shovel and ax 15 lbs
- Macaroni and Cheese 100 lbs
- Branding Irons 20 lbs
- Sugar 100 lbs
- Power tools 80 lbs
- Dried fruit and meat 150 lbs
- Trunk of quilts 100 lbs
- Coffee 75 lbs
- Playstation 5 lbs
- Salt 10 lbs
- Eating utensils 20 lbs
- Computer and printer 50 lbs
- Needles and thread 5 lbs



- Coffee Grinder 5 lbs
- Teddy bear 5 lbs
- Ropes 15 lbs
- Flour 100 lbs
- Horseshoeing tools 30 lbs
- Napkins 5 lbs
- Water barrel 50 lbs
- Piano 400 lbs
- Onions 50 lbs
- Beans 80 lbs
- Dutch ovens 50 lbs
- Chairs 100 lbs
- Potatoes 70 lbs
- Axle grease 10 lbs



Junior Ranger Pledge

The Grant-Kohrs Ranch Junior Ranger pledge is also known as The Code of the West. Raise your right hand and repeat after the ranger.

I _____ promise to ask no more and give no less to anyone than honesty, courage, loyalty, generosity, and fairness.

I also promise to continue to learn, explore, and protect all the National Parks.



Make Spotted Pup at home.

- 1 ¹/₂ cup water
- 1 cup rice
- handful of raisins
- ¹/₄ cup molasses or sugar
- cinnamon to taste
- 1 table spoon vanilla

Put everything in the pot and bring to a boil; stir frequently until water is absorbed by the rice. Good by itself or add a topping.

This is to Certify that

has hereby completed the required activities to become
a honorary

Junior Ranger



At the



Grant-Kohrs Ranch



Presented on this _____ day of _____ in the year _____

Official Park Ranger Signature