

APPENDIX DATA

ATTACHMENT C: WATER QUALITY SAMPLING DATA

This page intentionally left blank

Groundwater Quality Data

Groundwater monitoring activities during the 2004 Compliance Recertification Application monitoring period (mid 1995 through September 30, 2002) included groundwater quality sampling to support performance assessment. Groundwater quality data were gathered from six wells (WQSP-1 through WQSP-6) in the Culebra member of the Rustler Formation and one well (WQSP-6A) in the Dewey Lake Formation.

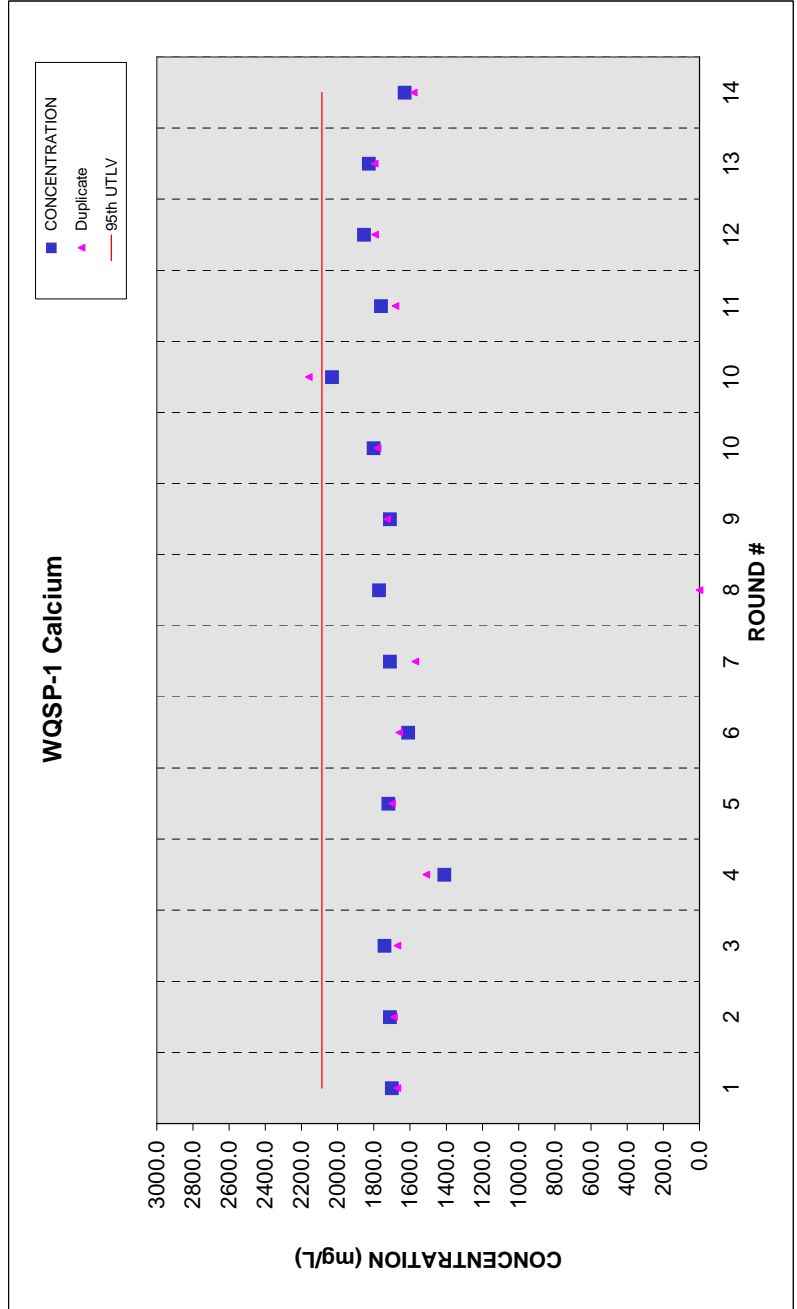
The Groundwater Monitoring Program (GWMP) is required to sample for groundwater quality twice a year, from March through May and, again, from September through November. Each sampling period is called a round.

There are seven constituents sampled and analyzed by the GWMP for performance assessment. Of the seven, five have a Chemical Abstract Service (CAS) registry number applied to them. CAS number refers to a unique, identifying number applied to each distinct chemical substance in the CAS Chemical Registry System. Governmental agencies (EPA being one) have found CAS numbers ideal for keeping track of substances because the numbers are unique, can be validated quickly and reliably, and are internationally recognized. Of the monitored substances, Alkalinity and Sulfate do not have CAS numbers associated with them since they are not distinct substances.

In the following tables and charts, either the 95th upper tolerance limit value (UTLV) or the 95th percentile value is presented, depending on the type of distribution exhibited by the parameter. Both values represent the value beneath which 95 percent of the values in a population are expected to occur.

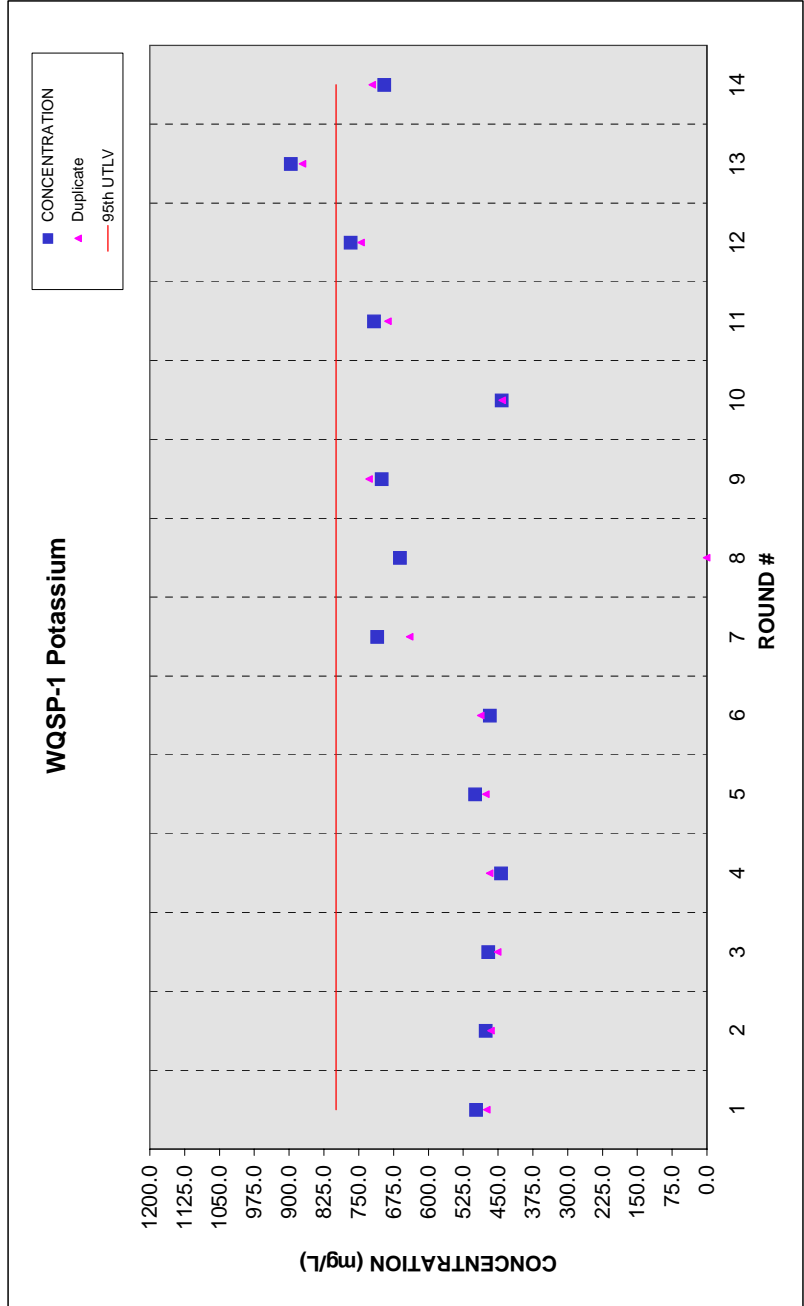
WQSP-1 Calcium

CAS #	PARAMETER	CONCENTRATION	VALUE Duplicate	UNITS	MINIMUM DETECTION LIMIT	95th UTLL	ACID BLANK (AVERAGE)	WATER BLANK (AVERAGE)	ROUND #	DATE ANALYZED	DATE SAMPLED
7440-70-2	CALCIUM	1700.0	1670.0	mg/L	2.0	2087.0	<	0.2	1	08/28/95	08/17/95
7440-70-2	CALCIUM	1710.0	1690.0	mg/L	2.0	2087.0	<	0.2	2	05/07/96	04/11/96
7440-70-2	CALCIUM	1740.0	1670.0	mg/L	2.0	2087.0	<	0.2	3	07/30/96	07/25/96
7440-70-2	CALCIUM	1410.0	1510.0	mg/L	2.0	2087.0	<	0.2	4	05/02/97	04/24/97
7440-70-2	CALCIUM	1720.0	1700.0	mg/L	2.0	2087.0	<	0.2	5	08/15/97	07/24/97
7440-70-2	CALCIUM	1610.0	1660.0	mg/L	2.0	2087.0	<	0.2	6	03/19/98	03/05/98
7440-70-2	CALCIUM	1710.0	1570.0	mg/L	0.5	2087.0	<	0.5	7	08/17/98	07/15/98
7440-70-2	CALCIUM	1770.0	<	0.5	0.5	2087.0	<	0.5	8	03/15/99	03/03/99
7440-70-2	CALCIUM	1710.0	1726.0	mg/L	0.5	2087.0	<	0.5	9	09/16/99	09/01/99
7440-70-2	CALCIUM	1800.0	1780.0	mg/L	5.0	2087.0	<	0.1	10	03/06/00	03/02/00
7440-70-2	CALCIUM	2030.0	2160.0	mg/L	5.0	2087.0	<	<	10	06/19/00	06/19/00
7440-70-2	CALCIUM	1760.0	1680.0	mg/L	2.0	2087.0	<	1.0	11	10/11/00	09/07/00
7440-70-2	CALCIUM	1854.0	1794.0	mg/L	0.5	2087.0	<	0.5	12	05/10/01	03/07/01
7440-70-2	CALCIUM	1828.0	1795.0	mg/L	0.2	2087.0	<	0.2	13	10/02/01	09/06/01
7440-70-2	CALCIUM	1630.0	1580.0	mg/L	0.2	2087.0	<	0.6	14	03/18/02	03/06/02



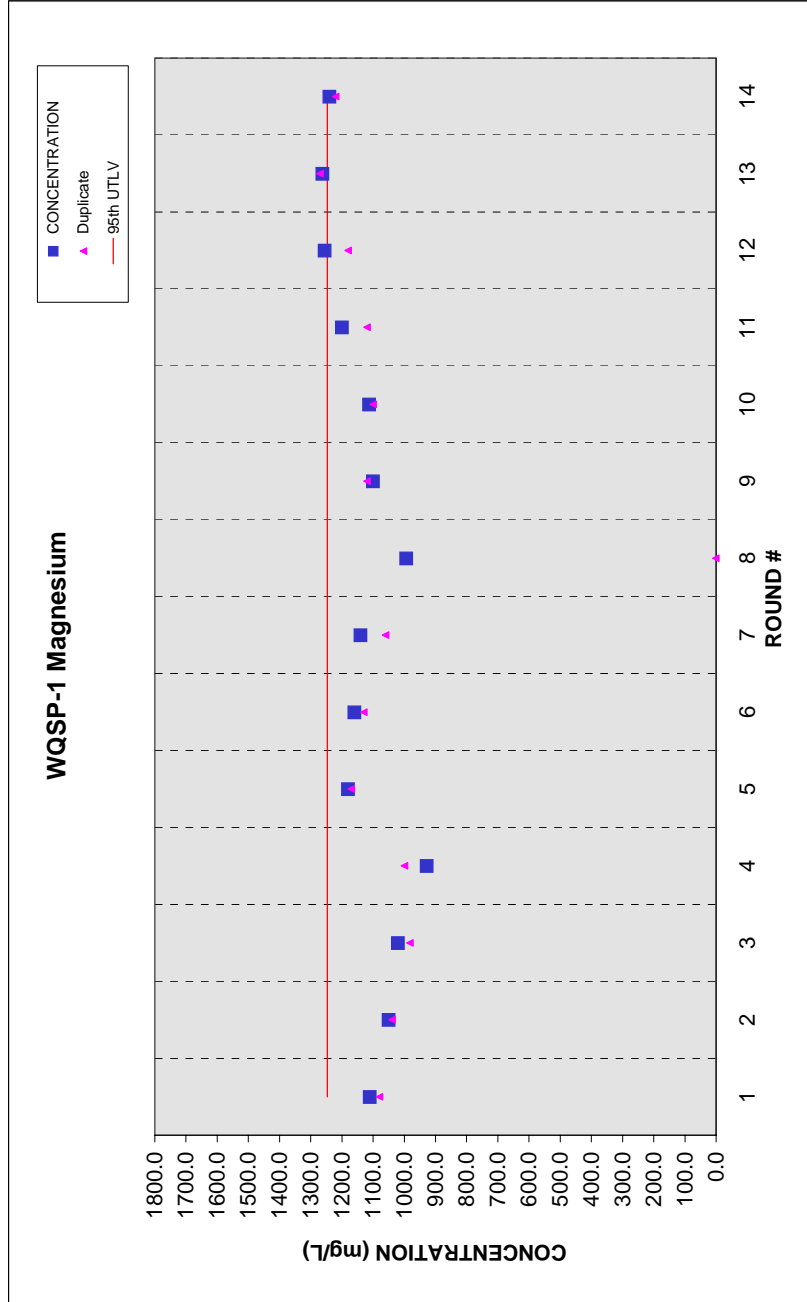
WQSP-1 Potassium

CAS #	PARAMETER	CONCENTRATION	VALUE Duplicate	UNITS	MINIMUM DETECTION LIMIT	95th UTVL	ACID BLANK (AVERAGE)	WATER BLANK (AVERAGE)	ROUND #	DATE ANALYZED	DATE SAMPLED
7440-09-7	POTASSIUM	497.0	474.0	mg/L	0.2	799.0	<	0.2	1	08/28/95	08/17/95
7440-09-7	POTASSIUM	476.0	465.0	mg/L	10.0	799.0	<	0.2	2	04/25/96	04/11/96
7440-09-7	POTASSIUM	471.0	451.0	mg/L	2.0	799.0	<	0.2	3	07/30/96	07/29/96
7440-09-7	POTASSIUM	443.0	468.0	mg/L	2.0	799.0	<	0.2	4	05/01/97	04/24/97
7440-09-7	POTASSIUM	499.0	476.0	mg/L	2.0	799.0	<	0.2	5	07/29/97	07/24/97
7440-09-7	POTASSIUM	467.0	487.0	mg/L	2.0	799.0	<	0.2	6	03/19/98	03/09/98
7440-09-7	POTASSIUM	710.0	640.0	mg/L	0.5	799.0	<	0.5	7	08/17/98	07/15/98
7440-09-7	POTASSIUM	661.0	<	mg/L	1.0	799.0	<	1.0	8	03/15/99	03/03/99
7440-09-7	POTASSIUM	700.0	728.0	mg/L	0.5	799.0	<	0.5	9	09/16/99	09/01/99
7440-09-7	POTASSIUM	442.0	441.0	mg/L	5.0	799.0	<	0.0	10	03/06/00	03/02/00
7440-09-7	POTASSIUM	717.0	687.0	mg/L	2.0	799.0	<	0.3	11	10/11/00	09/07/00
7440-09-7	POTASSIUM	767.0	745.0	mg/L	0.5	799.0	<	0.5	12	05/10/01	03/01/01
7440-09-7	POTASSIUM	896.0	871.0	mg/L	0.2	799.0	<	0.3	13	10/02/01	09/06/01
7440-09-7	POTASSIUM	695.0	721.0	mg/L	0.2	799.0	<	0.6	14	04/24/02	03/06/02



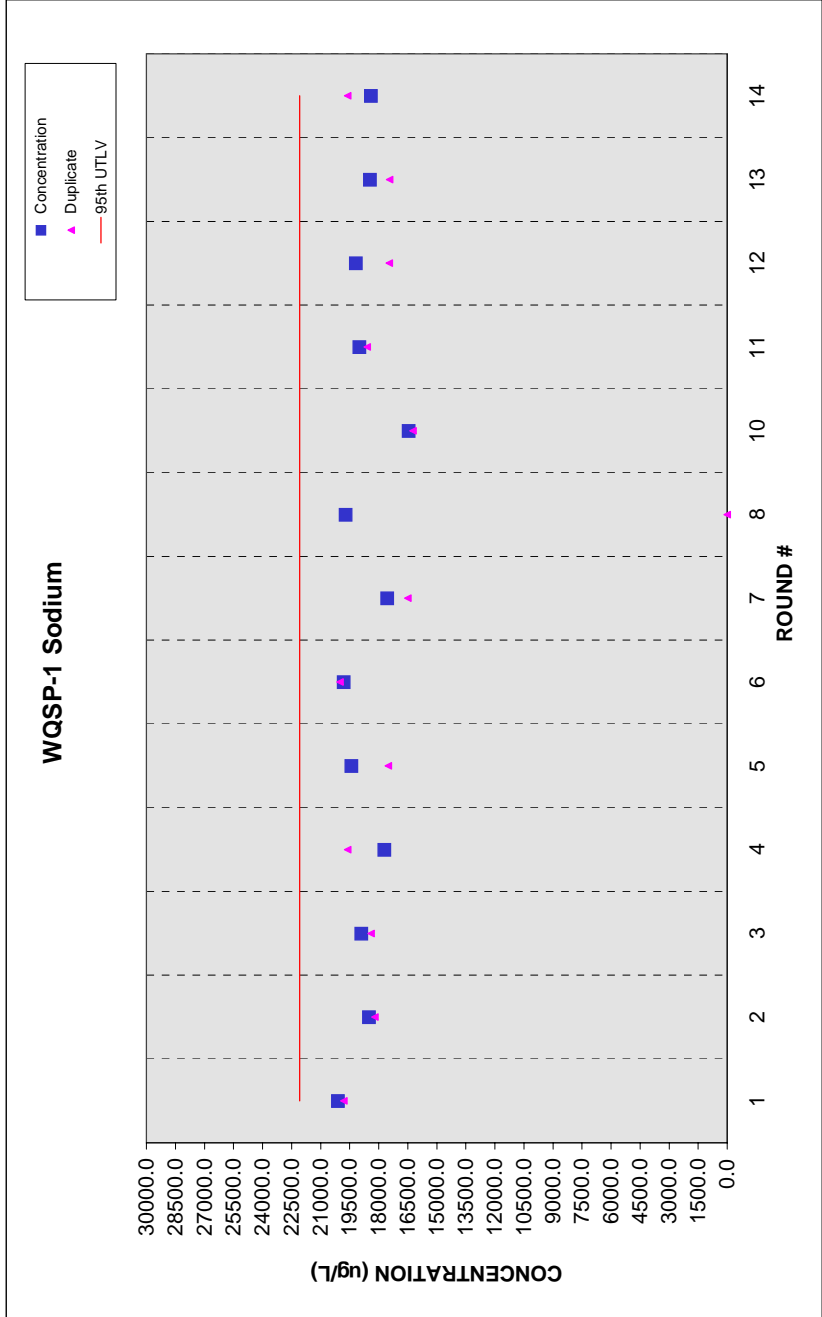
WQSP-1 Magnesium

CAS #	PARAMETER	CONCENTRATION	VALUE Duplicate	UNITS	MINIMUM DETECTION LIMIT	95th UTLL	ACID BLANK (AVERAGE)	WATER BLANK (AVERAGE)	ROUND #	DATE ANALYZED	DATE SAMPLED
7439-95-4	MAGNESIUM	1110.0	1080.0	mg/L	1.0	1247.0	<	<	1	08/28/95	08/17/95
7439-95-4	MAGNESIUM	1050.0	1040.0	mg/L	0.5	1247.0	<	<	2	05/07/96	04/11/96
7439-95-4	MAGNESIUM	1020.0	982.0	mg/L	0.5	1247.0	<	<	3	07/30/96	07/29/96
7439-95-4	MAGNESIUM	928.0	1000.0	mg/L	1.0	1247.0	<	<	4	05/02/97	04/24/97
7439-95-4	MAGNESIUM	1180.0	1170.0	mg/L	0.5	1247.0	<	<	5	08/15/97	07/24/97
7439-95-4	MAGNESIUM	1160.0	1130.0	mg/L	0.5	1247.0	<	<	6	03/19/98	03/05/98
7439-95-4	MAGNESIUM	1140.0	1060.0	mg/L	0.5	1247.0	<	<	7	08/17/98	07/15/98
7439-95-4	MAGNESIUM	993.0	<	1.0	0.5	1247.0	<	<	8	03/15/99	03/03/99
7439-95-4	MAGNESIUM	1100.0	1120.0	mg/L	0.5	1247.0	<	<	9	09/16/99	09/01/99
7439-95-4	MAGNESIUM	1112.0	1100.0	mg/L	5.0	1247.0	<	<	10	03/06/00	03/02/00
7439-95-4	MAGNESIUM	1200.0	1120.0	mg/L	2.0	1247.0	<	<	11	10/11/00	09/07/00
7439-95-4	MAGNESIUM	1255.0	1180.0	mg/L	0.5	1247.0	<	<	12	05/10/01	03/01/01
7439-95-4	MAGNESIUM	1262.0	1270.0	mg/L	0.2	1247.0	<	<	13	10/02/01	09/06/01
7439-95-4	MAGNESIUM	1240.0	1220.0	mg/L	0.2	1247.0	<	<	14	03/18/02	03/06/02



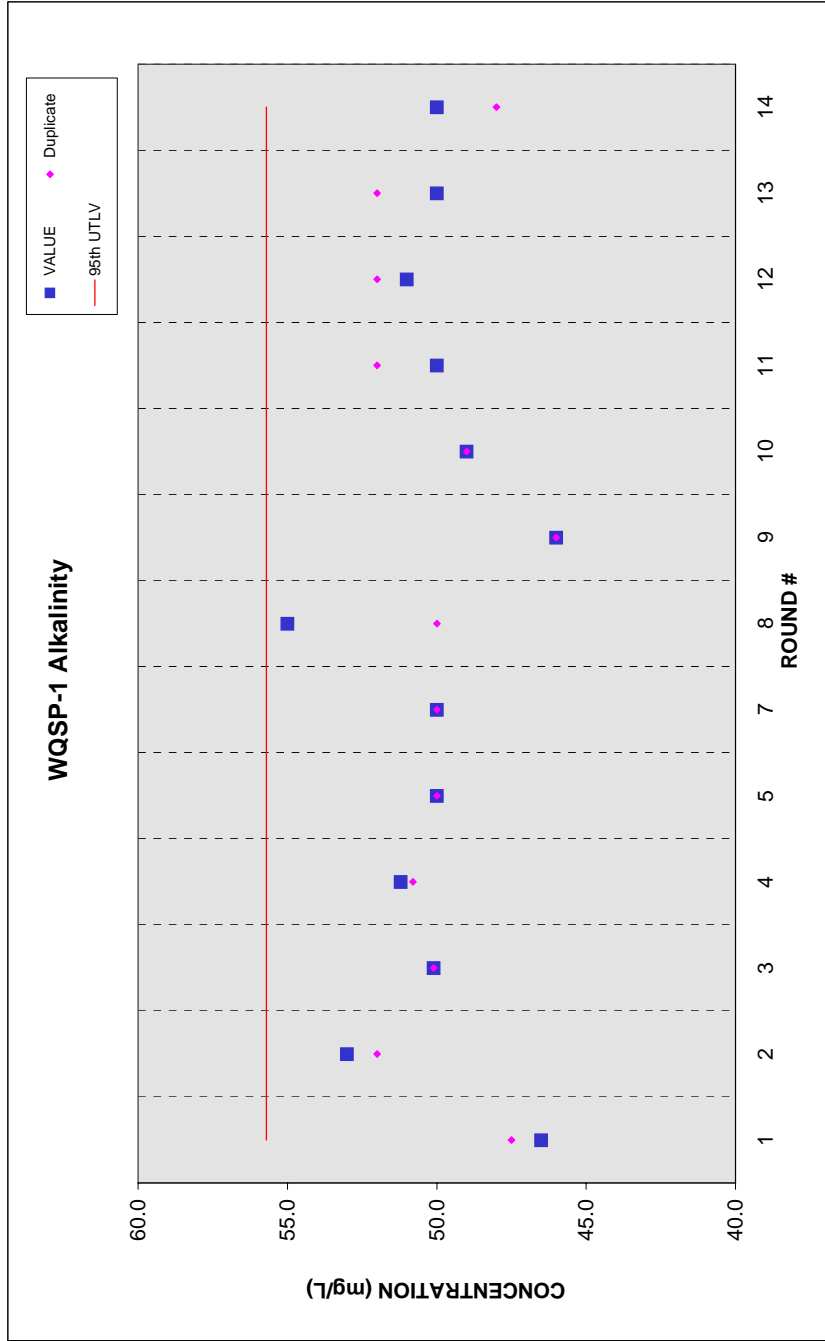
WQSP-1 Sodium

CAS #	PARAMETER	Concentration	VALUE Duplicate	UNITS	MINIMUM DETECTION LIMIT	95th UTLV	ACID BLANK (AVERAGE)	WATER BLANK (AVERAGE)	ROUND #	DATE ANALYZED	DATE SAMPLED
7440-23-5	SODIUM	20100.0	19800.0	mg/L	5.0	22090.0	<	0.5	1	08/28/95	08/17/95
7440-23-5	SODIUM	18500.0	18200.0	mg/L	25.0	22090.0	0.5	0.5	2	04/25/96	04/11/96
7440-23-5	SODIUM	18900.0	18400.0	mg/L	25.0	22090.0	0.5	0.5	3	07/30/96	07/25/96
7440-23-5	SODIUM	17700.0	19600.0	mg/L	10.0	22090.0	0.5	0.2	4	05/01/97	04/24/97
7440-23-5	SODIUM	19400.0	17500.0	mg/L	10.0	22090.0	0.2	0.2	5	07/29/97	07/24/97
7440-23-5	SODIUM	19800.0	20000.0	mg/L	4.0	22090.0	<	0.2	6	03/19/98	03/05/98
7440-23-5	SODIUM	17550.0	16500.0	mg/L	0.5	22090.0	<	0.5	7	08/17/98	07/15/98
7440-23-5	SODIUM	19700.0	< 1.0	mg/L	1.0	22090.0	<	1.0	8	03/15/99	03/03/99
7440-23-5	SODIUM	16446.0	16234.0	mg/L	5.0	22090.0	<	5.0	10	03/06/00	03/02/00
7440-23-5	SODIUM	19000.0	18600.0	mg/L	2.0	22090.0	<	0.5	11	10/11/00	09/07/00
7440-23-5	SODIUM	19170.0	17460.0	mg/L	0.5	22090.0	<	0.7	12	05/10/01	03/01/01
7440-23-5	SODIUM	18450.0	17430.0	mg/L	0.2	22090.0	<	0.4	13	10/03/01	09/06/01
7440-23-5	SODIUM	18400.0	19600.0	mg/L	0.2	22090.0	<	0.6	14	03/18/02	03/06/02



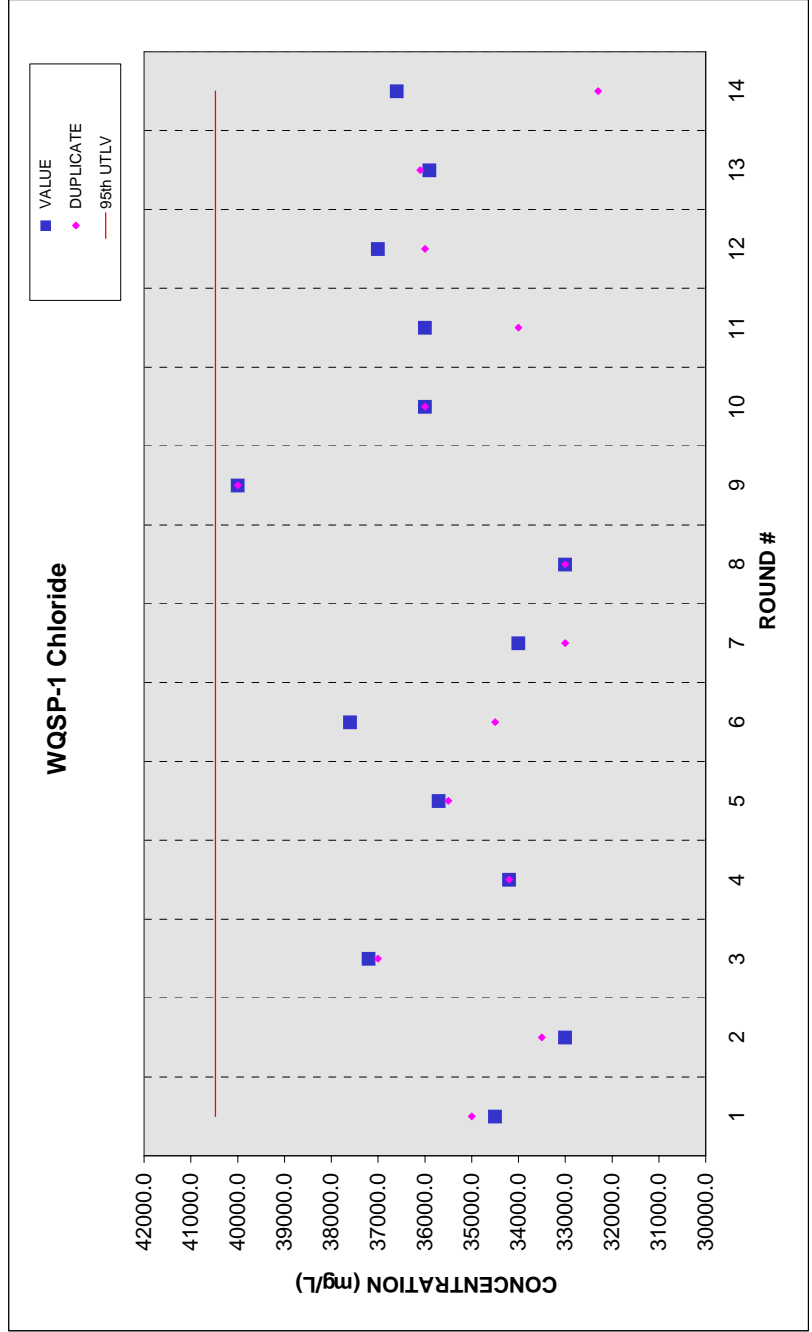
WQSP-1 Alkalinity

CAS #	PARAMETER	VALUE	VALUE Duplicate	UNITS	MINIMUM DETECTION LIMIT	95th UTILITY	ACID BLANK (AVERAGE)	WATER BLANK (AVERAGE)	ROUND #	DATE ANALYZED	DATE SAMPLED
	ALKALINITY	46.5	47.5	mg/L	5.0	55.7	<	<	1	08/29/95	08/17/95
	ALKALINITY	53.0	52.0	mg/L	5.0	55.7	<	<	2	04/25/96	04/11/96
	ALKALINITY	50.1	50.1	mg/L	5.0	55.7	<	<	3	08/06/96	07/25/96
	ALKALINITY	51.2	50.8	mg/L	5.0	55.7	<	<	4	04/30/97	04/24/97
	ALKALINITY	50.0	50.0	mg/L	5.0	55.7	<	<	5	08/26/97	07/24/97
	ALKALINITY	50.0	50.0	mg/L	1.0	55.7	<	<	7	07/29/98	07/15/98
	ALKALINITY	55.0	50.0	mg/L	4.0	55.7	<	<	8	03/05/99	03/03/99
	ALKALINITY	46.0	46.0	mg/L	4.0	55.7	<	<	9	09/08/99	09/01/99
	ALKALINITY	49.0	49.0	mg/L	4.0	55.7	<	<	10	03/15/00	03/02/00
	ALKALINITY	50.0	52.0	mg/L	6.0	55.7	<	<	11	09/07/00	09/07/00
	ALKALINITY	51.0	52.0	mg/L	4.0	55.7	<	<	12	03/01/01	03/01/01
	ALKALINITY	50.0	52.0	mg/L	4.0	55.7	<	<	13	09/12/01	09/05/01
	ALKALINITY	50.0	48.0	mg/L	4.0	55.7	<	<	14	03/12/02	03/06/02



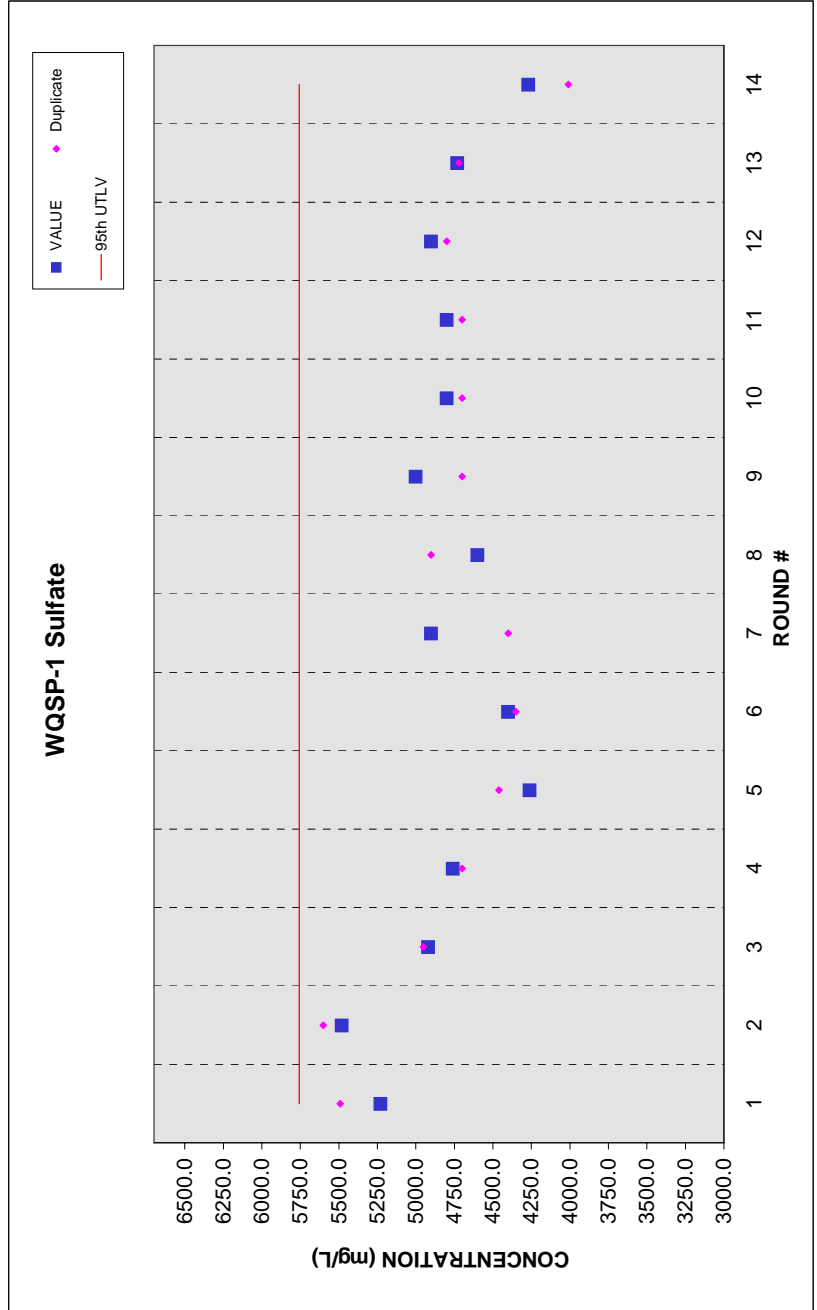
WQSP-1 Chloride

CAS #	PARAMETER	VALUE	VALUE DUPLICATE	UNITS	MINIMUM DETECTION LIMIT	95th UTLV	ACID BLANK (AVERAGE)	WATER BLANK (AVERAGE)	ROUND #	DATE ANALYZED	DATE SAMPLED
7782-50-5	CHLORIDE	34500.0	35000.0	mg/L	5.0	40472.0		< 5.0	1	08/23/95	08/17/95
7782-50-5	CHLORIDE	33000.0	33500.0	mg/L	5000.0	40472.0		< 5.0	2	04/22/96	04/11/96
7782-50-5	CHLORIDE	37200.0	37000.0	mg/L	5.0	40472.0		< 5.0	3	08/06/96	07/25/96
7782-50-5	CHLORIDE	34200.0	34200.0	mg/L	250.0	40472.0		< 5.0	4	05/01/97	04/24/97
7782-50-5	CHLORIDE	35700.0	35500.0	mg/L	2500.0	40472.0		< 5.0	5	08/29/97	07/24/97
7782-50-5	CHLORIDE	37600.0	34500.0	mg/L	2500.0	40472.0			6	03/19/98	03/05/98
7782-50-5	CHLORIDE	34000.0	33000.0	mg/L	0.5	40472.0		1.0	7	07/26/98	07/15/98
7782-50-5	CHLORIDE	33000.0	33000.0	mg/L	0.5	40472.0		< 0.5	8	03/03/99	03/03/99
7782-50-5	CHLORIDE	40000.0	40000.0	mg/L	0.5	40472.0		< 0.5	9	09/07/99	09/01/99
7782-50-5	CHLORIDE	36000.0	36000.0	mg/L	0.5	40472.0		< 0.5	10	03/06/00	03/02/00
7782-50-5	CHLORIDE	36000.0	34000.0	mg/L	2.0	40472.0		< 2.0	11	09/21/00	09/07/00
7782-50-5	CHLORIDE	37000.0	36000.0	mg/L	0.5	40472.0		< 0.5	12	03/01/01	03/01/01
7782-50-5	CHLORIDE	35900.0	36100.0	mg/L	0.5	40472.0			13	10/19/01	09/06/01
7782-50-5	CHLORIDE	36600.0	32300.0	mg/L	0.5	40472.0			14	03/08/02	03/06/02



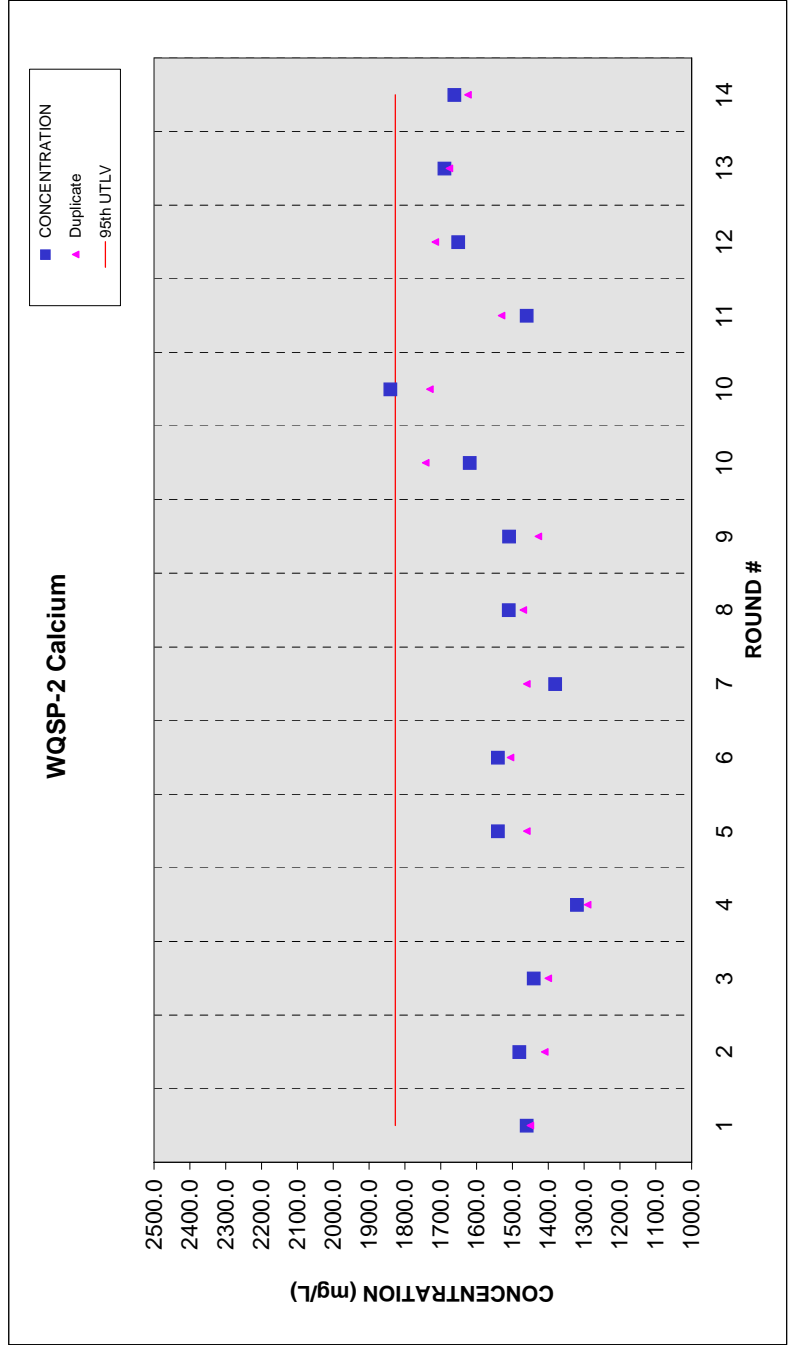
WQSP-1 Sulfate

CASE #	PARAMETER	VALUE	VALUE Duplicate	UNITS	MINIMUM DETECTION LIMIT	95th UTLV	ACID BLANK (AVERAGE)	WATER BLANK (AVERAGE)	ROUND #	DATE ANALYZED	DATE SAMPLED
	SULFATE	5230.0	5490.0	mg/L	10.0	5757.0	<	10.0	1	08/29/95	08/17/95
	SULFATE	5480.0	5600.0	mg/L	2500.0	5757.0	<	10.0	2	04/25/96	04/11/96
	SULFATE	4920.0	4950.0	mg/L	1000.0	5757.0	<	10.0	3	08/21/96	07/29/96
	SULFATE	4760.0	4700.0	mg/L	10.0	5757.0	<	10.0	4	05/01/97	04/24/97
	SULFATE	4260.0	4460.0	mg/L	2500.0	5757.0	<	10.0	5	09/03/97	07/24/97
	SULFATE	4400.0	4350.0	mg/L	1000.0	5757.0	<	10.0	6	03/11/98	03/09/98
	SULFATE	4900.0	4400.0	mg/L	0.5	5757.0	<	0.5	7	07/26/98	07/15/98
	SULFATE	4600.0	4900.0	mg/L	0.5	5757.0	<	0.5	8	03/03/99	03/03/99
	SULFATE	5000.0	4700.0	mg/L	0.5	5757.0	<	0.5	9	09/07/99	09/01/99
	SULFATE	4800.0	4700.0	mg/L	0.5	5757.0	<	0.5	10	03/06/00	03/02/00
	SULFATE	4800.0	4700.0	mg/L	0.5	5757.0	<	0.5	11	09/07/00	09/07/00
	SULFATE	4900.0	4800.0	mg/L	0.5	5757.0	<	0.5	12	03/01/01	03/01/01
	SULFATE	4730.0	4720.0	mg/L	0.5	5757.0	<	0.5	13	09/27/01	09/06/01
	SULFATE	4270.0	4010.0	mg/L	0.5	5757.0	<	0.5	14	03/18/02	03/06/02



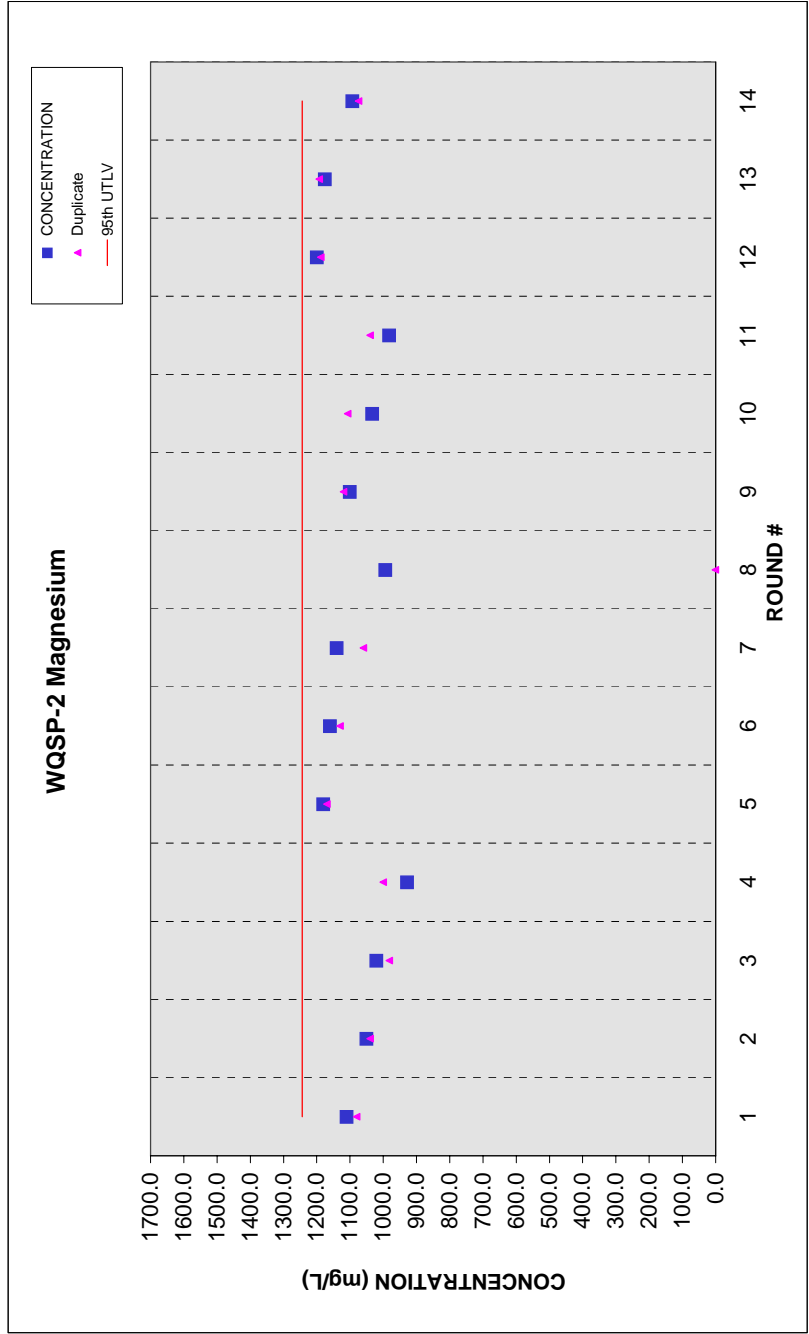
WQSP-2 Calcium

CAS #	PARAMETER	CONCENTRATION	VALUE Duplicate	UNITS	MINIMUM DETECTION LIMIT	95th UTLV	ACID BLANK (AVERAGE)	WATER BLANK (AVERAGE)	ROUND #	DATE ANALYZED	DATE SAMPLED
7440-70-2	CALCIUM	1460.0	1450.0	mg/L	2.0	1827.0	<	<	1	09/12/95	08/31/95
7440-70-2	CALCIUM	1480.0	1410.0	mg/L	2.0	1827.0	<	<	2	05/10/96	04/25/96
7440-70-2	CALCIUM	1440.0	1400.0	mg/L	2.0	1827.0	<	<	3	08/21/96	08/08/96
7440-70-2	CALCIUM	1320.0	1290.0	mg/L	2.0	1827.0	<	<	4	05/21/97	05/08/97
7440-70-2	CALCIUM	1540.0	1460.0	mg/L	2.0	1827.0	<	<	5	08/15/97	08/07/97
7440-70-2	CALCIUM	1540.0	1505.0	mg/L	12.0	1827.0	<	<	6	05/05/98	04/15/98
7440-70-2	CALCIUM	1380.0	1460.0	mg/L	2.0	1827.0	<	<	7	03/16/98	08/12/98
7440-70-2	CALCIUM	1510.0	1470.0	mg/L	0.5	1827.0	<	<	8	03/19/99	03/17/99
7440-70-2	CALCIUM	1509.0	1428.0	mg/L	0.5	1827.0	<	<	9	09/16/99	09/15/99
7440-70-2	CALCIUM	1619.0	1742.0	mg/L	5.0	1827.0	<	<	10	03/16/00	03/15/00
7440-70-2	CALCIUM	1840.0	1730.0	mg/L	5.0	1827.0	<	<	10	06/19/00	06/19/00
7440-70-2	CALCIUM	1460.0	1530.0	mg/L	1.0	1827.0	<	<	11	10/26/00	09/20/00
7440-70-2	CALCIUM	1651.0	1715.0	mg/L	0.5	1827.0	<	<	12	05/10/01	03/14/01
7440-70-2	CALCIUM	1689.0	1676.0	mg/L	0.2	1827.0	<	<	13	11/09/01	09/19/01
7440-70-2	CALCIUM	1662.0	1624.0	mg/L	0.5	1827.0	<	<	14	03/25/02	03/20/02



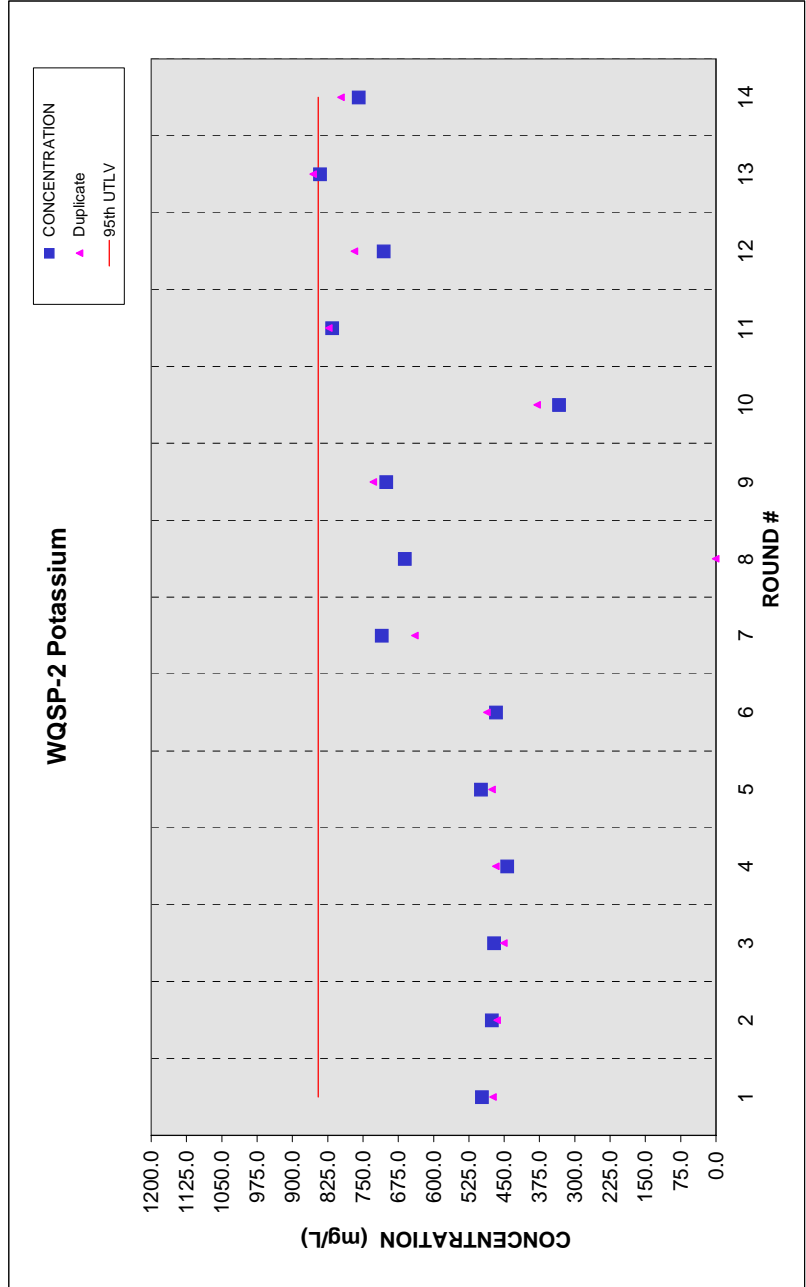
WQSP-2 Magnesium

CAS #	PARAMETER	CONCENTRATION	VALUE Duplicate	UNITS	MINIMUM DETECTION LIMIT	95th UTLV	ACID BLANK (AVERAGE)	WATER BLANK (AVERAGE)	ROUND #	DATE ANALYZED	DATE SAMPLED
7439-95-4	MAGNESIUM	1110.0	1080.0	mg/L	1.0	1244.0		< 0.1	1	08/28/95	08/17/95
7439-95-4	MAGNESIUM	1050.0	1040.0	mg/L	0.5	1244.0	< 0.1	< 0.1	2	05/07/96	04/11/96
7439-95-4	MAGNESIUM	1020.0	982.0	mg/L	0.5	1244.0	< 0.1	< 0.1	3	07/30/96	07/25/96
7439-95-4	MAGNESIUM	928.0	1000.0	mg/L	1.0	1244.0	< 0.1	< 0.1	4	05/02/97	04/24/97
7439-95-4	MAGNESIUM	1180.0	1170.0	mg/L	0.5	1244.0	< 0.1	< 0.1	5	08/15/97	07/24/97
7439-95-4	MAGNESIUM	1160.0	1130.0	mg/L	0.5	1244.0		< 0.1	6	03/19/98	03/05/98
7439-95-4	MAGNESIUM	1140.0	1060.0	mg/L	0.5	1244.0		< 0.5	7	08/17/98	07/15/98
7439-95-4	MAGNESIUM	993.0	< 1.0	mg/L	0.5	1244.0		< 0.5	8	03/15/99	03/03/99
7439-95-4	MAGNESIUM	1100.0	1120.0	mg/L	0.5	1244.0		< 0.5	9	09/16/99	09/01/99
7439-95-4	MAGNESIUM	1033.0	1107.0	mg/L	5.0	1244.0		< 1.0	10	03/16/00	03/15/00
7439-95-4	MAGNESIUM	982.0	1040.0	mg/L	1.0	1244.0		< 0.5	11	10/26/00	09/20/00
7439-95-4	MAGNESIUM	1199.0	1188.0	mg/L	0.5	1244.0		< 0.5	12	05/10/01	03/14/01
7439-95-4	MAGNESIUM	1175.0	1193.0	mg/L	0.2	1244.0		< 0.5	13	11/09/01	09/19/01
7439-95-4	MAGNESIUM	1093.0	1074.0	mg/L	0.5	1244.0		< 0.5	14	03/25/02	03/20/02



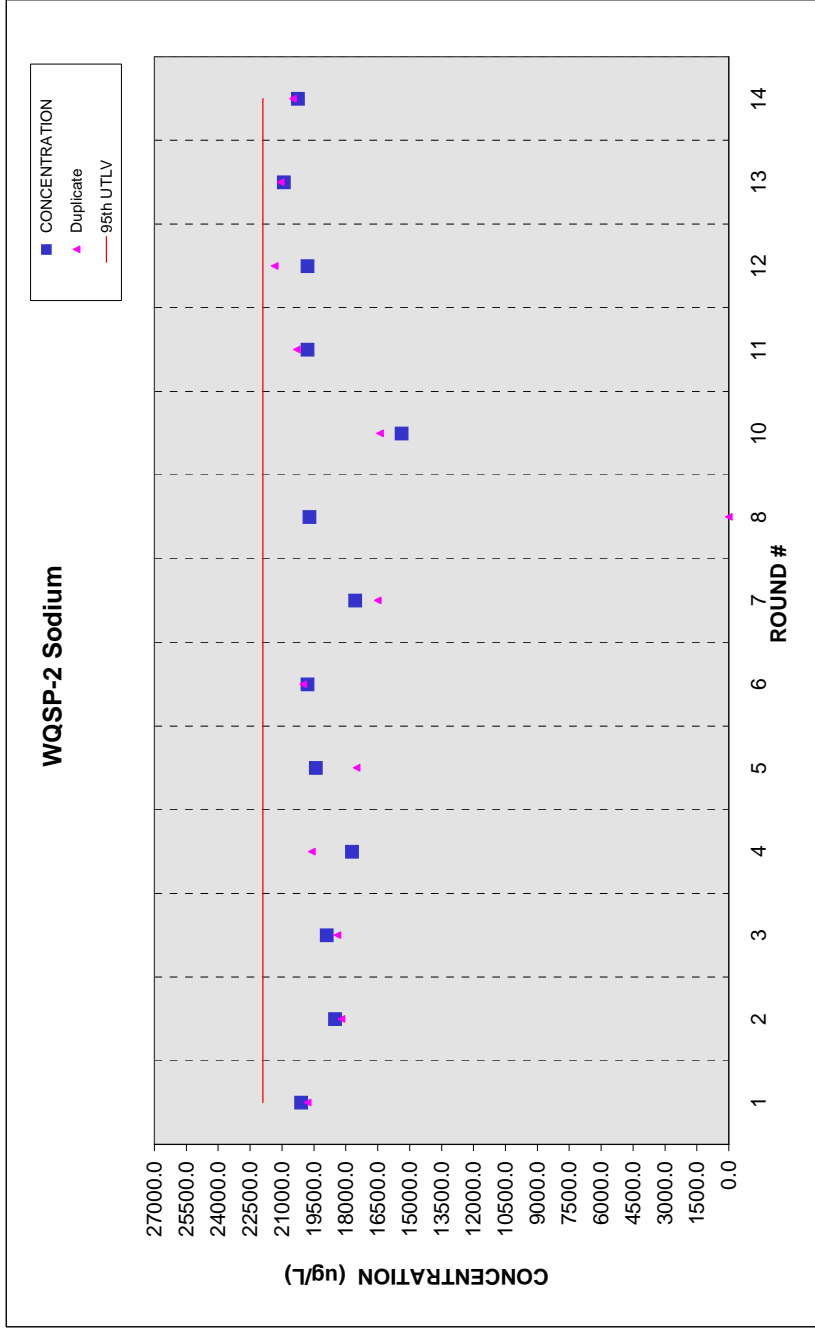
WQSP-2 Potassium

CAS #	PARAMETER	CONCENTRATION	VALUE Duplicate	UNITS	MINIMUM DETECTION LIMIT	95th UTLL	ACID BLANK (AVERAGE)	WATER BLANK (AVERAGE)	ROUND #	DATE ANALYZED	DATE SAMPLED
7440-09-7	POTASSIUM	497.0	474.0	mg/L	0.2	845.0	<	<	1	08/28/95	08/17/95
7440-09-7	POTASSIUM	476.0	465.0	mg/L	10.0	845.0	<	<	2	04/25/96	04/11/96
7440-09-7	POTASSIUM	471.0	451.0	mg/L	2.0	845.0	<	<	3	07/30/96	07/25/96
7440-09-7	POTASSIUM	443.0	468.0	mg/L	2.0	845.0	<	<	4	05/01/97	04/24/97
7440-09-7	POTASSIUM	499.0	476.0	mg/L	2.0	845.0	<	<	5	07/29/97	07/24/97
7440-09-7	POTASSIUM	467.0	487.0	mg/L	2.0	845.0	<	<	6	03/19/98	03/05/98
7440-09-7	POTASSIUM	710.0	640.0	mg/L	0.5	845.0	<	<	7	08/17/98	07/15/98
7440-09-7	POTASSIUM	661.0	<	1.0	0.5	845.0	<	<	8	03/15/99	03/03/99
7440-09-7	POTASSIUM	700.0	728.0	mg/L	0.5	845.0	<	<	9	09/16/99	09/01/99
7440-09-7	POTASSIUM	333.0	380.0	mg/L	0.0	845.0	<	<	10	03/16/00	03/15/00
7440-09-7	POTASSIUM	815.0	823.0	mg/L	1.0	845.0	<	10.1	11	10/26/00	09/20/00
7440-09-7	POTASSIUM	706.0	768.0	mg/L	0.5	845.0	<	<	12	05/10/01	03/14/01
7440-09-7	POTASSIUM	841.0	856.0	mg/L	0.2	845.0	<	<	13	11/09/01	09/19/01
7440-09-7	POTASSIUM	759.0	797.0	mg/L	0.5	845.0	<	<	14	03/25/02	03/20/02



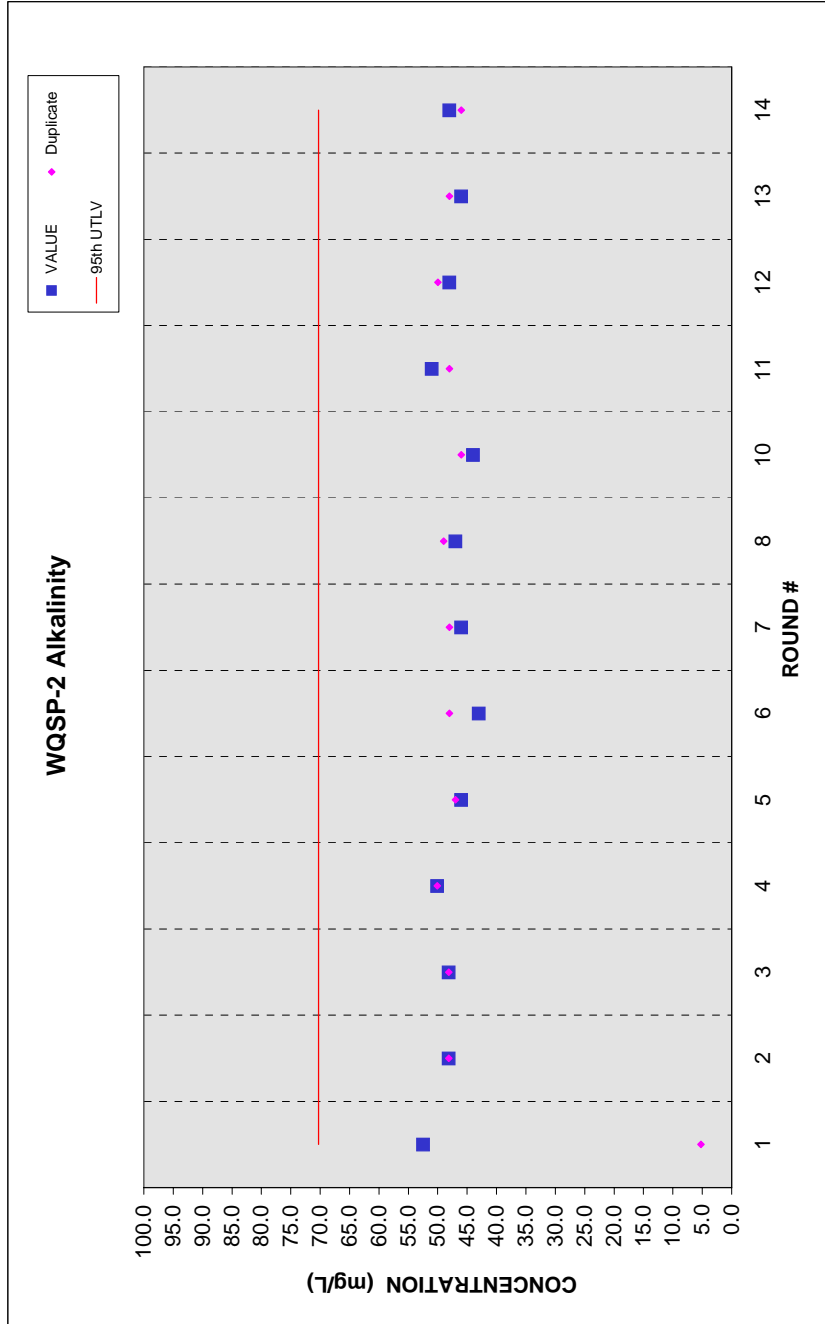
WQSP-2 Sodium

CAS #	PARAMETER	CONCENTRATION	VALUE Duplicate	UNITS	MINIMUM DETECTION LIMIT	95th UTLL	ACID BLANK (AVERAGE)	WATER BLANK (AVERAGE)	ROUND #	DATE ANALYZED	DATE SAMPLED
7440-23-5	SODIUM	20100.0	19800.0	mg/L	5.0	21900.0	<	<	1	08/28/95	08/17/95
7440-23-5	SODIUM	18500.0	18200.0	mg/L	25.0	21900.0	<	<	2	04/25/96	04/11/96
7440-23-5	SODIUM	18900.0	18400.0	mg/L	25.0	21900.0	<	<	3	07/30/96	07/25/96
7440-23-5	SODIUM	17700.0	19600.0	mg/L	10.0	21900.0	<	<	4	05/01/97	04/24/97
7440-23-5	SODIUM	19400.0	17500.0	mg/L	10.0	21900.0	<	<	5	07/29/97	07/24/97
7440-23-5	SODIUM	19800.0	20000.0	mg/L	4.0	21900.0	<	<	6	03/19/98	03/05/98
7440-23-5	SODIUM	17550.0	16500.0	mg/L	0.5	21900.0	<	<	7	08/17/98	07/15/98
7440-23-5	SODIUM	19700.0	< 1.0	mg/L	1.0	21900.0	<	<	8	03/15/99	03/03/99
7440-23-5	SODIUM	15374.0	16396.0	mg/L	5.0	21900.0	<	<	10	03/16/00	03/15/00
7440-23-5	SODIUM	19800.0	20300.0	mg/L	1.0	21900.0	<	22.0	11	10/26/00	09/20/00
7440-23-5	SODIUM	19790.0	21340.0	mg/L	0.5	21900.0	<	<	12	05/10/01	03/14/01
7440-23-5	SODIUM	20910.0	21060.0	mg/L	0.2	21900.0	<	<	13	11/09/01	09/19/01
7440-23-5	SODIUM	20240.0	20490.0	mg/L	0.5	21900.0	<	<	14	03/25/02	03/20/02



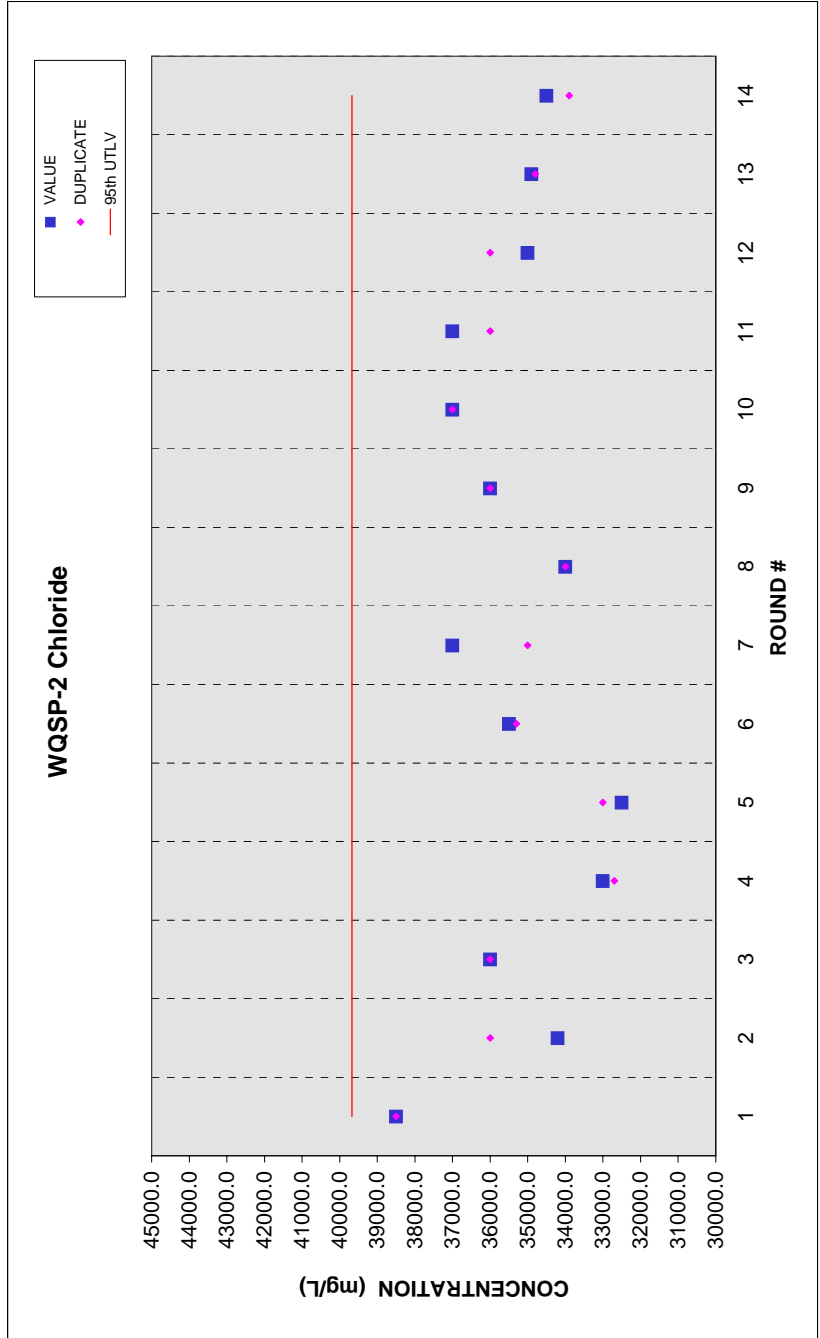
WQSP-2 Alkalinity

CAS #	PARAMETER	VALUE	VALUE Duplicate	UNITS	MINIMUM DETECTION LIMIT	95th UTILITY	ACID BLANK (AVERAGE)	WATER BLANK (AVERAGE)	ROUND #	DATE ANALYZED	DATE SAMPLED
	ALKALINITY	52.5	5.3	mg/L	5.0	70.3		<	1	09/07/95	08/31/95
	ALKALINITY	48.1	48.1	mg/L	5.0	70.3	0.0	<	2	05/08/96	04/25/96
	ALKALINITY	48.1	48.1	mg/L	5.0	70.3	0.0	<	3	08/15/96	08/08/96
	ALKALINITY	50.1	50.1	mg/L	5.0	70.3		<	4	05/14/97	05/08/97
	ALKALINITY	46.0	47.0	mg/L	5.0	70.3		<	5	08/26/97	08/07/97
	ALKALINITY	43.0	48.0	mg/L	5.0	70.3		<	6	04/16/98	04/15/98
	ALKALINITY	46.0	48.0	mg/L	5.0	70.3		<	7	08/18/98	08/12/98
	ALKALINITY	47.0	49.0	mg/L	5.0	70.3		<	8	03/18/99	03/17/99
	ALKALINITY	44.0	46.0	mg/L	5.0	70.3		<	10	03/17/00	03/15/00
	ALKALINITY	51.0	48.0	mg/L	6.0	70.3		<	11	09/22/00	09/20/00
	ALKALINITY	48.0	50.0	mg/L	4.0	70.3			12	03/20/01	03/14/01
	ALKALINITY	46.0	48.0	mg/L	4.0	70.3			13	09/25/01	09/19/01
	ALKALINITY	48.0	46.0	mg/L	4.0	70.3			14	03/26/02	03/20/02



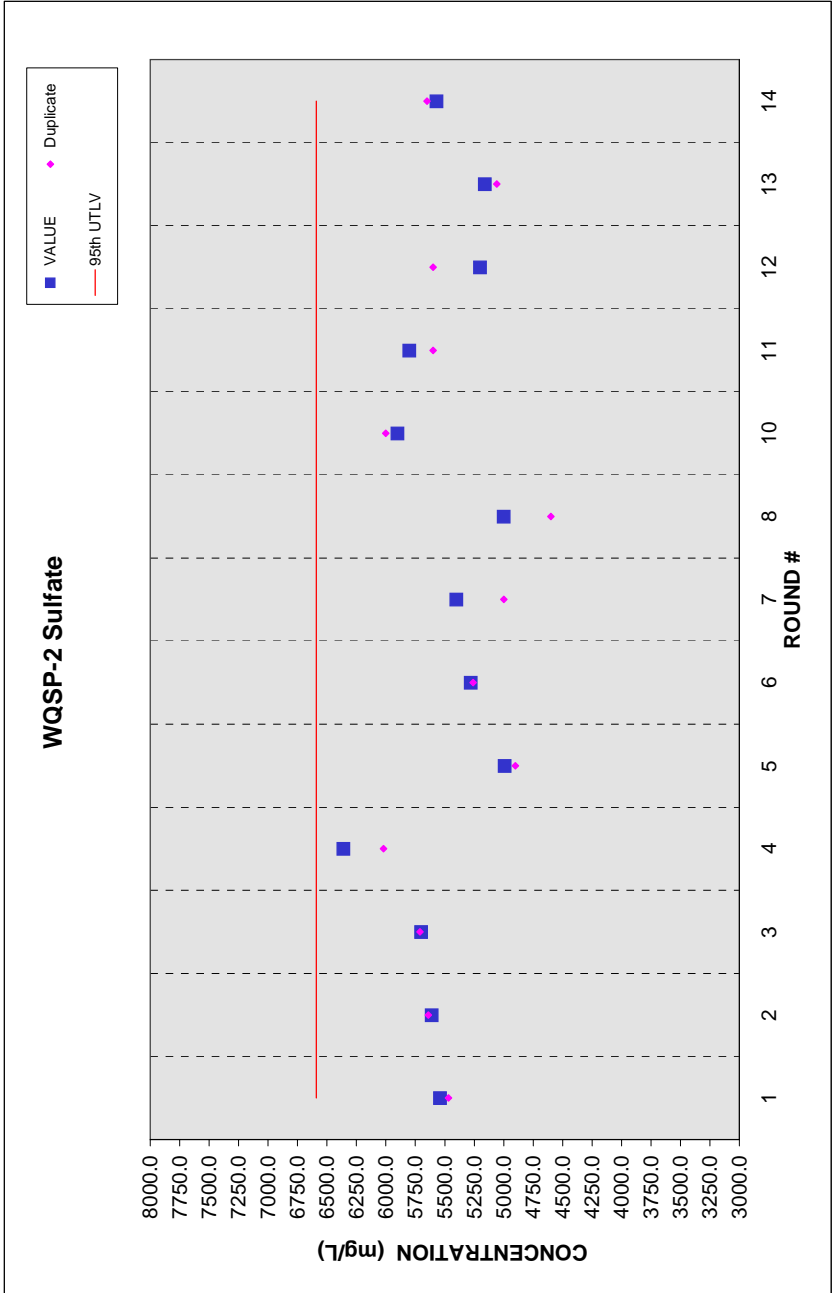
WQSP-2 Chloride

CAS #	PARAMETER	VALUE	VALUE DUPLICATE	UNITS	MINIMUM DETECTION LIMIT	95th UTLV	ACID BLANK (AVERAGE)	WATER BLANK (AVERAGE)	ROUND #	DATE ANALYZED	DATE SAMPLED
7782-50-5	CHLORIDE	38500.0	38500.0	mg/L	5.0	39670.0		< 5.0	1	09/08/95	08/31/95
7782-50-5	CHLORIDE	34200.0	36000.0	mg/L	2500.0	39670.0	0.0	< 5.0	2	05/01/96	04/25/96
7782-50-5	CHLORIDE	36000.0	36000.0	mg/L	2500.0	39670.0	0.0	< 5.0	3	08/20/96	08/08/96
7782-50-5	CHLORIDE	33000.0	32700.0	mg/L	2500.0	39670.0		< 5.0	4	05/17/97	05/08/97
7782-50-5	CHLORIDE	32500.0	33000.0	mg/L	2500.0	39670.0		< 5.0	5	08/29/97	08/07/97
7782-50-5	CHLORIDE	35500.0	35000.0	mg/L	0.2	39670.0		0.0	6	04/16/98	04/15/98
7782-50-5	CHLORIDE	37000.0	35000.0	mg/L	2500.0	39670.0		1.7	7	08/17/98	08/12/98
7782-50-5	CHLORIDE	34000.0	34000.0	mg/L	0.5	39670.0		< 0.5	8	03/19/99	03/17/99
7782-50-5	CHLORIDE	36000.0	36000.0	mg/L	0.5	39670.0		< 0.5	9	09/15/99	09/15/99
7782-50-5	CHLORIDE	37000.0	37000.0	mg/L	0.5	39670.0		< 0.5	10	03/21/00	03/15/00
7782-50-5	CHLORIDE	37000.0	36000.0	mg/L	2.0	39670.0		< 0.5	11	09/21/00	09/20/00
7782-50-5	CHLORIDE	35000.0	36000.0	mg/L	0.5	39670.0			12	03/19/01	03/14/01
7782-50-5	CHLORIDE	34900.0	34800.0	mg/L	2.0	39670.0			13	10/08/01	09/19/01
7782-50-5	CHLORIDE	34500.0	33900.0	mg/L	2.0	39670.0			14	03/26/02	03/20/02



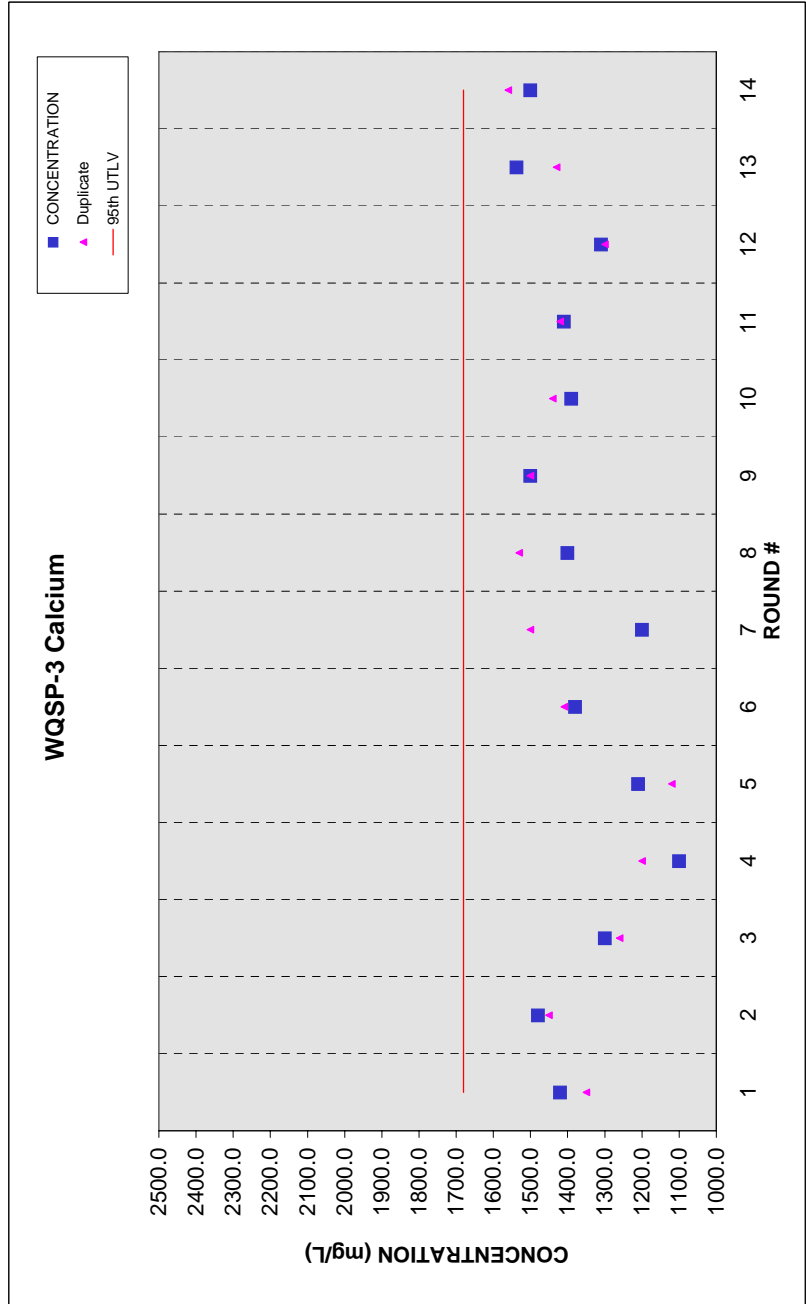
WQSP-2 Sulfate

CAS #	PARAMETER	VALUE	VALUE Duplicate	UNITS	MINIMUM DETECTION LIMIT	95th UTLV	ACID BLANK (AVERAGE)	WATER BLANK (AVERAGE)	ROUND #	DATE ANALYZED	DATE SAMPLED
	SULFATE	5540.0	5470.0	mg/L	10.0	6590.0	<	10.0	1	09/06/95	08/31/95
	SULFATE	5610.0	5640.0	mg/L	2500.0	6590.0	<	10.0	2	05/08/96	04/25/96
	SULFATE	5700.0	5710.0	mg/L	1000.0	6590.0	<	10.0	3	08/21/96	08/08/96
	SULFATE	6360.0	6020.0	mg/L	2500.0	6590.0	<	10.0	4	05/19/97	05/08/97
	SULFATE	4990.0	4900.0	mg/L	2500.0	6590.0	<	10.0	5	09/03/97	08/07/97
	SULFATE	5280.0	5260.0	mg/L	0.2	6590.0	<	0.2	6	04/16/98	04/15/98
	SULFATE	5400.0	5000.0	mg/L	2500.0	6590.0	<	0.5	7	08/18/98	08/12/98
	SULFATE	5000.0	4800.0	mg/L	0.5	6590.0	<	0.5	8	03/22/99	03/17/99
	SULFATE	5900.0	6000.0	mg/L	0.5	6590.0	<	0.5	10	03/15/00	03/15/00
	SULFATE	5800.0	5600.0	mg/L	0.5	6590.0	<	0.5	11	09/21/00	09/20/00
	SULFATE	5200.0	5600.0	mg/L	0.5	6590.0	<	0.5	12	03/19/01	03/14/01
	SULFATE	5160.0	5060.0	mg/L	2.0	6590.0	<	0.5	13	10/08/01	09/19/01
	SULFATE	5570.0	5650.0	mg/L	2.0	6590.0	<	0.5	14	03/26/02	03/20/02



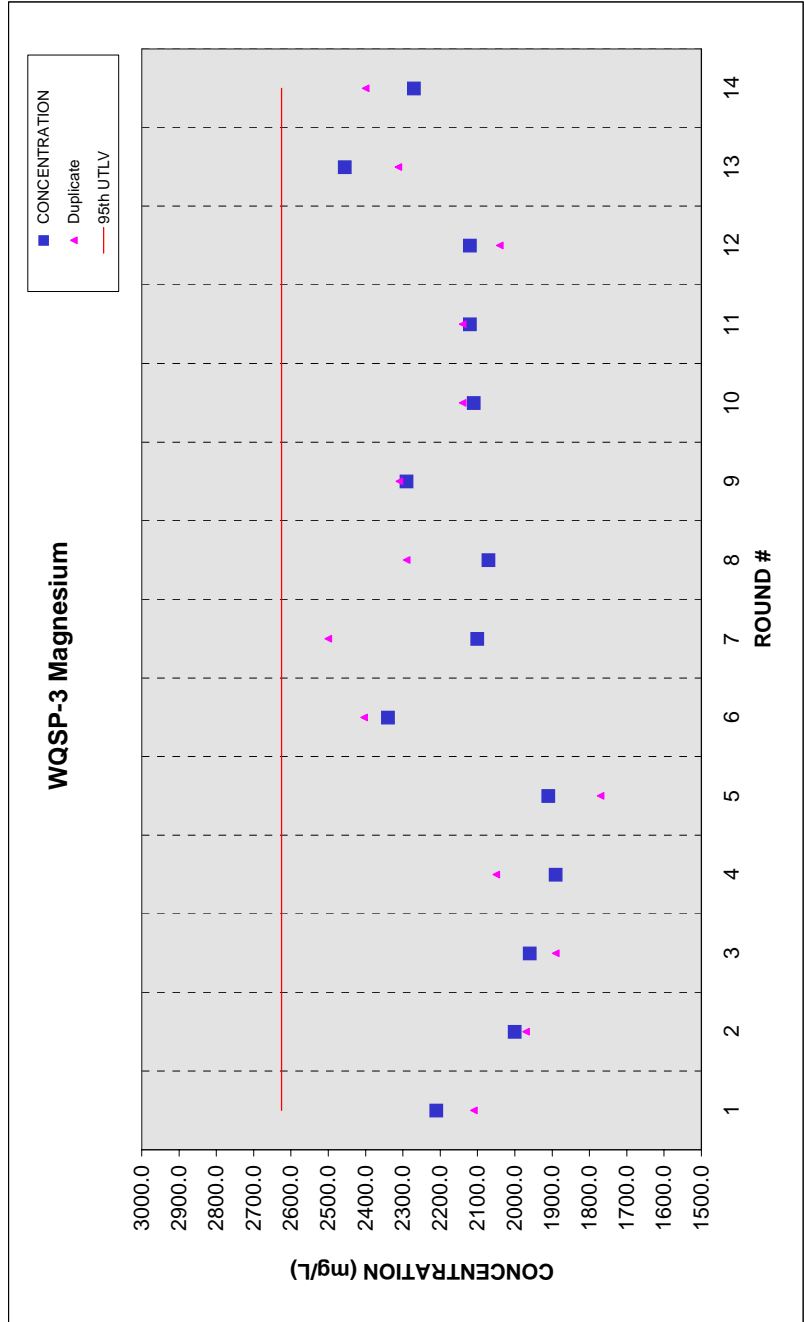
WQSP-3 Calcium

CAS #	PARAMETER	CONCENTRATION	VALUE Duplicate	UNITS	MINIMUM DETECTION LIMIT	95th UTLV	ACID BLANK (AVERAGE)	WATER BLANK (AVERAGE)	ROUND #	DATE ANALYZED	DATE SAMPLED
7440-70-2	CALCIUM	1420.0	1350.0	mg/L	8.0	1680.0	<	<	1	10/20/95	09/19/95
7440-70-2	CALCIUM	1480.0	1450.0	mg/L	2.0	1680.0	<	<	2	06/03/96	05/09/96
7440-70-2	CALCIUM	1300.0	1260.0	mg/L	2.0	1680.0	<	<	3	08/29/96	08/22/96
7440-70-2	CALCIUM	1100.0	1200.0	mg/L	2.0	1680.0	<	<	4	06/13/97	05/22/97
7440-70-2	CALCIUM	1210.0	1120.0	mg/L	2.0	1680.0	<	<	5	09/05/97	08/21/97
7440-70-2	CALCIUM	1380.0	1409.4	mg/L	0.0	1680.0	<	<	6	04/24/98	04/22/98
7440-70-2	CALCIUM	1200.0	1500.0	mg/L	0.1	1680.0	<	<	7	09/29/98	08/26/98
7440-70-2	CALCIUM	1400.0	1530.0	mg/L	1.0	1680.0	<	<	8	04/15/99	04/08/99
7440-70-2	CALCIUM	1500.0	1500.0	mg/L	1.0	1680.0	<	<	9	11/25/99	10/06/99
7440-70-2	CALCIUM	1390.0	1440.0	mg/L	5.0	1680.0	<	<	10	04/06/00	03/23/00
7440-70-2	CALCIUM	1410.0	1420.0	mg/L	1.0	1680.0	<	<	11	10/24/00	10/05/00
7440-70-2	CALCIUM	1310.0	1300.0	mg/L	0.5	1680.0	<	<	12	06/25/01	03/29/01
7440-70-2	CALCIUM	1537.0	1430.0	mg/L	0.2	1680.0	<	<	13	10/17/01	10/04/01
7440-70-2	CALCIUM	1500.0	1560.0	mg/L	0.5	1680.0	<	<	14	04/15/02	04/04/02



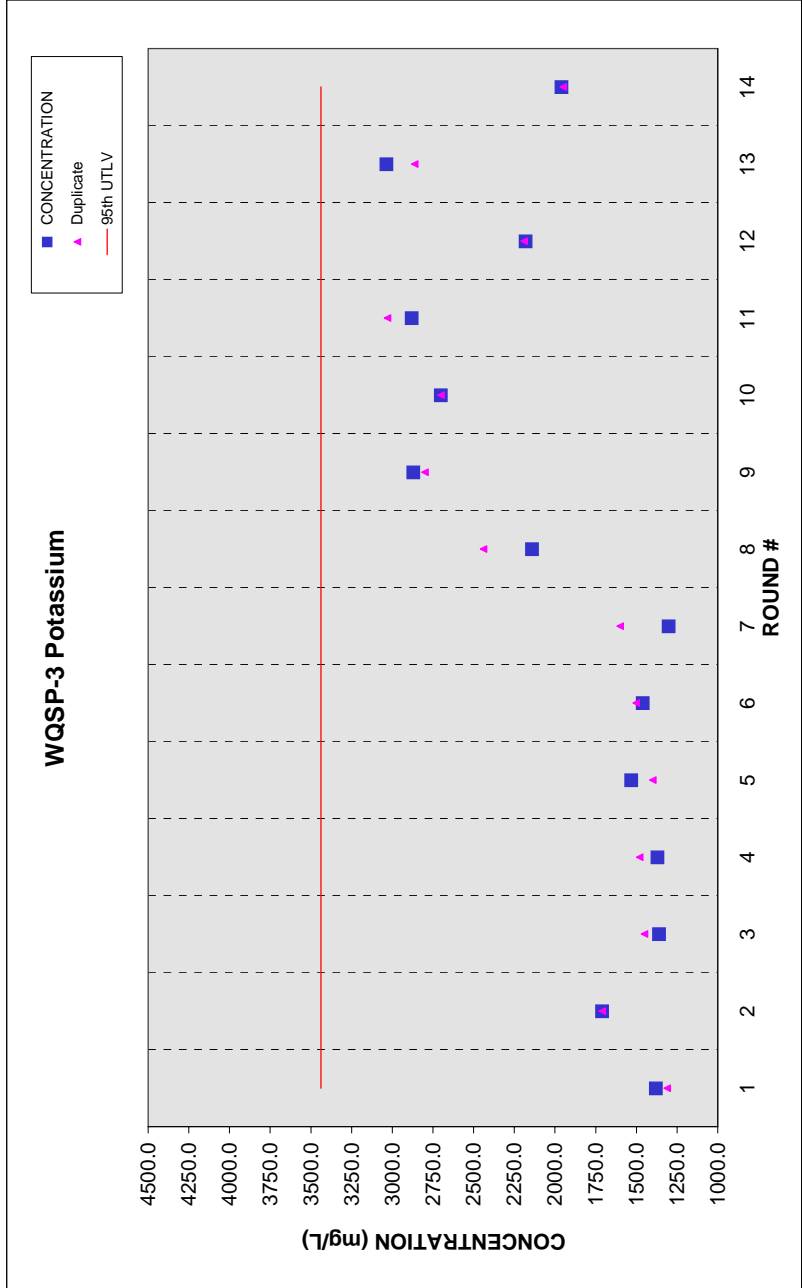
WQSP-3 Magnesium

CAS #	PARAMETER	CONCENTRATION	VALUE Duplicate	UNITS	MINIMUM DETECTION LIMIT	95th UTLV	ACID BLANK (AVERAGE)	WATER BLANK (AVERAGE)	ROUND #	DATE ANALYZED	DATE SAMPLED
7439-95-4	MAGNESIUM	2210.0	2110.0	mg/L	4.0	2625.0	< 0.1	< 0.1	1	10/20/95	09/19/95
7439-95-4	MAGNESIUM	2000.0	1970.0	mg/L	0.5	2625.0	< 0.1	< 0.1	2	06/03/96	05/09/96
7439-95-4	MAGNESIUM	1960.0	1890.0	mg/L	0.5	2625.0	< 0.1	< 0.1	3	08/29/96	08/22/96
7439-95-4	MAGNESIUM	1890.0	2050.0	mg/L	1.0	2625.0	< 0.1	< 0.1	4	06/13/97	05/22/97
7439-95-4	MAGNESIUM	1910.0	1770.0	mg/L	1.0	2625.0	< 0.1	< 0.1	5	09/05/97	08/21/97
7439-95-4	MAGNESIUM	2340.0	2404.0	mg/L	0.1	2625.0	< 0.1	< 0.1	6	04/24/98	04/22/98
7439-95-4	MAGNESIUM	2100.0	2500.0	mg/L	0.1	2625.0	< 0.0	< 0.0	7	09/29/98	08/26/98
7439-95-4	MAGNESIUM	2070.0	2290.0	mg/L	1.0	2625.0	< 1.0	< 1.0	8	04/15/99	04/08/99
7439-95-4	MAGNESIUM	2290.0	2310.0	mg/L	0.5	2625.0	< 0.5	< 0.5	9	11/25/99	10/06/99
7439-95-4	MAGNESIUM	2110.0	2140.0	mg/L	5.0	2625.0	< 0.1	< 0.1	10	04/06/00	03/23/00
7439-95-4	MAGNESIUM	2120.0	2140.0	mg/L	1.0	2625.0	< 0.1	< 0.1	11	10/24/00	10/05/00
7439-95-4	MAGNESIUM	2120.0	2040.0	mg/L	0.5	2625.0	< 0.5	< 0.5	12	06/25/01	03/29/01
7439-95-4	MAGNESIUM	2455.0	2312.0	mg/L	0.2	2625.0	< 0.1	< 0.1	13	10/17/01	10/04/01
7439-95-4	MAGNESIUM	2270.0	2400.0	mg/L	0.5	2625.0	< 0.1	< 0.1	14	04/15/02	04/04/02



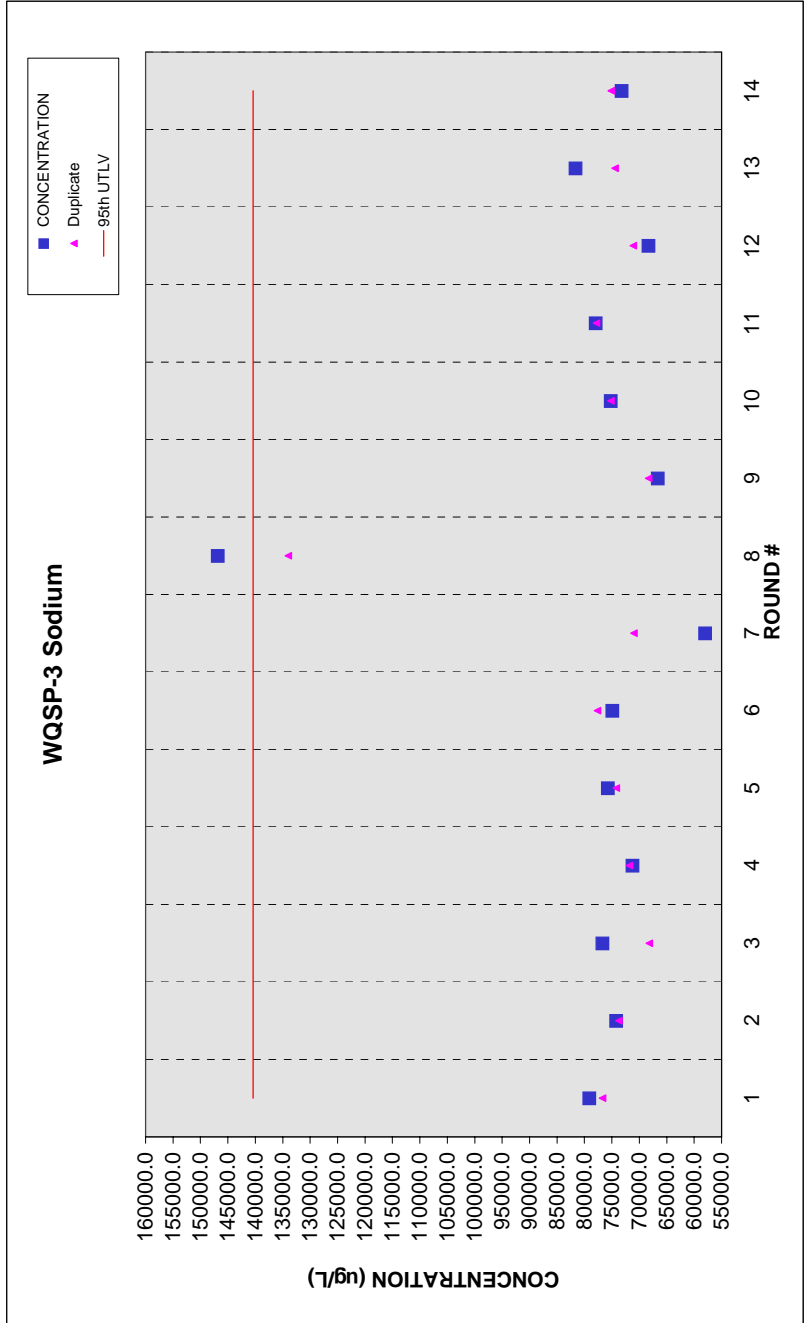
WQSP-3 Potassium

CAS #	PARAMETER	CONCENTRATION	VALUE Duplicate	UNITS	MINIMUM DETECTION LIMIT	95th UTLV	ACID BLANK (AVERAGE)	WATER BLANK (AVERAGE)	ROUND #	DATE ANALYZED	DATE SAMPLED
7440-09-7	POTASSIUM	1380.0	1310.0	mg/L	8.0	3438.0	<	0.2	1	10/20/95	09/19/95
7440-09-7	POTASSIUM	1710.0	1710.0	mg/L	0.2	3438.0	<	0.2	2	05/29/96	05/09/96
7440-09-7	POTASSIUM	1360.0	1450.0	mg/L	2.0	3438.0	<	0.2	3	08/29/96	08/22/96
7440-09-7	POTASSIUM	1370.0	1480.0	mg/L	2.0	3438.0	<	0.2	4	05/29/97	05/22/97
7440-09-7	POTASSIUM	1530.0	1400.0	mg/L	2.0	3438.0	<	0.2	5	08/28/97	08/21/97
7440-09-7	POTASSIUM	1460.0	1502.0	mg/L	0.1	3438.0	<	0.1	6	04/24/98	04/22/98
7440-09-7	POTASSIUM	1300.0	1600.0	mg/L	0.1	3438.0	<	0.1	7	09/29/98	08/26/98
7440-09-7	POTASSIUM	2140.0	2440.0	mg/L	1.0	3438.0	<	1.0	8	04/15/99	04/08/99
7440-09-7	POTASSIUM	2870.0	2800.0	mg/L	0.5	3438.0	<	0.5	9	11/25/99	10/07/99
7440-09-7	POTASSIUM	2700.0	2700.0	mg/L	5.0	3438.0	<	0.1	10	04/06/00	03/23/00
7440-09-7	POTASSIUM	2880.0	3030.0	mg/L	1.0	3438.0	<	0.2	11	10/24/00	10/05/00
7440-09-7	POTASSIUM	2180.0	2190.0	mg/L	0.5	3438.0	<	0.5	12	06/25/01	03/29/01
7440-09-7	POTASSIUM	3035.0	2862.0	mg/L	0.2	3438.0	<		13	10/17/01	10/04/01
7440-09-7	POTASSIUM	1960.0	1950.0	mg/L	0.5	3438.0	<		14	05/06/02	04/04/02



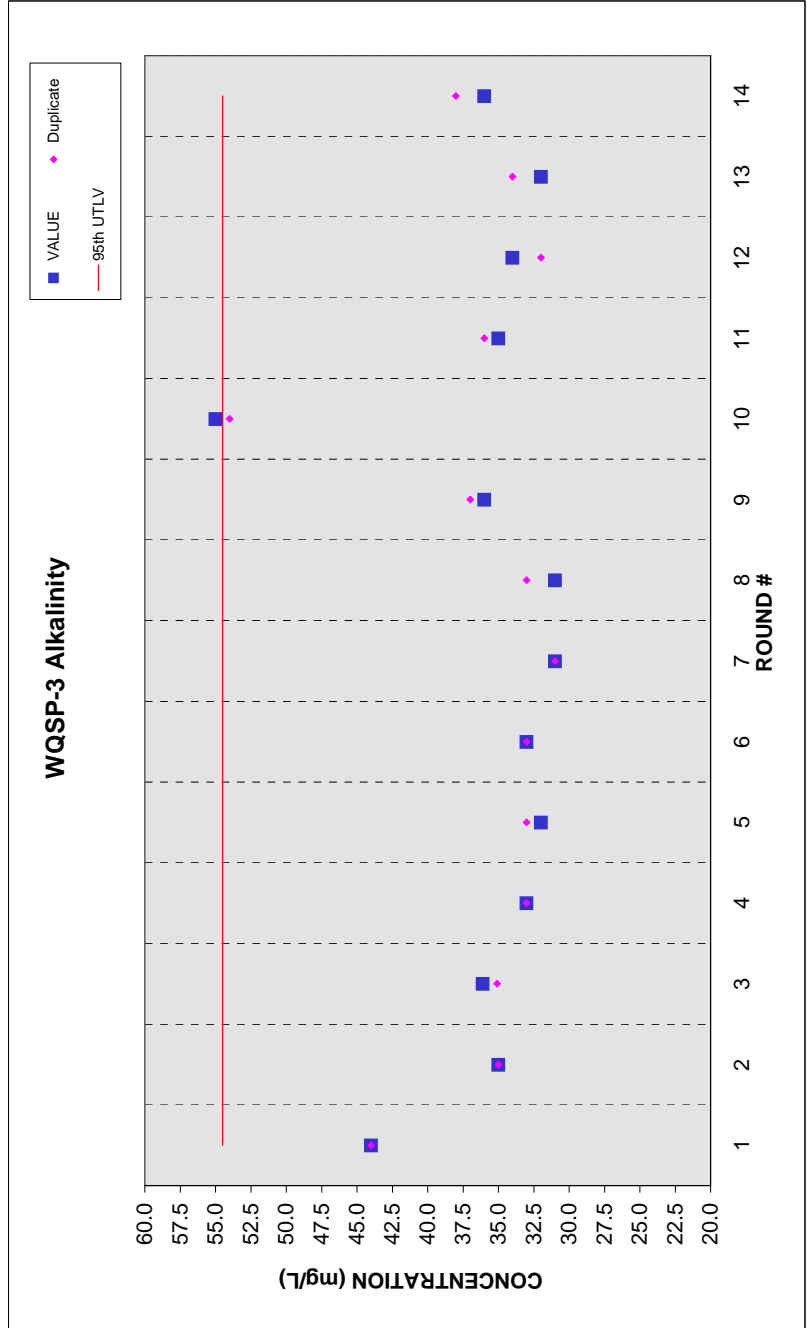
WQSP-3 Sodium

CAS #	PARAMETER	CONCENTRATION	VALUE Duplicate	UNITS	MINIMUM DETECTION LIMIT	95th UTLY	ACID BLANK (AVERAGE)	WATER BLANK (AVERAGE)	ROUND #	DATE ANALYZED	DATE SAMPLED
7440-23-5	SODIUM	79100.0	76700.0	mg/L	100.0	140400.0	<	< 0.5	1	10/20/95	09/19/95
7440-23-5	SODIUM	74200.0	73700.0	mg/L	50.0	140400.0	<	< 0.5	2	05/29/96	05/09/96
7440-23-5	SODIUM	76700.0	68200.0	mg/L	50.0	140400.0	<	< 0.5	3	08/29/96	08/22/96
7440-23-5	SODIUM	71200.0	71800.0	mg/L	25.0	140400.0	<	< 0.5	4	05/29/97	05/22/97
7440-23-5	SODIUM	75700.0	74200.0	mg/L	25.0	140400.0	<	< 0.5	5	08/28/97	08/21/97
7440-23-5	SODIUM	74900.0	77660.0	mg/L	0.0	140400.0	<	< 0.0	6	04/24/98	04/22/98
7440-23-5	SODIUM	58000.0	71000.0	mg/L	0.1	140400.0	<	< 0.1	7	09/29/98	08/26/98
7440-23-5	SODIUM	146800.0	134000.0	mg/L	1.0	140400.0	<	< 1.0	8	04/15/99	04/08/99
7440-23-5	SODIUM	66600.0	68300.0	mg/L	1.0	140400.0	<	< 1.0	9	11/25/99	10/06/99
7440-23-5	SODIUM	75200.0	75200.0	mg/L	5.0	140400.0	<	< 0.2	10	04/06/00	03/23/00
7440-23-5	SODIUM	77900.0	77800.0	mg/L	5.0	140400.0	<	< 0.4	11	12/22/00	10/05/00
7440-23-5	SODIUM	68300.0	71100.0	mg/L	0.5	140400.0	<	< 0.5	12	06/25/01	03/29/01
7440-23-5	SODIUM	81600.0	74400.0	mg/L	0.2	140400.0	<	<	13	10/16/01	10/04/01
7440-23-5	SODIUM	73200.0	75100.0	mg/L	0.5	140400.0	<	<	14	04/15/02	04/04/02



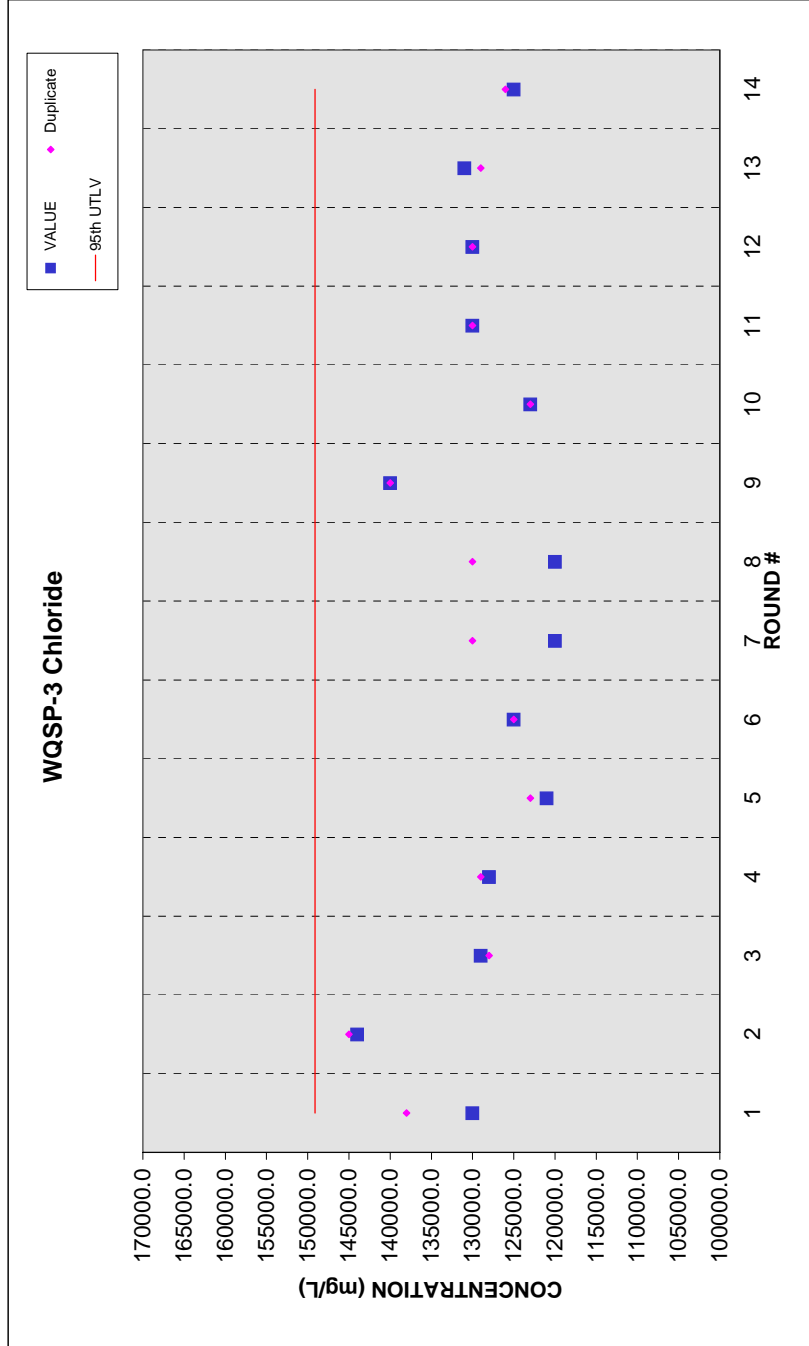
WQSP-3 Alkalinity

CAS #	PARAMETER	VALUE	VALUE Duplicate	UNITS	MINIMUM DETECTION LIMIT	95th UTLL	ACID BLANK (AVERAGE)	WATER BLANK (AVERAGE)	ROUND #	DATE ANALYZED	DATE SAMPLED
	ALKALINITY	44.0	44.0	mg/L	5.0	54.5	<	<	1	10/02/95	09/19/95
	ALKALINITY	35.0	35.0	mg/L	5.0	54.5	<	<	2	05/15/96	05/09/96
	ALKALINITY	36.1	35.1	mg/L	5.0	54.5	<	<	3	09/12/96	08/22/96
	ALKALINITY	33.0	33.0	mg/L	5.0	54.5	<	<	4	06/09/97	05/22/97
	ALKALINITY	32.0	33.0	mg/L	5.0	54.5	<	<	5	08/26/97	08/21/97
	ALKALINITY	33.0	33.0	mg/L	5.0	54.5	<	<	6	04/24/98	4/22/98
	ALKALINITY	31.0	31.0	mg/L	1.0	54.5	<	<	7	09/09/98	08/26/98
	ALKALINITY	31.0	33.0	mg/L	3.0	54.5	<	<	8	04/11/99	04/08/99
	ALKALINITY	36.0	37.0	mg/L	3.0	54.5			9	10/12/99	10/06/99
	ALKALINITY	55.0	54.0	mg/L	3.0	54.5			10	03/30/00	03/23/00
	ALKALINITY	35.0	36.0	mg/L	6.0	54.5	<	<	11	10/11/00	10/05/00
	ALKALINITY	34.0	32.0	mg/L	4.0	54.5			12	04/04/01	03/29/01
	ALKALINITY	32.0	34.0	mg/L	4.0	54.5			13	10/11/01	10/04/01
	ALKALINITY	36.0	38.0	mg/L	4.0	54.5			14	04/04/02	04/04/02



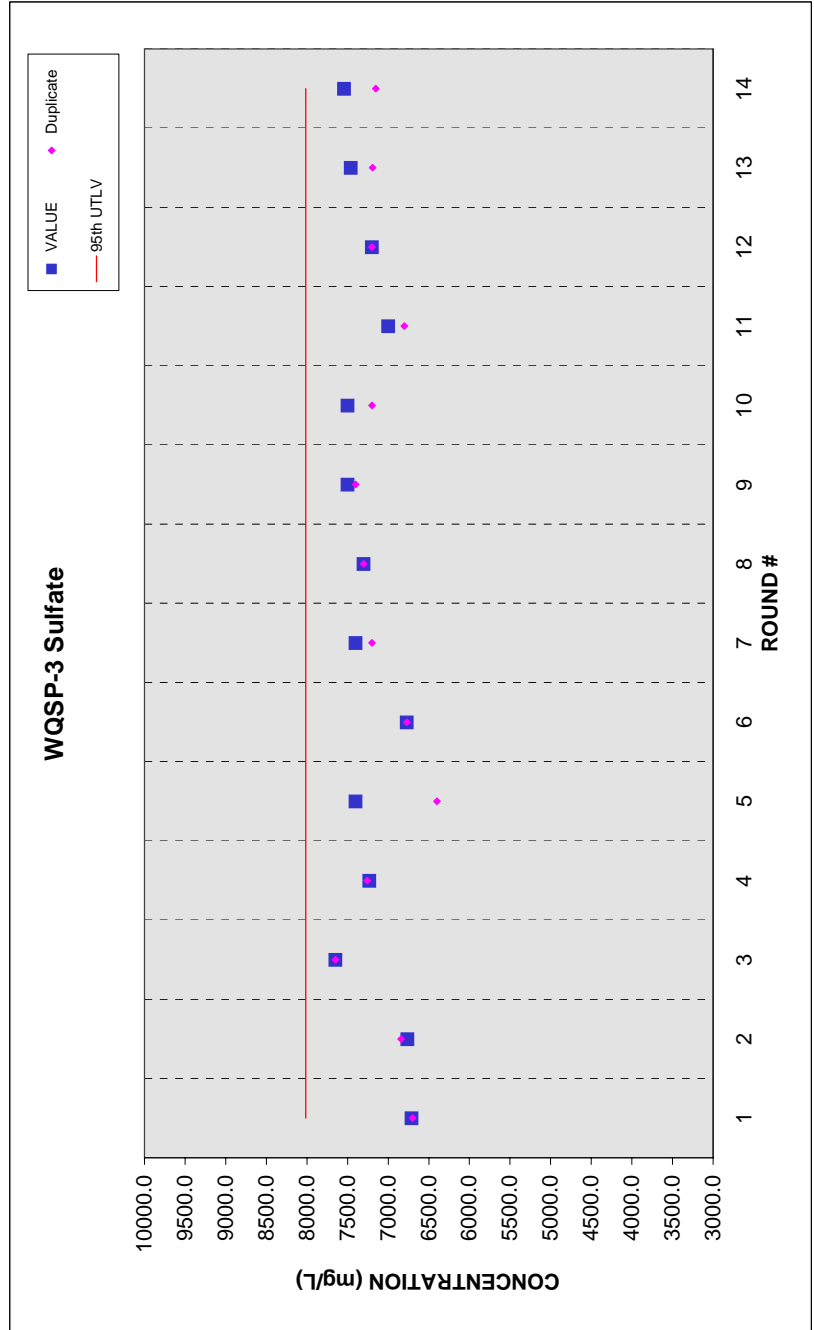
WQSP-3 Chloride

CAS #	PARAMETER	VALUE	VALUE Duplicate	UNITS	MINIMUM DETECTION LIMIT	95th UTLV	ACID BLANK (AVERAGE)	WATER BLANK (AVERAGE)	ROUND #	DATE ANALYZED	DATE SAMPLED
=	=	=	=	=	=	=	=	=	=	=	=
7782-50-5	CHLORIDE	130000.0	1380000.0	mg/L	5.0	149100.0	<	5.0	1	09/22/95	09/19/95
7782-50-5	CHLORIDE	144000.0	1450000.0	mg/L	5000.0	149100.0	0.0	5.0	2	05/16/96	05/09/96
7782-50-5	CHLORIDE	129000.0	1280000.0	mg/L	5000.0	149100.0	0.0	5.0	3	09/18/96	08/22/96
7782-50-5	CHLORIDE	128000.0	1290000.0	mg/L	5000.0	149100.0	<	5.0	4	06/04/97	05/22/97
7782-50-5	CHLORIDE	121000.0	1230000.0	mg/L	5000.0	149100.0	<	5.0	5	08/29/97	08/21/97
7782-50-5	CHLORIDE	125000.0	1250000.0	mg/L	0.0	149100.0		0.0	6	04/24/98	04/22/98
7782-50-5	CHLORIDE	120000.0	1300000.0	mg/L	0.5	149100.0		1.7	7	09/03/98	08/26/98
7782-50-5	CHLORIDE	120000.0	1300000.0	mg/L	0.5	149100.0	<	0.5	8	04/09/99	04/08/99
7782-50-5	CHLORIDE	140000.0	1400000.0	mg/L	0.5	149100.0	<	0.5	9	10/06/99	10/06/99
7782-50-5	CHLORIDE	123000.0	1230000.0	mg/L	0.5	149100.0	<	0.5	10	03/24/00	03/23/00
7782-50-5	CHLORIDE	130000.0	1300000.0	mg/L	0.5	149100.0	<	0.5	11	10/11/00	10/05/00
7782-50-5	CHLORIDE	130000.0	1300000.0	mg/L	0.5	149100.0			12	04/04/01	03/29/01
7782-50-5	CHLORIDE	131000.0	1290000.0	mg/L	2.0	149100.0			13	10/12/01	10/04/01
7782-50-5	CHLORIDE	125000.0	1260000.0	mg/L	2.0	149100.0			14	04/04/02	04/04/02



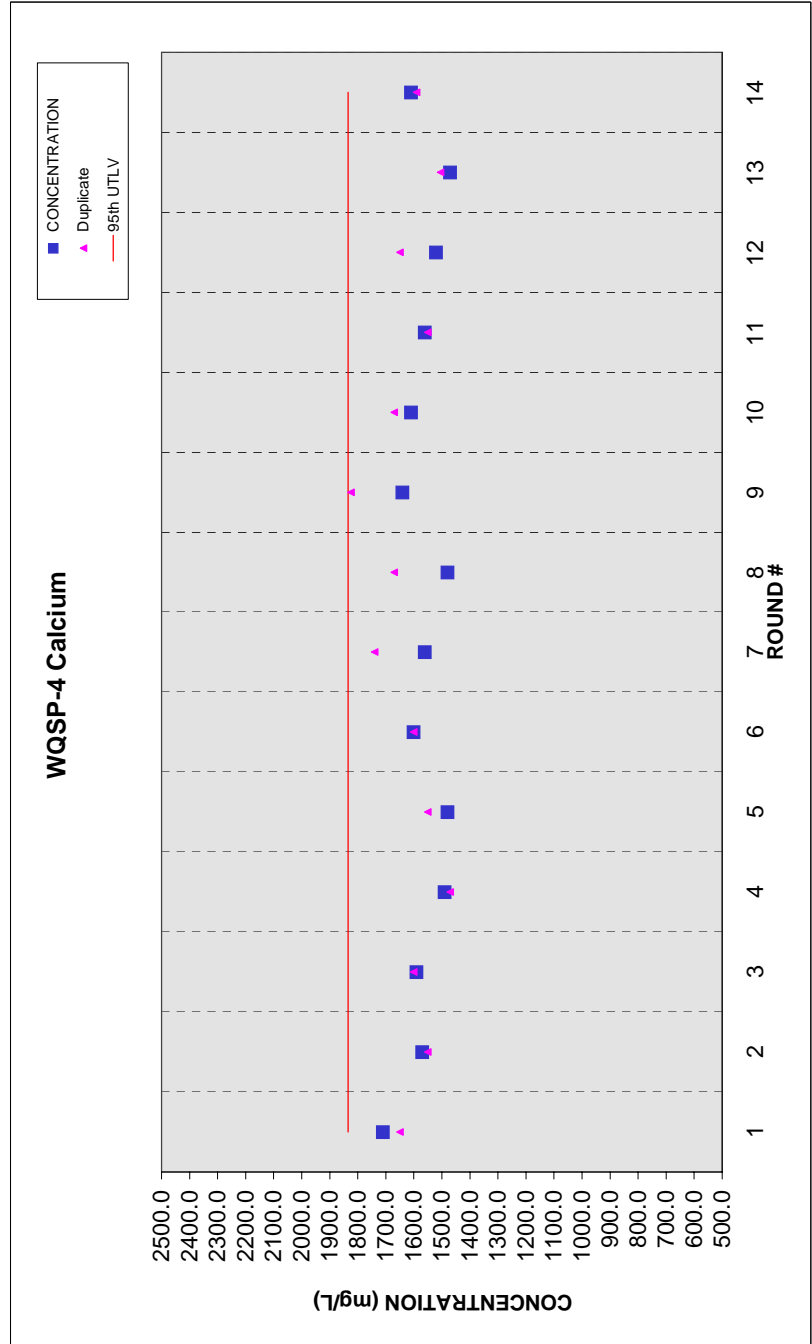
WQSP-3 Sulfate

CAS #	PARAMETER	VALUE	VALUE Duplicate	UNITS	MINIMUM DETECTION LIMIT	95th UTLV	ACID BLANK (AVERAGE)	WATER BLANK (AVERAGE)	ROUND #	DATE ANALYZED	DATE SAMPLED
	SULFATE	6710.0	6700.0	mg/L	10.0	8015.0		< 10.0	1	08/29/95	08/17/95
	SULFATE	6760.0	6840.0	mg/L	2.5	8015.0		< 10.0	2	04/25/96	04/11/96
	SULFATE	7650.0	7650.0	mg/L	2.5	8015.0		< 10.0	3	08/21/96	07/25/96
	SULFATE	7230.0	7260.0	mg/L	2.5	8015.0		< 10.0	4	05/01/97	04/24/97
	SULFATE	7400.0	6400.0	mg/L	2.5	8015.0		< 10.0	5	09/03/97	07/24/97
	SULFATE	6770.0	6769.4	mg/L	0.0	8015.0		< 0.0	6	03/11/98	03/05/98
	SULFATE	7400.0	7200.0	mg/L	0.5	8015.0			7	07/26/98	07/15/98
	SULFATE	7300.0	7300.0	mg/L	0.5	8015.0		< 0.5	8	03/03/99	03/03/99
	SULFATE	7400.0	7400.0	mg/L	0.5	8015.0		< 0.5	9	09/07/99	09/01/99
	SULFATE	7500.0	7200.0	mg/L	0.5	8015.0		< 0.5	10	03/24/00	03/23/00
	SULFATE	7000.0	6800.0	mg/L	0.5	8015.0		< 0.5	11	10/09/00	10/05/00
	SULFATE	7200.0	7200.0	mg/L	0.5	8015.0			12	04/04/01	03/29/01
	SULFATE	7460.0	7190.0	mg/L	2.0	8015.0			13	10/12/01	10/04/01
	SULFATE	7540.0	7150.0	mg/L	2.0	8015.0			14	04/04/02	04/04/02



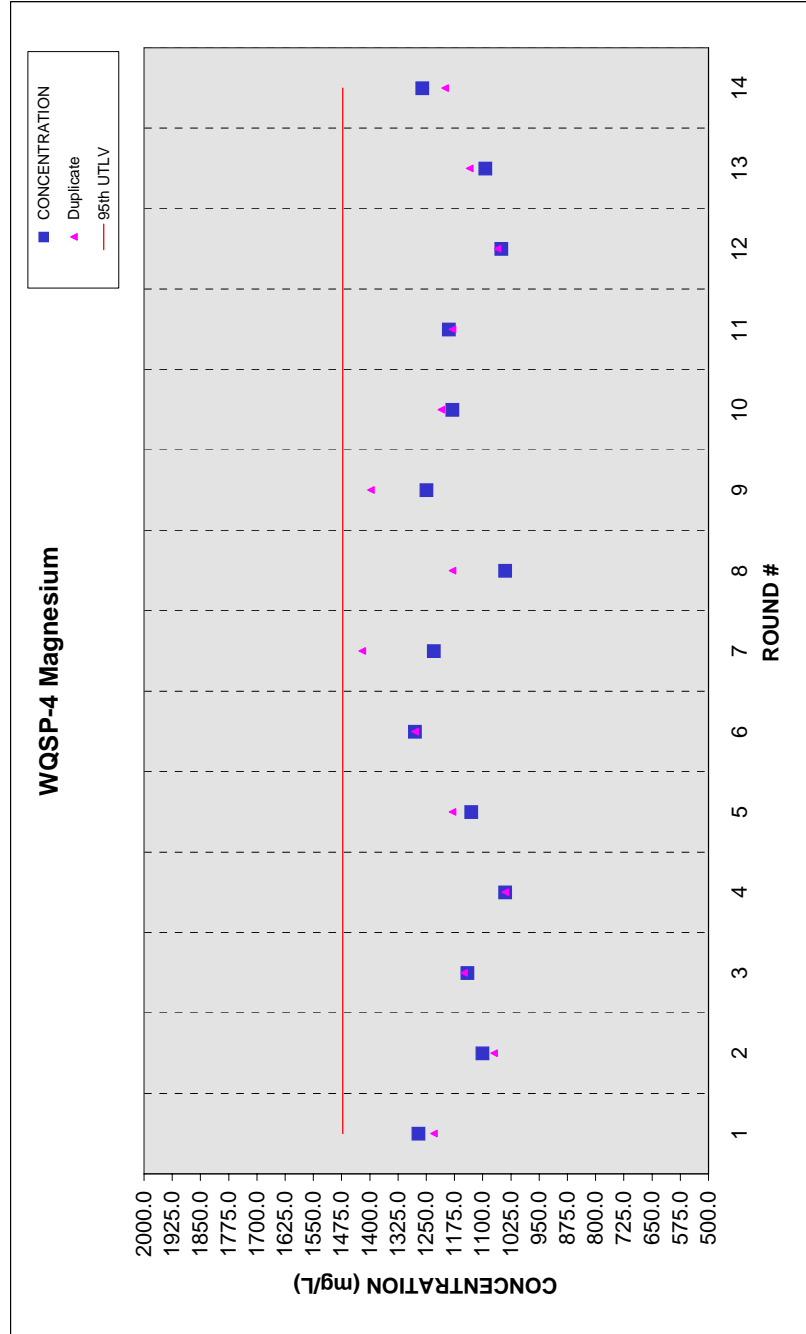
WQSP-4 Calcium

CAS #	PARAMETER	CONCENTRATION	VALUE Duplicate	UNITS	MINIMUM DETECTION LIMIT	95th UTLV	ACID BLANK (AVERAGE)	WATER BLANK (AVERAGE)	ROUND #	DATE ANALYZED	DATE SAMPLED
7440-70-2	CALCIUM	1710.0	1650.0	mg/L	40.0	1834.0	<	0.2	1	10/20/95	09/28/95
7440-70-2	CALCIUM	1570.0	1550.0	mg/L	2.0	1834.0	<	0.2	2	06/18/96	05/23/96
7440-70-2	CALCIUM	1590.0	1600.0	mg/L	2.0	1834.0	<	0.2	3	09/18/96	09/12/96
7440-70-2	CALCIUM	1490.0	1470.0	mg/L	2.0	1834.0	<	0.2	4	06/17/97	06/05/97
7440-70-2	CALCIUM	1480.0	1550.0	mg/L	2.0	1834.0	<	0.2	5	09/30/97	09/11/97
7440-70-2	CALCIUM	1600.0	1600.0	mg/L	0.0	1834.0	<	0.0	6	05/12/98	05/06/98
7440-70-2	CALCIUM	1560.0	1740.0	mg/L	0.5	1834.0	<	0.5	7	09/28/98	09/23/98
7440-70-2	CALCIUM	1480.0	1670.0	mg/L	1.0	1834.0	<	1.0	8	04/27/99	04/21/99
7440-70-2	CALCIUM	1640.0	1824.0	mg/L	0.1	1834.0	<	0.1	9	12/01/99	11/25/99
7440-70-2	CALCIUM	1610.0	1670.0	mg/L	0.1	1834.0	<	0.1	10	04/24/00	04/12/00
7440-70-2	CALCIUM	1560.0	1550.0	mg/L	5.0	1834.0	<	5.0	11	10/26/00	10/26/00
7440-70-2	CALCIUM	1520.0	1650.0	mg/L	0.5	1834.0	<	0.5	12	06/25/01	04/18/01
7440-70-2	CALCIUM	1470.0	1505.0	mg/L	0.2	1834.0	<	0.5	13	10/29/01	10/17/01
7440-70-2	CALCIUM	1610.0	1590.0	mg/L	0.5	1834.0	<	0.5	14	04/24/02	04/17/02



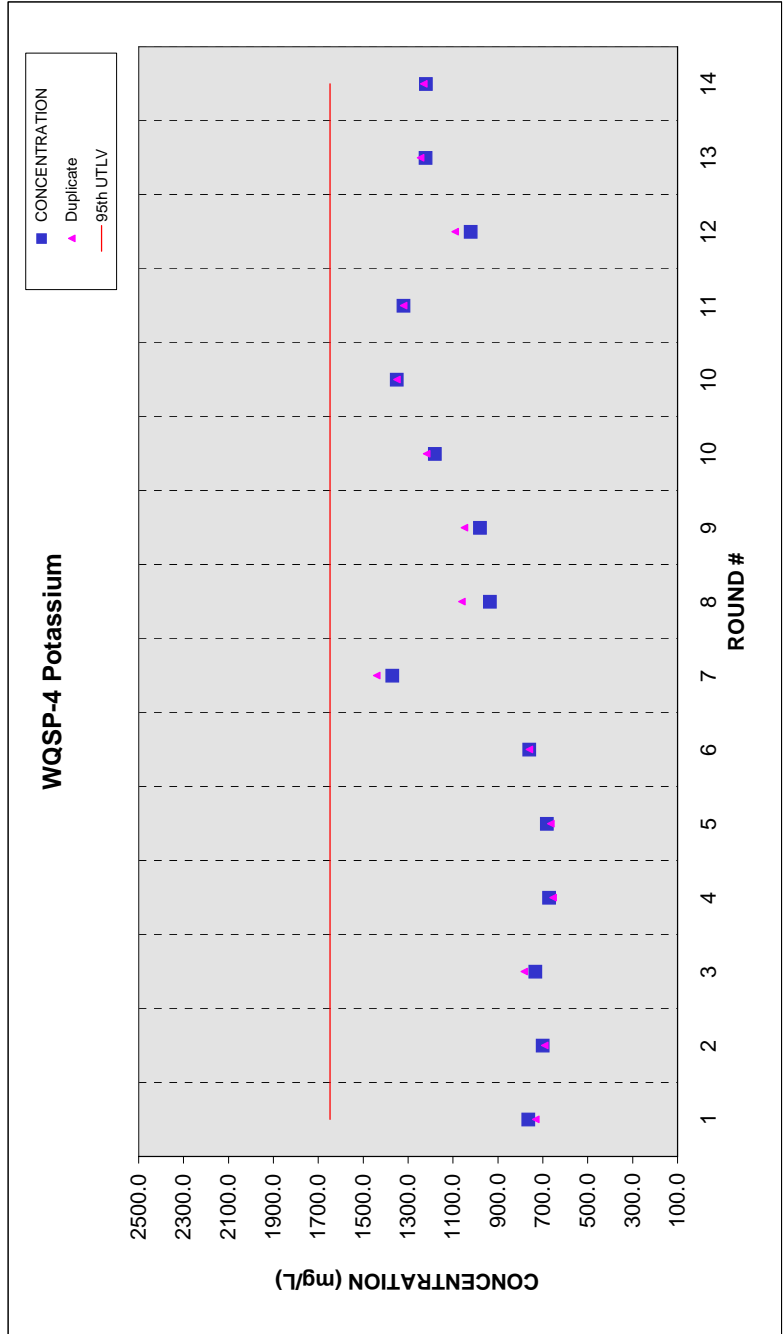
WQSP-4 Magnesium

CAS #	PARAMETER	CONCENTRATION	VALUE Duplicate	UNITS	MINIMUM DETECTION LIMIT	95th UTILITY	ACID BLANK (AVERAGE)	WATER BLANK (AVERAGE)	ROUND #	DATE ANALYZED	DATE SAMPLED
7439-95-4	MAGNESIUM	1270.0	1230.0	mg/L	4.0	1472.0		< 0.1	1	10/20/95	09/28/95
7439-95-4	MAGNESIUM	1100.0	1070.0	mg/L	0.5	1472.0	< 0.1	< 0.1	2	06/18/96	05/23/96
7439-95-4	MAGNESIUM	1140.0	1150.0	mg/L	0.5	1472.0	< 0.1	< 0.1	3	09/18/96	09/12/96
7439-95-4	MAGNESIUM	1040.0	1040.0	mg/L	1.0	1472.0	< 0.1	< 0.1	4	06/17/97	06/05/97
7439-95-4	MAGNESIUM	1130.0	1180.0	mg/L	1.0	1472.0	< 0.1	< 0.1	5	09/30/97	09/11/97
7439-95-4	MAGNESIUM	1280.0	1280.0	mg/L	0.1	1472.0		< 0.1	6	05/12/98	05/06/98
7439-95-4	MAGNESIUM	1230.0	1420.0	mg/L	0.5	1472.0		< 0.5	7	09/28/98	09/23/98
7439-95-4	MAGNESIUM	1040.0	1180.0	mg/L	1.0	1472.0		< 1.0	8	04/27/99	04/21/99
7439-95-4	MAGNESIUM	1249.0	1397.0	mg/L	0.5	1472.0		< 0.5	9	12/01/99	10/13/99
7439-95-4	MAGNESIUM	1180.0	1210.0	mg/L	0.1	1472.0		< 0.5	10	04/24/00	04/12/00
7439-95-4	MAGNESIUM	1190.0	1180.0	mg/L	5.0	1472.0		< 5.0	11	10/26/00	10/18/00
7439-95-4	MAGNESIUM	1050.0	1060.0	mg/L	0.5	1472.0		< 0.5	12	06/25/01	04/18/01
7439-95-4	MAGNESIUM	1093.0	1134.0	mg/L	0.2	1472.0			13	10/29/01	10/17/01
7439-95-4	MAGNESIUM	1260.0	1200.0	mg/L	0.5	1472.0			14	04/24/02	04/17/02



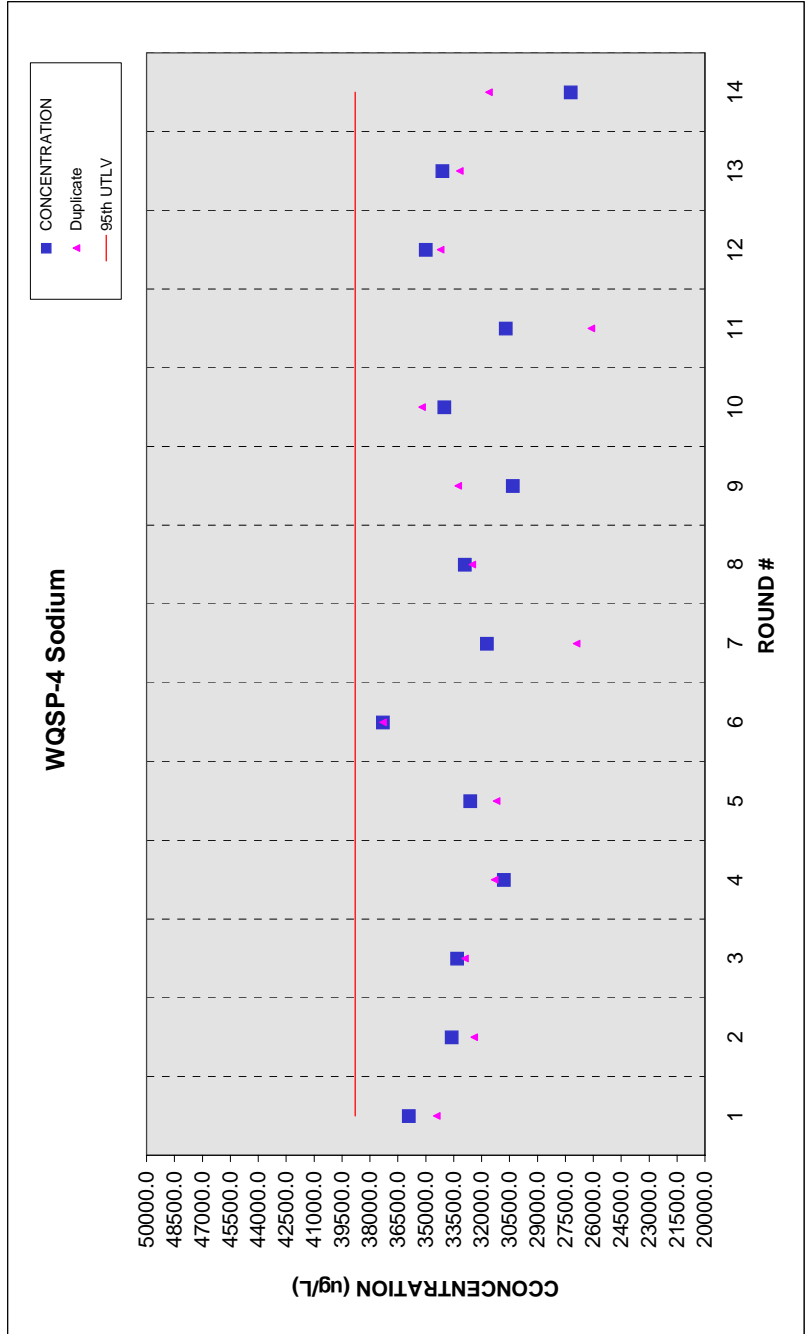
WQSP-4 Potassium

CAS #	PARAMETER	CONCENTRATION	VALUE Duplicate	UNITS	MINIMUM DETECTION LIMIT	95th UTLL	ACID BLANK (AVERAGE)	WATER BLANK (AVERAGE)	ROUND #	DATE ANALYZED	DATE SAMPLED
7440-09-7	POTASSIUM	764.0	732.0	mg/L	40.0	1648.0	<	<	1	10/20/95	09/28/95
7440-09-7	POTASSIUM	700.0	691.0	mg/L	2.0	1648.0	<	<	2	05/29/96	05/23/96
7440-09-7	POTASSIUM	733.0	782.0	mg/L	2.0	1648.0	<	<	3	09/20/96	09/12/96
7440-09-7	POTASSIUM	672.0	654.0	mg/L	2.0	1648.0	<	<	4	06/13/97	06/09/97
7440-09-7	POTASSIUM	681.0	664.0	mg/L	2.0	1648.0	<	<	5	09/19/97	09/11/97
7440-09-7	POTASSIUM	760.0	760.0	mg/L	0.1	1648.0	<	<	6	05/12/98	05/08/98
7440-09-7	POTASSIUM	1370.0	1440.0	mg/L	0.5	1648.0	<	<	7	09/28/98	09/23/98
7440-09-7	POTASSIUM	935.0	1060.0	mg/L	1.0	1648.0	<	<	8	04/27/99	04/21/99
7440-09-7	POTASSIUM	980.0	1049.0	mg/L	0.5	1648.0	<	<	9	12/01/99	10/13/99
7440-09-7	POTASSIUM	1180.0	1217.0	mg/L	0.1	1648.0	<	<	10	04/24/00	04/12/00
7440-09-7	POTASSIUM	1350.0	1350.0	mg/L	1.0	1648.0	<	<	10	06/19/00	same
7440-09-7	POTASSIUM	1320.0	1320.0	mg/L	5.0	1648.0	<	<	11	10/26/00	10/18/00
7440-09-7	POTASSIUM	1020.0	1090.0	mg/L	0.5	1648.0	<	<	12	06/25/01	04/18/01
7440-09-7	POTASSIUM	1221.0	1245.0	mg/L	0.2	1648.0	<	<	13	10/29/01	10/17/01
7440-09-7	POTASSIUM	1220.0	1230.0	mg/L	0.5	1648.0	<	<	14	04/24/02	04/17/02



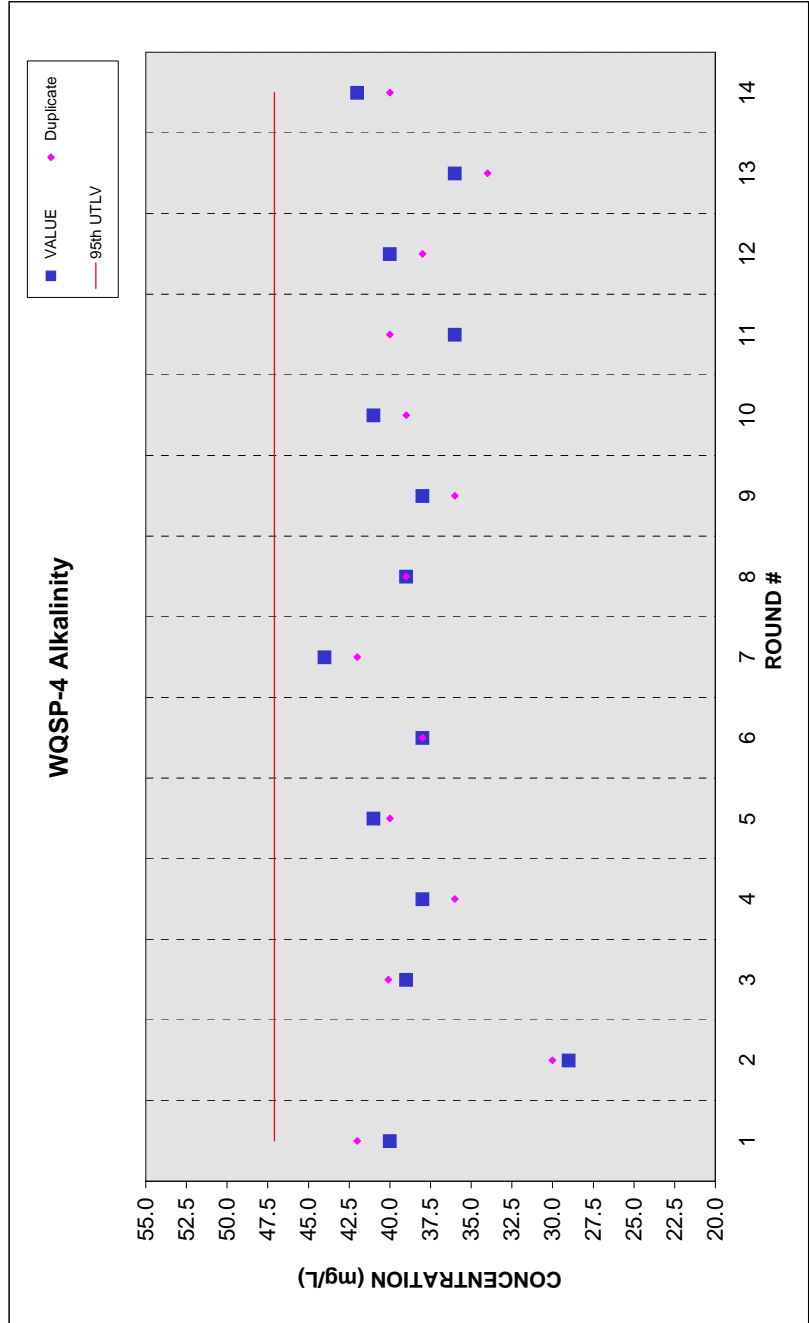
WQSP-4 Sodium

CAS #	PARAMETER	CONCENTRATION	VALUE Duplicate	UNITS	MINIMUM DETECTION LIMIT	95th UTLV	ACID BLANK (AVERAGE)	WATER BLANK (AVERAGE)	ROUND #	DATE ANALYZED	DATE SAMPLED
7440-23-5	SODIUM	35900.0	34400.0	mg/L	100.0	38790.0	<	<	1	10/20/95	09/28/95
7440-23-5	SODIUM	33600.0	32400.0	mg/L	25.0	38790.0	<	<	2	05/29/96	05/23/96
7440-23-5	SODIUM	33300.0	32900.0	mg/L	5.0	38790.0	<	<	3	09/20/96	09/12/96
7440-23-5	SODIUM	30800.0	31300.0	mg/L	25.0	38790.0	<	<	4	06/13/97	06/05/97
7440-23-5	SODIUM	32600.0	31200.0	mg/L	25.0	38790.0	<	<	5	09/19/97	09/11/97
7440-23-5	SODIUM	37300.0	37300.0	mg/L	0.0	38790.0	<	<	6	05/12/98	05/06/98
7440-23-5	SODIUM	31700.0	26900.0	mg/L	0.5	38790.0	<	<	7	09/28/98	09/23/98
7440-23-5	SODIUM	32900.0	32500.0	mg/L	1.0	38790.0	<	<	8	04/27/99	04/21/99
7440-23-5	SODIUM	30310.0	33250.0	mg/L	0.5	38790.0	<	<	9	12/01/99	10/13/99
7440-23-5	SODIUM	34000.0	35200.0	mg/L	0.1	38790.0	<	<	10	04/24/00	04/12/00
7440-23-5	SODIUM	30700.0	26100.0	mg/L	5.0	38790.0	<	<	11	10/28/00	10/18/00
7440-23-5	SODIUM	35000.0	34200.0	mg/L	0.5	38790.0	<	<	12	06/25/01	04/18/01
7440-23-5	SODIUM	34100.0	33170.0	mg/L	0.2	38790.0	<	<	13	10/29/01	10/17/01
7440-23-5	SODIUM	27200.0	31600.0	mg/L	0.5	38790.0	<	<	14	04/24/02	04/17/02



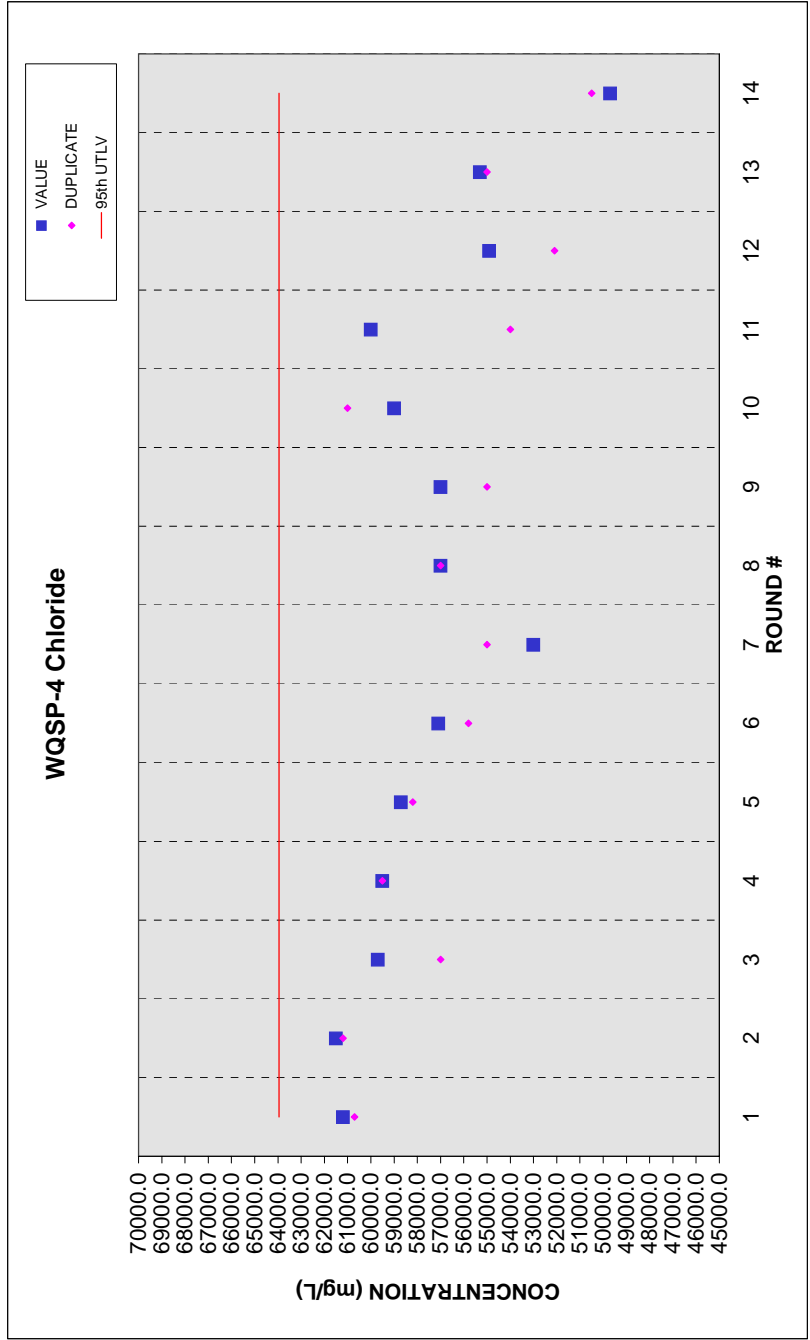
WQSP-4 Alkalinity

CAS #	PARAMETER	VALUE	VALUE Duplicate	UNITS	MINIMUM DETECTION LIMIT	95th UTLL	ACID BLANK (AVERAGE)	WATER BLANK (AVERAGE)	ROUND #	DATE ANALYZED	DATE SAMPLED
	ALKALINITY	40.0	42.0	mg/L	5.0	47.1		< 5.0	1	10/02/95	09/28/95
	ALKALINITY	29.0	30.0	mg/L	5.0	47.1	0.0	< 5.0	2	05/31/96	05/23/96
	ALKALINITY	39.0	40.1	mg/L	5.0	47.1	0.0	< 5.0	3	09/26/96	09/12/96
	ALKALINITY	38.0	36.0	mg/L	5.0	47.1		< 5.0	4	06/09/97	06/05/97
	ALKALINITY	41.0	40.0	mg/L	5.0	47.1	0.0	< 5.0	5	09/26/97	09/11/97
	ALKALINITY	38.0	38.0	mg/L	5.0	47.1		< 5.0	6	05/12/98	05/06/98
	ALKALINITY	44.0	42.0	mg/L	1.0	47.1		< 1.0	7	09/30/98	09/23/98
	ALKALINITY	39.0	39.0	mg/L	4.0	47.1		< 4.0	8	04/22/99	04/21/99
	ALKALINITY	38.0	36.0	mg/L	4.0	47.1			9	10/22/99	10/13/99
	ALKALINITY	41.0	39.0	mg/L	4.0	47.1			10	04/17/00	04/12/00
	ALKALINITY	36.0	40.0	mg/L	4.0	47.1		< 4.0	11	10/31/00	10/18/00
	ALKALINITY	40.0	38.0	mg/L	4.0	47.1			12	04/25/01	04/18/01
	ALKALINITY	36.0	34.0	mg/L	4.0	47.1			13	10/23/01	10/17/01
	ALKALINITY	42.0	40.0	mg/L	4.0	47.1			14	04/18/02	04/17/02



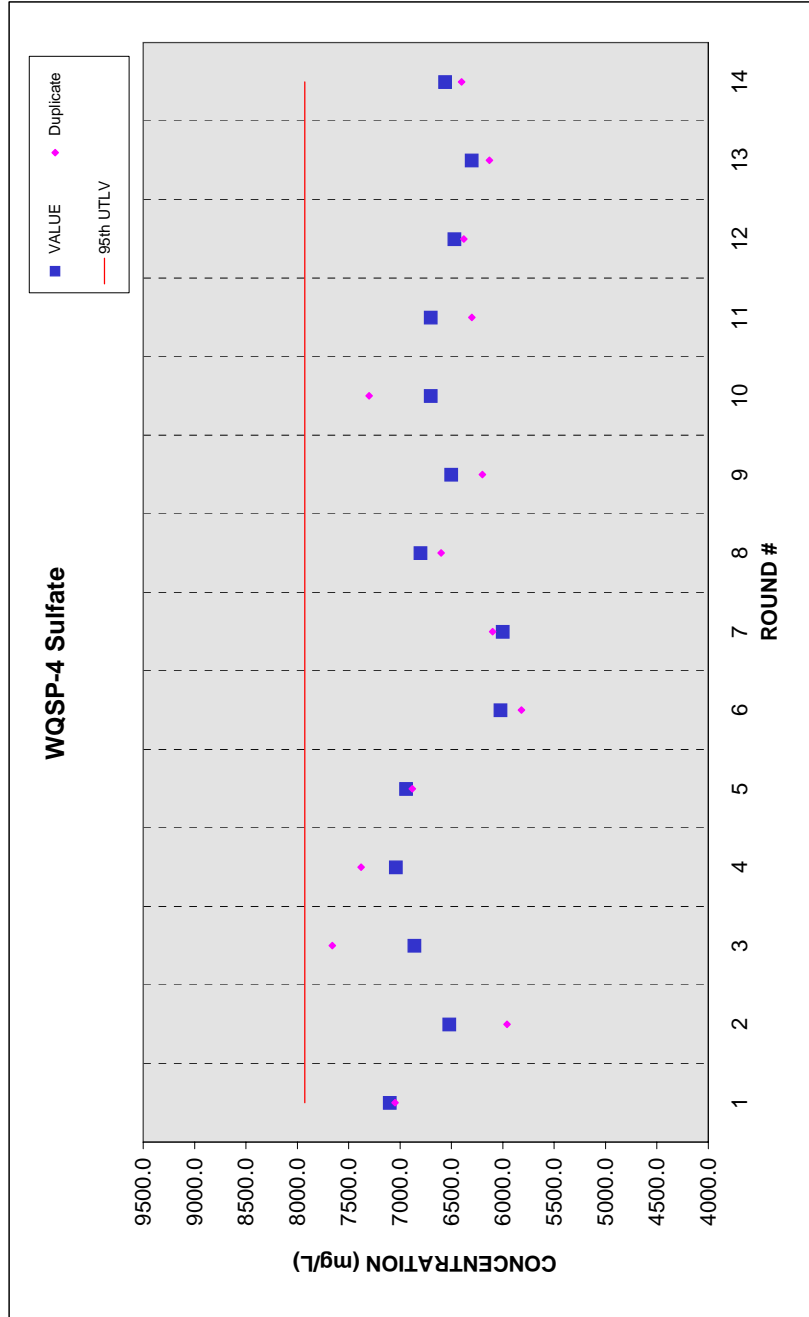
WQSP-4 Chloride

CAS #	PARAMETER	VALUE	VALUE DUPLICATE	UNITS	MINIMUM DETECTION LIMIT	95th UTLV	ACID BLANK (AVERAGE)	WATER BLANK (AVERAGE)	ROUND #	DATE ANALYZED	DATE SAMPLED
7782-50-5	CHLORIDE	61200.0	60700.0	mg/L	5.0	63960.0	<	5.0	1	10/13/95	09/28/95
7782-50-5	CHLORIDE	61500.0	61200.0	mg/L	2500.0	63960.0	<	5.0	2	05/29/96	05/23/96
7782-50-5	CHLORIDE	59700.0	57000.0	mg/L	2500.0	63960.0	<	5.0	3	09/18/96	09/12/96
7782-50-5	CHLORIDE	59500.0	59500.0	mg/L	5000.0	63960.0	<	5.0	4	06/18/97	06/05/97
7782-50-5	CHLORIDE	58700.0	58200.0	mg/L	5000.0	63960.0	<	5.0	5	09/26/97	09/11/97
7782-50-5	CHLORIDE	57100.0	55800.0	mg/L	0.0	63960.0	<	0.0	6	05/12/98	05/06/98
7782-50-5	CHLORIDE	53000.0	55000.0	mg/L	0.5	63960.0	<	2.0	7	09/28/98	09/23/98
7782-50-5	CHLORIDE	57000.0	57000.0	mg/L	0.5	63960.0	<	0.5	8	04/22/99	04/21/99
7782-50-5	CHLORIDE	57000.0	55000.0	mg/L	0.5	63960.0	<	0.5	9	10/13/99	10/13/99
7782-50-5	CHLORIDE	59000.0	61000.0	mg/L	0.5	63960.0	<	0.5	10	04/18/00	04/12/00
7782-50-5	CHLORIDE	60000.0	54000.0	mg/L	0.5	63960.0	<	0.5	11	11/15/00	10/18/00
7782-50-5	CHLORIDE	54900.0	52100.0	mg/L	0.5	63960.0	<		12	04/19/01	04/18/01
7782-50-5	CHLORIDE	55300.0	55000.0	mg/L	2.0	63960.0	<		13	10/23/01	10/17/01
7782-50-5	CHLORIDE	49700.0	50500.0	mg/L	2.0	63960.0	<		14	04/22/02	04/17/02



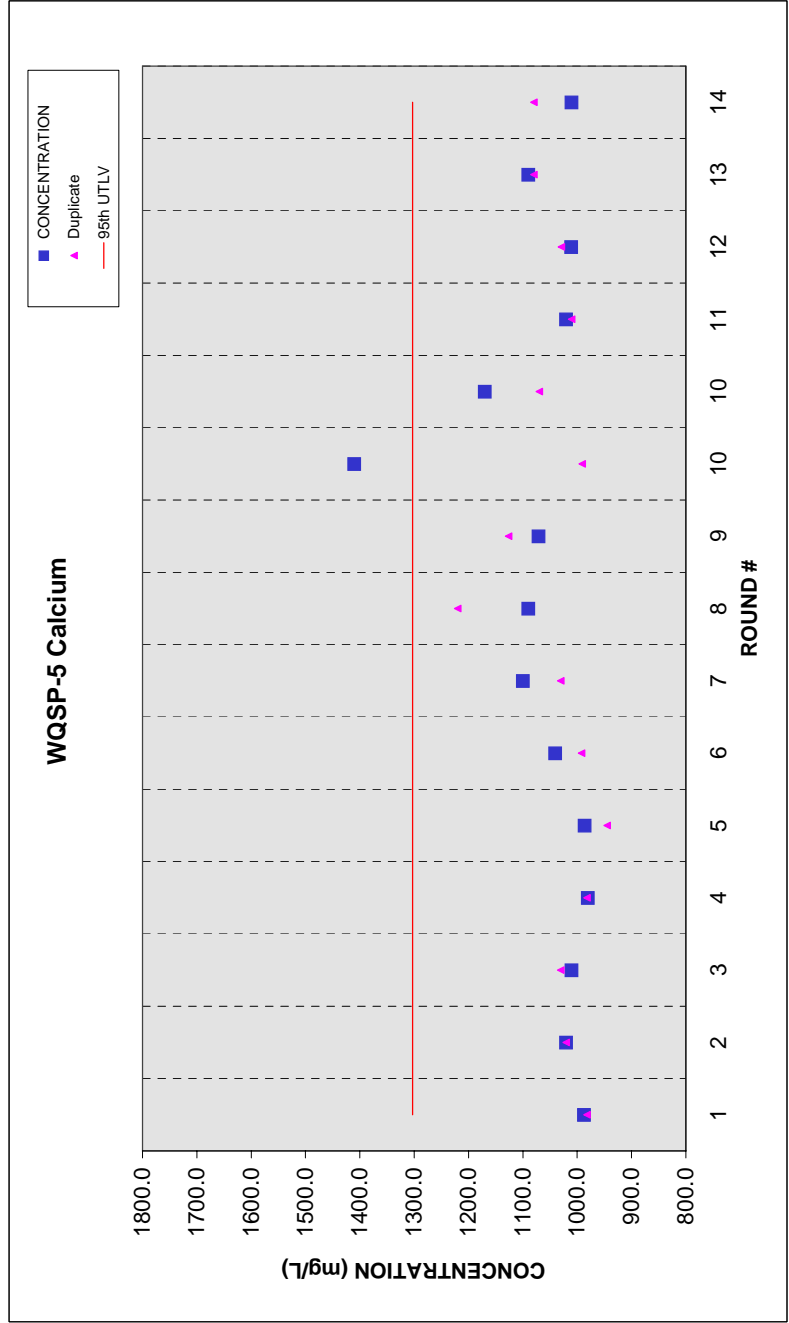
WQSP-4 Sulfate

CAS #	PARAMETER	VALUE	VALUE Duplicate	UNITS	MINIMUM DETECTION LIMIT	95th UTLV	ACID BLANK (AVERAGE)	WATER BLANK (AVERAGE)	ROUND #	DATE ANALYZED	DATE SAMPLED
	SULFATE	7100.0	7050.0	mg/L	10.0	7927.0		<	1	10/13/95	09/28/95
	SULFATE	6520.0	5960.0	mg/L	2500.0	7927.0		<	2	05/29/96	05/23/96
	SULFATE	6860.0	7660.0	mg/L	2500.0	7927.0		<	3	09/18/96	09/12/96
	SULFATE	7040.0	7380.0	mg/L	2500.0	7927.0		<	4	06/18/97	06/05/97
	SULFATE	6940.0	6880.0	mg/L	2500.0	7927.0		<	5	09/30/97	09/11/97
	SULFATE	6020.0	5820.0	mg/L	0.0	7927.0		0.1	6	05/12/98	05/06/98
	SULFATE	6000.0	6100.0	mg/L	0.5	7927.0			7	10/01/98	09/23/98
	SULFATE	6800.0	6600.0	mg/L	0.5	7927.0		<	8	04/22/99	04/21/99
	SULFATE	6500.0	6200.0	mg/L	0.5	7927.0		<	9	10/13/99	10/13/99
	SULFATE	6700.0	7300.0	mg/L	0.5	7927.0		<	10	04/18/00	04/12/00
	SULFATE	6700.0	6300.0	mg/L	0.5	7927.0		<	11	11/15/00	10/18/00
	SULFATE	6470.0	6380.0	mg/L	0.5	7927.0			12	04/19/01	04/18/01
	SULFATE	6300.0	6130.0	mg/L	2.0	7927.0			13	10/22/01	10/17/01
	SULFATE	6560.0	6400.0	mg/L	2.0	7927.0			14	04/22/02	04/17/02



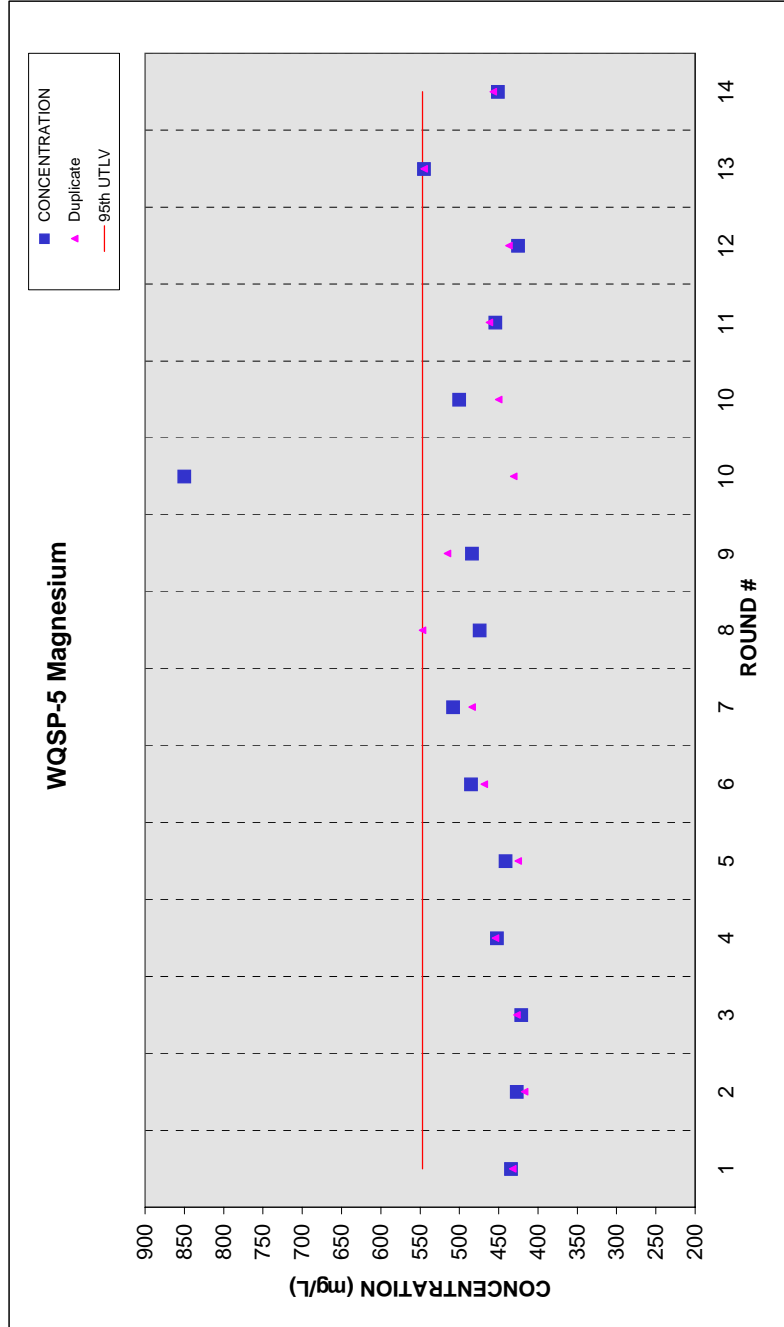
WQSP-5 Calcium

CAS #	PARAMETER	CONCENTRATION	VALUE Duplicate	UNITS	MINIMUM DETECTION LIMIT	95th UTLL	ACID BLANK (AVERAGE)	WATER BLANK (AVERAGE)	ROUND #	DATE ANALYZED	DATE SAMPLED
7440-70-2	CALCIUM	987.0	982.0	mg/L	2.0	1303.0	< 0.2	< 0.2	1	12/15/95	11/20/95
7440-70-2	CALCIUM	1020.0	1020.0	mg/L	2.0	1303.0	< 0.2	< 0.2	2	06/18/96	06/06/96
7440-70-2	CALCIUM	1010.0	1030.0	mg/L	2.0	1303.0	< 0.2	< 0.2	3	10/01/96	09/26/96
7440-70-2	CALCIUM	980.0	982.0	mg/L	2.0	1303.0	< 0.2	< 0.2	4	06/26/97	06/19/97
7440-70-2	CALCIUM	986.0	945.0	mg/L	2.0	1303.0	< 0.2	< 0.2	5	10/27/97	09/25/97
7440-70-2	CALCIUM	1040.0	992.2	mg/L	0.0	1303.0	< 0.2	< 0.0	6	05/22/98	05/20/98
7440-70-2	CALCIUM	1100.0	1030.0	mg/L	0.5	1303.0	< 0.1	0.1	7	11/27/98	10/07/98
7440-70-2	CALCIUM	1090.0	1220.0	mg/L	1.0	1303.0	< 0.1	1.0	8	05/12/99	05/05/99
7440-70-2	CALCIUM	1071.0	1126.0	mg/L	0.1	1303.0	< 0.1	0.1	9	12/01/99	10/27/99
7440-70-2	CALCIUM	1410.0	991.0	mg/L	5.0	1303.0	< 0.3	0.3	10	05/24/00	04/26/00
7440-70-2	CALCIUM	1170.0	1070.0	mg/L	5.0	1303.0			10	06/19/00	06/19/00
7440-70-2	CALCIUM	1020.0	1010.0	mg/L	5.0	1303.0		0.0	11	11/24/00	11/01/00
7440-70-2	CALCIUM	1011.0	1029.0	mg/L	5.0	1303.0			12	06/25/01	05/02/01
7440-70-2	CALCIUM	1090.0	1080.0	mg/L	0.2	1303.0			13	11/05/01	10/31/01
7440-70-2	CALCIUM	1010.0	1080.0	mg/L	0.5	1303.0			14	05/06/02	05/01/02



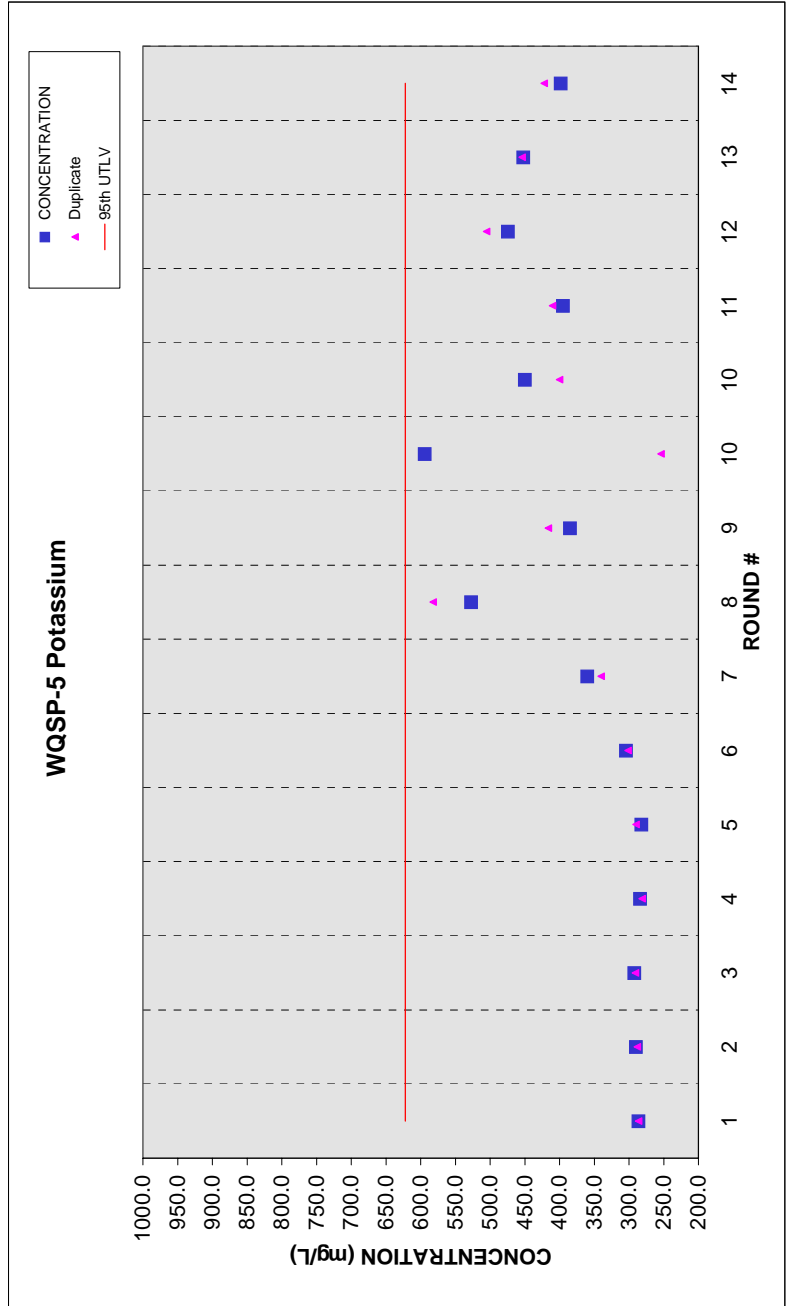
WQSP-5 Magnesium

CAS #	PARAMETER	CONCENTRATION	VALUE Duplicate	UNITS	MINIMUM DETECTION LIMIT	95th UTLL	ACID BLANK (AVERAGE)	WATER BLANK (AVERAGE)	ROUND #	DATE ANALYZED	DATE SAMPLED
7439-95-4	MAGNESIUM	434.0	432.0	mg/L	1.0	547.0	< 0.1	< 0.1	1	12/15/95	11/20/95
7439-95-4	MAGNESIUM	427.0	417.0	mg/L	0.5	547.0	< 0.1	< 0.1	2	06/18/96	06/06/96
7439-95-4	MAGNESIUM	421.0	427.0	mg/L	0.5	547.0	< 0.1	< 0.1	3	10/01/96	09/26/96
7439-95-4	MAGNESIUM	452.0	454.0	mg/L	1.0	547.0	< 0.1	< 0.1	4	06/26/97	06/19/97
7439-95-4	MAGNESIUM	441.0	425.0	mg/L	0.5	547.0	< 0.1	< 0.1	5	10/27/97	09/25/97
7439-95-4	MAGNESIUM	485.0	468.4	mg/L	0.1	547.0	< 0.1	< 0.1	6	05/22/98	05/20/98
7439-95-4	MAGNESIUM	508.0	484.0	mg/L	0.5	547.0	< 0.1	< 0.1	7	11/27/98	10/07/98
7439-95-4	MAGNESIUM	474.0	547.0	mg/L	1.0	547.0	< 0.1	< 1.0	8	05/12/99	05/05/99
7439-95-4	MAGNESIUM	484.0	515.0	mg/L	0.5	547.0	< 0.1	< 0.5	9	12/01/99	10/27/99
7439-95-4	MAGNESIUM	850.0	431.0	mg/L	5.0	547.0	< 0.1	0.2	10	05/24/00	04/26/00
7439-95-4	MAGNESIUM	500.0	450.0	mg/L	5.0	547.0	< 0.1	< 0.1	10	06/19/00	same
7439-95-4	MAGNESIUM	454.0	462.0	mg/L	5.0	547.0	< 0.1	0.1	11	11/24/00	11/01/00
7439-95-4	MAGNESIUM	425.0	437.0	mg/L	5.0	547.0	< 0.1	< 0.1	12	06/25/01	05/02/01
7439-95-4	MAGNESIUM	545.0	545.0	mg/L	0.2	547.0	< 0.1	< 0.1	13	11/05/01	10/31/01
7439-95-4	MAGNESIUM	451.0	457.0	mg/L	0.5	547.0	< 0.1	< 0.1	14	05/06/02	05/01/02



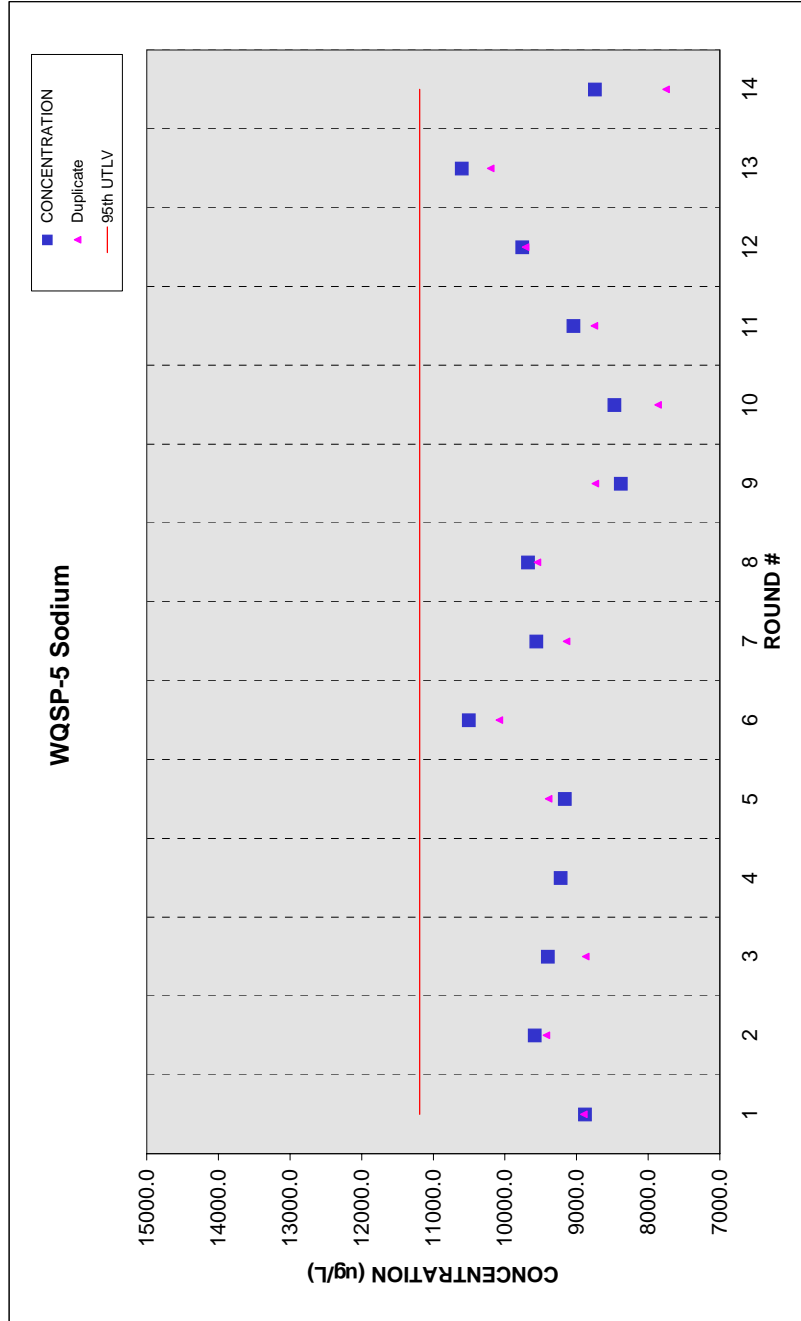
WQSP-5 Potassium

CAS #	PARAMETER	CONCENTRATION	VALUE Duplicate	UNITS	MINIMUM DETECTION LIMIT	95th UTLV	ACID BLANK (AVERAGE)	WATER BLANK (AVERAGE)	ROUND #	DATE ANALYZED	DATE SAMPLED
7440-09-7	POTASSIUM	286.0	286.0	mg/L	2.0	622.0	< 0.2	< 0.2	1	12/15/95	11/20/95
7440-09-7	POTASSIUM	290.0	288.0	mg/L	2.0	622.0	< 0.2	< 0.2	2	06/13/96	06/06/96
7440-09-7	POTASSIUM	292.0	281.0	mg/L	2.0	622.0	< 0.2	< 0.2	3	10/02/96	09/26/96
7440-09-7	POTASSIUM	284.0	281.0	mg/L	2.0	622.0	< 0.2	< 0.2	4	06/25/97	06/19/97
7440-09-7	POTASSIUM	282.0	290.0	mg/L	2.0	622.0	< 0.2	< 0.2	5	10/21/97	09/25/97
7440-09-7	POTASSIUM	304.0	301.3	mg/L	0.1	622.0	< 0.1	< 0.1	6	05/22/98	05/20/98
7440-09-7	POTASSIUM	360.0	340.0	mg/L	0.5	622.0	< 0.1	< 0.1	7	11/27/98	10/07/98
7440-09-7	POTASSIUM	527.0	582.0	mg/L	1.0	622.0	< 1.0	< 1.0	8	05/12/99	05/05/99
7440-09-7	POTASSIUM	385.0	416.0	mg/L	0.5	622.0	< 0.5	< 0.5	9	12/01/99	10/27/99
7440-09-7	POTASSIUM	594.0	264.0	mg/L	5.0	622.0	< 0.2	< 0.2	10	05/24/00	04/23/00
7440-09-7	POTASSIUM	450.0	400.0	mg/L	5.0	622.0	< 0.2	< 0.2	10	06/19/00	06/19/00
7440-09-7	POTASSIUM	395.0	410.0	mg/L	5.0	622.0	< 0.2	< 0.2	11	11/24/00	11/01/00
7440-09-7	POTASSIUM	474.0	505.0	mg/L	5.0	622.0	< 0.2	< 0.2	12	06/25/01	05/02/01
7440-09-7	POTASSIUM	452.0	454.0	mg/L	0.2	622.0	< 0.2	< 0.2	13	11/05/01	10/31/01
7440-09-7	POTASSIUM	398.0	422.0	mg/L	0.5	622.0	< 0.2	< 0.2	14	05/06/02	05/01/02



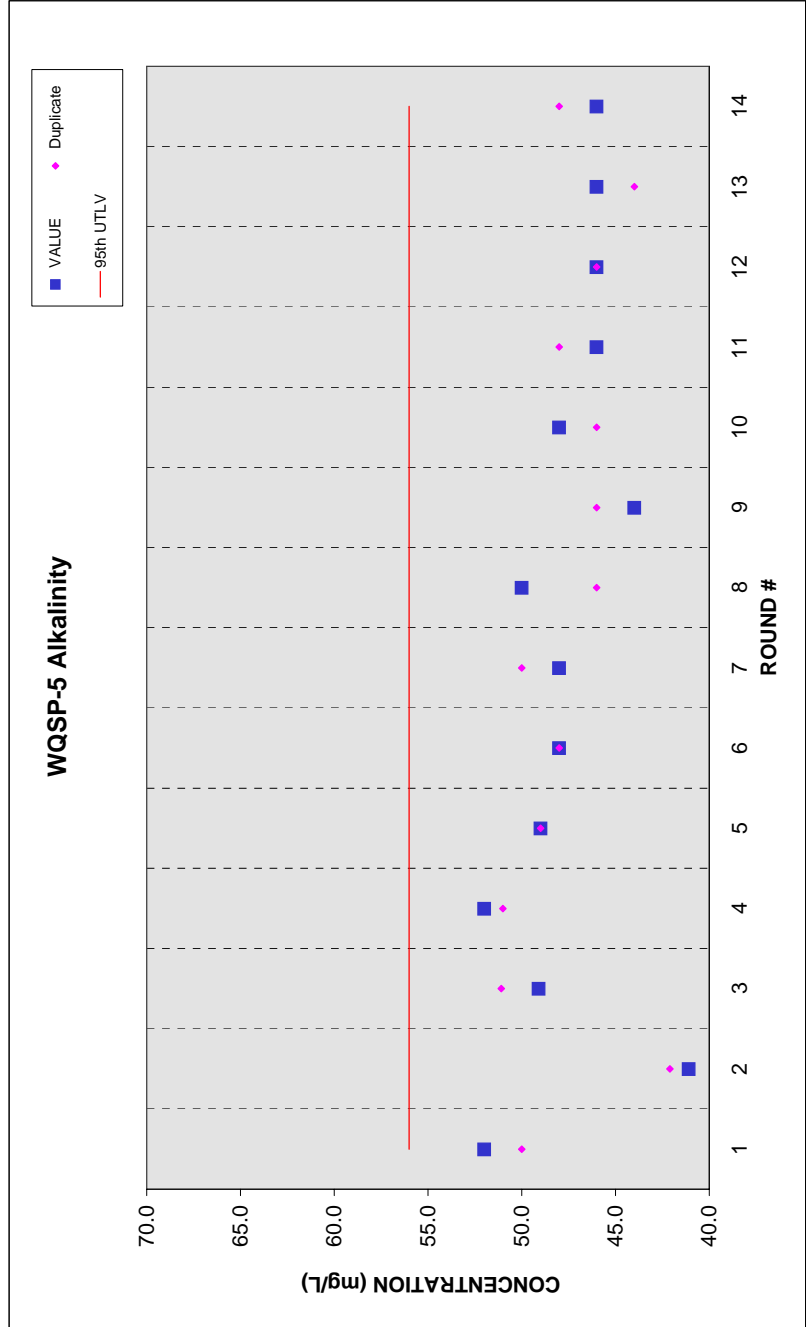
WQSP-5 Sodium

CAS #	PARAMETER	CONCENTRATION	VALUE Duplicate	UNITS	MINIMUM DETECTION LIMIT	95th UTILITY	ACID BLANK (AVERAGE)	WATER BLANK (AVERAGE)	ROUND #	DATE ANALYZED	DATE SAMPLED
7440-23-5	SODIUM	8880.0	8900.0	mg/L	5.0	11190.0	< 0.5	< 0.5	1	12/15/95	11/20/95
7440-23-5	SODIUM	9580.0	9420.0	mg/L	25.0	11190.0	< 0.5	< 0.5	2	06/13/96	06/06/96
7440-23-5	SODIUM	9400.0	8870.0	mg/L	25.0	11190.0	< 0.5	< 0.5	3	10/02/96	09/26/96
7440-23-5	SODIUM	9220.0	6230.0	mg/L	25.0	11190.0	< 0.5	< 0.5	4	06/25/97	06/19/97
7440-23-5	SODIUM	9160.0	9390.0	mg/L	10.0	11190.0	< 0.2	< 0.2	5	10/21/97	09/25/97
7440-23-5	SODIUM	10500.0	10078.4	mg/L	0.0	11190.0		0.0	6	05/22/98	05/20/98
7440-23-5	SODIUM	9560.0	9140.0	mg/L	0.5	11190.0		0.1	7	11/27/98	10/07/98
7440-23-5	SODIUM	9675.0	9545.0	mg/L	1.0	11190.0		1.0	8	05/12/99	05/05/99
7440-23-5	SODIUM	8380.0	8739.0	mg/L	0.5	11190.0		< 0.5	9	12/01/99	10/27/99
7440-23-5	SODIUM	8470.0	7860.0	mg/L	0.0	11190.0		0.2	10	05/24/00	04/26/00
7440-23-5	SODIUM	9040.0	8750.0	mg/L	5.0	11190.0		0.2	11	12/22/00	11/01/00
7440-23-5	SODIUM	9756.0	9712.0	mg/L	5.0	11190.0			12	06/25/01	05/02/01
7440-23-5	SODIUM	10600.0	10200.0	mg/L	0.2	11190.0			13	11/05/02	10/31/01
7440-23-5	SODIUM	8740.0	7750.0	mg/L	0.5	11190.0			14	05/06/02	05/01/02



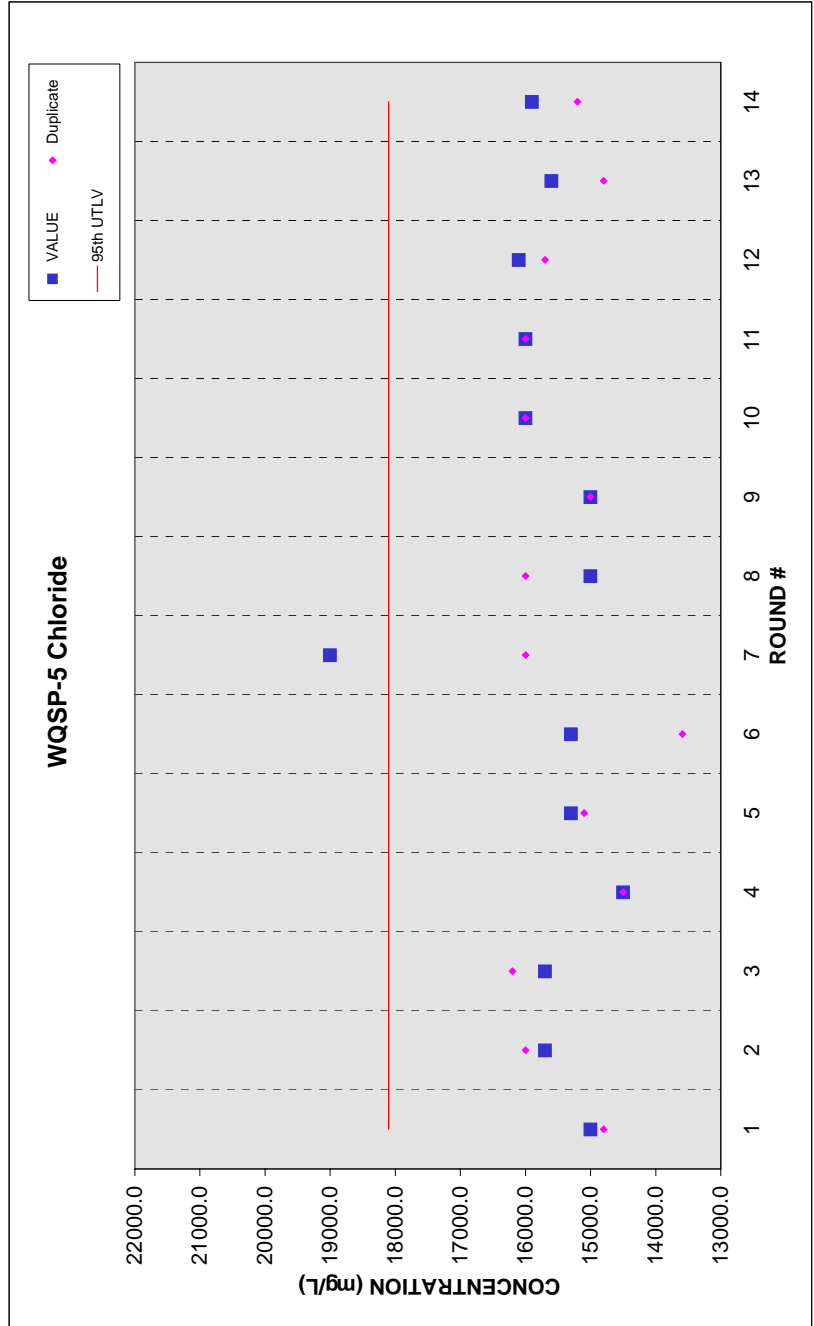
WQSP-5 Alkalinity

CAS #	PARAMETER	VALUE	VALUE Duplicate	UNITS	MINIMUM DETECTION LIMIT	95th UTLL	ACID BLANK (AVERAGE)	WATER BLANK (AVERAGE)	ROUND #	DATE ANALYZED	DATE SAMPLED
	ALKALINITY	52.0	50.0	mg/L	5.0	56.0	<	5.0	1	11/27/95	11/20/95
	ALKALINITY	41.1	42.1	mg/L	5.0	56.0	<	5.0	2	06/11/96	06/06/96
	ALKALINITY	49.1	51.1	mg/L	5.0	56.0	<	5.0	3	10/03/96	09/26/96
	ALKALINITY	52.0	51.0	mg/L	5.0	56.0	<	5.0	4	06/27/97	06/19/97
	ALKALINITY	49.0	49.0	mg/L	5.0	56.0	<	5.0	5	09/26/97	09/25/97
	ALKALINITY	48.0	48.0	mg/L	5.0	56.0	<	5.0	6	05/22/98	05/20/98
	ALKALINITY	48.0	50.0	mg/L	1.0	56.0	<	1.0	7	10/09/98	10/07/98
	ALKALINITY	50.0	46.0	mg/L	1.0	56.0	<	1.0	8	05/11/99	05/05/99
	ALKALINITY	44.0	46.0	mg/L		56.0	<	1.0	9	11/02/99	10/27/99
	ALKALINITY	48.0	46.0	mg/L		56.0	<	1.0	10	05/02/00	04/26/00
	ALKALINITY	46.0	48.0	mg/L	4.0	56.0	<	4.0	11	11/17/00	11/01/00
	ALKALINITY	46.0	46.0	mg/L	4.0	56.0			12	05/08/01	05/02/01
	ALKALINITY	46.0	44.0	mg/L	4.0	56.0			13	11/13/01	10/31/01
	ALKALINITY	46.0	48.0	mg/L	4.0	56.0			14	05/03/02	05/01/02



WQSP-5 Chloride

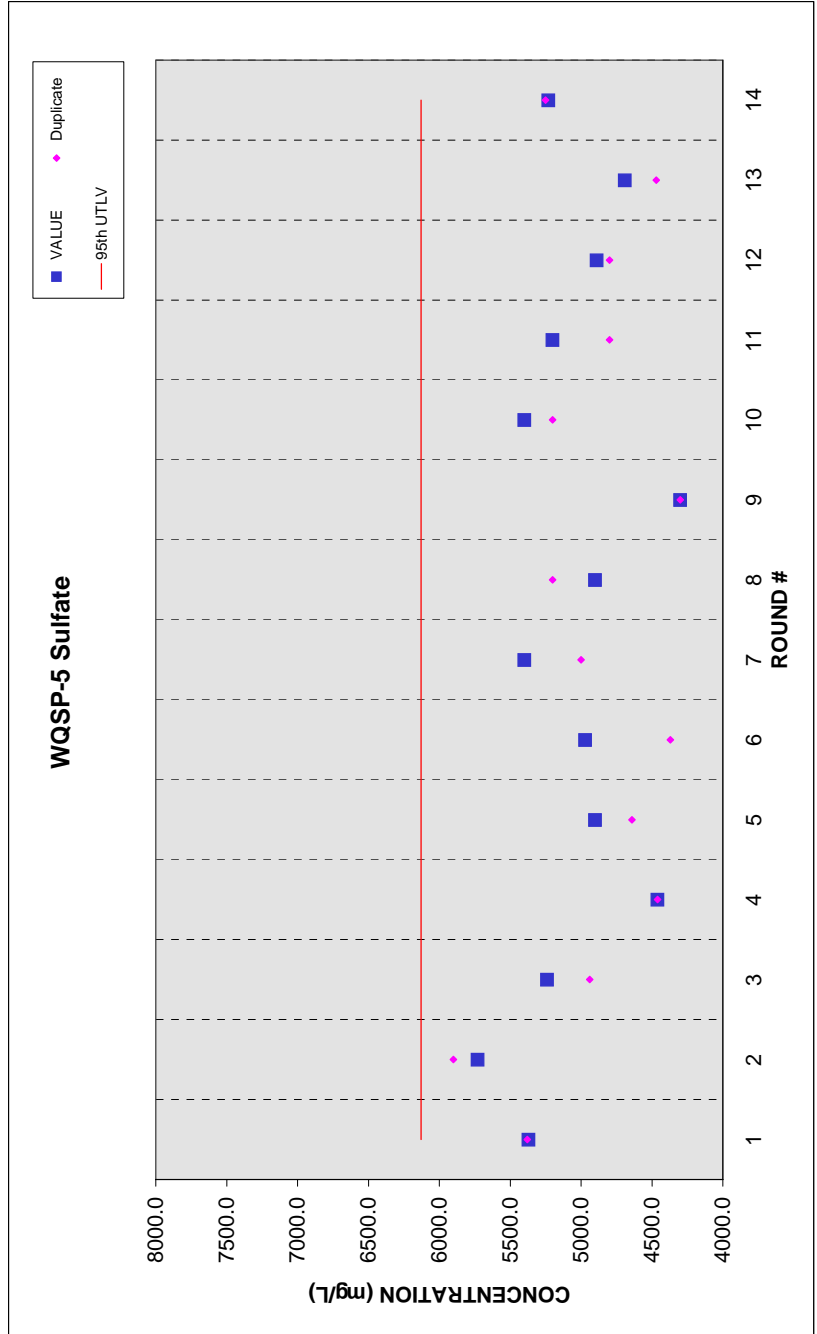
CAS #	PARAMETER	VALUE	VALUE Duplicate	UNITS	MINIMUM DETECTION LIMIT	95th UTLY	ACID BLANK (AVERAGE)	WATER BLANK (AVERAGE)	ROUND #	DATE ANALYZED	DATE SAMPLED
7782-50-5	CHLORIDE	15000.0	14800.0	mg/L	5.0	18100.0	<	5.0	1	11/27/95	11/20/95
7782-50-5	CHLORIDE	15700.0	16000.0	mg/L	2500.0	18100.0	<	5.0	2	06/28/96	06/06/96
7782-50-5	CHLORIDE	15700.0	16200.0	mg/L	2500.0	18100.0	<	5.0	3	10/15/96	09/26/96
7782-50-5	CHLORIDE	14500.0	14500.0	mg/L	5000.0	18100.0	<	5.0	4	07/07/97	06/19/97
7782-50-5	CHLORIDE	15300.0	15100.0	mg/L	1000.0	18100.0	<	5.0	5	10/13/97	09/25/97
7782-50-5	CHLORIDE	15300.0	13591.0	mg/L	0.0	18100.0	<	0.0	6	05/22/98	05/20/98
7782-50-5	CHLORIDE	19000.0	16000.0	mg/L	0.5	18100.0	<	0.5	7	10/13/98	10/07/98
7782-50-5	CHLORIDE	15000.0	16000.0	mg/L	0.5	18100.0	<	0.5	8	05/05/99	05/05/99
7782-50-5	CHLORIDE	15000.0	15000.0	mg/L	0.5	18100.0	<	0.5	9	10/28/99	10/27/99
7782-50-5	CHLORIDE	16000.0	16000.0	mg/L	0.5	18100.0	<	0.5	10	05/04/00	04/26/00
7782-50-5	CHLORIDE	16000.0	16000.0	mg/L	0.5	18100.0	<	0.5	11	11/02/00	11/01/00
7782-50-5	CHLORIDE	16100.0	15700.0	mg/L	0.5	18100.0	<	0.5	12	05/03/01	05/02/01
7782-50-5	CHLORIDE	15600.0	14800.0	mg/L	2.0	18100.0	<	0.5	13	11/15/01	10/31/01
7782-50-5	CHLORIDE	15900.0	15200.0	mg/L	2.0	18100.0	<	0.5	14	05/07/02	05/01/02



WQSP-5 Sulfate

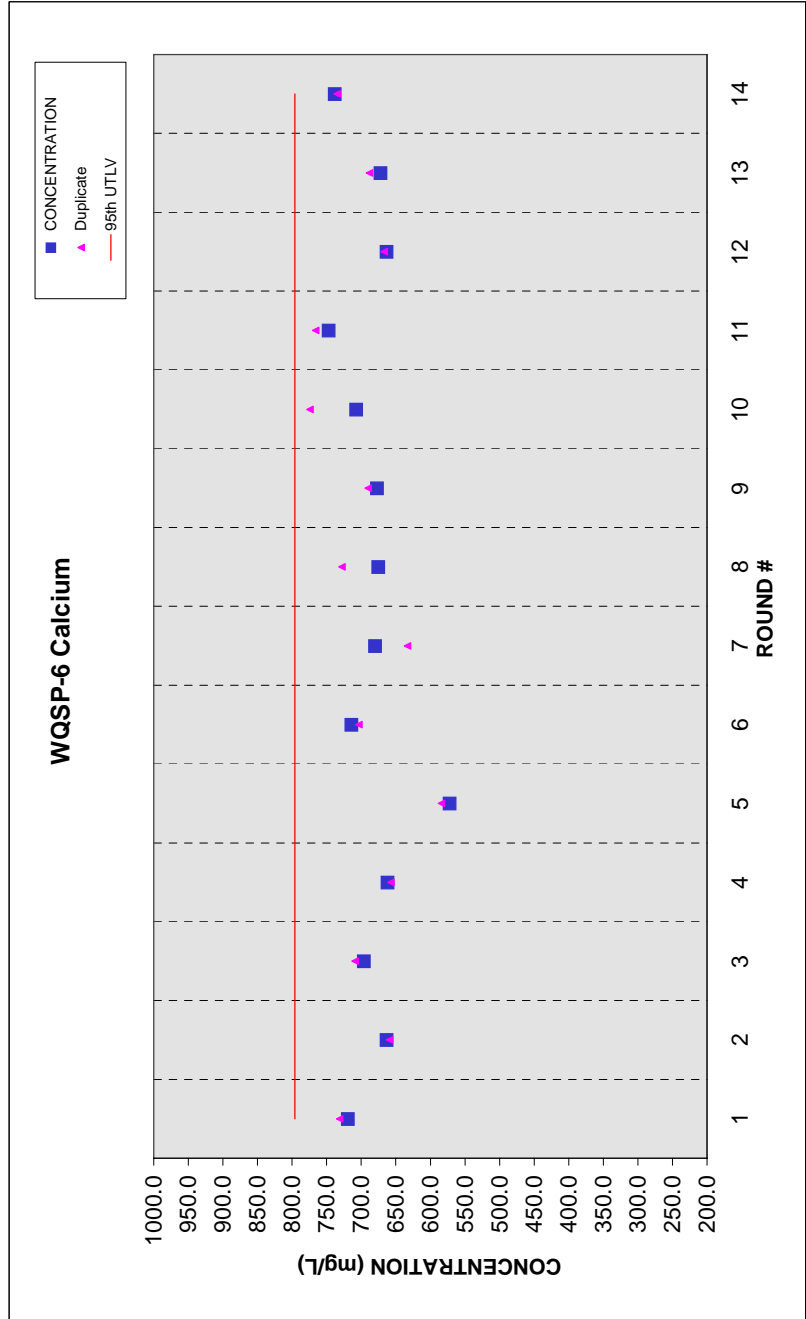
CAS #	PARAMETER	VALUE	VALUE Duplicate	UNITS	MINIMUM DETECTION LIMIT	95th UT/L	ACID BLANK (AVERAGE)	WATER BLANK (AVERAGE)	ROUND #	DATE ANALYZED	DATE SAMPLED
	SULFATE	5370.0		mg/L	10.0	6129.0		< 10.0	1	11/27/95	11/20/95
	SULFATE	5730.0	5900.0	mg/L	2500.0	6129.0		< 10.0	2	06/10/96	06/06/96
	SULFATE	5240.0	4940.0	mg/L	2500.0	6129.0		< 10.0	3	10/01/96	09/26/96
	SULFATE	4460.0	4460.0	mg/L	2500.0	6129.0		< 10.0	4	07/07/97	06/19/97
	SULFATE	4900.0	4640.0	mg/L	2500.0	6129.0		< 10.0	5	09/30/97	09/25/97
	SULFATE	4970.0	4370.6	mg/L	0.0	6129.0		< 0.1	6	05/22/98	05/20/98
	SULFATE	5400.0	5000.0	mg/L	0.5	6129.0		< 0.5	7	10/13/98	10/07/98
	SULFATE	4900.0	5200.0	mg/L	0.5	6129.0		< 0.5	8	05/05/99	05/05/99
	SULFATE	4300.0	4300.0	mg/L	0.5	6129.0		< 0.5	9	10/28/99	10/27/99
	SULFATE	5400.0	5200.0	mg/L	0.5	6129.0		< 0.5	10	05/02/00	04/26/00
	SULFATE	5200.0	4800.0	mg/L	0.5	6129.0		< 0.5	11	11/15/00	11/01/00
	SULFATE	4890.0	4800.0	mg/L	0.5	6129.0		< 0.5	12	05/03/01	05/02/01
	SULFATE	4690.0	4470.0	mg/L	2.0	6129.0			13	11/15/01	10/31/01
	SULFATE	5230.0	5250.0	mg/L	2.0	6129.0			14	05/07/02	05/01/02

WQSP-5 Sulfate



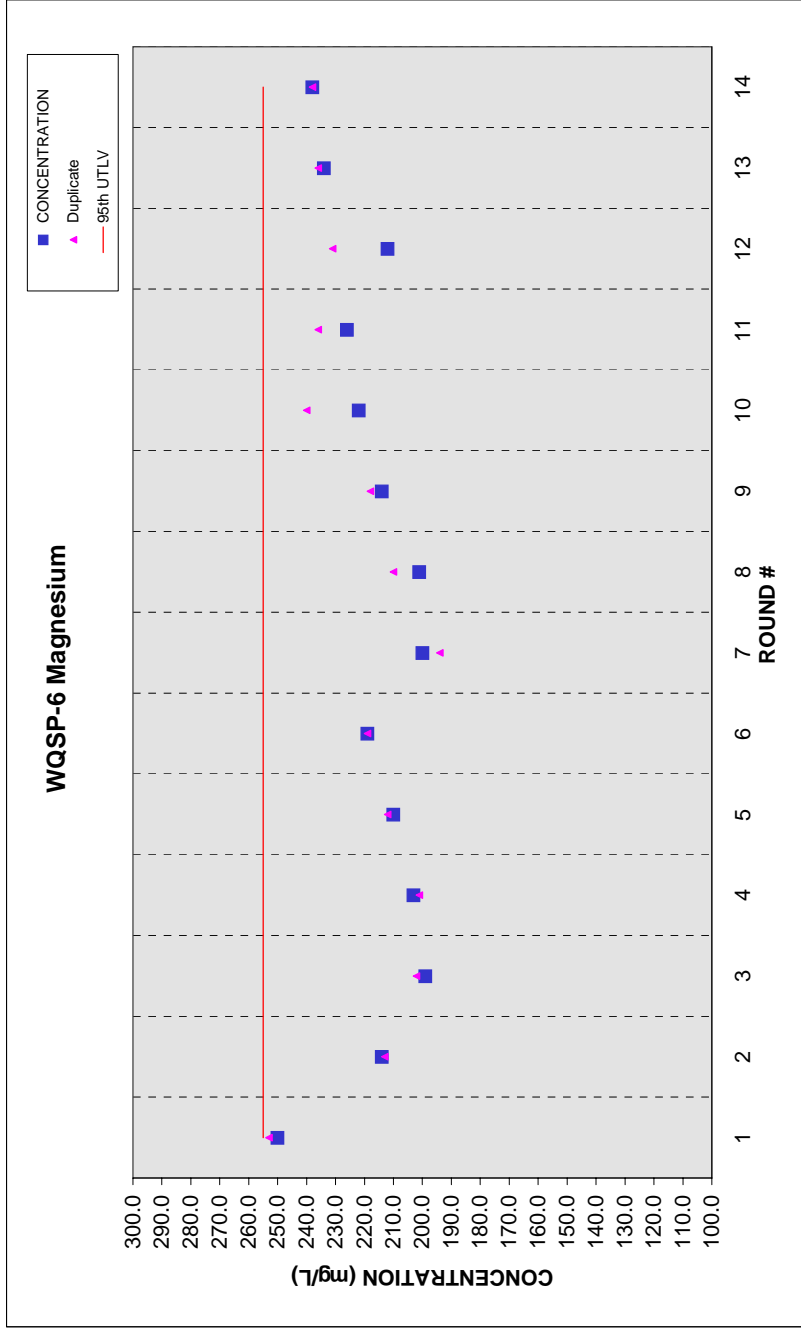
WQSP-6 Calcium

CAS #	PARAMETER	CONCENTRATION	VALUE Duplicate	UNITS	MINIMUM DETECTION LIMIT	95th UTLL	ACID BLANK (AVERAGE)	WATER BLANK (AVERAGE)	ROUND #	DATE ANALYZED	DATE SAMPLED
7440-70-2	CALCIUM	719.0	731.0	mg/L	2.0	796.0	<	0.2	1	10/25/95	10/16/95
7440-70-2	CALCIUM	663.0	659.0	mg/L	0.5	796.0	<	0.2	2	03/27/96	03/12/96
7440-70-2	CALCIUM	696.0	709.0	mg/L	2.0	796.0	<	0.2	3	07/26/96	06/27/96
7440-70-2	CALCIUM	662.0	657.0	mg/L	2.0	796.0	<	0.2	4	04/11/97	04/03/97
7440-70-2	CALCIUM	572.0	584.0	mg/L	2.0	796.0	<	0.2	5	07/11/97	06/25/97
7440-70-2	CALCIUM	714.0	703.6	mg/L	0.0	796.0	<	0.0	6	06/05/98	06/03/98
7440-70-2	CALCIUM	680.0	633.0	mg/L	0.5	796.0	<	0.5	7	11/27/98	10/21/98
7440-70-2	CALCIUM	675.0	728.0	mg/L	1.0	796.0	<	1.0	8	05/29/99	05/19/99
7440-70-2	CALCIUM	677.0	690.0	mg/L	1.0	796.0	<	1.0	9	12/09/99	11/03/99
7440-70-2	CALCIUM	707.0	774.0	mg/L	50.0	796.0	<	0.0	10	06/20/00	05/10/00
7440-70-2	CALCIUM	747.0	766.0	mg/L	5.0	796.0	<	5.0	11	11/24/00	11/15/00
7440-70-2	CALCIUM	663.0	667.0	mg/L	0.5	796.0	<		12	06/15/01	05/16/01
7440-70-2	CALCIUM	672.0	688.0	mg/L	0.2	796.0	<		13	11/20/01	11/07/01
7440-70-2	CALCIUM	738.0	735.0	mg/L	0.5	796.0	<		14	05/31/02	05/15/02



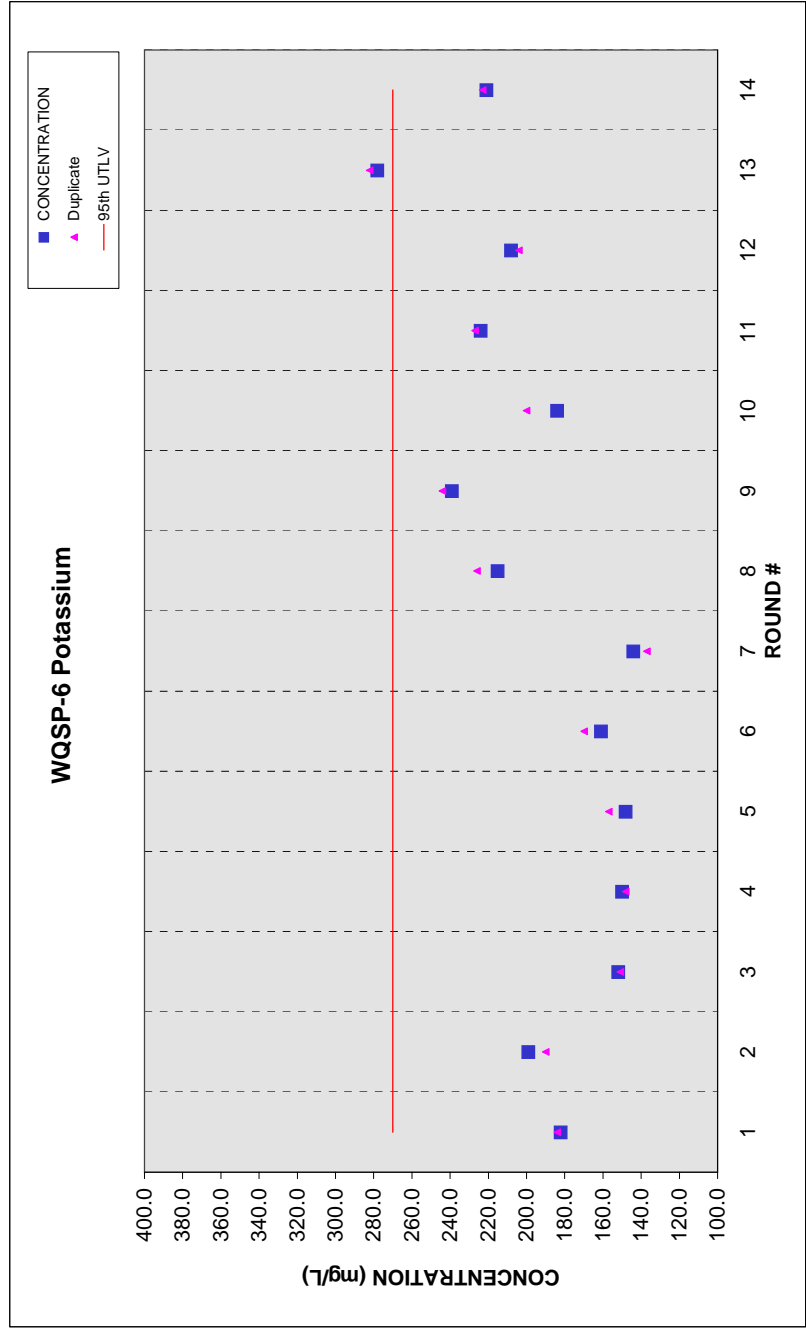
WQSP-6 Magnesium

CAS #	PARAMETER	CONCENTRATION	VALUE Duplicate	UNITS	MINIMUM DETECTION LIMIT	95th UTLV	ACID BLANK (AVERAGE)	WATER BLANK (AVERAGE)	ROUND #	DATE ANALYZED	DATE SAMPLED
7439-95-4	MAGNESIUM	250.0	253.0	mg/L	1.0	255.0		< 0.1	1	10/25/95	10/16/95
7439-95-4	MAGNESIUM	214.0	213.0	mg/L	0.1	255.0	< 0.1	< 0.1	2	03/27/96	03/12/96
7439-95-4	MAGNESIUM	199.0	202.0	mg/L	0.5	255.0	< 0.1	< 0.1	3	07/26/96	06/27/96
7439-95-4	MAGNESIUM	203.0	201.0	mg/L	1.0	255.0	< 0.1	< 0.1	4	04/11/97	04/03/97
7439-95-4	MAGNESIUM	210.0	212.0	mg/L	1.0	255.0	< 0.1	< 0.1	5	07/11/97	06/25/97
7439-95-4	MAGNESIUM	219.0	219.0	mg/L	0.1	255.0		< 0.1	6	06/05/98	06/03/98
7439-95-4	MAGNESIUM	200.0	194.0	mg/L	0.5	255.0		< 0.5	7	11/27/98	10/21/98
7439-95-4	MAGNESIUM	201.0	210.0	mg/L	1.0	255.0		< 1.0	8	05/29/99	05/19/99
7439-95-4	MAGNESIUM	214.0	218.0	mg/L	1.0	255.0		< 1.0	9	12/09/99	11/03/99
7439-95-4	MAGNESIUM	222.0	240.0	mg/L	0.5	255.0		< 0.5	10	06/20/00	05/10/00
7439-95-4	MAGNESIUM	226.0	236.0	mg/L	5.0	255.0		< 5.0	11	11/24/00	11/15/00
7439-95-4	MAGNESIUM	212.0	231.0	mg/L	0.5	255.0			12	06/15/01	05/16/01
7439-95-4	MAGNESIUM	234.0	236.0	mg/L	0.2	255.0			13	11/20/01	11/07/01
7439-95-4	MAGNESIUM	238.0	238.0	mg/L	0.5	255.0			14	05/31/02	05/15/02



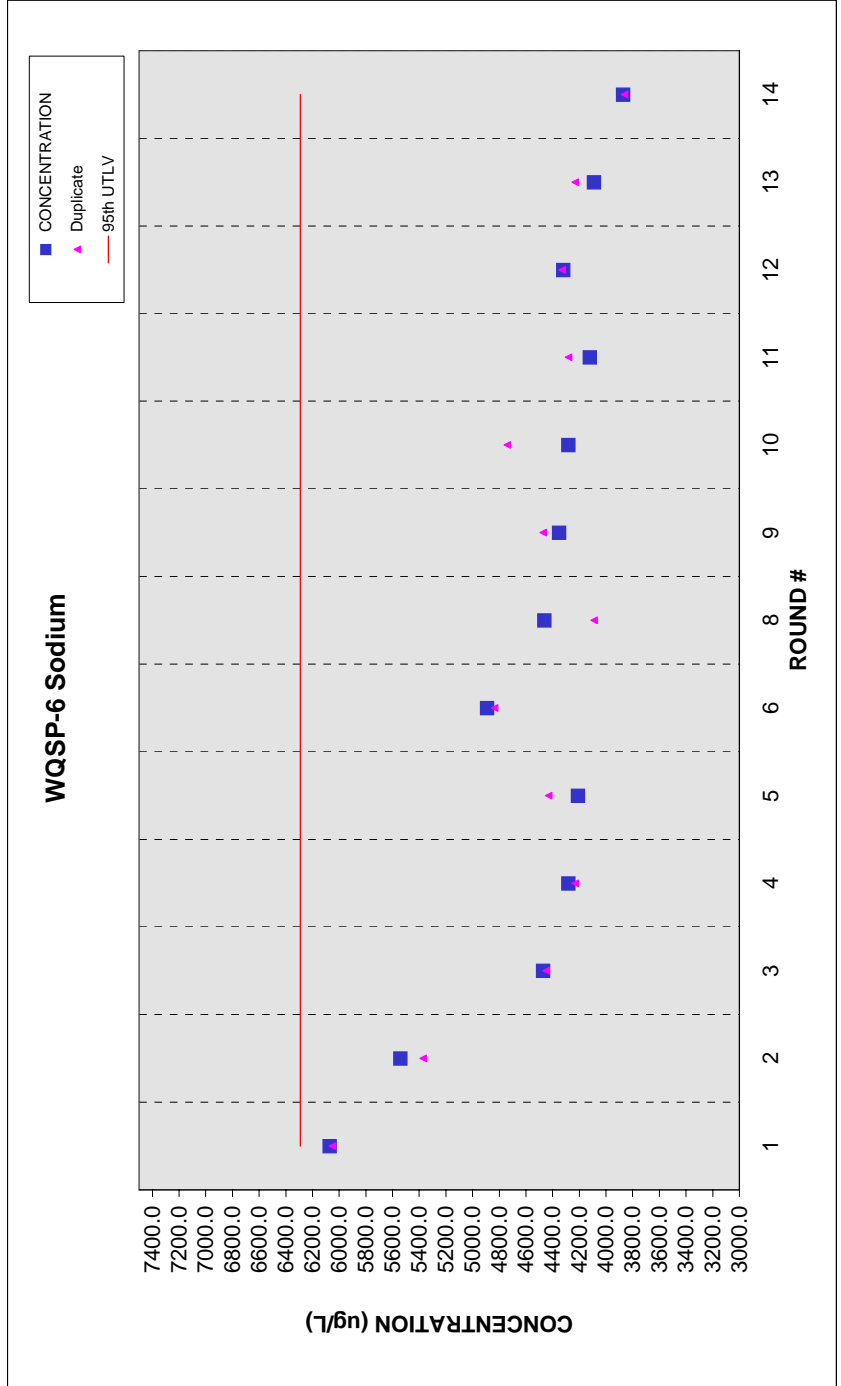
WQSP-6 Potassium

CAS #	PARAMETER	CONCENTRATION	VALUE Duplicate	UNITS	MINIMUM DETECTION LIMIT	95th UTLY	ACID BLANK (AVERAGE)	WATER BLANK (AVERAGE)	ROUND #	DATE ANALYZED	DATE SAMPLED
7440-09-7	POTASSIUM	182.0	184.0	mg/L	0.2	270.0		< 0.2	1	10/25/95	10/16/95
7440-09-7	POTASSIUM	199.0	190.0	mg/L	5.0	270.0	< 0.2	< 0.2	2	03/27/96	03/12/96
7440-09-7	POTASSIUM	152.0	151.0	mg/L	2.0	270.0	< 0.2	< 0.2	3	07/29/96	06/27/96
7440-09-7	POTASSIUM	150.0	148.0	mg/L	2.0	270.0	< 0.2	< 0.2	4	04/11/97	04/03/97
7440-09-7	POTASSIUM	148.0	157.0	mg/L	2.0	270.0	< 0.2	< 0.2	5	07/10/97	06/25/97
7440-09-7	POTASSIUM	161.0	169.8	mg/L	0.1	270.0		0.1	6	06/05/98	06/03/98
7440-09-7	POTASSIUM	144.0	137.0	mg/L	0.5	270.0		< 0.5	7	11/27/98	10/21/98
7440-09-7	POTASSIUM	215.0	226.0	mg/L	1.0	270.0		< 1.0	8	05/29/99	05/19/99
7440-09-7	POTASSIUM	239.0	244.0	mg/L	1.0	270.0		< 1.0	9	12/09/99	11/25/99
7440-09-7	POTASSIUM	184.0	200.0	mg/L	0.5	270.0		< 0.5	10	06/20/00	05/10/00
7440-09-7	POTASSIUM	224.0	227.0	mg/L	5.0	270.0		0.0	11	11/24/00	11/15/00
7440-09-7	POTASSIUM	208.0	204.0	mg/L	0.5	270.0			12	06/15/01	05/16/01
7440-09-7	POTASSIUM	278.0	282.0	mg/L	0.2	270.0			13	11/20/01	11/07/01
7440-09-7	POTASSIUM	221.0	223.0	mg/L	0.5	270.0			14	05/31/02	05/15/02



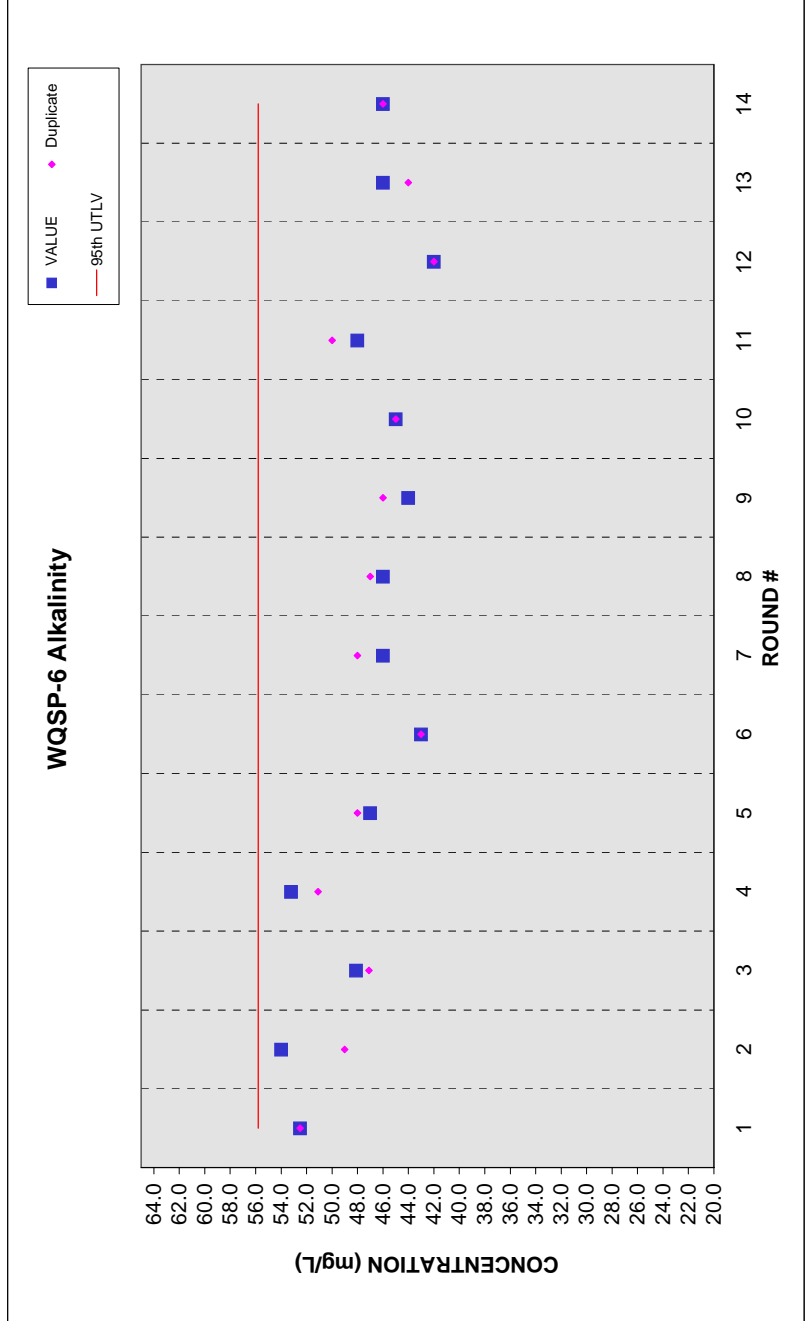
WQSP-6 Sodium

CAS #	PARAMETER	CONCENTRATION	VALUE Duplicate	UNITS	MINIMUM DETECTION LIMIT	95th UTLY	ACID BLANK (AVERAGE)	WATER BLANK (AVERAGE)	ROUND #	DATE ANALYZED	DATE SAMPLED
7440-23-5	SODIUM	6070.0	6050.0	mg/L	5.0	6290.0	<	0.5	1	10/25/95	10/16/95
7440-23-5	SODIUM	5540.0	5370.0	mg/L	13.0	6290.0	< 0.5	0.5	2	03/27/96	03/12/96
7440-23-5	SODIUM	4470.0	4450.0	mg/L	5.0	6290.0	< 0.5	0.5	3	07/29/96	06/27/96
7440-23-5	SODIUM	4280.0	4230.0	mg/L	5.0	6290.0	< 0.5	0.5	4	04/11/97	04/03/97
7440-23-5	SODIUM	4210.0	4430.0	mg/L	2.0	6290.0	< 0.5	0.5	5	07/10/97	06/25/97
7440-23-5	SODIUM	4890.0	4834.7	mg/L	0.0	6290.0	<	0.0	6	06/05/98	06/03/98
7440-23-5	SODIUM	4460.0	4090.0	mg/L	1.0	6290.0	<	1.0	8	06/11/99	05/19/99
7440-23-5	SODIUM	4350.0	4470.0	mg/L	1.0	6290.0	<	1.0	9	12/09/99	11/03/99
7440-23-5	SODIUM	4280.0	4740.0	mg/L	0.5	6290.0	<	0.5	10	06/20/00	05/10/00
7440-22-5	SODIUM	4120.0	4280.0	mg/L	5.0	6290.0	<	0.0	11	11/24/00	11/15/00
7440-22-5	SODIUM	4320.0	4330.0	mg/L	0.5	6290.0	<		12	06/15/01	05/16/01
7440-22-5	SODIUM	4090.0	4230.0	mg/L	0.2	6290.0	<		13	11/20/01	11/07/01
7440-22-5	SODIUM	3870.0	3860.0	mg/L	0.5	6290.0	<		14	05/31/02	05/15/02



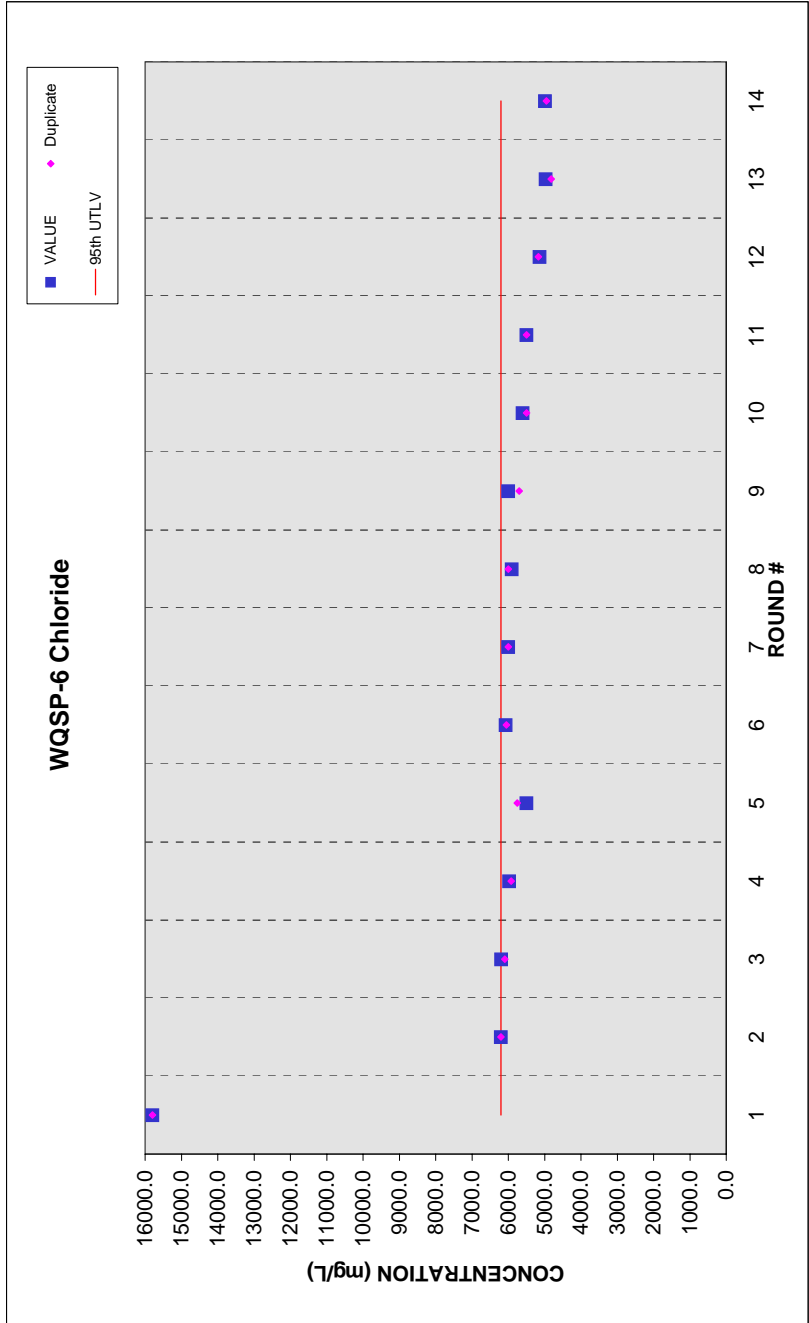
WQSP-6 Alkalinity

CAS #	PARAMETER	VALUE	VALUE Duplicate	UNITS	MINIMUM DETECTION LIMIT	95th UTLL	ACID BLANK (AVERAGE)	WATER BLANK (AVERAGE)	ROUND #	DATE ANALYZED	DATE SAMPLED
	ALKALINITY	52.5	52.5	mg/L	5.0	55.8	<	5.0	1	10/18/95	10/16/95
	ALKALINITY	54.0	49.0	mg/L	5.0	55.8	<	5.0	2	03/22/96	03/12/96
	ALKALINITY	48.1	47.1	mg/L	5.0	55.8	<	5.0	3	07/10/96	06/27/96
	ALKALINITY	53.2	51.1	mg/L	5.0	55.8	<	5.0	4	04/16/97	04/03/97
	ALKALINITY	47.0	48.0	mg/L	5.0	55.8	<	5.0	5	06/27/97	06/25/97
	ALKALINITY	43.0	43.0	mg/L	1.0	55.8	<	5.0	6	06/05/98	06/03/98
	ALKALINITY	46.0	48.0	mg/L	1.0	55.8	<	4.0	7	11/02/98	10/21/98
	ALKALINITY	46.0	47.0	mg/L	0.1	55.8	<	4.0	8	05/21/99	05/19/99
	ALKALINITY	44.0	46.0	mg/L	1.0	55.8			9	11/12/99	11/03/99
	ALKALINITY	45.0	45.0	mg/L	4.0	55.8			10	05/19/00	05/10/00
	ALKALINITY	48.0	50.0	mg/L	4.0	55.8	<	4.0	11	11/21/00	11/15/00
	ALKALINITY	42.0	42.0	mg/L	4.0	55.8			12	05/24/01	05/16/01
	ALKALINITY	46.0	44.0	mg/L	4.0	55.8			13	11/19/01	11/07/01
	ALKALINITY	46.0	46.0	mg/L	4.0	55.8			14	05/21/02	05/15/02



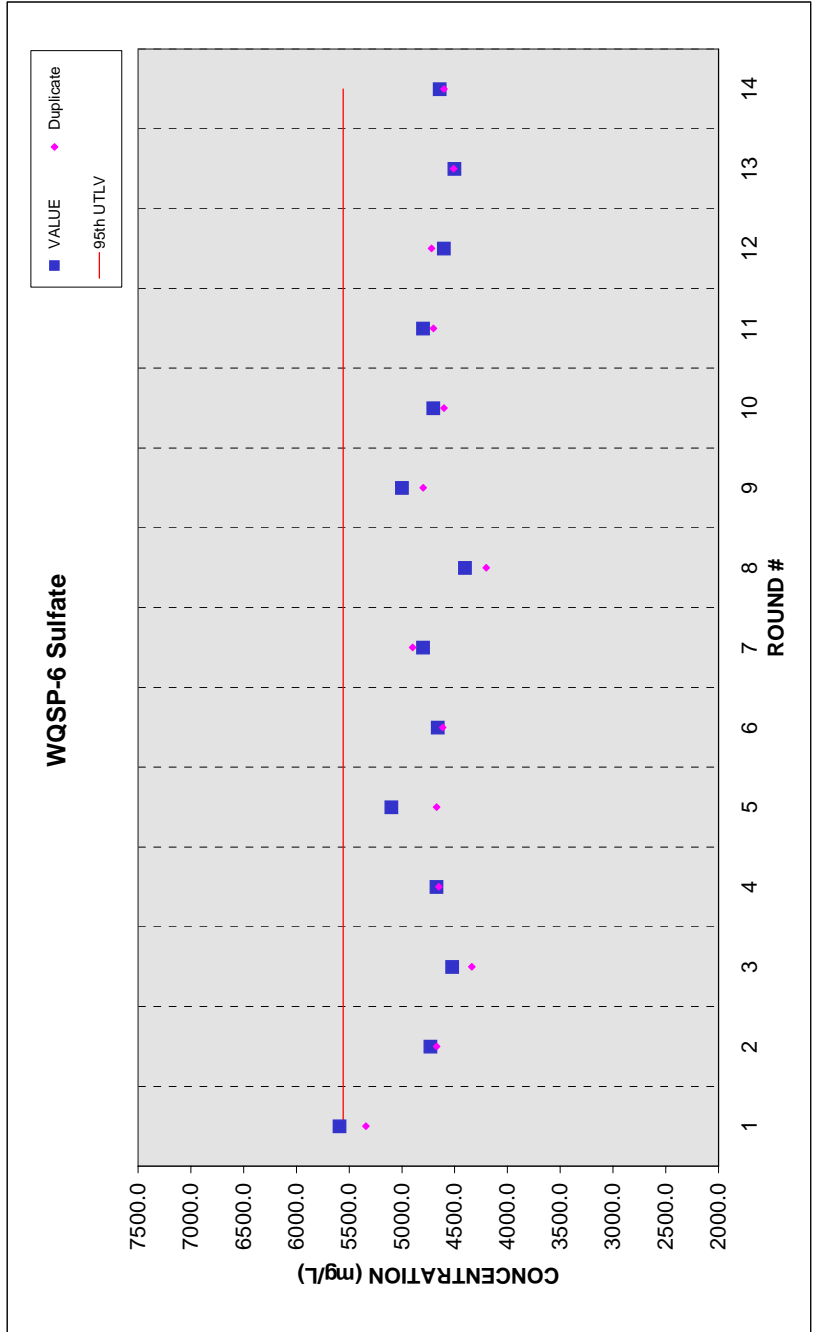
WQSP-6 Chloride

CAS #	PARAMETER	VALUE	VALUE Duplicate	UNITS	MINIMUM DETECTION LIMIT	95th UTVL	ACID BLANK (AVERAGE)	WATER BLANK (AVERAGE)	ROUND #	DATE ANALYZED	DATE SAMPLED
7782-50-5	CHLORIDE	15800.0	15800.0	mg/L	5.0	6200.0	<	5.0	1	10/19/95	10/16/95
7782-50-5	CHLORIDE	6200.0	6200.0	mg/L	1000.0	6200.0	<	5.0	2	03/21/96	03/12/96
7782-50-5	CHLORIDE	6198.0	6098.0	mg/L	500.0	6200.0	<	5.0	3	07/10/96	06/27/96
7782-50-5	CHLORIDE	5973.0	5923.0	mg/L	250.0	6200.0	<	5.0	4	04/14/97	04/03/97
7782-50-5	CHLORIDE	5500.0	5750.0	mg/L	5000.0	6200.0	<	5.0	5	07/07/97	06/25/97
7782-50-5	CHLORIDE	6070.0	6053.3	mg/L	0.0	6200.0	<	0.1	6	06/05/98	06/03/98
7782-50-5	CHLORIDE	6000.0	6000.0	mg/L	0.5	6200.0	<	1.7	7	10/22/98	10/21/98
7782-50-5	CHLORIDE	5900.0	6000.0	mg/L	0.5	6200.0	<	0.5	8	05/20/99	05/19/99
7782-50-5	CHLORIDE	6000.0	5700.0	mg/L	0.5	6200.0	<	0.5	9	11/03/99	11/03/99
7782-50-5	CHLORIDE	5600.0	5500.0	mg/L	0.5	6200.0	<	0.5	10	05/19/00	05/10/00
7782-50-5	CHLORIDE	5500.0	5500.0	mg/L	2.0	6200.0	<	0.5	11	11/16/00	11/15/00
7782-50-5	CHLORIDE	5140.0	5170.0	mg/L	0.5	6200.0	<		12	05/23/01	05/16/01
7782-50-5	CHLORIDE	4970.0	4820.0	mg/L	2.0	6200.0	<		13	11/27/01	11/07/01
7782-50-5	CHLORIDE	4990.0	4950.0	mg/L	2.0	6200.0	<		14	05/23/02	05/15/02



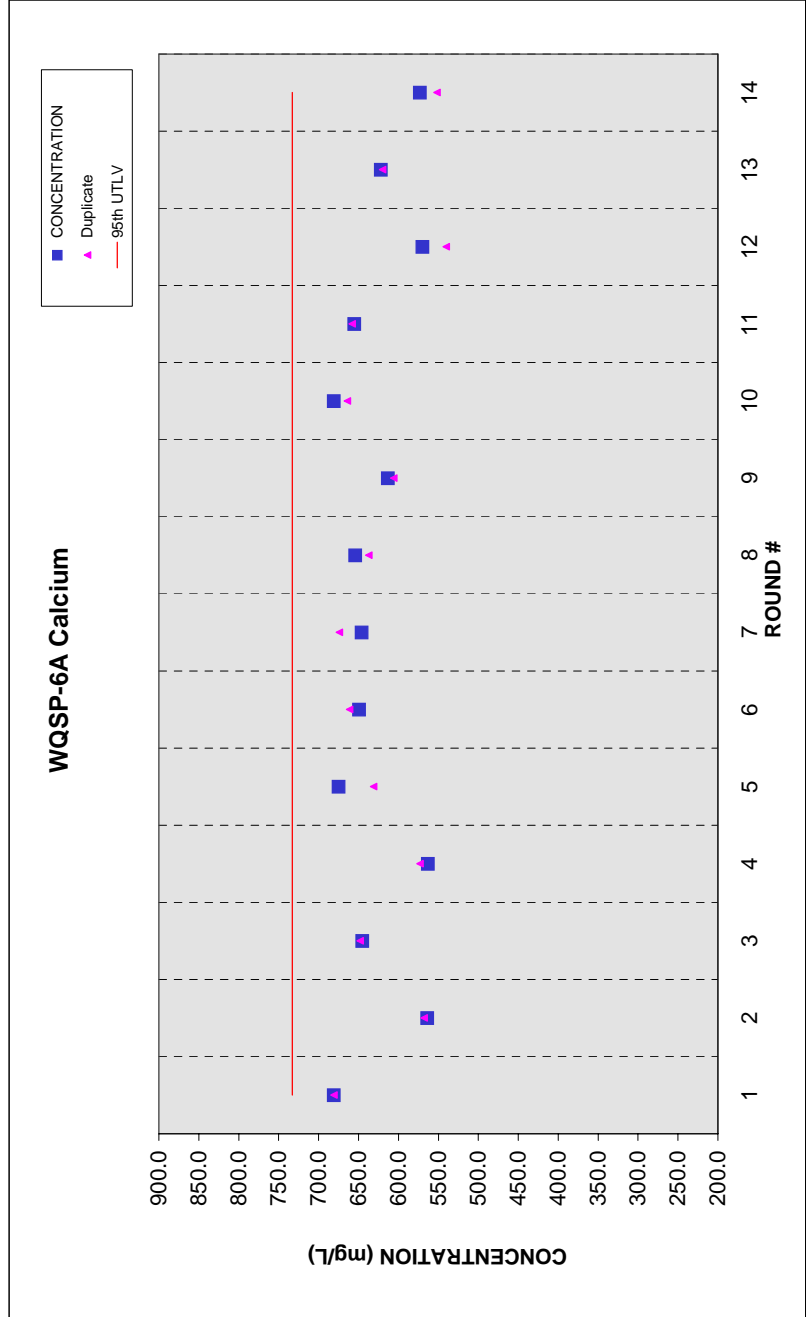
WQSP-6 Sulfate

CAS #	PARAMETER	VALUE	VALUE Duplicate	UNITS	MINIMUM DETECTION LIMIT	95th UTLV	ACID BLANK (AVERAGE)	WATER BLANK (AVERAGE)	ROUND #	DATE ANALYZED	DATE SAMPLED
	SULFATE	5590.0	5340.0	mg/L	10.0	5557.0	<	10.0	1	10/19/95	10/16/95
	SULFATE	4730.0	4670.0	mg/L	1000.0	5557.0	<	10.0	2	03/21/96	03/12/96
	SULFATE	4523.0	4337.0	mg/L	1000.0	5557.0	<	10.0	3	07/10/96	06/27/96
	SULFATE	4670.0	4650.0	mg/L	10.0	5557.0	<	10.0	4	04/15/97	04/03/97
	SULFATE	5100.0	4670.0	mg/L	2500.0	5557.0	<	10.0	5	07/07/97	06/25/97
	SULFATE	4660.0	4613.8	mg/L	0.0	5557.0	0.0	0.0	6	06/05/98	06/03/98
	SULFATE	4800.0	4900.0	mg/L	0.5	5557.0	<	0.5	7	10/22/98	10/21/98
	SULFATE	4400.0	4200.0	mg/L	0.5	5557.0	<	0.5	8	05/20/99	05/19/99
	SULFATE	5000.0	4800.0	mg/L	0.5	5557.0	<	0.5	9	11/03/99	11/03/99
	SULFATE	4700.0	4600.0	mg/L	0.5	5557.0	<	0.5	10	05/18/00	05/10/00
	SULFATE	4800.0	4700.0	mg/L	0.5	5557.0	<	0.5	11	11/16/00	11/15/00
	SULFATE	4600.0	4720.0	mg/L	0.5	5557.0	<	0.5	12	05/23/01	05/16/01
	SULFATE	4500.0	4510.0	mg/L	2.0	5557.0	<	0.5	13	11/27/01	11/07/01
	SULFATE	4640.0	4600.0	mg/L	2.0	5557.0	<	0.5	14	05/21/02	05/15/02



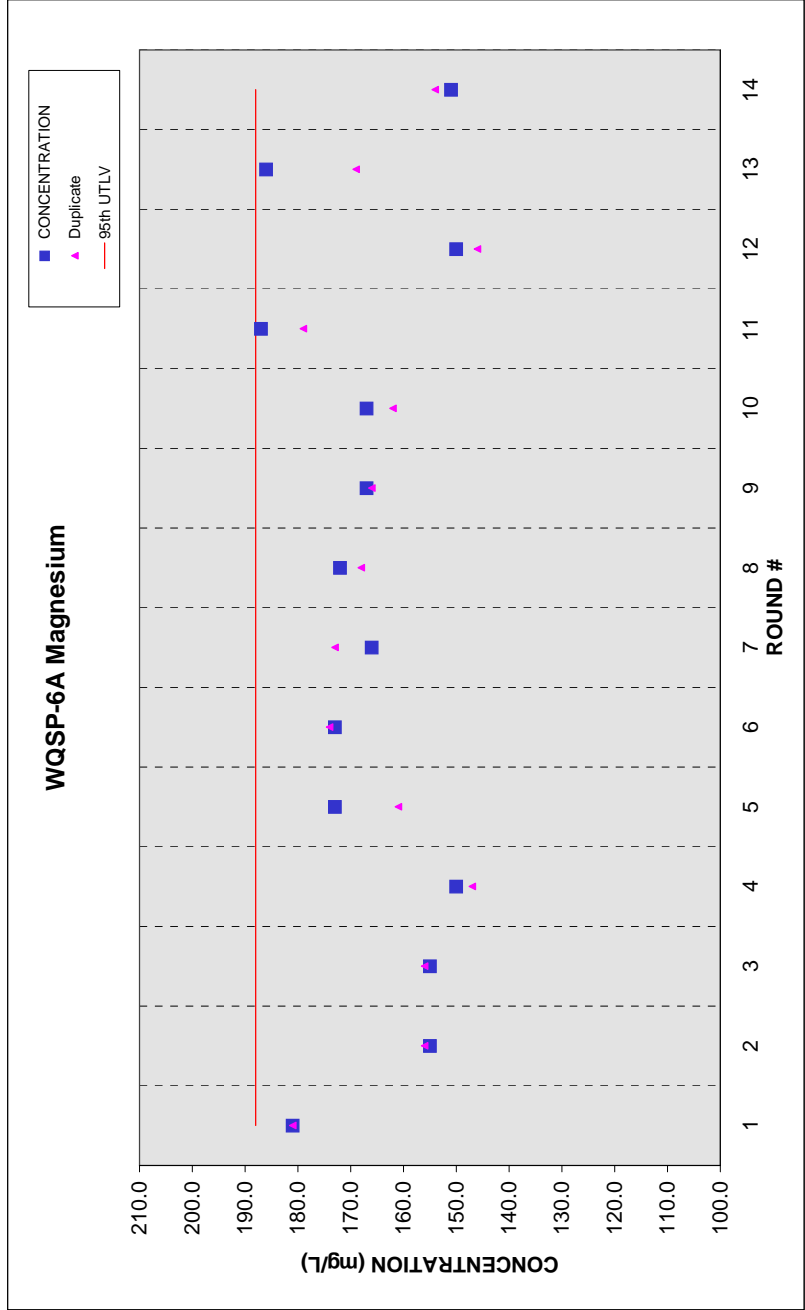
WQSP-6A Calcium

CAS #	PARAMETER	CONCENTRATION	VALUE Duplicate	UNITS	MINIMUM DETECTION LIMIT	95th UTLV	ACID BLANK (AVERAGE)	WATER BLANK (AVERAGE)	ROUND #	DATE ANALYZED	DATE SAMPLED
7440-70-2	CALCIUM	681.0	681.0	mg/L	0.8	733.0	< 0.2	< 0.2	1	07/18/95	07/13/95
7440-70-2	CALCIUM	564.0	568.0	mg/L	0.5	733.0	< 0.2	< 0.2	2	04/05/96	03/28/96
7440-70-2	CALCIUM	645.0	648.0	mg/L	2.0	733.0	< 0.2	< 0.2	3	07/30/96	07/11/96
7440-70-2	CALCIUM	563.0	573.0	mg/L	0.5	733.0	< 0.2	< 0.2	4	04/17/97	04/10/97
7440-70-2	CALCIUM	675.0	631.0	mg/L	2.0	733.0	< 0.2	< 0.2	5	07/17/97	07/10/97
7440-70-2	CALCIUM	649.0	661.0	mg/L	0.0	733.0	< 0.2	0.0	6	06/15/98	06/10/98
7440-70-2	CALCIUM	646.0	674.0	mg/L	0.5	733.0	< 0.2	< 0.5	7	12/15/98	11/03/98
7440-70-2	CALCIUM	654.0	637.0	mg/L	1.0	733.0	< 0.2	< 1.0	8	05/29/99	05/26/99
7440-70-2	CALCIUM	613.0	606.0	mg/L	0.5	733.0	< 0.2	< 0.5	9	12/10/99	11/10/99
7440-70-2	CALCIUM	681.0	664.0	mg/L	0.5	733.0	< 0.2	< 0.5	10	06/20/00	05/24/00
7440-70-2	CALCIUM	655.0	658.0	mg/L	5.0	733.0	< 0.2	1.6	11	12/11/00	11/30/00
7440-70-2	CALCIUM	570.0	540.0	mg/L	0.5	733.0	< 0.2	< 0.5	12	06/25/01	06/06/01
7440-70-2	CALCIUM	622.0	620.0	mg/L	0.5	733.0	< 0.2	< 0.5	13	02/13/02	11/14/01
7440-70-2	CALCIUM	573.0	552.0	mg/L	0.5	733.0	< 0.2	< 0.5	14	06/05/02	05/22/02



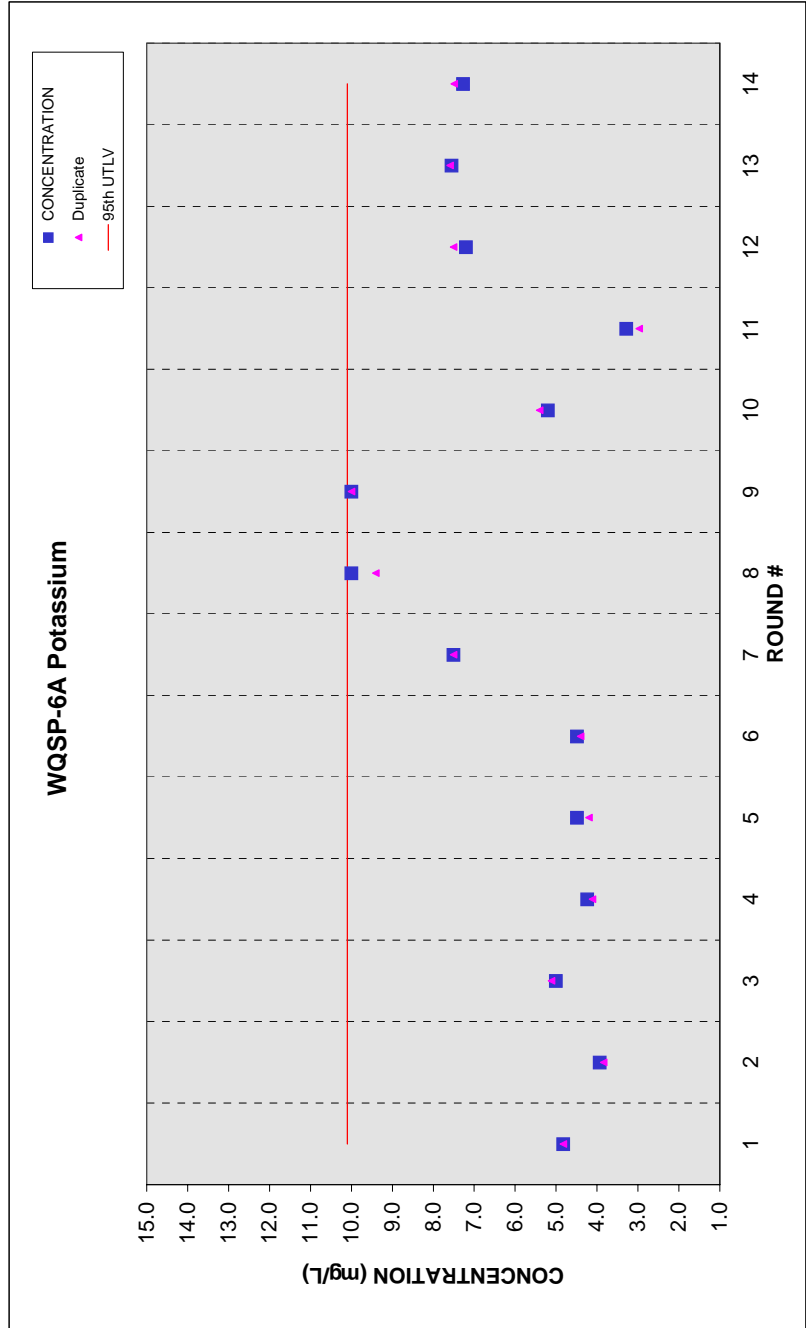
WQSP-6A Magnesium

CAS #	PARAMETER	CONCENTRATION	VALUE Duplicate	UNITS	MINIMUM DETECTION LIMIT	95th UTVL	ACID BLANK (AVERAGE)	WATER BLANK (AVERAGE)	ROUND #	DATE ANALYZED	DATE SAMPLED
7439-95-4	MAGNESIUM	181.0	181.0	mg/L	0.4	188.0	< 0.1	< 0.1	1	07/18/95	07/13/95
7439-95-4	MAGNESIUM	155.0	156.0	mg/L	0.1	188.0	< 0.1	< 0.1	2	04/05/96	03/28/96
7439-95-4	MAGNESIUM	155.0	156.0	mg/L	0.5	188.0	< 0.1	< 0.1	3	07/30/96	07/11/96
7439-95-4	MAGNESIUM	150.0	147.0	mg/L	0.1	188.0	< 0.1	< 0.1	4	04/17/97	04/10/97
7439-95-4	MAGNESIUM	173.0	161.0	mg/L	1.0	188.0	< 0.1	< 0.1	5	07/17/97	07/10/97
7439-95-4	MAGNESIUM	173.0	174.0	mg/L	0.1	188.0	< 0.1	0.2	6	06/15/98	06/10/98
7439-95-4	MAGNESIUM	166.0	173.0	mg/L	0.5	188.0	< 0.1	< 0.5	7	12/15/98	11/03/98
7439-95-4	MAGNESIUM	172.0	168.0	mg/L	1.0	188.0	< 0.1	< 1.0	8	05/29/99	05/26/99
7439-95-4	MAGNESIUM	167.0	166.0	mg/L	0.5	188.0	< 0.1	< 0.5	9	12/09/99	11/10/99
7439-95-4	MAGNESIUM	167.0	162.0	mg/L	0.5	188.0	< 0.1	< 0.5	10	06/20/00	05/24/00
7439-95-4	MAGNESIUM	187.0	179.0	mg/L	5.0	188.0	< 0.1	3.7	11	12/11/00	11/30/00
7439-95-4	MAGNESIUM	150.0	146.0	mg/L	0.5	188.0	< 0.1	< 0.5	12	06/25/01	06/06/01
7439-95-4	MAGNESIUM	186.0	169.0	mg/L	0.5	188.0	< 0.1	< 0.5	13	02/13/02	11/14/01
7439-95-4	MAGNESIUM	151.0	154.0	mg/L	0.5	188.0	< 0.1	< 0.5	14	06/05/02	05/22/02



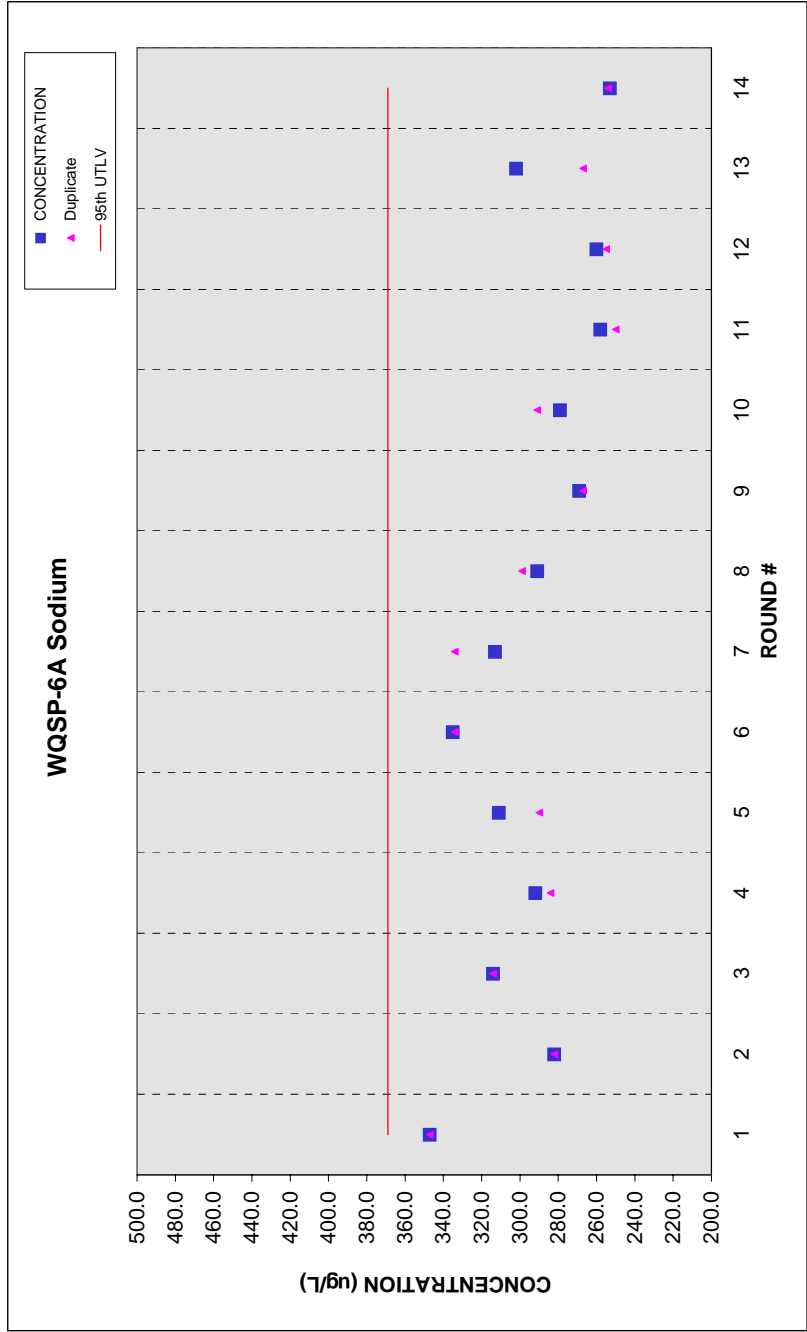
WQSP-6A Potassium

CAS #	PARAMETER	CONCENTRATION	VALUE Duplicate	UNITS	MINIMUM DETECTION LIMIT	95th UTVL	ACID BLANK (AVERAGE)	WATER BLANK (AVERAGE)	ROUND #	DATE ANALYZED	DATE SAMPLED
7440-09-7	POTASSIUM	4.8	4.8	mg/L	0.8	10.1	< 0.2	< 0.2	1	07/18/95	07/13/95
7440-09-7	POTASSIUM	3.9	3.8	mg/L	0.5	10.1	< 0.2	< 0.2	2	04/05/96	03/28/96
7440-09-7	POTASSIUM	5.0	5.1	mg/L	2.0	10.1	< 0.2	< 0.2	3	07/30/96	07/11/96
7440-09-7	POTASSIUM	4.2	4.1	mg/L	0.5	10.1	< 0.2	< 0.2	4	04/17/97	04/10/97
7440-09-7	POTASSIUM	4.5	4.2	mg/L	2.0	10.1	< 0.2	< 0.2	5	07/18/97	07/10/97
7440-09-7	POTASSIUM	4.5	4.4	mg/L	0.0	10.1	< 0.2	0.0	6	06/15/98	06/10/98
7440-09-7	POTASSIUM	7.5	7.5	mg/L	0.5	10.1	< 0.2	< 0.5	7	12/15/98	11/03/98
7440-09-7	POTASSIUM	10.0	9.4	mg/L	1.0	10.1	< 0.2	< 1.0	8	05/29/99	05/26/99
7440-09-7	POTASSIUM	< 10.0	< 10.0	mg/L	1.0	10.1	< 0.2	< 1.0	9	12/09/99	11/10/99
7440-09-7	POTASSIUM	5.2	5.4	mg/L	1.0	10.1	< 0.2	< 1.0	10	06/20/00	05/24/00
7440-09-7	POTASSIUM	3.3	3.0	mg/L	5.0	10.1	< 0.2	0.5	11	12/11/00	11/30/00
7440-09-7	POTASSIUM	7.2	7.5	mg/L	0.5	10.1	< 0.2	< 0.5	12	06/25/01	06/06/01
7440-09-7	POTASSIUM	7.6	7.6	mg/L	0.5	10.1	< 0.2	< 0.5	13	02/13/02	11/14/01
7440-09-7	POTASSIUM	7.3	7.5	mg/L	0.5	10.1	< 0.2	< 0.5	14	06/05/02	05/22/02



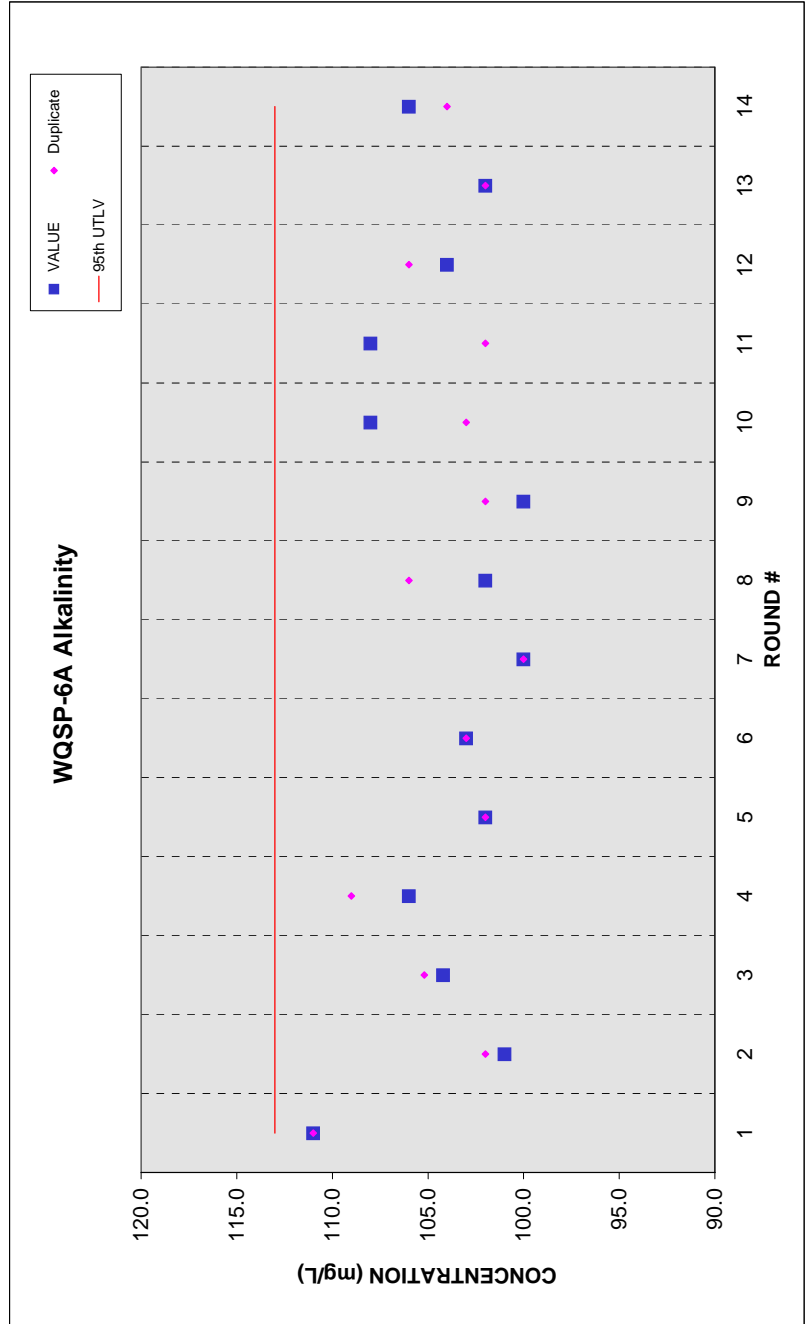
WQSP-6A Sodium

CAS #	PARAMETER	CONCENTRATION	VALUE Duplicate	UNITS	MINIMUM DETECTION LIMIT	95th UTLV	ACID BLANK (AVERAGE)	WATER BLANK (AVERAGE)	ROUND #	DATE ANALYZED	DATE SAMPLED
7440-23-5	SODIUM	347.0	347.0	mg/L	2.0	369.0	0.5	0.5	1	07/18/95	07/13/95
7440-23-5	SODIUM	282.0	282.0	mg/L	1.3	369.0	<	0.5	2	04/05/96	03/28/96
7440-23-5	SODIUM	314.0	314.0	mg/L	5.0	369.0	<	0.5	3	07/30/96	07/11/96
7440-23-5	SODIUM	292.0	284.0	mg/L	1.3	369.0	<	0.5	4	04/17/97	04/10/97
7440-23-5	SODIUM	311.0	290.0	mg/L	5.0	369.0	<	0.5	5	07/18/97	07/10/97
7440-23-5	SODIUM	335.0	334.0	mg/L	0.1	369.0	<	0.1	6	06/15/98	06/10/98
7440-23-5	SODIUM	313.0	334.0	mg/L	0.5	369.0	<	0.5	7	12/15/98	11/03/98
7440-23-5	SODIUM	291.0	299.0	mg/L	1.0	369.0	<	1.0	8	06/11/99	05/26/99
7440-23-5	SODIUM	269.0	267.0	mg/L	0.5	369.0	<	0.5	9	12/10/99	11/10/99
7440-23-5	SODIUM	279.0	291.0	mg/L	0.5	369.0	<	0.5	10	06/20/00	05/24/00
7440-23-5	SODIUM	258.0	250.0	mg/L	5.0	369.0	<	0.8	11	12/11/00	11/30/00
7440-25-5	SODIUM	260.0	255.0	mg/L	0.5	369.0	<	0.5	12	06/25/01	06/06/01
7440-25-5	SODIUM	302.0	267.0	mg/L	0.5	369.0	<	0.5	13	02/13/02	11/14/01
7440-25-5	SODIUM	253.0	254.0	mg/L	0.5	369.0	<	<	14	06/05/02	05/22/02



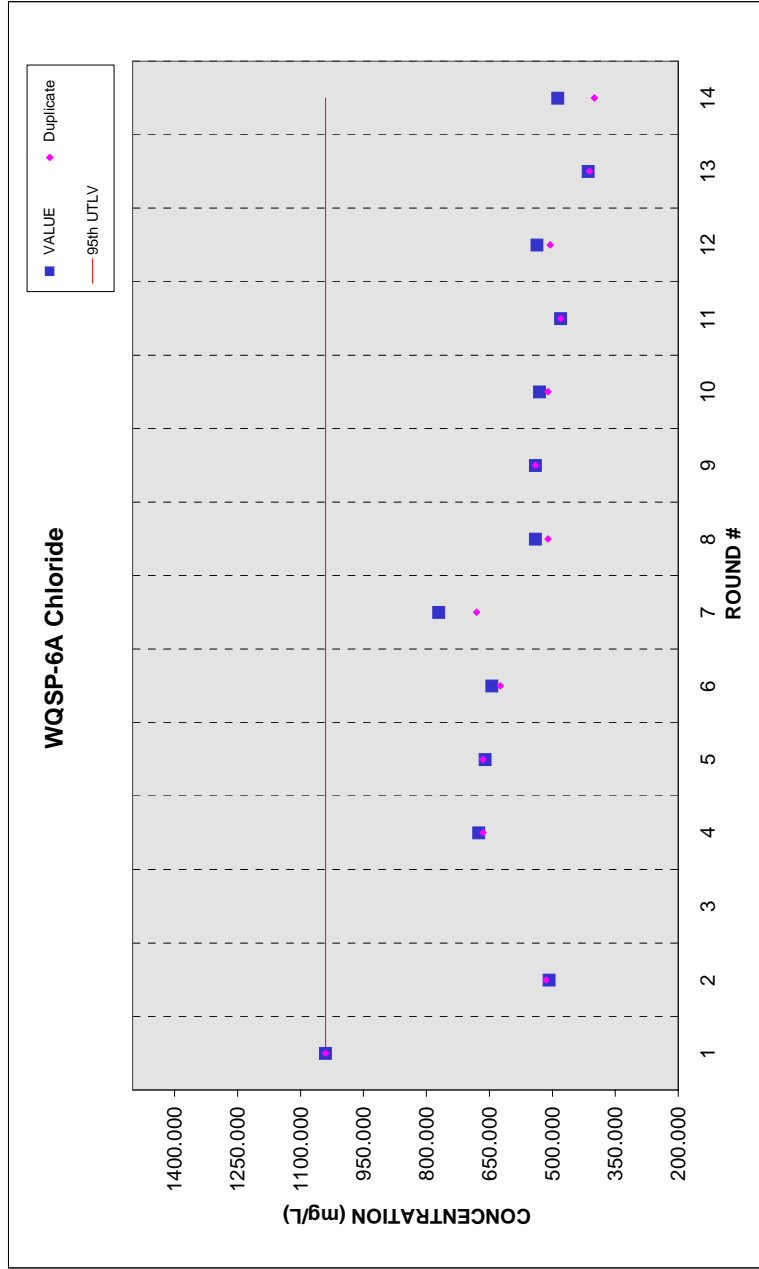
WQSP-6A Alkalinity

CAS #	PARAMETER	VALUE	VALUE Duplicate	UNITS	MINIMUM DETECTION LIMIT	95th UTVL	ACID BLANK (AVERAGE)	WATER BLANK (AVERAGE)	ROUND #	DATE ANALYZED	DATE SAMPLED
	ALKALINITY	111.0	111.0	mg/L	5.0	113.0		< 5.0	1	07/25/95	07/13/95
	ALKALINITY	101.0	102.0	mg/L	5.0	113.0		< 5.0	2	04/09/96	03/28/96
	ALKALINITY	104.2	105.2	mg/L	5.0	113.0		< 5.0	3	07/25/96	07/11/96
	ALKALINITY	106.0	109.0	mg/L	5.0	113.0		< 5.0	4	04/16/97	04/10/97
	ALKALINITY	102.0	102.0	mg/L	5.0	113.0		< 5.0	5	07/24/97	07/10/97
	ALKALINITY	103.0	103.0	mg/L	5.0	113.0		< 5.0	6	06/13/98	06/10/98
	ALKALINITY	100.0	100.0	mg/L	5.0	113.0		< 5.0	7	11/17/98	11/03/98
	ALKALINITY	102.0	106.0	mg/L	4.0	113.0		4.0	8	05/27/99	05/26/99
	ALKALINITY	100.0	102.0	mg/L	4.0	113.0			9	11/12/99	11/10/99
	ALKALINITY	108.0	103.0	mg/L	6.0	113.0		< 6.0	10	05/30/00	05/24/00
	ALKALINITY	108.0	102.0	mg/L	4.0	113.0			11	11/30/00	12/05/00
	ALKALINITY	104.0	106.0	mg/L	4.0	113.0			12	06/12/01	06/06/01
	ALKALINITY	102.0	102.0	mg/L	4.0	113.0			13	11/27/01	11/14/01
	ALKALINITY	106.0	104.0	mg/L	4.0	113.0			14	05/30/02	05/22/02



WQSP-6A Chloride

CAS #	PARAMETER	VALUE	VALUE Duplicate	UNITS	MINIMUM DETECTION LIMIT	95th UTLV	ACID BLANK (AVERAGE)	WATER BLANK (AVERAGE)	ROUND #	DATE ANALYZED	DATE SAMPLED
7782-50-5	CHLORIDE	1040.0	1040.0	mg/L	5.0	1040.0	<	5.0	1	07/25/95	07/13/95
7782-50-5	CHLORIDE	507.0	515.0	mg/L	50.0	1040.0	<	5.0	2	04/10/96	03/28/96
7782-50-5	CHLORIDE	6748.0	6698.0	mg/L	5.0	1040.0	<	5.0	3	07/17/96	07/11/96
7782-50-5	CHLORIDE	675.0	665.0	mg/L	250.0	1040.0	<	5.0	4	04/14/97	04/10/97
7782-50-5	CHLORIDE	660.0	665.0	mg/L	50.0	1040.0	<	5.0	5	08/29/97	07/10/97
7782-50-5	CHLORIDE	644.0	624.0	mg/L	0.0	1040.0			6	06/13/98	06/10/98
7782-50-5	CHLORIDE	770.0	680.0	mg/L	0.5	1040.0		1.1	7	11/05/98	11/03/98
7782-50-5	CHLORIDE	540.0	510.0	mg/L	0.5	1040.0	<	0.5	8	05/28/99	05/26/99
7782-50-5	CHLORIDE	540.0	540.0	mg/L	0.5	1040.0	<	0.5	9	11/11/99	11/10/99
7782-50-5	CHLORIDE	530.0	510.0	mg/L	0.5	1040.0	<	0.5	10	05/24/00	05/24/00
7782-50-5	CHLORIDE	480.0	480.0	mg/L	0.5	1040.0			11	11/30/00	11/30/00
7782-50-5	CHLORIDE	536.0	505.0	mg/L	0.5	1040.0			12	06/07/01	06/06/01
7782-50-5	CHLORIDE	414.0	411.0	mg/L	2.0	1040.0			13	11/27/01	11/14/01
7782-50-5	CHLORIDE	487.0	400.0	mg/L	2.0	1040.0			14	05/23/02	05/22/02



WQSP-6A Sulfate

CAS #	PARAMETER	VALUE	VALUE Duplicate	UNITS	MINIMUM DETECTION LIMIT	95th UT/LV	ACID BLANK (AVERAGE)	WATER BLANK (AVERAGE)	ROUND #	DATE ANALYZED	DATE SAMPLED
	SULFATE	1905.0	1905.0	mg/L	10.0	2543.0	<	10.0	1	07/22/95	07/13/95
	SULFATE	1810.0	1790.0	mg/L	10.0	2543.0	<	10.0	2	04/15/96	03/28/96
	SULFATE	1970.5	1989.5	mg/L	10.0	2543.0	<	10.0	3	07/22/96	07/11/96
	SULFATE	2240.0	2240.0	mg/L	10.0	2543.0	<	10.0	4	04/15/97	04/10/97
	SULFATE	2560.0	2480.0	mg/L	10.0	2543.0	<	10.0	5	09/03/97	07/10/97
	SULFATE	1950.0	1890.0	mg/L	0.0	2543.0	<	10.0	6	06/13/98	06/10/98
	SULFATE	2100.0	1900.0	mg/L	0.5	2543.0	<	5.0	7	11/05/98	11/03/98
	SULFATE	1900.0	1900.0	mg/L	0.5	2543.0	<	0.5	8	05/28/99	05/26/99
	SULFATE	1900.0	2000.0	mg/L	0.5	2543.0	<	0.5	9	11/11/99	11/10/99
	SULFATE	2100.0	2000.0	mg/L	0.5	2543.0	<	0.5	10	05/24/00	05/24/00
	SULFATE	1900.0	1900.0	mg/L	0.5	2543.0	<		11	11/30/00	11/30/00
	SULFATE	1900.0	1830.0	mg/L	0.5	2543.0	<		12	06/07/01	06/06/01
	SULFATE	1900.0	1870.0	mg/L	2.0	2543.0	<		13	11/27/01	11/14/01
	SULFATE	1930.0	1940.0	mg/L	2.0	2543.0	<		14	05/23/02	05/22/02

