

FLORENCE RECORD EXTREMES

WEATHER SERVICE OFFICE- WILMINGTON, NC
RECORDS 1933 - 2004

TEMPERATURE

EVENT	VALUE	DATE
HIGHEST DAILY MAXIMUM	108 DEGREES	JUNE 27, 1954
LOWEST DAILY MAXIMUM	20 DEGREES	DECEMBER 23, 1989
LOWEST DAILY MINIMUM	0 DEGREES	JANUARY 21, 1985
HIGHEST DAILY MINIMUM	80 DEGREES	JULY 13, 1986

RAINFALL

EVENT	VALUE	DATE
MOST IN ONE CALENDAR DAY	6.08 INCHES	OCTOBER 15, 1954
MOST IN 31 DAY PERIOD	16.07 INCHES	AUGUST 8, 1992 TO SEPTEMBER 8, 1992
MOST IN ONE CALENDAR MONTH	14.36 INCHES	AUGUST 1992
LEAST IN ONE CALENDAR MONTH	0.00 INCHES	OCTOBER 1953
MOST IN ONE YEAR	64.71 INCHES	1959
LEAST IN ONE YEAR	27.50 INCHES	1954

SNOWFALL

EVENT	VALUE	DATE
MOST IN ONE CALENDAR DAY	13.00 INCHES	FEBRUARY 10, 1973
MOST IN ONE CALENDAR MONTH	17.00 INCHES	FEBRUARY 1973
MOST IN ONE YEAR	17.00 INCHES	1973
MAXIMUM MEASURED DEPTH	13.00 INCHES	DECEMBER 24, 1989

TOP TEN ANNUAL AVERAGE TEMPERATURES
FOR FLORENCE, SC

WEATHER SERVICE OFFICE - WILMINGTON, NC
RECORDS 1948 - 2004

WARMEST

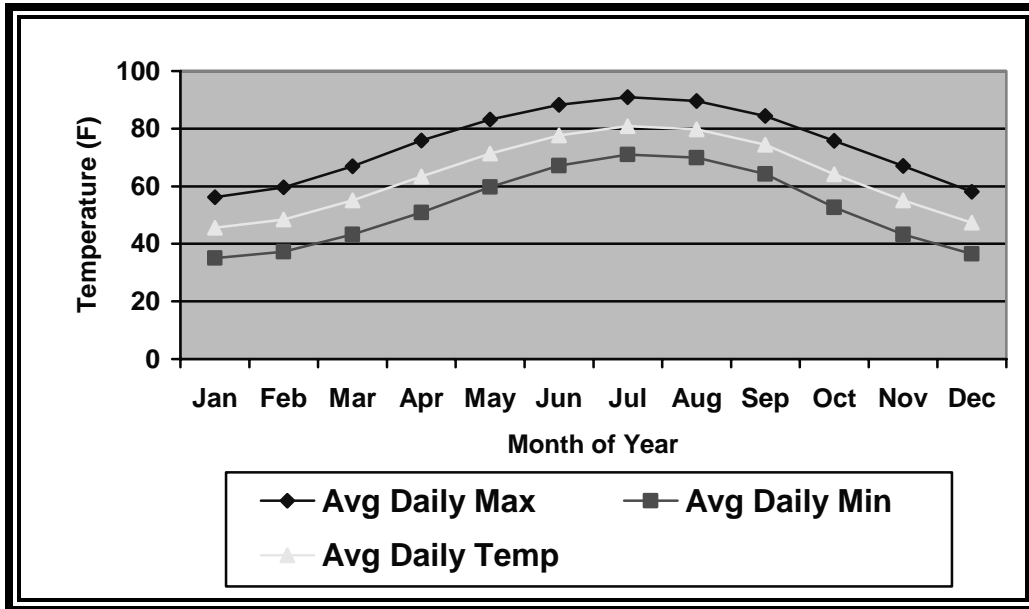
RANK	TEMPERATURE	DATE
1	78.9	1990
2	77.8	1948
3	77.6	1974
4	77.5	1975
5	77.3	1998
6	76.7	1953
7	76.6	1986
8	76.1	1993
9	76.0	1956, 91, 94, 99
10	75.8	1949, 95, 2001

COLDEST

RANK	TEMPERATURE	DATE
1	48.8	1966
2	49.9	1967
3	50.4	1963, 68
4	50.6	1979, 81
5	50.8	1960, 88
6	51.0	1965
7	51.2	1958
8	51.4	1977, 78, 2000
9	51.6	1961, 62, 84
10	51.7	1969

AVERAGE DAILY TEMPERATURES:
FOR FLORENCE, SC

WEATHER SERVICE OFFICE - WILMINGTON, NC
RECORDS 1948 - 2004



MONTH	AVG. DAILY MAX	AVG. DAILY MIN	AVG. DAILY TEMP
JANUARY	56.2	35.1	45.6
FEBRUARY	59.6	37.3	48.5
MARCH	66.9	43.3	55.1
APRIL	75.9	50.9	63.4
MAY	83.2	59.7	71.4
JUNE	88.3	67.2	77.7
JULY	90.9	71.0	80.9
AUGUST	89.6	69.9	79.8
SEPTEMBER	84.4	64.3	74.4
OCTOBER	75.8	52.6	64.2
NOVEMBER	67.0	43.2	55.1
DECEMBER	58.1	36.5	47.3

TOP TEN AVERAGE MONTHLY TEMPERATURES
FOR FLORENCE, SC

WEATHER SERVICE OFFICE – WILMINGTON, NC
RECORDS 1948 - 2004

HIGHEST

JANUARY

FEBRUARY

MARCH

APRIL

TEMP.	YEAR	TEMP.	YEAR	TEMP.	YEAR	TEMP.	YEAR
57.2	1950	57.1	1976	63.0	1976	69.3	1981
55.0	1949	56.2	1990	62.2	1974	67.9	2002
53.0	1975	54.6	1949	61.7	1997	67.2	1991
52.8	1990	54.3	1975	59.1	1994	67.0	1954
52.7	1952	54.1	1957	59.0	1963,73,90	66.8	1994,95
51.8	1999	53.1	1986	58.4	1941,55,61,95	66.4	1955
51.0	1953	53.0	1956	58.2	1991	66.3	1976,99
50.5	1993	52.3	1992	58.0	2000	65.8	1957
50.3	1972	52.2	1997	57.6	1985,86	65.6	1970
50.1	1989	52.1	1950,2001	57.3	2003	65.3	1986

LOWEST

JANUARY

FEBRUARY

MARCH

APRIL

TEMP.	YEAR	TEMP.	YEAR	TEMP.	YEAR	TEMP.	YEAR
37.4	1981	38.8	1978	43.3	1960	58.0	1961
38.4	1985	39.9	1968	49.4	1971	59.1	1983
38.8	1966	41.2	1979	50.2	1958	59.3	1966
39.2	1970	41.5	1958	50.5	1966,69	59.9	1982
39.4	1978,82	41.6	1963	51.1	1965	60.2	1984
39.5	1968	42.7	1967	51.3	1962	60.5	1993
39.7	1988	43.0	1973	51.4	1996	60.7	1973
40.3	1958	43.3	1980	52.1	1950	60.9	1987
40.8	1979	44.0	1964	52.3	1978	61.0	1997
40.9	2003	44.6	2004	52.7	1980	61.1	1971,2003

TOP TEN AVERAGE MONTHLY TEMPERATURES
FOR FLORENCE, SC

WEATHER SERVICE OFFICE – WILMINGTON, NC
RECORDS 1948 - 2004

HIGHEST

MAY		JUNE		JULY		AUGUST	
TEMP.	YEAR	TEMP.	YEAR	TEMP.	YEAR	TEMP.	YEAR
77.2	1953	82.9	1981	86.6	1993	84.0	1975
76.4	1962	82.4	1952	84.9	1986	83.5	1954
76.3	1975	81.4	1998	84.3	1990	82.5	1999
75.2	1991	81.1	1975	83.7	1998	82.4	1980
75.0	2004	80.6	1993	83.3	1954	82.3	1988
74.8	1974,98	80.4	1986	83.1	1980,95	82.1	1993
74.6	1995	80.2	1994	83.0	1969	81.9	1990
73.8	1965	80.1	1954	82.8	1991	81.8	1995
73.6	2000	79.8	1990	82.7	1987	81.6	1968,83,98
73.5	1952	79.6	1969,89	82.2	1970,76	81.5	1987

LOWEST

MAY		JUNE		JULY		AUGUST	
TEMP.	YEAR	TEMP.	YEAR	TEMP.	YEAR	TEMP.	YEAR
66.1	2005	72.0	1979	77.5	1964	76.5	1981
67.4	1954	73.3	1966	77.7	1984	77.1	2004
67.7	1961	73.9	1965	77.8	2001	77.2	1967
67.8	1997	74.0	1972	77.9	1965	77.3	1969
67.9	1971	74.3	1955	78.0	1971,79	77.4	1950
68.6	1972	74.5	1967	78.6	1967	77.7	1964,85
68.7	1966,67,79,92	74.7	1997	79.0	1950,60	77.8	1982
68.8	1984	75.5	1992	79.2	2000	78.0	1965,66
69.0	1989,94	75.7	1961	79.3	1963,78,82	78.3	1976
69.2	1999,2002	75.8	1999	79.5	1972,73	78.4	1971,79,96

TOP TEN AVERAGE MONTHLY TEMPERATURES
FOR FLORENCE, SC

WEATHER SERVICE OFFICE – WILMINGTON, NC
RECORDS 1948 - 2004

HIGHEST

SEPTEMBER OCTOBER NOVEMBER DECEMBER

TEMP.	YEAR	TEMP.	YEAR	TEMP.	YEAR	TEMP.	YEAR
79.7	1973	69.4	1975,84	64.4	1985	56.3	1956
79.4	1980	68.9	1985	60.2	1975	55.9	1971
78.0	1954	68.6	1995	60.1	2001	53.4	1984
77.8	1993	68.2	1971,73,90	59.8	1948,77	53.1	1990
77.7	1977	68.1	1949	59.7	1973	51.5	1982
77.6	1975	67.2	1951,98	59.3	1986	51.4	1991
77.1	1998	66.6	1950,56,2002	59.1	1994,98	51.2	1973
76.6	1986	66.3	1959	58.9	2003	51.1	1967
76.4	1970	66.1	1986,2004	58.7	1964	50.8	1948
76.3	2002	65.9	1953	58.5	1958	50.6	1974

LOWEST

SEPTEMBER OCTOBER NOVEMBER DECEMBER

TEMP.	YEAR	TEMP.	YEAR	TEMP.	YEAR	TEMP.	YEAR
68.3	1967	58.2	1987	49.0	1976	39.4	1989
70.2	1984	59.4	1988	50.6	1967	39.6	1963
71.0	1963	59.5	1952	50.7	1996	40.0	2000
71.2	2001	59.8	1964,76	50.8	1951	41.0	1960
71.4	1981	60.0	1948,81	50.9	1984	41.4	1950
72.1	1966,82,99	60.5	1957	51.3	1950	42.8	1958
72.2	1956	61.4	1967	51.7	1969,97	43.1	1962
72.3	1949	61.5	1965	52.1	1981,2002	43.2	1981,2003
72.6	1948,50,69	61.7	1982,92	52.2	1954,66	43.3	1955
72.8	1962	61.9	1958	52.5	1995	43.6	1968,2002

THE GREATEST NUMBER OF DAYS WITH:
FOR FLORENCE, SC

WEATHER SERVICE OFFICE – WILMINGTON, NC
RECORDS 1948 - 2004

MAXIMUM OF 90 DEGREES
OR ABOVE

TOTAL DAYS	APR	MAY	JUN	JUL	AUG	SEP	OCT
1 - 5	1953, 54, 57, 58, 59, 60, 62, 63, 67, 68, 70, 72, 74, 75, 76, 78, 80, 86, 87, 89, 90, 95, 99, 2001	1949, 54, 59, 63, 65, 68, 69, 70, 73, 76, 78, 80, 82, 89, 90, 92, 93, 94, 97, 2002, 03	1968, 72, 73, 79, 96		1971	1948, 49, 51, 55, 58, 59, 64, 65, 66, 70, 76, 79, 81, 82, 87, 88, 92, 95, 96, 99, 2000, 02, 03	1951, 58, 62, 68, 77, 81, 86, 90, 98, 2002
6 - 10	1981, 85, 2002	1950, 51, 52, 55, 56, 57, 67, 75, 81, 85, 86, 87, 88, 91, 96, 2000, 01	1955, 62, 66, 67, 70, 71, 78, 82, 83, 92, 97, 99, 2001, 03, 04	1964, 65, 71, 82, 84, 2001	1965, 67, 69, 72, 81, 82, 85, 92, 96, 2003, 04	1950, 52, 53, 56, 60, 61, 63, 68, 72, 75, 78, 83, 84, 85, 86, 89, 94, 97	1954
11 - 15		1960, 64, 74, 95, 98, 2004	1949, 50, 57, 58, 59, 60, 61, 63, 64, 68, 74, 76, 80, 84, 85, 95, 2002	1960, 73, 78, 79, 85, 2003	1950, 57, 61, 64, 66, 70, 73, 74, 84, 86, 89, 2000	1957, 62, 74, 77, 90, 91, 93	
16 - 20		1953, 62	1953, 56, 69, 75, 86, 87, 88, 89, 91, 94, 2000	1949, 50, 51, 57, 59, 63, 66, 67, 68, 72, 75, 81, 89, 96, 2000, 04	1948, 49, 53, 55, 60, 63, 76, 79, 87, 91, 94, 95, 97, 2001, 02	1954, 73, 98	
21 - 25			1951, 55, 54, 81, 90, 93, 98	1948, 52, 53, 55, 57, 61, 62, 69, 70, 74, 76, 83, 88, 91, 94, 97, 99, 2002	1951, 52, 56, 58, 59, 62, 68, 80, 83, 88, 90, 98	1980	
26 - 30				1954, 56, 80, 86, 87, 90, 92, 93, 95, 98	1954, 75, 93, 99		

THE GREATEST NUMBER OF DAYS WITH:
FOR FLORENCE, SC

WEATHER SERVICE OFFICE – WILMINGTON, NC
RECORDS 1948 - 2004

MAXIMUM OF 32 DEGREES
OR BELOW

TOTAL DAYS	DEC	JAN	FEB	MAR
1	1935, 43, 57, 60, 62, 83	1934, 61, 65, 66, 68, 69, 76, 81, 82, 85, 86, 2003, 05	1947, 51, 63, 67, 80	1960, 1980
2		1940, 62, 77, 94	1958, 96	
3	1989	1936		
4		1970		

THE GREATEST NUMBER OF DAYS WITH:
FOR FLORENCE, SC

WEATHER SERVICE OFFICE – WILMINGTON, NC
RECORDS SINCE 1948

MINIMUM OF 32 DEGREES
OR BELOW

TOTAL DAYS	OCT	NOV	DEC	JAN	FEB	MAR	APR
1 - 5	1952, 62, 74, 76, 2001	1933, 34, 35, 36, 37, 38, 39, 40, 41, 42, 43, 44, 45, 47, 49, 52, 53, 54, 55, 57, 58, 59, 60, 62, 63, 64, 65, 68, 69, 70, 71, 72, 73, 74, 79, 82, 83, 86, 87, 88, 89, 90, 91, 92, 93, 98, 2000, 01, 02, 03, 04	1933, 38, 39, 40, 41, 46, 47, 56, 71, 72, 84, 90, 94, 98	1933, 34, 47, 49, 50, 72, 74, 89, 93	1933, 38, 39, 44, 45, 46, 49, 52, 53, 54, 56, 75, 82, 90, 92, 97, 98, 2000, 01	1933, 35, 37, 38, 39, 40, 42, 43, 44, 48, 50, 51, 52, 53, 55, 57, 58, 60, 62, 63, 64, 65, 66, 67, 70, 71, 72, 73, 74, 75, 77, 79, 82, 83, 84, 85, 86, 88, 89, 91, 94, 95, 97, 98, 2001, 02, 04, 05	1950, 72, 82, 83, 85, 87, 89, 92, 2001, 04
6-10		1950, 51, 56, 61, 67, 76, 77, 80, 81, 95, 96, 97	1934, 37, 42, 49, 52, 53, 57, 59, 67, 70, 73, 74, 75, 82, 83, 86, 87, 92, 96, 97, 99, 2001, 02	1938, 39, 42, 43, 44, 45, 51, 52, 53, 54, 60, 67, 75, 80, 83, 90, 91, 92, 98, 99	1935, 37, 40, 43, 48, 50, 51, 57, 59, 61, 62, 64, 66, 67, 71, 74, 76, 83, 84, 85, 86, 87, 89, 91, 93, 94, 95, 99, 2002, 03, 05	1934, 41, 47, 49, 54, 56, 61, 68, 69, 78, 92, 93, 96, 99	
11-15			1943, 44, 45, 50, 51, 61, 62, 64, 65, 66, 68, 76, 77, 78, 79, 81, 85, 88, 91, 93, 2004	1935, 36, 41, 46, 55, 57, 59, 62, 64, 65, 71, 73, 85, 87, 94, 95, 97, 2000, 02, 05	1934, 36, 42, 47, 55, 60, 65, 69, 70, 72, 73, 81, 88, 96, 2004		
16-20			1935, 54, 55, 58, 69, 80, 95, 2000, 03	1948, 58, 61, 63, 66, 69, 70, 76, 78, 79, 82, 84, 86, 88, 96, 2001, 04	1941, 58, 63, 77, 78, 80	1959	
21-25			1960, 63, 89	1940, 56, 68, 77, 2003	1968		
26-30				1981			

TEMPERATURE EXTREMES - **HOT**
FOR FLORENCE, SC

WEATHER SERVICE OFFICE - WILMINGTON, NC
RECORDS 1948 - 2004

MOST CONSECUTIVE DAYS WITH MAXIMUMS
OF 90 DEGREES OR HIGHER

TOTAL DAYS	DATE
53	JUNE 15 - AUGUST 6, 1993
43	JULY 18 - AUGUST 29, 1954
32	JULY 2 - AUGUST 2, 1995 JULY 19 - AUGUST 19, 1999
30	JULY 5 - AUGUST 3, 1986 JUNE 15 - JULY 14, 1998
27	JUNE 17 - JULY 13, 1990
24	AUGUST 9 - SEPTEMBER 1, 1975 JUNE 2 - 25, 1981
23	JULY 15 - AUGUST 6, 1990
22	JULY 26 - AUGUST 16, 1980
21	JULY 12 - AUGUST 1, 1952 AUGUST 15 - SEPTEMBER 4, 1993
20	JUNE 20 - JULY 9, 1954

TEMPERATURE READINGS OF GREATER THAN 100 DEGREES

TEMPERATURE	DATE
108	JUNE 27, 1954
106	AUGUST 5, 1954 AUGUST 17, 1954 AUGUST 1, 1980
105	JUNE 16, 1981 JUNE 17, 1981 JUNE 21, 1990
104	JULY 21, 1952 JULY 23, 1952 JULY 24, 1952 JULY 7, 1954 AUGUST 4, 1954 JUNE 15, 1981 JULY 13, 1986 JULY 10, 1990 AUGUST 1, 1999

TEMPERATURE EXTREMES - **COLD**
FOR FLORENCE, SC

WEATHER SERVICE OFFICE - WILMINGTON, NC
RECORDS 1948 - 2004

MOST CONSECUTIVE DAYS WITH MINIMUMS
OF 32 DEGREES OR COLDER

TOTAL DAYS	DATE
18	FEBRUARY 3 - 20, 1968 JANUARY 26 - FEBRUARY 12, 1978
17	JANUARY 5 - 21, 1968 JANUARY 30 - FEBRUARY 15, 1980 DECEMBER 13 - 29, 1989
16	FEBRUARY 8 - 23, 1958 JANUARY 23 - FEBRUARY 7, 1966
14	MARCH 1 - 14, 1960
13	JANUARY 31 - FEBRUARY 12, 1951 JANUARY 5 - 17, 1988 JANUARY 25 - FEBRUARY 6, 2000
12	JANUARY 20 - 31, 1961 DECEMBER 15 - 26, 1963
11	JANUARY 2 - 12, 1958 DECEMBER 16 - 26, 1960 JANUARY 8 - 18, 1982 FEBRUARY 7 - 17, 1985 DECEMBER 20 - 30, 1995 DECEMBER 17 - 27, 2000

TEMPERATURE READINGS OF 10 DEGREES OR LESS

TEMPERATURE	DATE
0	JANUARY 21, 1985
7	JANUARY 20, 1985
8	DECEMBER 13, 1962 DECEMBER 26, 1983
9	DECEMBER 25, 1983 DECEMBER 25, 1989
10	JANUARY 11, 1982

TOP TEN ANNUAL AVERAGE RAINFALLS
FOR FLORENCE, SC

WEATHER SERVICE OFFICE - WILMINGTON, NC
RECORDS SINCE 1948

WETTEST

RANK	PRECIPITATION	DATE
1	64.71	1959
2	58.97	1964
3	56.94	1959
4	54.95	1983
5	54.25	1971
6	54.11	1974
7	53.38	1973
8	52.86	1994
9	52.05	1992
10	51.39	1975

DRIEST

RANK	PRECIPITATION	DATE
1	27.50	1954
2	29.42	2001
3	33.42	1963
4	33.95	2003
5	34.99	1980
6	35.59	1986
7	35.76	1962
8	35.91	1955
9	36.04	2000
10	36.16	1967

TOP TEN PRECIPITATION EXTREMES
FOR FLORENCE, SC

WEATHER SERVICE OFFICE – WILMINGTON, NC
RECORDS 1948 - 2004

WETTEST

JANUARY FEBRUARY MARCH APRIL

PCPN	YEAR	PCPN	YEAR	PCPN	YEAR	PCPN	YEAR
7.78	1995	6.86	1998	10.96	1971	7.84	1949
7.00	1999	6.10	1983	9.18	1983	7.60	1959
6.99	1966	5.83	1956	8.19	1980	6.15	1989
6.44	1993	5.69	1965	6.83	1970	5.97	1958
5.77	1964	5.62	1960	6.33	1965	5.59	1961
5.70	1975	5.36	1959	6.13	1991	5.46	1999
5.54	1991	5.21	1964	5.50	1989	5.42	1984
5.48	1978	5.17	1975	5.48	1957	5.13	1955
5.26	1987	4.91	1973	5.47	1952	4.67	1998
5.22	1972	4.84	1982	5.55	1998	4.62	1975

DRIEST

JANUARY FEBRUARY MARCH APRIL

PCPN	YEAR	PCPN	YEAR	PCPN	YEAR	PCPN	YEAR
0.70	2003	0.82	1951	0.35	2004	0.23	2001
0.71	1981	0.84	1968	0.77	1985	0.33	1986
0.80	1965	0.97	1950,2000	1.22	1955, 82	0.53	1957
0.87	1949	1.08	1976	1.33	1949	0.58	1985
0.93	2004	1.31	1954	1.66	1968	0.59	1976
0.94	1954	1.40	1986, 88	1.77	1963	0.60	1972
1.12	1986	1.47	1991	1.81	1995	0.65	1970
1.24	1961	1.52	1978	1.91	1942	0.81	1981
1.49	2001	1.57	2002	2.03	1981	0.83	2002
1.52	1969	1.66	1955,80,90	2.31	1956	0.91	1995

TOP TEN PRECIPITATION EXTREMES
FOR FLORENCE, SC

WEATHER SERVICE OFFICE – WILMINGTON, NC
RECORDS 1948 - 2004

WETTEST

MAY		JUNE		JULY		AUGUST	
PCPN	YEAR	PCPN	YEAR	PCPN	YEAR	PCPN	YEAR
8.18	1966	9.29	1961	13.68	1959	14.36	1992
7.12	1972	8.86	1965	11.14	1960	11.46	1974
5.63	1974	8.17	1976	10.79	1951	10.89	1952
5.49	1967	7.97	1958	10.16	1997	9.69	2004
5.35	1961	7.78	1973	10.06	1964	9.24	1949
5.30	1981	7.35	1995	9.94	1968	8.73	1973
5.03	1976	7.32	1951	9.65	1991	8.53	1965
4.72	1984	7.04	1996	8.49	1981	8.07	1989
4.55	1982	6.56	1982	8.39	1950	7.51	1986
4.49	1989	6.19	1972	8.35	1973	7.21	2002

DRIEST

MAY		JUNE		JULY		AUGUST	
PCPN	YEAR	PCPN	YEAR	PCPN	YEAR	PCPN	YEAR
0.46	1987	0.24	1954	1.21	1952	1.25	1954
0.56	1951	0.58	1990	1.34	1948	1.31	1960
0.81	1962	1.47	1975, 99	1.48	1987	1.45	2003
0.99	1993	1.56	1967	2.01	1999	1.50	1976
1.31	1953	1.73	1970	2.09	1954	1.52	1963
1.34	1968	2.04	1980	2.17	1990	1.64	1984
1.49	1960	2.07	1988	2.22	1980	1.65	1952
1.66	1997	2.15	2002	2.55	1957	1.80	1999
1.71	1970	2.20	2000	3.10	1956	1.81	1979
1.72	1999	2.41	1981	3.25	1970	1.97	1968

TOP TEN PRECIPITATION EXTREMES
FOR FLORENCE, SC

WEATHER SERVICE OFFICE – WILMINGTON, NC
RECORDS 1948 - 2004

WETTEST

SEPTEMBER OCTOBER NOVEMBER DECEMBER

PCPN	YEAR	PCPN	YEAR	PCPN	YEAR	PCPN	YEAR
9.03	1957	10.83	1990	8.21	1985	9.57	1994
8.78	1979	9.82	1995	8.16	1948	6.52	1973
8.29	1999	8.16	1964	5.63	1992	6.08	1981
8.23	1996	7.98	1971	4.69	1983	6.03	1983
8.10	1964	7.29	1954	4.56	1968	5.80	1975
7.20	1959	6.83	1959	4.29	1972	5.38	1977
6.72	2004	6.61	1968	4.21	1986	5.27	1976
6.65	1989	4.53	1986	4.20	1979	5.23	1953
6.63	1955	4.21	1999	4.19	1957	4.94	1974
6.47	1988	4.04	1994	3.83	2004	4.67	1982

DRIEST

SEPTEMBER OCTOBER NOVEMBER DECEMBER

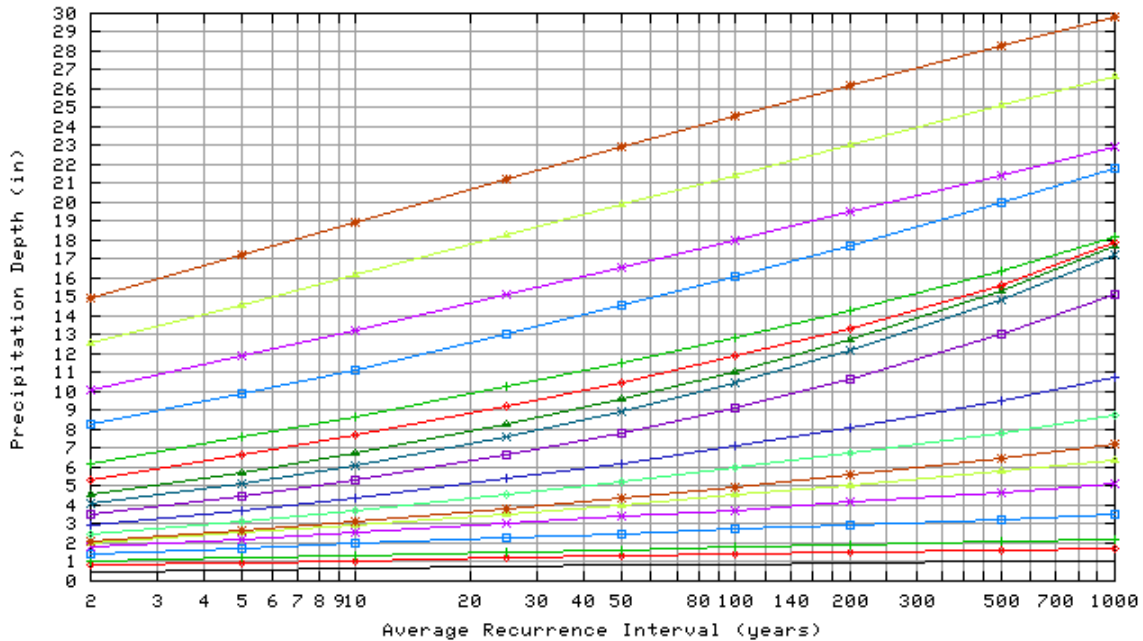
PCPN	YEAR	PCPN	YEAR	PCPN	YEAR	PCPN	YEAR
0.02	1981	0.00	1958,2000	0.40	2001	0.36	1955
0.51	1986	0.04	1998	0.44	1958	0.43	2001
0.57	1968	0.18	1974	0.46	1973	0.54	1965
0.67	1958	0.28	1962	0.48	1964	0.62	2003
0.83	2003	0.33	1966	0.53	1984	0.77	1988
0.87	1954	0.34	1961	0.68	1970	0.84	2000
0.89	1990	0.43	1963	0.69	1999	0.91	1985
0.92	1976	0.55	1951	0.81	1954	0.92	1954
1.07	1971	0.72	1973	0.88	2003	1.40	1999
1.28	1985	0.77	1991	0.89	1950	1.42	1971

**PRECIPITATION FREQUENCY ANALYSIS
FOR FLORENCE, SC**

**WEATHER SERVICE OFFICE – WILMINGTON, NC
RECORDS 1948 - 2004**

Precipitation Frequency Estimates (inches)																		
ARI* (years)	5 min	10 min	15 min	30 min	60 min	120 min	3 hr	6 hr	12 hr	24 hr	48 hr	4 day	7 day	10 day	20 day	30 day	45 day	60 day
2	0.51	0.82	1.03	1.42	1.79	2.01	2.12	2.50	2.92	3.50	4.05	4.59	5.38	6.23	8.26	10.11	12.57	14.99
5	0.60	0.96	1.22	1.73	2.22	2.55	2.69	3.18	3.72	4.47	5.14	5.75	6.63	7.58	9.86	11.87	14.56	17.20
10	0.67	1.07	1.36	1.97	2.56	2.97	3.16	3.74	4.41	5.33	6.11	6.76	7.68	8.69	11.18	13.26	16.14	18.93
25	0.76	1.21	1.53	2.27	3.02	3.56	3.83	4.55	5.39	6.66	7.61	8.27	9.21	10.26	13.03	15.13	18.25	21.20
50	0.82	1.31	1.66	2.50	3.38	4.04	4.39	5.23	6.23	7.83	8.94	9.59	10.49	11.54	14.53	16.59	19.86	22.92
100	0.89	1.41	1.78	2.73	3.76	4.54	4.98	5.95	7.14	9.17	10.46	11.05	11.88	12.89	16.10	18.05	21.47	24.57
200	0.95	1.50	1.90	2.96	4.15	5.07	5.62	6.73	8.13	10.70	12.19	12.76	13.36	14.31	17.73	19.51	23.06	26.18
500	1.03	1.63	2.05	3.27	4.68	5.78	6.52	7.86	9.57	13.05	14.85	15.37	15.60	16.43	20.01	21.44	25.15	28.25
1000	1.09	1.72	2.16	3.50	5.11	6.35	7.26	8.78	10.77	15.13	17.21	17.70	17.91	18.23	21.82	22.92	26.71	29.77

Partial duration based Point Precipitation Frequency Estimates Version: 2
34.1936 N 79.7289 W 118 ft



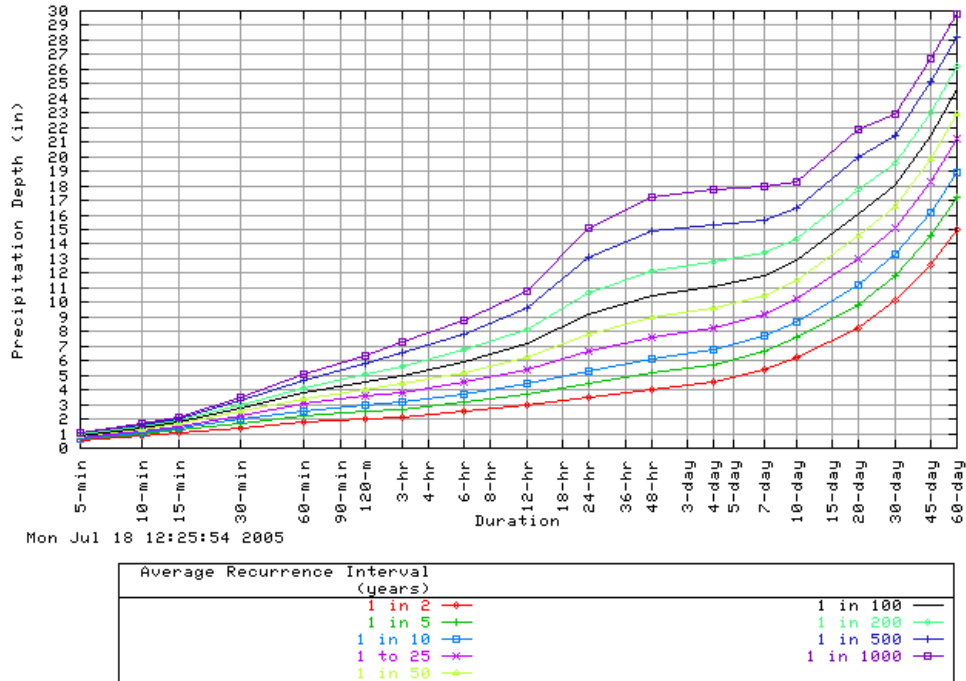
Mon Jul 18 12:25:54 2005

Duration							
5-min	—	120-min	—	48-hr	—	30-day	—
10-min	+	3-hr	—	4-day	—	45-day	—
15-min	+	6-hr	—	7-day	—	60-day	—
30-min	+	12-hr	—	10-day	—		
60-min	+	24-hr	—	20-day	—		

**PRECIPITATION FREQUENCY ANALYSIS CONTINUED
FOR FLORENCE, SC**

**WEATHER SERVICE OFFICE – WILMINGTON, NC
RECORDS 1948 - 2004**

Partial duration based Point Precipitation Frequency Estimates Version: 2
34.1936 N 79.7289 W 118 ft



Confidence Limits -

* Upper bound of the 90% confidence interval Precipitation Frequency Estimates (inches)																		
ARI** (years)	5 min	10 min	15 min	30 min	60 min	120 min	3 hr	6 hr	12 hr	24 hr	48 hr	4 day	7 day	10 day	20 day	30 day	45 day	60 day
2	0.56	0.89	1.12	1.55	1.94	2.19	2.33	2.77	3.24	3.79	4.41	4.96	5.79	6.67	8.76	10.65	13.20	15.71
5	0.65	1.05	1.33	1.88	2.42	2.77	2.96	3.51	4.13	4.84	5.59	6.21	7.14	8.11	10.46	12.50	15.28	18.04
10	0.73	1.16	1.47	2.13	2.78	3.23	3.47	4.12	4.87	5.76	6.65	7.29	8.29	9.30	11.85	13.97	16.92	19.86
25	0.82	1.31	1.66	2.46	3.27	3.87	4.19	5.00	5.94	7.19	8.28	8.93	9.94	10.98	13.83	15.96	19.16	22.25
50	0.89	1.42	1.79	2.70	3.66	4.38	4.79	5.73	6.84	8.46	9.74	10.39	11.35	12.38	15.44	17.53	20.89	24.09
100	0.96	1.53	1.93	2.95	4.07	4.92	5.44	6.51	7.83	9.95	11.46	12.02	12.90	13.87	17.16	19.12	22.62	25.90
200	1.03	1.63	2.06	3.20	4.49	5.48	6.12	7.36	8.89	11.67	13.46	13.96	14.57	15.47	18.98	20.76	24.39	27.68
500	1.12	1.77	2.23	3.54	5.08	6.27	7.12	8.59	10.46	14.35	16.58	17.04	17.57	17.91	21.62	22.98	26.75	30.05
1000	1.19	1.87	2.35	3.81	5.56	6.90	7.93	9.60	11.75	16.76	19.42	19.87	20.33	20.51	23.76	24.73	28.57	31.83

THE GREATEST NUMBER OF DAYS WITH:
FOR FLORENCE, SC

WEATHER SERVICE OFFICE – WILMINGTON, NC
RECORDS 1948 - 2004

PRECIPITATION GREATER THAN .01”

MONTH	MOST	LEAST
JANUARY	15 IN 1980, 91	3 IN 1969, 2004
FEBRUARY	14 IN 1953, 64	2 IN 1954, 68
MARCH	15 IN 2003	4 IN 1985, 97, 2004
APRIL	15 IN 1989	3 IN 1976, 86, 94, 95
MAY	18 IN 1972	4 IN 1987
JUNE	15 IN 1961, 94	2 IN 1954, 90
JULY	19 IN 1964	6 IN 1986
AUGUST	20 IN 1952	5 IN 1954, 63, 68, 84, 01
SEPTEMBER	15 IN 1996	0 IN 1981
OCTOBER	11 IN 1959, 71	0 IN 1953, 2000
NOVEMBER	12 IN 1957, 72, 92	2 IN 1970
DECEMBER	14 IN 1973	3 IN 1971, 84, 88, 2001

PRECIPITATION GREATER THAN .10”

MONTH	MOST	LEAST
JANUARY	11 IN 1991	2 IN 1969, 2004
FEBRUARY	12 IN 1953, 64	1 IN 1968
MARCH	13 IN 1980	1 IN 2004
APRIL	11 IN 1989	1 IN 1986, 2001
MAY	15 IN 1972	1 IN 1987
JUNE	11 IN 1976, 82	1 IN 1990
JULY	16 IN 1991	3 IN 1952
AUGUST	12 IN 1989	2 IN 1963, 84
SEPTEMBER	14 IN 1996	0 IN 1981
OCTOBER	11 IN 1971	0 IN 1953, 98, 2000
NOVEMBER	1 IN 1948	1 IN 1958, 70, 84, 90
DECEMBER	11 IN 1948, 1981	1 IN 1988

THE GREATEST NUMBER OF DAYS WITH:
FOR FLORENCE, SC

WEATHER SERVICE OFFICE – WILMINGTON, NC
RECORDS 1948 - 2004

PRECIPITATION GREATER THAN .50"

MONTH	MOST	LEAST
JANUARY	6 IN 1966, 95	0 IN MANY
FEBRUARY	6 IN 1956	0 IN MANY
MARCH	8 IN 1980	0 IN MANY
APRIL	6 IN 1989	0 IN MANY
MAY	6 IN 1972, 74	0 IN MANY
JUNE	7 IN 1976	0 IN 1954, 70, 75
JULY	8 IN 1960, 75, 97	0 IN 1948, 52, 87
AUGUST	8 IN 1982	0 IN 1960, 79, 00, 2003
SEPTEMBER	6 IN 1987, 96	0 IN MANY
OCTOBER	6 IN 1971, 95	0 IN MANY
NOVEMBER	6 IN 1948	0 IN MANY
DECEMBER	5 IN 1998	0 IN MANY

PRECIPITATION GREATER THAN 1.00"

MONTH	MOST	LEAST
JANUARY	4 IN 1966	0 IN MANY
FEBRUARY	3 IN 1960, 65, 98	0 IN MANY
MARCH	3 IN 1971, 83, 84	0 IN MANY
APRIL	4 IN 1959	0 IN MANY
MAY	2 IN 1954,61,66,69,72,81	0 IN MANY
JUNE	4 IN 1973	0 IN MANY
JULY	5 IN 1959	0 IN MANY
AUGUST	8 IN 1992	0 IN MANY
SEPTEMBER	3 IN 1952, 64, 88, 89, 2004	0 IN MANY
OCTOBER	5 IN 1995	0 IN MANY
NOVEMBER	3 IN 1948, 85	0 IN MANY
DECEMBER	3 IN 1973	0 IN MANY

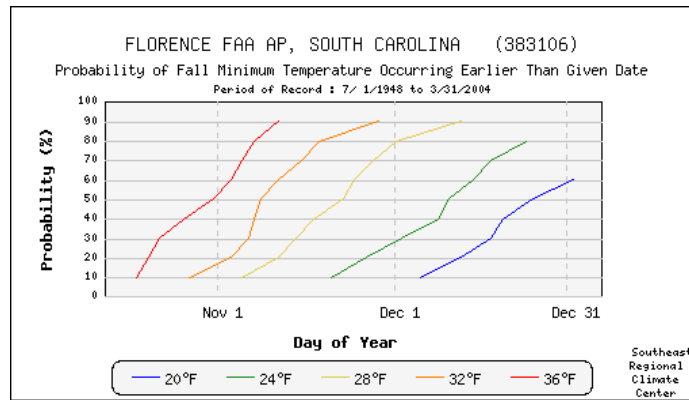
(0 IN MANY REFERS TO 5 OR MORE OCCURRENCES)

**FREEZE PROBABILITIES
FLORENCE, SC**

WEATHER SERVICE OFFICE - WILMINGTON, NC
RECORDS 1961 - 2004

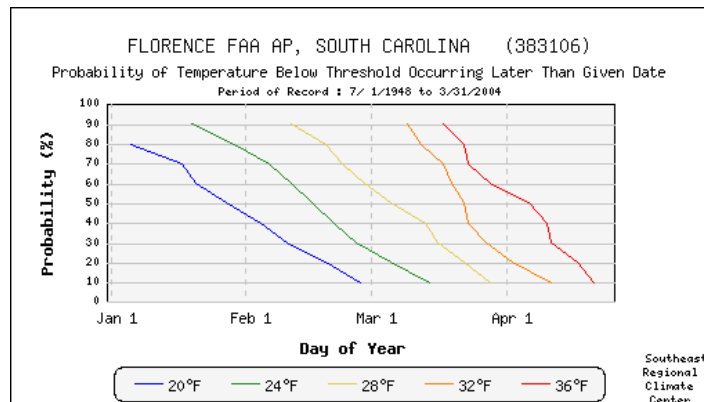
FALL FREEZE PROBABILITY

TEMP	EARLIEST	10%	20%	30%	40%	50%	60%	70%	80%	90%	LATEST
36.5	10/04	10/18	10/20	10/22	10/26	10/31	11/03	11/05	11/07	11/11	11/23
32.5	10/14	10/27	11/03	11/06	11/07	11/08	11/11	11/15	11/18	11/28	12/11
28.5	10/27	11/05	11/11	11/14	11/17	11/22	11/24	11/27	12/01	12/12	12/18
24.5	11/04	11/20	11/26	12/02	12/08	12/10	12/14	12/17	12/23	**/**	**/**
20.5	11/20	12/05	12/12	12/17	12/19	12/24	12/31	**/**	**/**	**/**	**/**



SPRING FREEZE PROBABILITY

TEMP	EARLIEST	90%	80%	70%	60%	50%	40%	30%	20%	10%	LATEST
36.5	03/09	03/17	03/22	03/23	03/28	04/06	04/10	04/11	04/17	04/21	05/08
32.5	02/10	03/09	03/12	03/17	03/19	03/22	03/23	03/27	04/02	04/11	04/20
28.5	02/01	02/11	02/19	02/23	02/28	03/05	03/13	03/16	03/22	03/28	04/20
24.5	**/**	01/19	01/29	02/06	02/11	02/16	02/21	02/26	03/05	03/14	03/31
20.5	**/**	**/**	01/05	01/1	01/20	01/27	02/04	02/10	02/19	02/27	03/15



SNOWFALL EXTREMES
FOR FLORENCE, SC

WEATHER SERVICE OFFICE - WILMINGTON, NC
RECORDS 1948 - 2004

GREATEST TOTAL MONTHLY SNOWFALL

DEC		JAN		FEB		MAR	
IN	YEAR	IN	YEAR	IN	YEAR	IN	YEAR
15.3	1989	6.5	1935	12.5	1972	6.6	1979
6.0	1943	6.1	1999	8.0	1941	6.2	1959
4.0	1970	5.4	1987	3.7	1935	4.2	1982
3.1	1958	2.9	1964	3.3	1966	1.1	1961
1.7	1988	1.9	1969	2.5	1950		

GREATEST SNOWFALL ON ANY CALENDAR DAY

DEC		JAN		FEB		MAR	
IN	DATE	IN	DATE	IN	DATE	IN	DATE
9.6	12/23/1989	6.5	1/30/1936	7.2	2/25/1942	5.2	3/2/1980
6.0	12/15/1943	5.0	1/15/1988	6.8	2/9/1973	4.4	3/11/1960
4.7	12/24/1989	5.0	1/25/2000	5.7	2/10/1973	2.9	3/24/1983
4.0	12/29/1970	3.0	1/23/2003	3.5	2/21/1936		

TOP TEN GREATEST SNOWSTORMS ON RECORD

SNOWFALL	DATE
17.0 INCHES	2/9-10/1973
11.0 INCHES	2/18/1979
9.9 INCHES	1/7/1988
6.7 INCHES	3/2/1980
5.3 INCHES	3/9-12/1960
4.8 INCHES	12/11/1958
4.8 INCHES	2/6/1980
4.3 INCHES	12/23-24/1989
4.0 INCHES	1/8/1973
3.6 INCHES	2/23-24/1989

MAJOR HISTORICAL STORM EVENTS FROM 1994 TO 2004
FOR FLORENCE, SC

WEATHER SERVICE OFFICE - WILMINGTON, NC

DATE	TIME	TYPE	MAGNITUDE	DEATH	INJURY	PROPERTY DAMAGE	CROP DAMAGE
9/24/94	11:45 AM	TORNADO	F1	0	11	500 K	0
9/24/94	11:45 AM	HAIL	1.75 IN	0	0	50 K	0
10/13/94	12:00 AM	FLOODING	N/A	0	0	27.0 M	58 K
12/22/94	11:00 PM	FLOODING	N/A	0	0	4.0 M	200 K
11/07/95	4:38 PM	TORNADO	F2	0	4	200 K	0
9/05/96	1:00 PM	HIGH WIND	43 KTS	0	0	330 K	0
6/10/98	10:10 AM	HIGH WIND	70 KTS	0	1	40 K	0
5/06/99	3:45 PM	TORNADO	F1	0	0	60 K	0
5/25/00	8:04 PM	HAIL	4.50 IN	0	2	30.0 M	0
2/17/03	1:00 AM	ICE STORM	N/A	1	2	30 K	0
1/26/04	11:00 AM	ICE STORM	N/A	0	0	23.2 M	0
8/29/04	9:00 AM	TROPICAL STORM	N/A	0	0	320 K	0
9/27/04	11:05 AM	TORNADO	F1	0	0	20 K	0
TOTAL				1	20	85.75 M	258 K