

Miami, Florida – 2002 (N=238)

Figure A. Age of GISP participants, in years, 2002

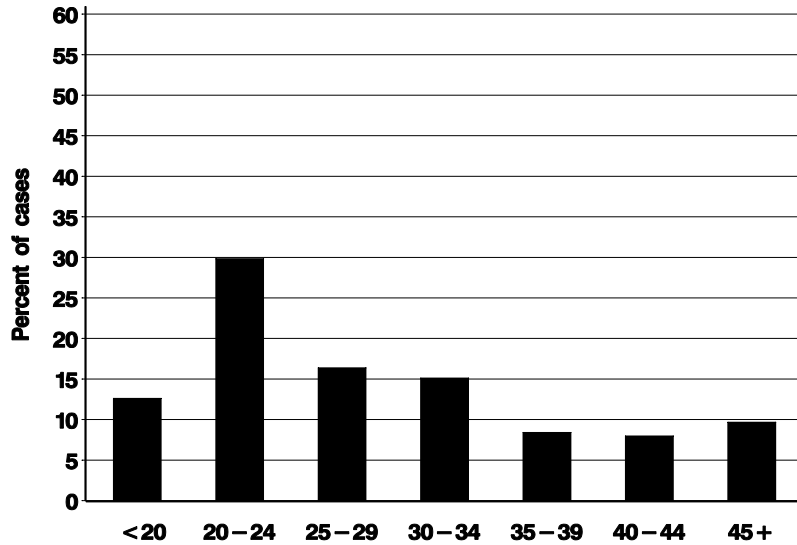


Figure B. Race/ethnicity of GISP participants, 2002

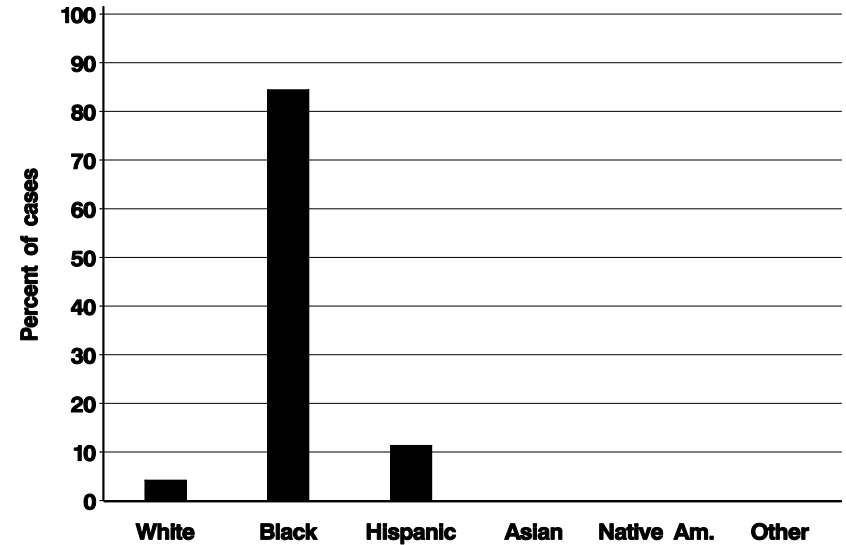


Figure C. Percentage of GISP participants identifying as men who have sex with men, 1988 – 2002

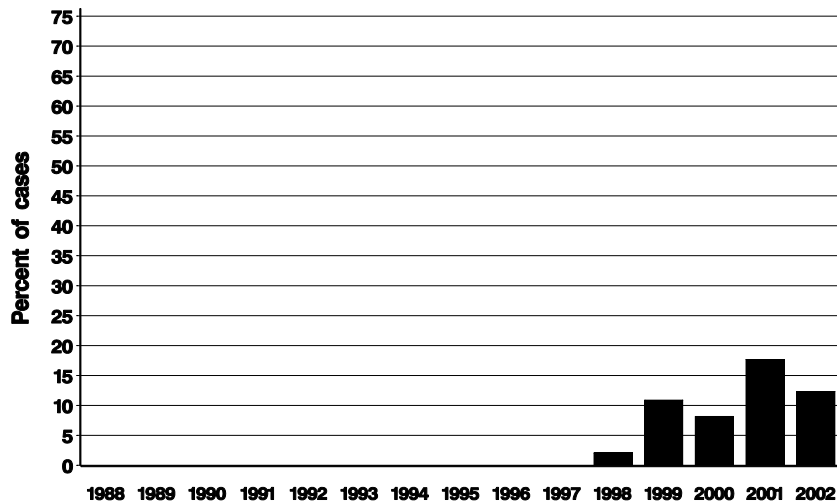
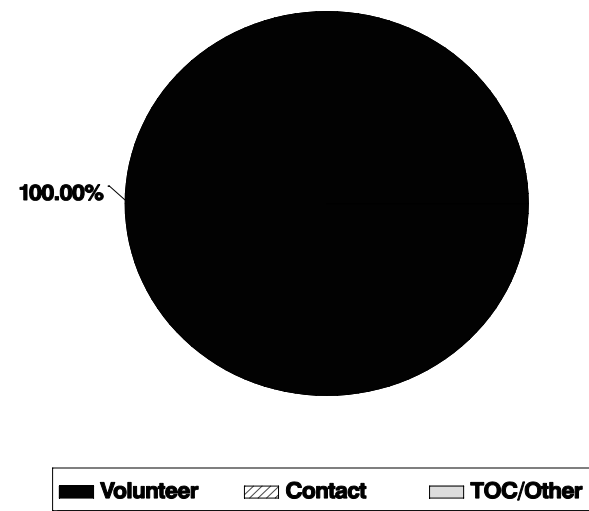
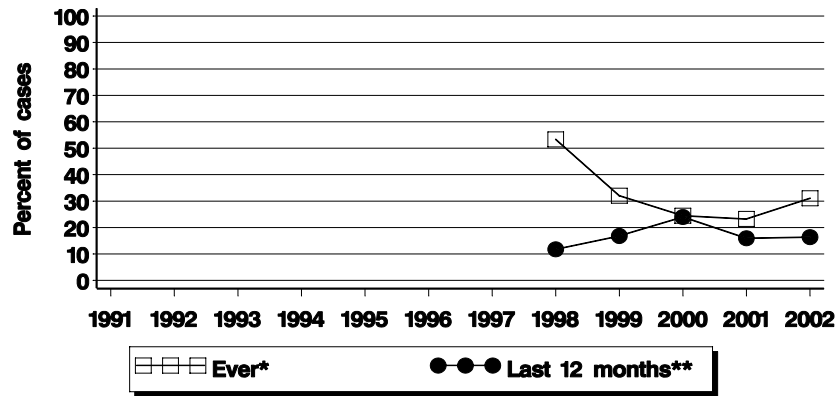


Figure D. Reason for visit among GISP participants, 2002



Miami, Florida – 2002 (N=238)

Figure E. Previous episode of gonorrhea among GISP participants, 1991 – 2002



*Data first collected in 1991.
 **Data first collected in 1992.
 Note: Data points not shown when >30% data missing.

Figure F. Drugs used to treat gonorrhea among GISP participants, 2002

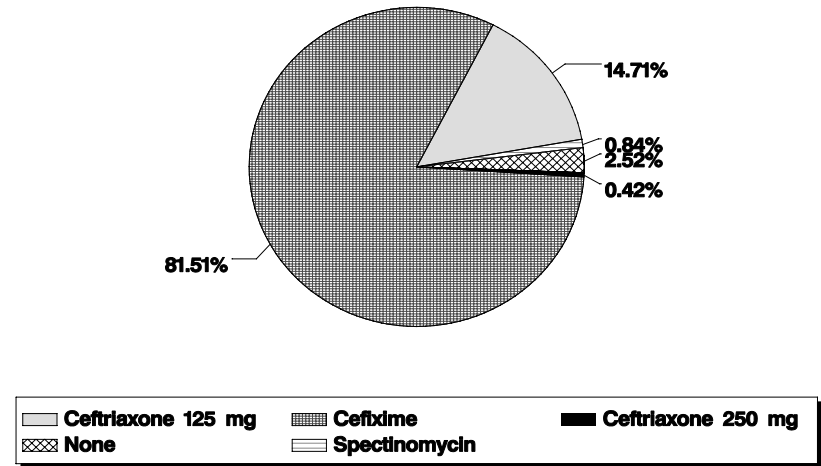


Figure G. Drugs used to treat *Chlamydia trachomatis* infection among GISP participants, 2002

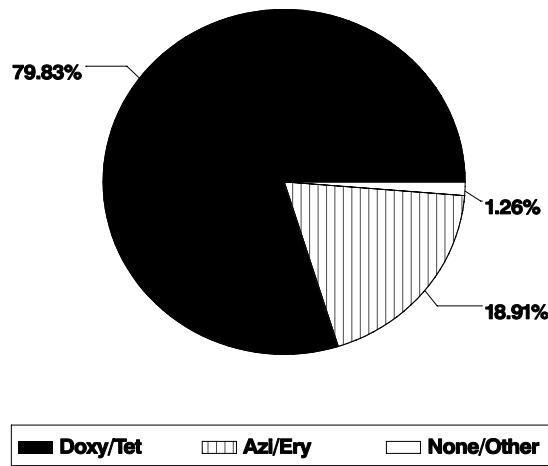
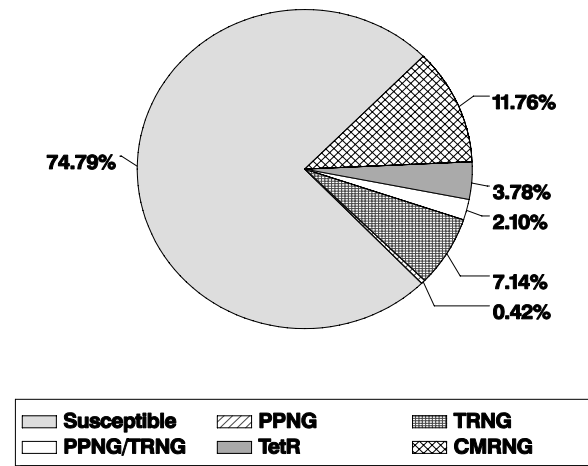


Figure H. Resistance to penicillin and tetracycline among GISP isolates, 2002



Miami, Florida – 2002 (N=238)

Figure I. Decreased susceptibility to ceftriaxone among GISP isolates, 1988 – 2002

No isolates with decreased susceptibility to ceftriaxone have been identified at this clinic.

Figure J. Decreased susceptibility to cefixime among GISP isolates, 1992 – 2002

No isolates with decreased susceptibility to cefixime have been identified at this clinic.

Figure K. Intermediate resistance and resistance to ciprofloxacin among GISP isolates, 1990 – 2002

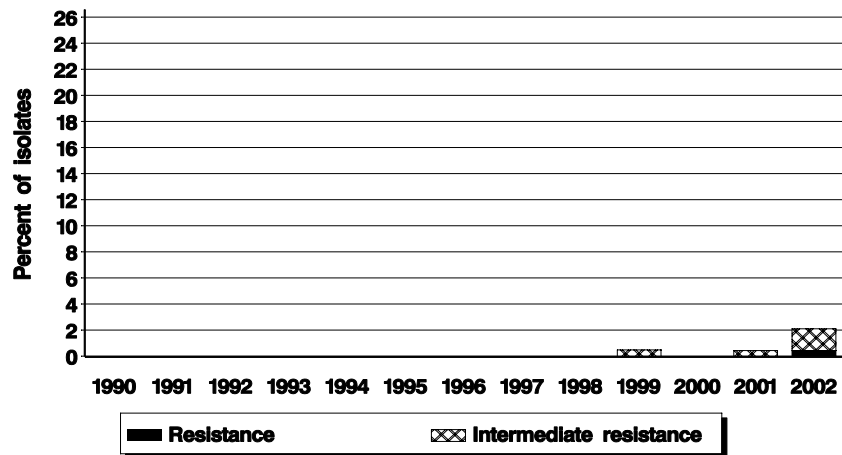


Figure L. Decreased susceptibility to azithromycin among GISP isolates, 1992 – 2002

No isolates with decreased susceptibility to azithromycin have been identified at this clinic.

Note: Susceptibility to ciprofloxacin first measured in 1990.