

Comanche Peak 1

2Q/2000 Performance Indicators

Licensee's General Comments: none

Unplanned Scrams per 7000 Critical Hrs



Thresholds: White > 3.0 Yellow > 6.0 Red > 25.0

Notes

Unplanned Scrams per 7000 Critical Hrs	2Q/99	3Q/99	4Q/99	1Q/00	2Q/00
Unplanned scrams	0	0	0	0	0
Critical hours	2183.0	2065.0	1558.0	2184.0	2183.0
Indicator value	0	0	0	0	0

Licensee Comments: none

Scrams with Loss of Normal Heat Removal



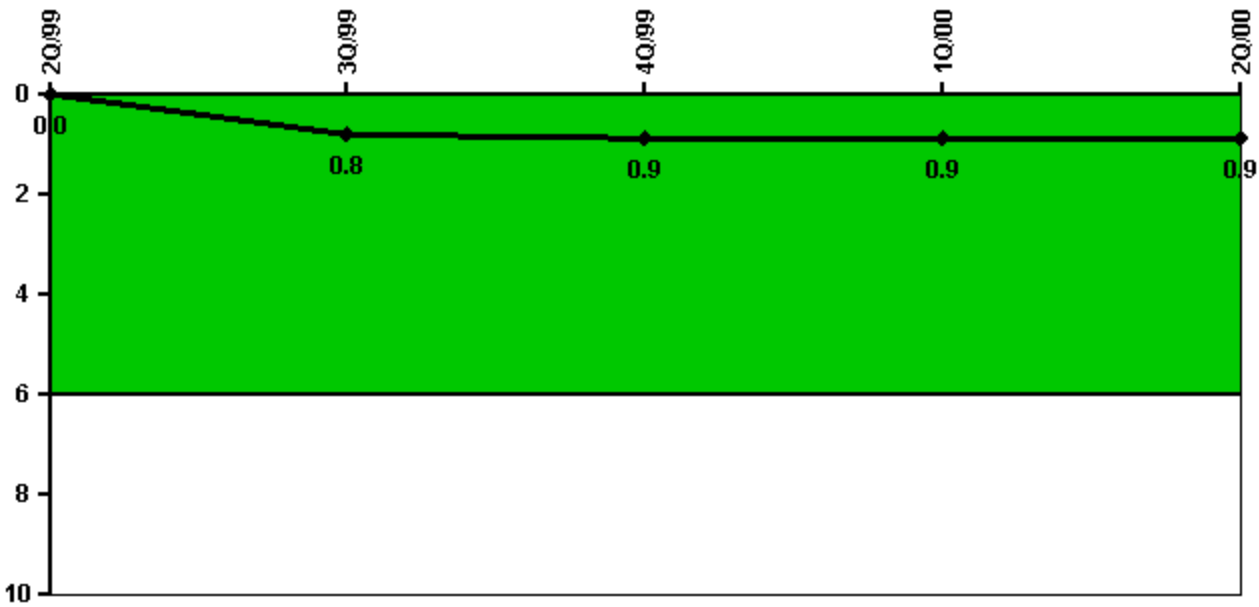
Thresholds: White > 2.0 Yellow > 10.0 Red > 20.0

Notes

Scrams with Loss of Normal Heat Removal	2Q/99	3Q/99	4Q/99	1Q/00	2Q/00
Scrams	0	0	0	0	0
Indicator value			0	0	0

Licensee Comments: none

Unplanned Power Changes per 7000 Critical Hrs



Thresholds: White > 6.0

Notes

Unplanned Power Changes per 7000 Critical Hrs	2Q/99	3Q/99	4Q/99	1Q/00	2Q/00
Unplanned power changes	0	1.0	0	0	0
Critical hours	2183.0	2065.0	1558.0	2184.0	2183.0
Indicator value	0	0.8	0.9	0.9	0.9

Licensee Comments: none

Safety System Unavailability, Emergency AC Power



Thresholds: White > 2.5% Yellow > 5.0% Red > 10.0%

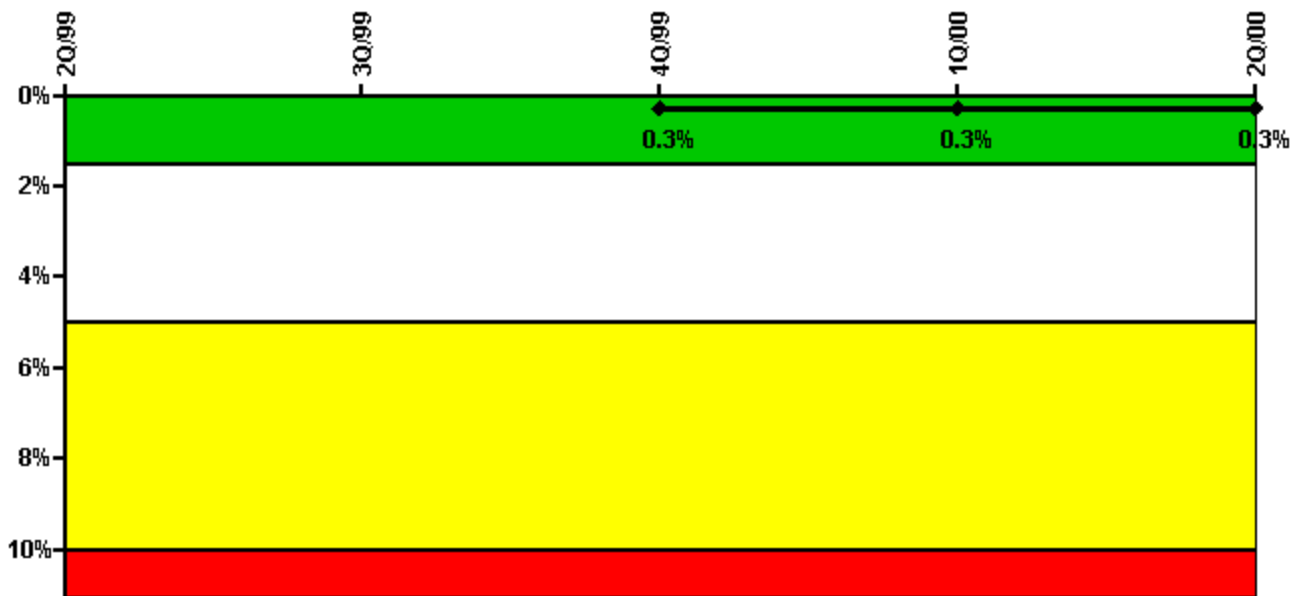
Notes

Safety System Unavailability, Emergency AC Power	2Q/99	3Q/99	4Q/99	1Q/00	2Q/00
Train 1					
Planned unavailable hours	12.30	38.10	2.40	16.30	15.70
Unplanned unavailable hours	0	0	0	0	9.60
Fault exposure hours	0	0	0	0	0
Effective Reset hours	0	0	0	0	0
Required hours	2183.00	2208.00	2209.00	2184.00	2183.00
Train 2					
Planned unavailable hours	21.30	30.90	3.70	19.50	31.40
Unplanned unavailable hours	0	0	0	0	0
Fault exposure hours	0	0	0	0	0
Effective Reset hours	0	0	0	0	0
Required hours	2183.00	2208.00	2209.00	2184.00	2183.00
Indicator value			0.8%	0.8%	0.9%

Licensee Comments:

1Q/00: Minor changes to data were based on program review and had no impact to PI trend or color of indicator.

Safety System Unavailability, High Pressure Injection System (HPSI)



Thresholds: White > 1.5% Yellow > 5.0% Red > 10.0%

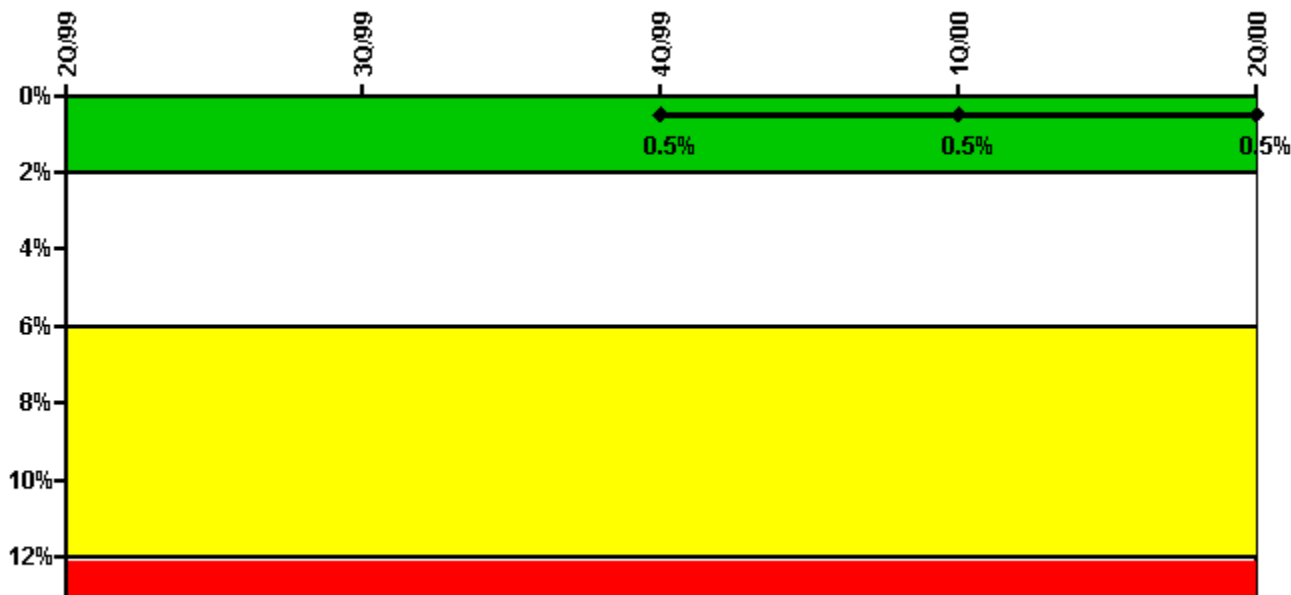
Notes

Safety System Unavailability, High Pressure Injection System (HPSI)	2Q/99	3Q/99	4Q/99	1Q/00	2Q/00
Train 1					
Planned unavailable hours	18.90	3.10	1.40	2.40	16.80
Unplanned unavailable hours	0	0.20	0	0	0
Fault exposure hours	0	0	0	0	0
Effective Reset hours	0	0	0	0	0
Required hours	2183.00	2065.00	1558.00	2184.00	2183.00
Train 2					
Planned unavailable hours	16.90	1.90	3.60	7.00	1.60
Unplanned unavailable hours	0	0.40	0	0	0
Fault exposure hours	0	0	0	0	0
Effective Reset hours	0	0	0	0	0
Required hours	2183.00	2065.00	1558.00	2184.00	2183.00
Train 3					
Planned unavailable hours	1.50	0.30	10.00	0	2.20
Unplanned unavailable hours	0.30	0.50	0	0	0
Fault exposure hours	0	0	0	0	0
Effective Reset hours	0	0	0	0	0
Required hours	2183.00	2065.00	1558.00	2184.00	2183.00
Train 4					
Planned unavailable hours	0.90	0	0	6.60	4.30
Unplanned unavailable hours	0	1.00	0	0	0
Fault exposure hours	0	0	0	0	0
Effective Reset hours	0	0	0	0	0
Required hours	2183.00	2065.00	1558.00	2184.00	2183.00
Indicator value			0.3%	0.3%	0.3%

Licensee Comments:

3Q/98:

Safety System Unavailability, Heat Removal System (AFW)



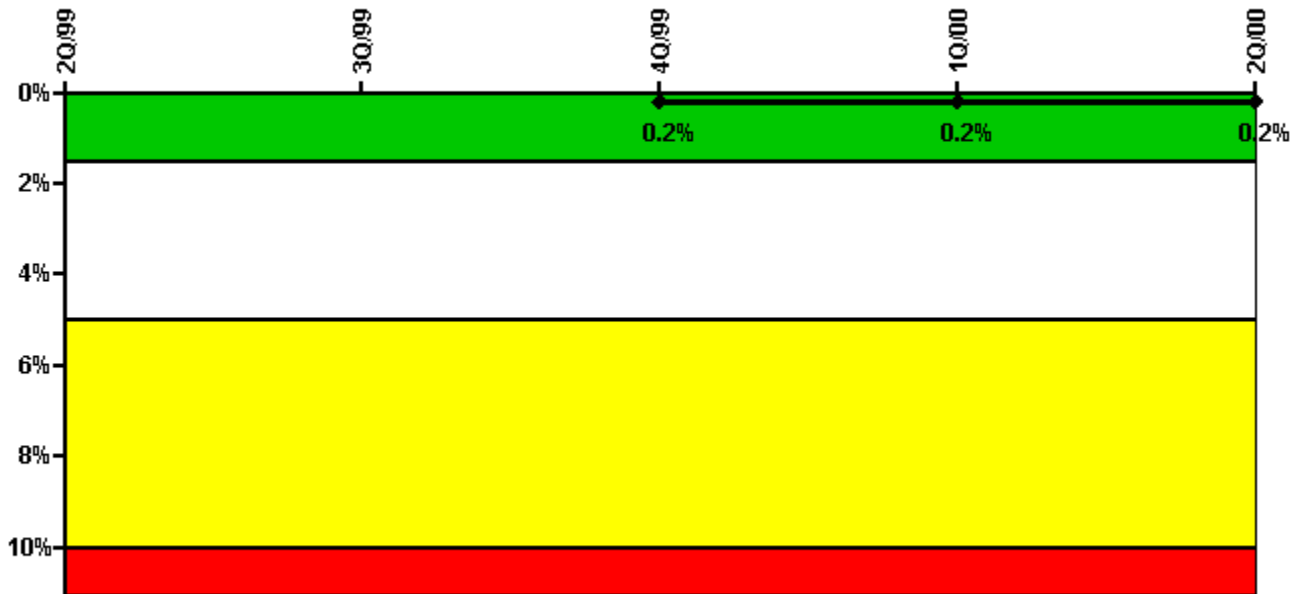
Thresholds: White > 2.0% Yellow > 6.0% Red > 12.0%

Notes

Safety System Unavailability, Heat Removal System (AFW)	2Q/99	3Q/99	4Q/99	1Q/00	2Q/00
Train 1					
Planned unavailable hours	19.60	10.60	17.40	38.50	12.60
Unplanned unavailable hours	0	0	0	0	0
Fault exposure hours	0	0	0	0	0
Effective Reset hours	0	0	0	0	0
Required hours	2183.00	2065.00	1558.00	2184.00	2183.00
Train 2					
Planned unavailable hours	13.60	2.80	0.20	9.10	13.20
Unplanned unavailable hours	0	0.20	0	0	0
Fault exposure hours	0	0	0	0	0
Effective Reset hours	0	0	0	0	0
Required hours	2183.00	2065.00	1558.00	2184.00	2183.00
Train 3					
Planned unavailable hours	14.40	19.90	13.10	7.10	9.80
Unplanned unavailable hours	0	0	0	0	0
Fault exposure hours	0	0	0	0	0
Effective Reset hours	0	0	0	0	0
Required hours	2183.00	2065.00	1558.00	2184.00	2183.00
Indicator value			0.5%	0.5%	0.5%

Licensee Comments: none

Safety System Unavailability, Residual Heat Removal System



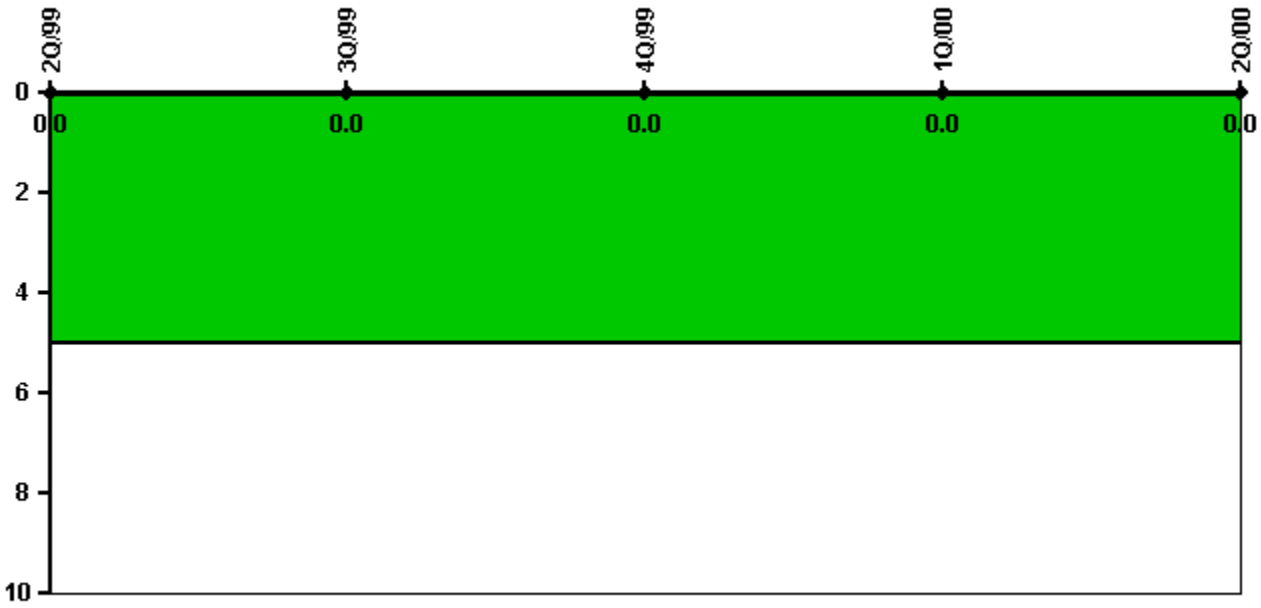
Thresholds: White > 1.5% Yellow > 5.0% Red > 10.0%

Notes

Safety System Unavailability, Residual Heat Removal System	2Q/99	3Q/99	4Q/99	1Q/00	2Q/00
Train 1					
Planned unavailable hours	9.90	1.50	1.60	2.80	2.10
Unplanned unavailable hours	0	0	0	0	0
Fault exposure hours	0	0	0	0	0
Effective Reset hours	0	0	0	0	0
Required hours	2183.00	2208.00	2209.00	2184.00	2183.00
Train 2					
Planned unavailable hours	0.30	9.20	0.20	6.00	5.50
Unplanned unavailable hours	0	0	0	0	0
Fault exposure hours	0	0	0	0	0
Effective Reset hours	0	0	0	0	0
Required hours	2183.00	2208.00	2209.00	2184.00	2183.00
Indicator value			0.2%	0.2%	0.2%

Licensee Comments: none

Safety System Functional Failures (PWR)



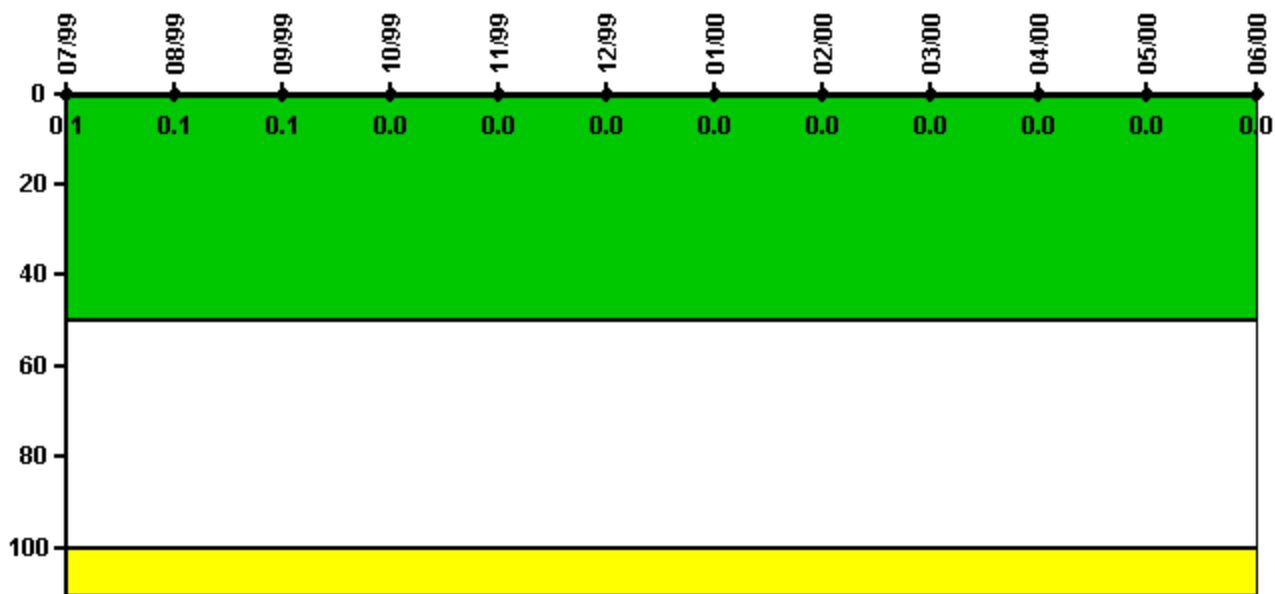
Thresholds: White > 5.0

Notes

Safety System Functional Failures (PWR)	2Q/99	3Q/99	4Q/99	1Q/00	2Q/00
Safety System Functional Failures	0	0	0	0	0
Indicator value	0	0	0	0	0

Licensee Comments: none

Reactor Coolant System Activity



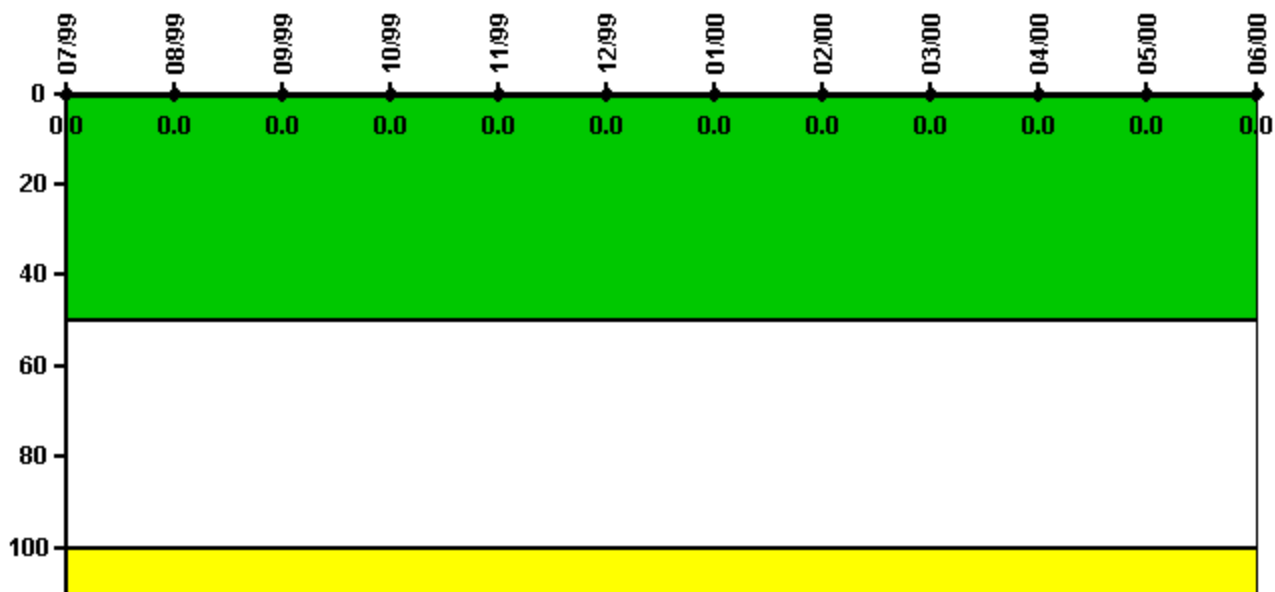
Thresholds: White > 50.0 Yellow > 100.0

Notes

Reactor Coolant System Activity	7/99	8/99	9/99	10/99	11/99	12/99	1/00	2/00	3/00	4/00	5/00	6/00
Maximum activity	0.000527	0.000607	0.000602	0.000039	0.000192	0.000239	0.000219	0.000225	0.000230	0.000278	0.000478	0.000258
Technical specification limit	1.0	1.0	1.0	1.0	1.0	1.0	1.0	1.0	1.0	1.0	1.0	1.0
Indicator value	0.1	0.1	0.1	0	0	0	0	0	0	0	0	0

Licensee Comments: none

Reactor Coolant System Leakage



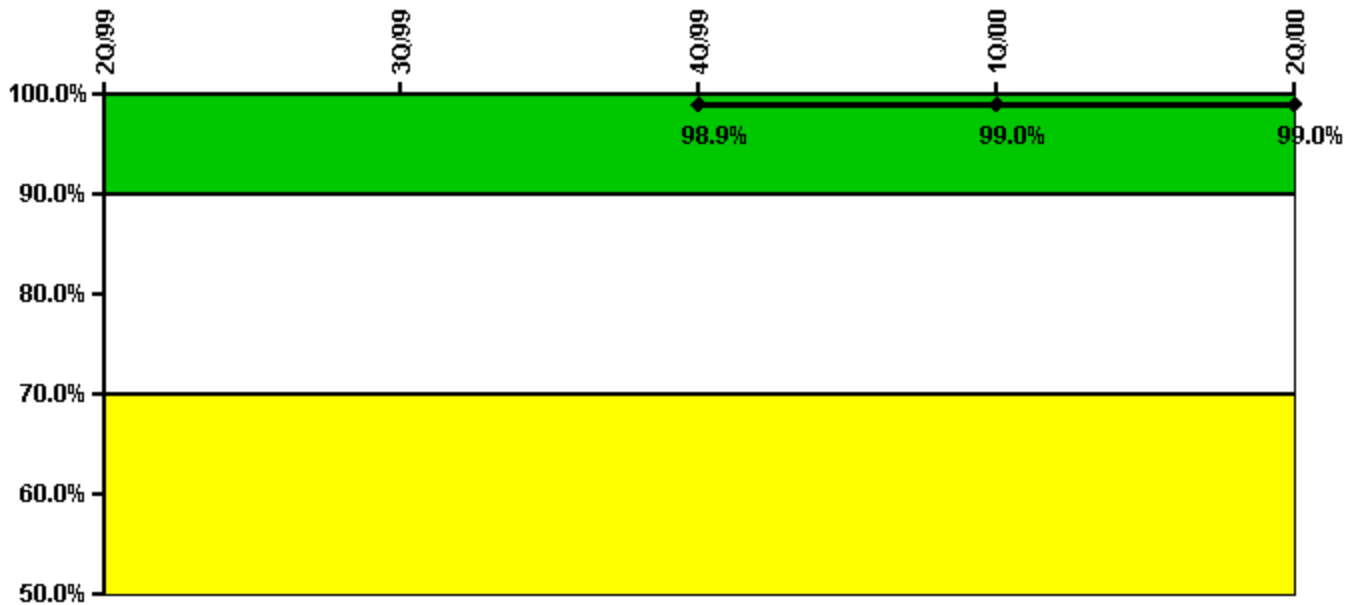
Thresholds: White > 50.0 Yellow > 100.0

Notes

Reactor Coolant System Leakage	7/99	8/99	9/99	10/99	11/99	12/99	1/00	2/00	3/00	4/00	5/00	6/00
Maximum leakage	0	0	0	0	0	0	0	0	0	0	0	0
Technical specification limit	10.0	10.0	10.0	10.0	10.0	10.0	10.0	10.0	10.0	10.0	10.0	10.0
Indicator value	0	0	0	0	0	0	0	0	0	0	0	0

Licensee Comments: none

Drill/Exercise Performance



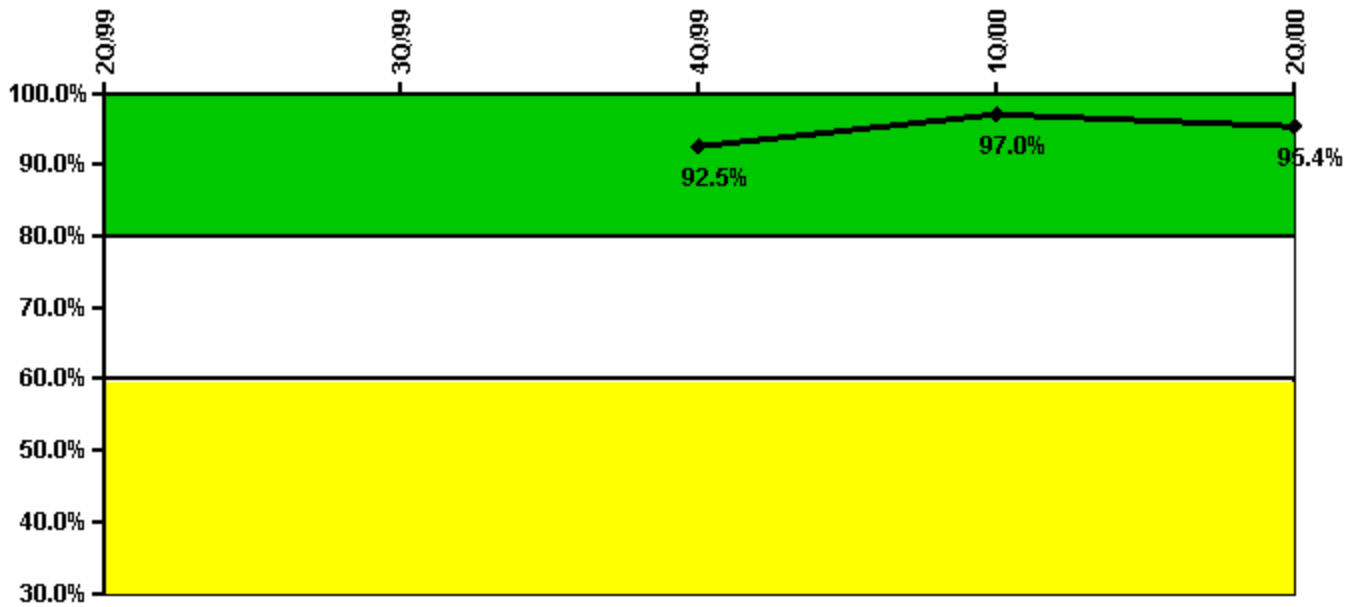
Thresholds: White < 90.0% Yellow < 70.0%

Notes

Drill/Exercise Performance	2Q/99	3Q/99	4Q/99	1Q/00	2Q/00
Successful opportunities	94.0	10.0	0	28.0	7.0
Total opportunities	95.0	10.0	0	28.0	8.0
Indicator value			98.9%	99.0%	99.0%

Licensee Comments: none

ERO Drill Participation



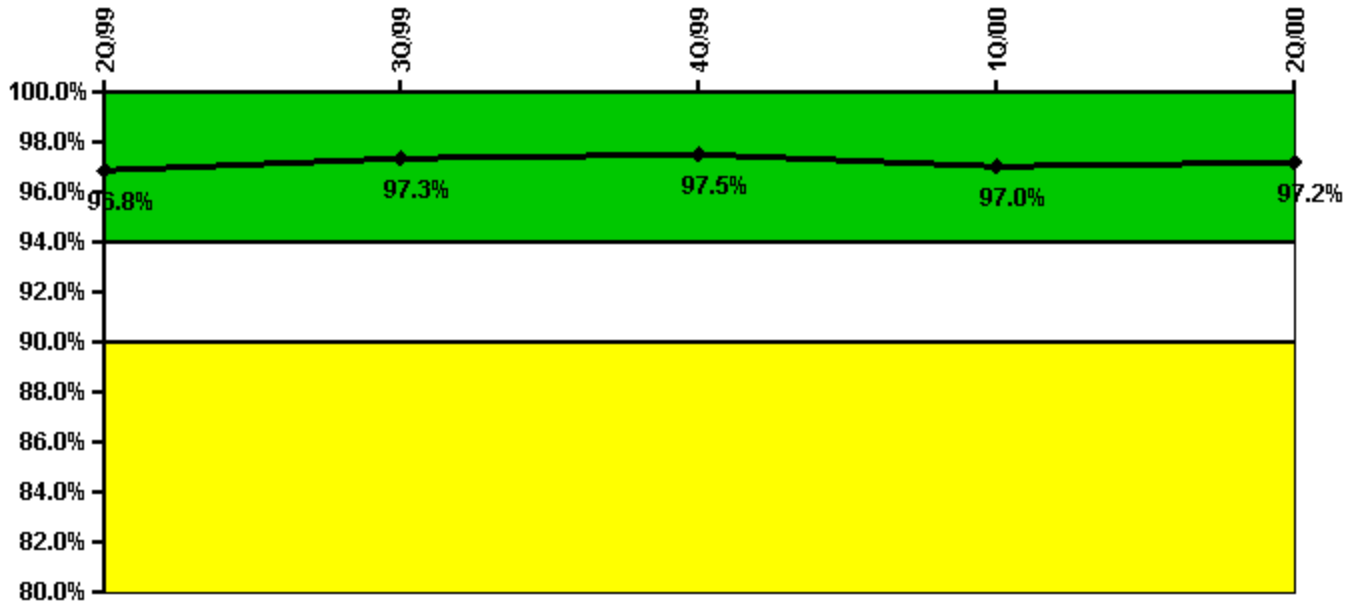
Thresholds: White < 80.0% Yellow < 60.0%

Notes

ERO Drill Participation	2Q/99	3Q/99	4Q/99	1Q/00	2Q/00
Participating Key personnel			62.0	65.0	62.0
Total Key personnel			67.0	67.0	65.0
Indicator value			92.5%	97.0%	95.4%

Licensee Comments: none

Alert & Notification System



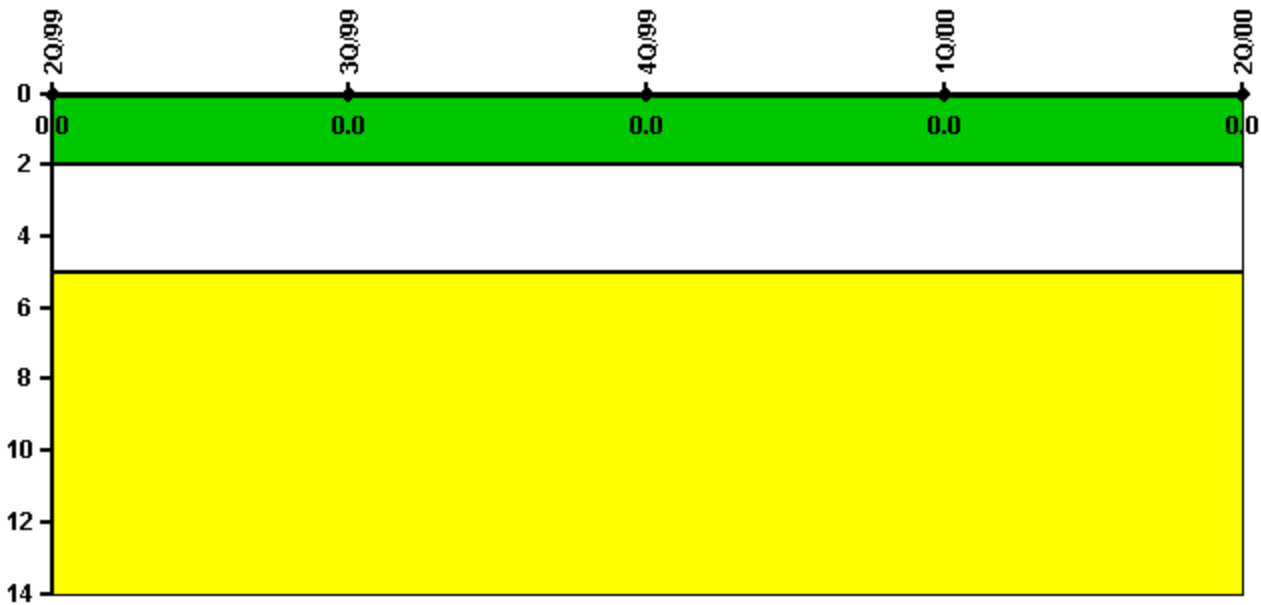
Thresholds: White < 94.0% Yellow < 90.0%

Notes

Alert & Notification System	2Q/99	3Q/99	4Q/99	1Q/00	2Q/00
Successful siren-tests	192	196	191	189	194
Total sirens-tests	198	198	198	198	198
Indicator value	96.8%	97.3%	97.5%	97.0%	97.2%

Licensee Comments: none

Occupational Exposure Control Effectiveness



Thresholds: White > 2.0 Yellow > 5.0

Notes

Occupational Exposure Control Effectiveness	2Q/99	3Q/99	4Q/99	1Q/00	2Q/00
High radiation area occurrences	0	0	0	0	0
Very high radiation area occurrences	0	0	0	0	0
Unintended exposure occurrences	0	0	0	0	0
Indicator value	0	0	0	0	0

Licensee Comments: none

RETS/ODCM Radiological Effluent



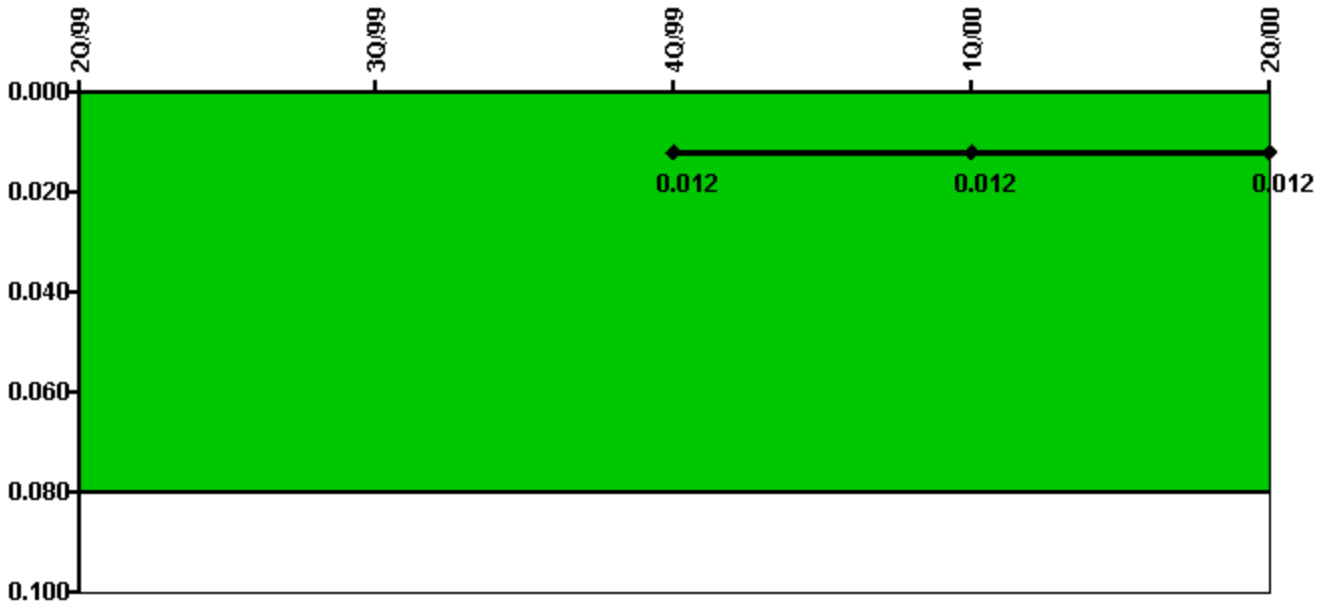
Thresholds: White > 1.0 Yellow > 3.0

Notes

RETS/ODCM Radiological Effluent	2Q/99	3Q/99	4Q/99	1Q/00	2Q/00
RETS/ODCM occurrences	0	0	0	0	0
Indicator value	0	0	0	0	0

Licensee Comments: none

Protected Area Security Performance Index



Thresholds: White > 0.080

Notes

Protected Area Security Performance Index	2Q/99	3Q/99	4Q/99	1Q/00	2Q/00
IDS compensatory hours	88.80	63.70	104.10	103.10	73.70
CCTV compensatory hours	0.5	0.6	56.1	8.3	8.3
IDS normalization factor	2.15	2.15	2.15	2.15	2.15
CCTV normalization factor	1.5	1.5	1.5	1.5	1.5
Index Value			0.012	0.012	0.012

Licensee Comments:

2Q/00: Minor changes due to internal review - NO CHANGE IN INDICATOR COLOR

1Q/00: Minor changes due to internal review - NO CHANGE IN INDICATOR COLOR

3Q/99: Minor changes due to internal review - NO CHANGE IN INDICATOR COLOR

1Q/99: Minor changes due to internal review - NO CHANGE IN INDICATOR COLOR

Personnel Screening Program



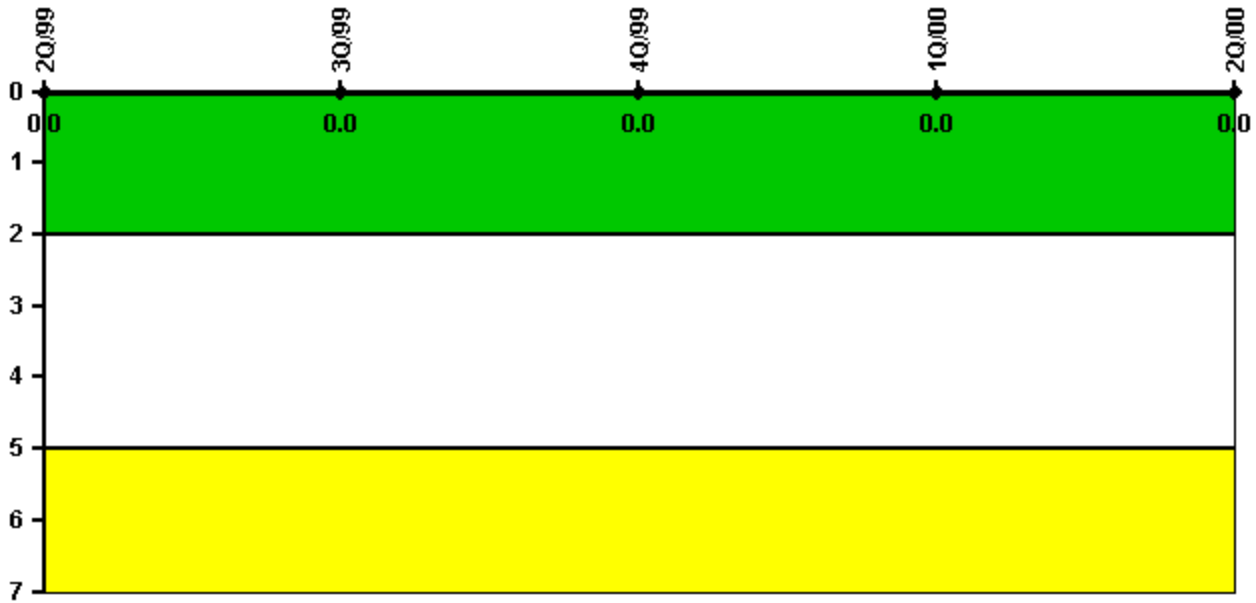
Thresholds: White > 2.0 Yellow > 5.0

Notes

Personnel Screening Program	2Q/99	3Q/99	4Q/99	1Q/00	2Q/00
Program failures	0	0	0	0	0
Indicator value	0	0	0	0	0

Licensee Comments: none

FFD/Personnel Reliability



Thresholds: White > 2.0 Yellow > 5.0

Notes

FFD/Personnel Reliability	2Q/99	3Q/99	4Q/99	1Q/00	2Q/00
Program Failures	0	0	0	0	0
Indicator value	0	0	0	0	0

Licensee Comments: none

[▲ PI Summary](#) | [Inspection Findings Summary](#) | [Reactor Oversight Process](#)

Last Modified: April 1, 2002