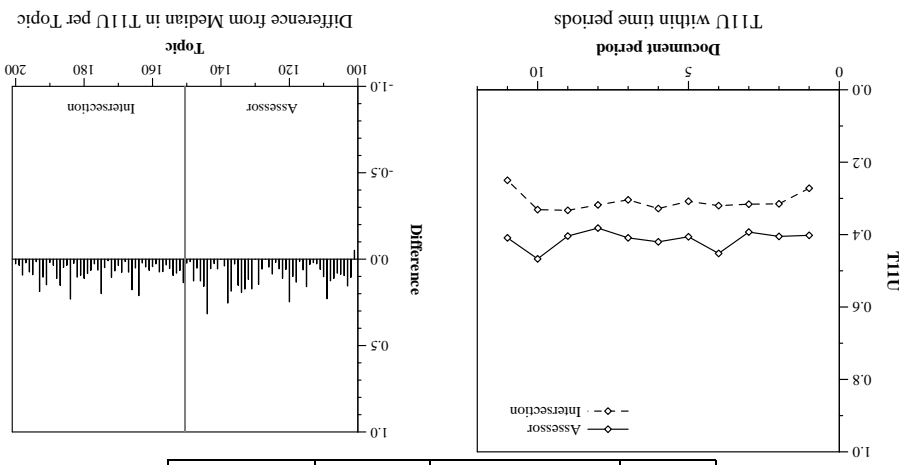


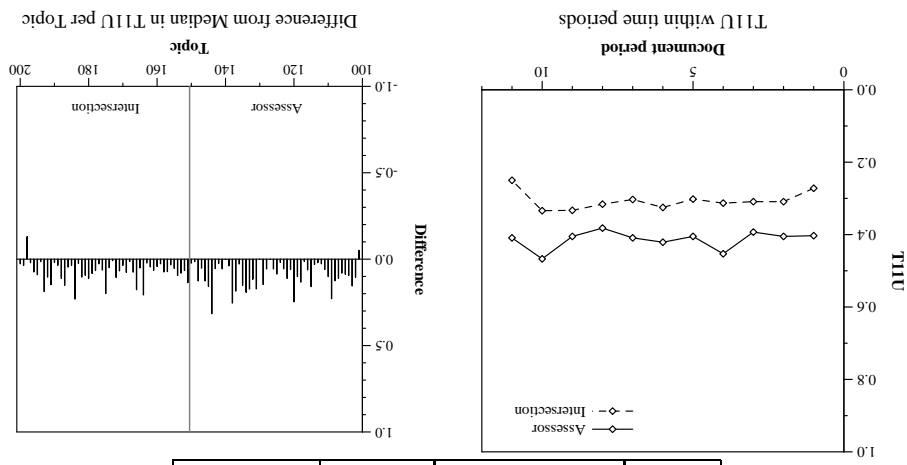
Summary Statistics			
Run ID:	ICTAdafT11Ua		
Subtask:	adaptive		
Resources used:	none		
Optimized for:	T11U		
Topic type:	Assessor	Intersection	50
Retrieved:	3364	2134	398
Rel-ret:	0.475	0.427	0.335
Mean T11U	0.355	0.061	0.330
Mean T11F	0.355	0.039	0.330
Mean Set Recall	0.505	0.115	0.330
Mean Set Precision	0.505	0.115	0.330
Zero returns	0	0	4

T11U within time periods			
Period	Doc Range	Assessor	Intersection
1	86968 - 158951	0.402	0.272
2	158952 - 226929	0.405	0.315
3	226930 - 282799	0.393	0.316
4	282800 - 349081	0.452	0.320
5	349082 - 412613	0.406	0.308
6	412614 - 477886	0.420	0.328
7	477887 - 552759	0.409	0.304
8	552760 - 628903	0.382	0.318
9	628904 - 697981	0.404	0.333
10	697982 - 771567	0.467	0.331
11	771568 - 810597	0.409	0.250



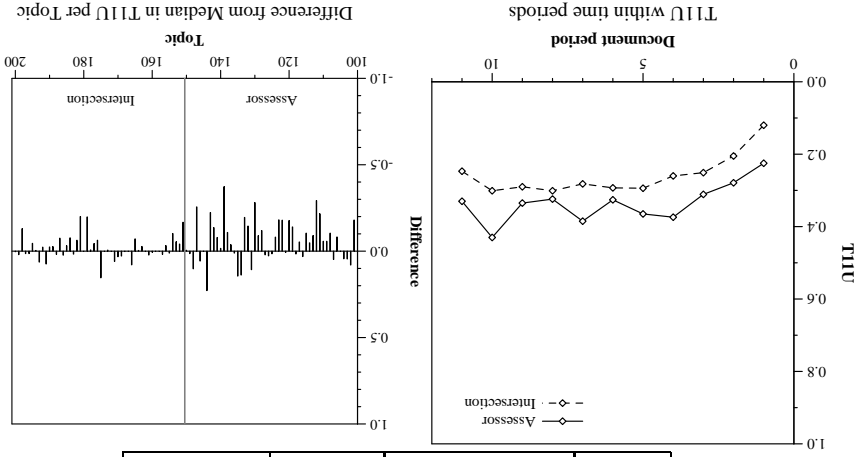
Summary Statistics			
Run ID:	ICTAdafT11Ub		
Subtask:	adaptive		
Resources used:	none		
Optimized for:	T11U		
Topic type:	Assessor	Intersection	50
Retrieved:	3372	2143	400
Rel-ret:	0.475	0.428	0.330
Mean T11U	0.356	0.062	0.330
Mean T11F	0.356	0.041	0.330
Mean Set Recall	0.506	0.115	0.330
Mean Set Precision	0.506	0.115	0.330
Zero returns	0	0	4

T11U within time periods			
Period	Doc Range	Assessor	Intersection
1	86968 - 158951	0.403	0.272
2	158952 - 226929	0.405	0.309
3	226930 - 282799	0.393	0.309
4	282800 - 349081	0.453	0.313
5	349082 - 412613	0.405	0.302
6	412614 - 477886	0.421	0.325
7	477887 - 552759	0.409	0.303
8	552760 - 628903	0.382	0.316
9	628904 - 697981	0.405	0.333
10	697982 - 771567	0.467	0.334
11	771568 - 810597	0.409	0.250



Summary Statistics			
Run ID:	ICTAdafT11Ud	Subtask:	adaptive
Resources used:	none	Optimized for:	T11U
Topic type:	Assessor	Number of Topics:	50
Retrieved:	4302	Rel-ret:	1958
Mean T11U	0.321	Mean T11F	0.306
Mean Set Recall	0.350	Mean Set Precision	0.321
Zero returns	0		0

T11U within time periods			
Period	Doc Range	Assessor	Intersection
1	86968 - 158951	0.225	0.120
2	158952 - 226929	0.279	0.205
3	226930 - 282799	0.311	0.251
4	282800 - 349081	0.374	0.260
5	349082 - 412613	0.365	0.294
6	412614 - 477886	0.326	0.293
7	477887 - 552759	0.385	0.282
8	552760 - 628903	0.324	0.301
9	628904 - 697981	0.335	0.290
10	697982 - 771567	0.430	0.301
11	771568 - 810597	0.330	0.247



Summary Statistics			
Run ID:	ICTAdafT11Uc	Subtask:	adaptive
Resources used:	none	Optimized for:	T11U
Topic type:	Assessor	Number of Topics:	50
Retrieved:	3412	Rel-ret:	2148
Mean T11U	0.471	Mean T11F	0.422
Mean Set Recall	0.361	Mean Set Precision	0.498
Zero returns	0		4

T11U within time periods			
Period	Doc Range	Assessor	Intersection
1	86968 - 158951	0.401	0.272
2	158952 - 226929	0.407	0.315
3	226930 - 282799	0.387	0.316
4	282800 - 349081	0.438	0.320
5	349082 - 412613	0.408	0.308
6	412614 - 477886	0.416	0.328
7	477887 - 552759	0.410	0.304
8	552760 - 628903	0.382	0.318
9	628904 - 697981	0.382	0.333
10	697982 - 771567	0.468	0.331
11	771568 - 810597	0.398	0.250

