

APPENDIX 2 : SAR Measurement data

1. Evaluation procedure

The evaluation was performed with the following procedure:

Step 1: Measurement of the E-field at a fixed location above the ear point or central position of flat phantom was used as a reference value for assessing the power drop.

Step 2: The SAR distribution at the exposed side of head or body position was measured at a distance of each device from the inner surface of the shell. The area covered the entire dimension of the antenna of EUT and the horizontal grid spacing was 20 mm x 20 mm . Based on these data, the area of the maximum absorption was determined by spline interpolation.

Step 3: Around this point found in the Step 2 (area scan) , a volume of 30mm x 30mm x 30mm was assessed by measuring 7 x 7 x 7 points. And for any secondary peaks found in the Step2 which are within 2dB of maximum peak and not with this Step3 (Zoom scan) is repeated. On the basis of this data set, the spatial peak SAR value was evaluated under the following procedure:

- (1). The data at the surface were extrapolated, since the center of the dipoles is 1mm away from the tip of the probe and the distance between the surface and the lowest measuring point is 1.3 mm. The extrapolation was based on a least square algorithm [4]. A polynomial of the fourth order was calculated through the points in z-axes. This polynomial was then used to evaluate the points between the surface and the probe tip.
- (2). The maximum interpolated value was searched with a straightforward algorithm. Around this maximum the SAR values averaged over the spatial volumes (1 g or 10 g) were computed by the 3D-Spline interpolation algorithm. The 3D-Spline is composed of three one-dimensional splines with the "Not a knot"-condition (in x, y and z-directions) [4], [5]. The volume was integrated with the trapezoidal-algorithm. One thousand points (10 x 10 x 10) were interpolated to calculate the average.
- (3). All neighboring volumes were evaluated until no neighboring volume with a higher average value was found.

Step 4: Re-measurement of the E-field at the same location as in Step 1.

2. Measurement data (GSM 850)

PV250 / Left Head Cheek position / GSM / 190 ch(836.6MHz)

Crestfactor: 8.3

Medium: HSL900 Medium parameters used: $f = 835$ MHz; $\sigma = 0.88$ mho/m; $\epsilon_r = 42.3$; $\rho = 1000$ kg/m³

Phantom section: Left Section

DASY4 Configuration:

- Probe: EX3DV4 - SN3540; ConvF(10.07, 10.07, 10.07); Calibrated: 2007/01/19

- Sensor-Surface: 2mm (Mechanical Surface Detection)

- Phantom: SAM 1196

- Measurement SW: DASY4, V4.6 Build 23; Postprocessing SW: SEMCAD, V1.8 Build 160

Area Scan (61x61x1): Measurement grid: dx=15mm, dy=15mm

Maximum value of SAR (interpolated) = 0.612 mW/g

Zoom Scan (7x7x7)/Cube 0: Measurement grid: dx=5mm, dy=5mm, dz=5mm

Reference Value = 16.7 V/m; Power Drift = 0.133 dB

Peak SAR (extrapolated) = 0.671 W/kg


SAR(1 g) = 0.548 mW/g; SAR(10 g) = 0.406 mW/g

Maximum value of SAR (measured) = 0.623 mW/g

Test Date = 06/05/07

Ambient Temperature = 24.6 degree.c

Liquid Temperature = Before 24.4 degree.C , After 24.4degree.C



UL Japan, Inc.

Head Office EMC Lab.

4383-326 Asama-cho, Ise-shi, Mie-ken 516-0021 JAPAN

Telephone: +81 596 24 8116

Facsimile: +81 596 24 8124

PV250 / Left Head Tilt position / GSM / 190 ch(836.6MHz)

Crestfactor: 8.3

Medium: HSL900 Medium parameters used: $f = 835 \text{ MHz}$; $\sigma = 0.88 \text{ mho/m}$; $\epsilon_r = 42.3$; $\rho = 1000 \text{ kg/m}^3$

Phantom section: Left Section

DASY4 Configuration:

- Probe: EX3DV4 - SN3540; ConvF(10.07, 10.07, 10.07); Calibrated: 2007/01/19

- Sensor-Surface: 2mm (Mechanical Surface Detection)

- Phantom: SAM 1196

- Measurement SW: DASY4, V4.6 Build 23; Postprocessing SW: SEMCAD, V1.8 Build 160

Area Scan (71x71x1): Measurement grid: $dx=15\text{mm}$, $dy=15\text{mm}$

Maximum value of SAR (interpolated) = 0.319 mW/g

Zoom Scan (7x7x7)/Cube 0: Measurement grid: $dx=5\text{mm}$, $dy=5\text{mm}$, $dz=5\text{mm}$

Reference Value = 16.7 V/m; Power Drift = 0.209 dB

Peak SAR (extrapolated) = 0.359 W/kg

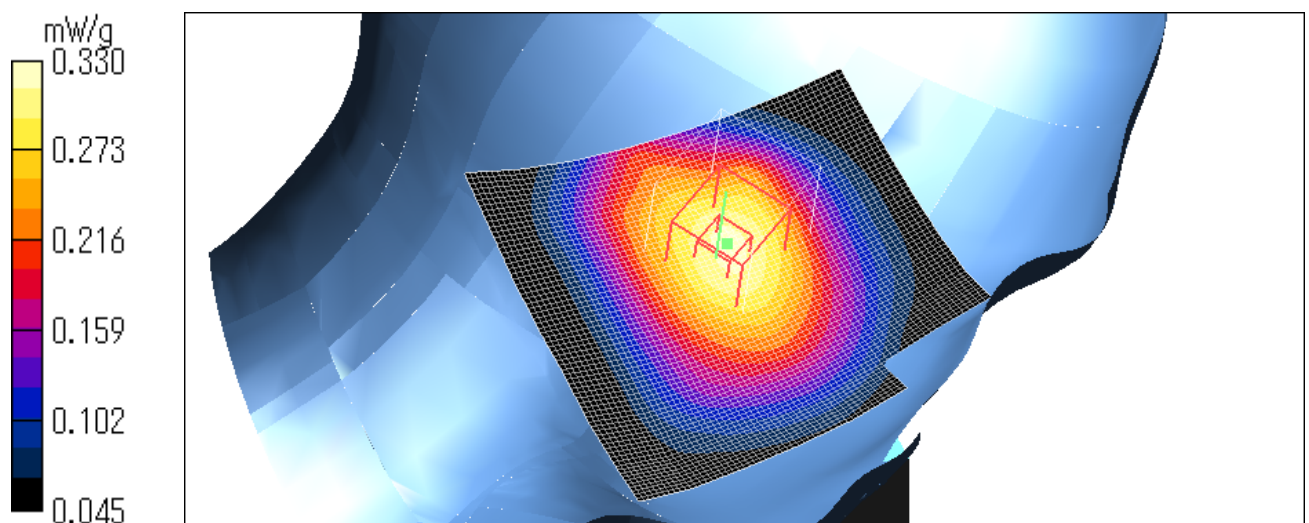
SAR(1 g) = 0.284 mW/g; SAR(10 g) = 0.210 mW/g

Maximum value of SAR (measured) = 0.330 mW/g

Test Date = 06/05/07

Ambient Temperature = 24.6 degree.c

Liquid Temperature = Before 24.3 degree.C , After 24.3 degree.C



UL Japan, Inc.

Head Office EMC Lab.

4383-326 Asama-cho, Ise-shi, Mie-ken 516-0021 JAPAN

Telephone: +81 596 24 8116

Facsimile: +81 596 24 8124

PV250 / Right Head Cheek position / GSM / 190 ch(836.6MHz)

Crestfactor: 8.3

Medium: HSL900 Medium parameters used: $f = 835$ MHz; $\sigma = 0.88$ mho/m; $\epsilon_r = 42.3$; $\rho = 1000$ kg/m³

Phantom section: Right Section

DASY4 Configuration:

- Probe: EX3DV4 - SN3540; ConvF(10.07, 10.07, 10.07); Calibrated: 2007/01/19

- Sensor-Surface: 2mm (Mechanical Surface Detection)

- Phantom: SAM 1196

- Measurement SW: DASY4, V4.6 Build 23; Postprocessing SW: SEMCAD, V1.8 Build 160

Area Scan (71x71x1): Measurement grid: dx=15mm, dy=15mm

Maximum value of SAR (interpolated) = 0.784 mW/g

Zoom Scan (7x7x7)/Cube 0: Measurement grid: dx=5mm, dy=5mm, dz=5mm

Reference Value = 18.3 V/m; Power Drift = -0.096 dB

Peak SAR (extrapolated) = 0.847 W/kg

SAR(1 g) = 0.674 mW/g; SAR(10 g) = 0.506 mW/g

Maximum value of SAR (measured) = 0.776 mW/g

Zoom Scan (7x7x7)/Cube 1: Measurement grid: dx=5mm, dy=5mm, dz=5mm

Reference Value = 18.3 V/m; Power Drift = -0.096 dB

Peak SAR (extrapolated) = 0.754 W/kg

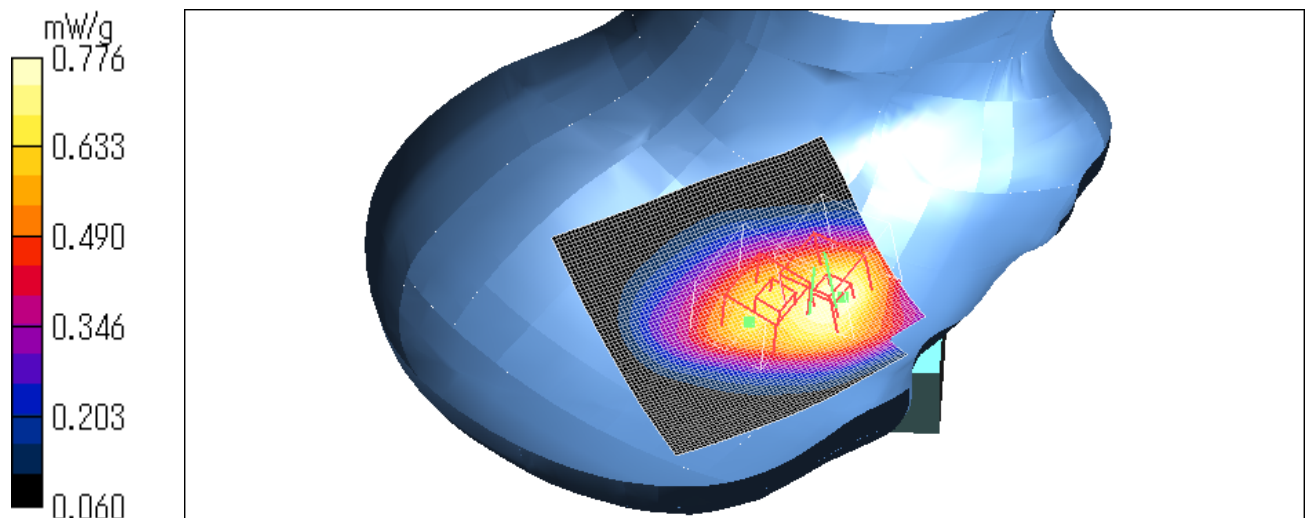
SAR(1 g) = 0.602 mW/g; SAR(10 g) = 0.446 mW/g

Maximum value of SAR (measured) = 0.719 mW/g

Test Date = 06/05/07

Ambient Temperature = 24.6 degree.c

Liquid Temperature = Before 24.4 degree.C , After 24.4degree.C



UL Japan, Inc.

Head Office EMC Lab.

4383-326 Asama-cho, Ise-shi, Mie-ken 516-0021 JAPAN

Telephone: +81 596 24 8116

Facsimile: +81 596 24 8124

PV250 / Right Head Tilt position / GSM / 190 ch(836.6MHz)

Crestfactor: 8.3

Medium: HSL900 Medium parameters used: $f = 835 \text{ MHz}$; $\sigma = 0.88 \text{ mho/m}$; $\epsilon_r = 42.3$; $\rho = 1000 \text{ kg/m}^3$

Phantom section: Right Section

DASY4 Configuration:

- Probe: EX3DV4 - SN3540; ConvF(10.07, 10.07, 10.07); Calibrated: 2007/01/19

- Sensor-Surface: 2mm (Mechanical Surface Detection)

- Phantom: SAM 1196

- Measurement SW: DASY4, V4.6 Build 23; Postprocessing SW: SEMCAD, V1.8 Build 160

Area Scan (61x61x1): Measurement grid: $dx=15\text{mm}$, $dy=15\text{mm}$

Maximum value of SAR (interpolated) = 0.589 mW/g

Zoom Scan (7x7x7)/Cube 0: Measurement grid: $dx=5\text{mm}$, $dy=5\text{mm}$, $dz=5\text{mm}$

Reference Value = 22.9 V/m; Power Drift = 0.170 dB

Peak SAR (extrapolated) = 0.626 W/kg

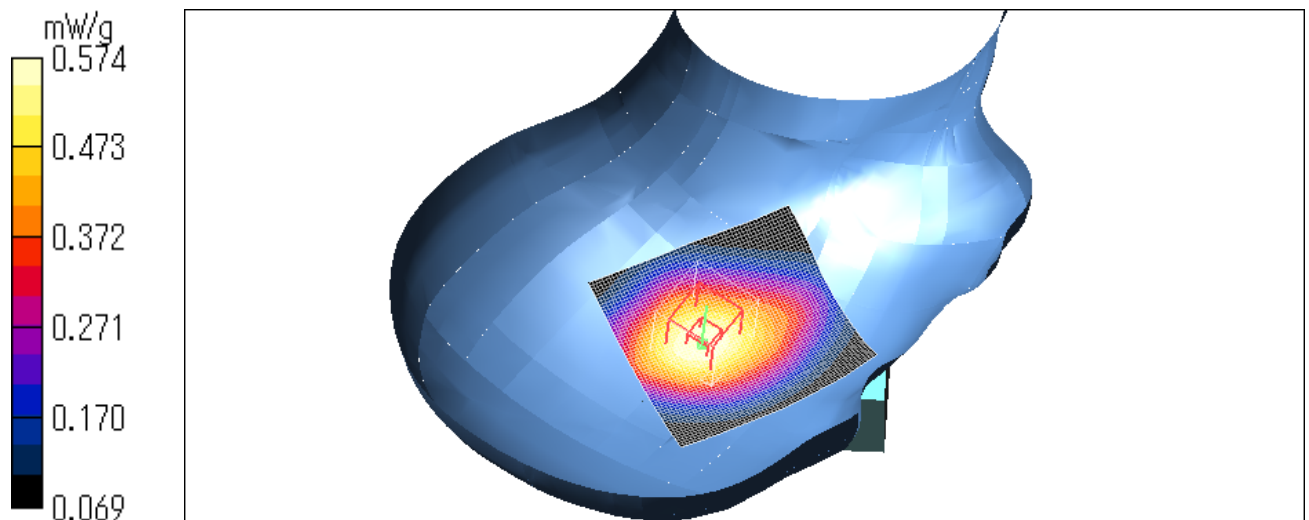
SAR(1 g) = 0.498 mW/g; SAR(10 g) = 0.373 mW/g

Maximum value of SAR (measured) = 0.574 mW/g

Test Date = 06/05/07

Ambient Temperature = 24.6 degree.c

Liquid Temperature = Before 24.3 degree.C , After 24.3 degree.C



UL Japan, Inc.

Head Office EMC Lab.

4383-326 Asama-cho, Ise-shi, Mie-ken 516-0021 JAPAN

Telephone: +81 596 24 8116

Facsimile: +81 596 24 8124

PV250 / Right Head Cheek position / GSM / 125 ch(824.2MHz)

Crestfactor: 8.3

Medium: HSL900 Medium parameters used: $f = 835 \text{ MHz}$; $\sigma = 0.88 \text{ mho/m}$; $\epsilon_r = 42.3$; $\rho = 1000 \text{ kg/m}^3$

Phantom section: Right Section

DASY4 Configuration:

- Probe: EX3DV4 - SN3540; ConvF(10.07, 10.07, 10.07); Calibrated: 2007/01/19

- Sensor-Surface: 2mm (Mechanical Surface Detection)

- Phantom: SAM 1196

- Measurement SW: DASY4, V4.6 Build 23; Postprocessing SW: SEMCAD, V1.8 Build 160

Area Scan (71x71x1): Measurement grid: $dx=15\text{mm}$, $dy=15\text{mm}$

Maximum value of SAR (interpolated) = 1.04 mW/g

Zoom Scan (7x7x7)/Cube 0: Measurement grid: $dx=5\text{mm}$, $dy=5\text{mm}$, $dz=5\text{mm}$

Reference Value = 18.4 V/m; Power Drift = 0.103 dB

Peak SAR (extrapolated) = 1.14 W/kg

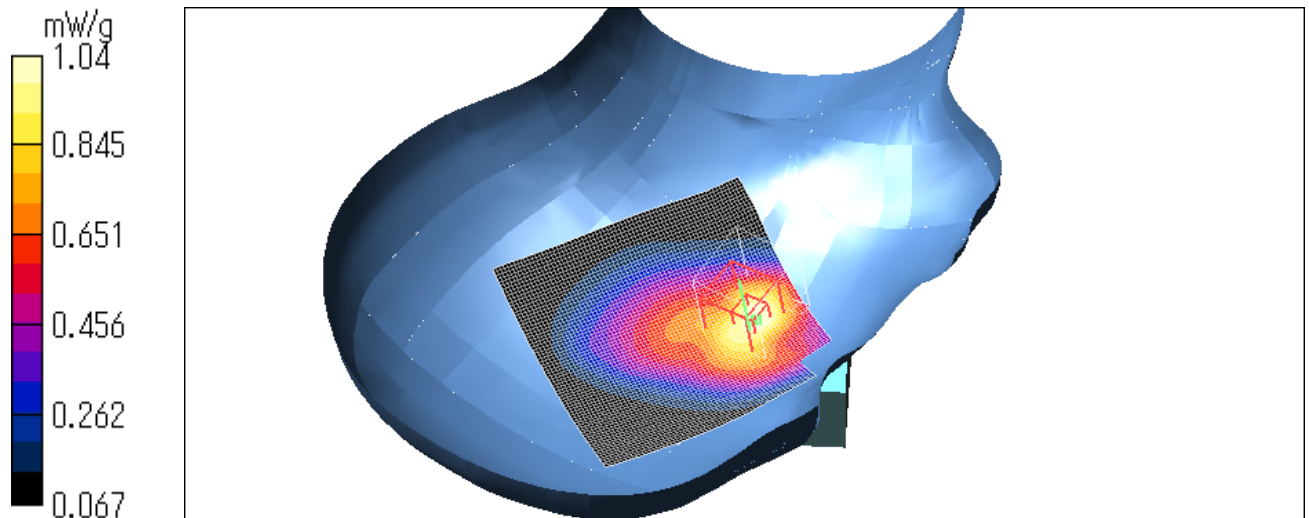
SAR(1 g) = 0.889 mW/g; SAR(10 g) = 0.632 mW/g

Maximum value of SAR (measured) = 1.04 mW/g

Test Date = 06/05/07

Ambient Temperature = 24.6 degree.c

Liquid Temperature = Before 24.3 degree.C , After 24. degree.C



UL Japan, Inc.

Head Office EMC Lab.

4383-326 Asama-cho, Ise-shi, Mie-ken 516-0021 JAPAN

Telephone: +81 596 24 8116

Facsimile: +81 596 24 8124

PV250 / Right Head Cheek position / GSM / 251 ch(848.8MHz)

Crestfactor: 8.3

Medium: HSL900 Medium parameters used: $f = 835 \text{ MHz}$; $\sigma = 0.88 \text{ mho/m}$; $\epsilon_r = 42.3$; $\rho = 1000 \text{ kg/m}^3$

Phantom section: Right Section

DASY4 Configuration:

- Probe: EX3DV4 - SN3540; ConvF(10.07, 10.07, 10.07); Calibrated: 2007/01/19

- Sensor-Surface: 2mm (Mechanical Surface Detection)

- Phantom: SAM 1196

- Measurement SW: DASY4, V4.6 Build 23; Postprocessing SW: SEMCAD, V1.8 Build 160

Area Scan (71x71x1): Measurement grid: $dx=15\text{mm}$, $dy=15\text{mm}$

Maximum value of SAR (interpolated) = 0.633 mW/g

Zoom Scan (7x7x7)/Cube 0: Measurement grid: $dx=5\text{mm}$, $dy=5\text{mm}$, $dz=5\text{mm}$

Reference Value = 20.5 V/m; Power Drift = -0.126 dB

Peak SAR (extrapolated) = 0.748 W/kg

SAR(1 g) = 0.552 mW/g; SAR(10 g) = 0.401 mW/g

Maximum value of SAR (measured) = 0.661 mW/g

Zoom Scan (7x7x7)/Cube 1: Measurement grid: $dx=5\text{mm}$, $dy=5\text{mm}$, $dz=5\text{mm}$

Reference Value = 20.5 V/m; Power Drift = -0.126 dB

Peak SAR (extrapolated) = 0.624 W/kg

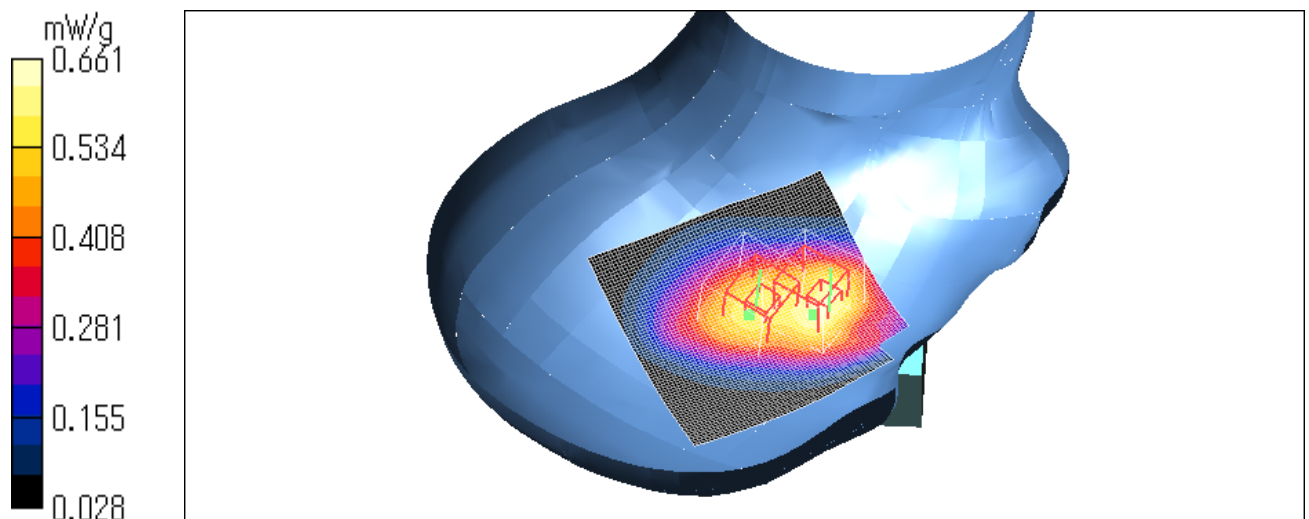
SAR(1 g) = 0.509 mW/g; SAR(10 g) = 0.385 mW/g

Maximum value of SAR (measured) = 0.579 mW/g

Test Date = 06/05/07

Ambient Temperature = 24.6 degree.c

Liquid Temperature = Before 24.4 degree.C , After 24.4degree.C



UL Japan, Inc.

Head Office EMC Lab.

4383-326 Asama-cho, Ise-shi, Mie-ken 516-0021 JAPAN

Telephone: +81 596 24 8116

Facsimile: +81 596 24 8124

PV250 / Body / Rear / GSM / 125ch(824.2MHz)

Crest factor: 8.3

Medium: M900 Medium parameters used: $f = 835 \text{ MHz}$; $\sigma = 1.01 \text{ mho/m}$; $\epsilon_r = 53.4$; $\rho = 1000 \text{ kg/m}^3$

Phantom section: Flat Section

DASY4 Configuration:

- Probe: EX3DV4 - SN3540; ConvF(10.06, 10.06, 10.06); Calibrated: 2007/01/19

- Sensor-Surface: 2mm (Mechanical Surface Detection)

- Phantom: SAM 1196

- Measurement SW: DASY4, V4.6 Build 23; Postprocessing SW: SEMCAD, V1.8 Build 160

Area Scan (71x71x1): Measurement grid: $dx=15\text{mm}$, $dy=15\text{mm}$

Maximum value of SAR (interpolated) = 0.596 mW/g

Zoom Scan (7x7x7)/Cube 0: Measurement grid: $dx=5\text{mm}$, $dy=5\text{mm}$, $dz=5\text{mm}$

Reference Value = 22.0 V/m; Power Drift = 0.026 dB

Peak SAR (extrapolated) = 0.762 W/kg

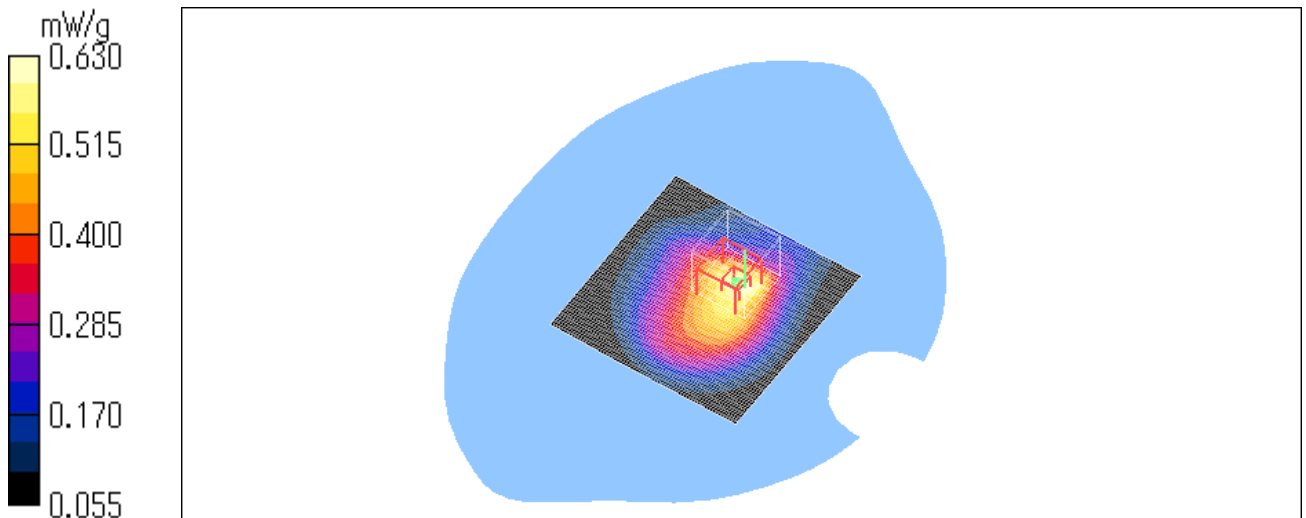
SAR(1 g) = 0.491 mW/g; SAR(10 g) = 0.339 mW/g

Maximum value of SAR (measured) = 0.630 mW/g

Test Date = 06/12/07

Ambient Temperature = 24.5 degree.c

Liquid Temperature = Before 24.4 degree.C , After 24.4degree.C



UL Japan, Inc.

Head Office EMC Lab.

4383-326 Asama-cho, Ise-shi, Mie-ken 516-0021 JAPAN

Telephone: +81 596 24 8116

Facsimile: +81 596 24 8124

PV250 / Body / Rear / GSM / 190ch(836.6MHz)

Crest factor: 8.3

Medium: M900 Medium parameters used: $f = 835 \text{ MHz}$; $\sigma = 1.01 \text{ mho/m}$; $\epsilon_r = 53.4$; $\rho = 1000 \text{ kg/m}^3$

Phantom section: Flat Section

DASY4 Configuration:

- Probe: EX3DV4 - SN3540; ConvF(10.06, 10.06, 10.06); Calibrated: 2007/01/19

- Sensor-Surface: 2mm (Mechanical Surface Detection)

- Phantom: SAM 1196

- Measurement SW: DASY4, V4.6 Build 23; Postprocessing SW: SEMCAD, V1.8 Build 160

Area Scan (71x71x1): Measurement grid: $dx=15\text{mm}$, $dy=15\text{mm}$

Maximum value of SAR (interpolated) = 0.493 mW/g

Zoom Scan (7x7x7)/Cube 0: Measurement grid: $dx=5\text{mm}$, $dy=5\text{mm}$, $dz=5\text{mm}$

Reference Value = 19.6 V/m; Power Drift = 0.031 dB

Peak SAR (extrapolated) = 0.629 W/kg

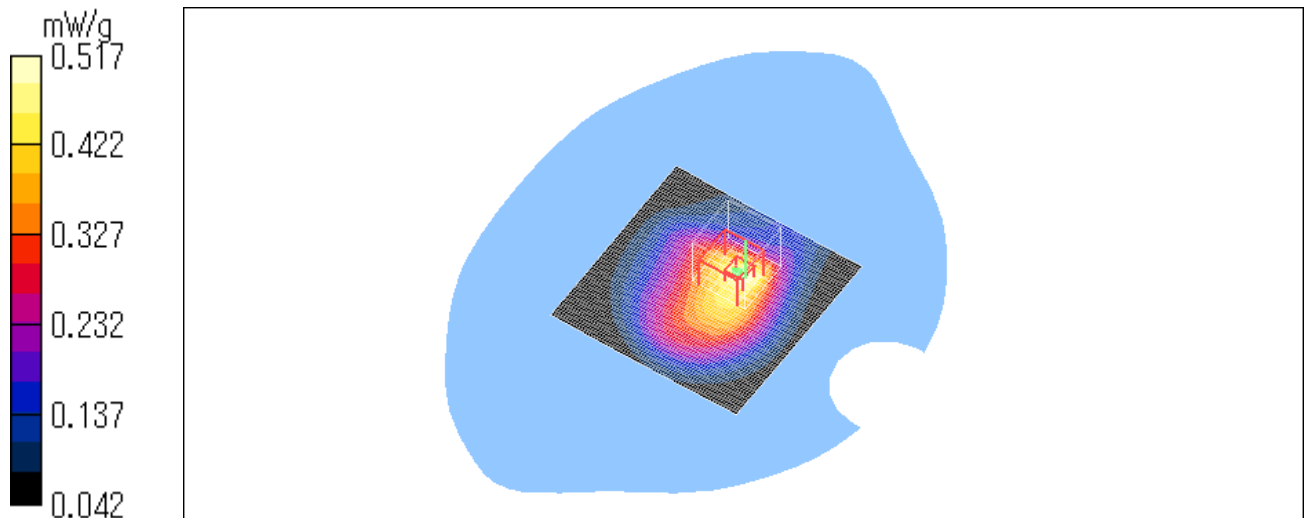
SAR(1 g) = 0.401 mW/g; SAR(10 g) = 0.276 mW/g

Maximum value of SAR (measured) = 0.517 mW/g

Test Date = 06/12/07

Ambient Temperature = 24.5 degree.c

Liquid Temperature = Before 24.4 degree.C , After 24.4degree.C



UL Japan, Inc.

Head Office EMC Lab.

4383-326 Asama-cho, Ise-shi, Mie-ken 516-0021 JAPAN

Telephone: +81 596 24 8116

Facsimile: +81 596 24 8124

PV250 / Body / Rear / GSM / 251ch(848.8MHz)

Crest factor: 8.3

Medium: M900 Medium parameters used: $f = 835 \text{ MHz}$; $\sigma = 1.01 \text{ mho/m}$; $\epsilon_r = 53.4$; $\rho = 1000 \text{ kg/m}^3$

Phantom section: Flat Section

DASY4 Configuration:

- Probe: EX3DV4 - SN3540; ConvF(10.06, 10.06, 10.06); Calibrated: 2007/01/19

- Sensor-Surface: 2mm (Mechanical Surface Detection)

- Phantom: SAM 1196

- Measurement SW: DASY4, V4.6 Build 23; Postprocessing SW: SEMCAD, V1.8 Build 160

Area Scan (71x71x1): Measurement grid: $dx=15\text{mm}$, $dy=15\text{mm}$

Maximum value of SAR (interpolated) = 0.409 mW/g

Zoom Scan (7x7x7)/Cube 0: Measurement grid: $dx=5\text{mm}$, $dy=5\text{mm}$, $dz=5\text{mm}$

Reference Value = 18.5 V/m; Power Drift = 0.068 dB

Peak SAR (extrapolated) = 0.550 W/kg

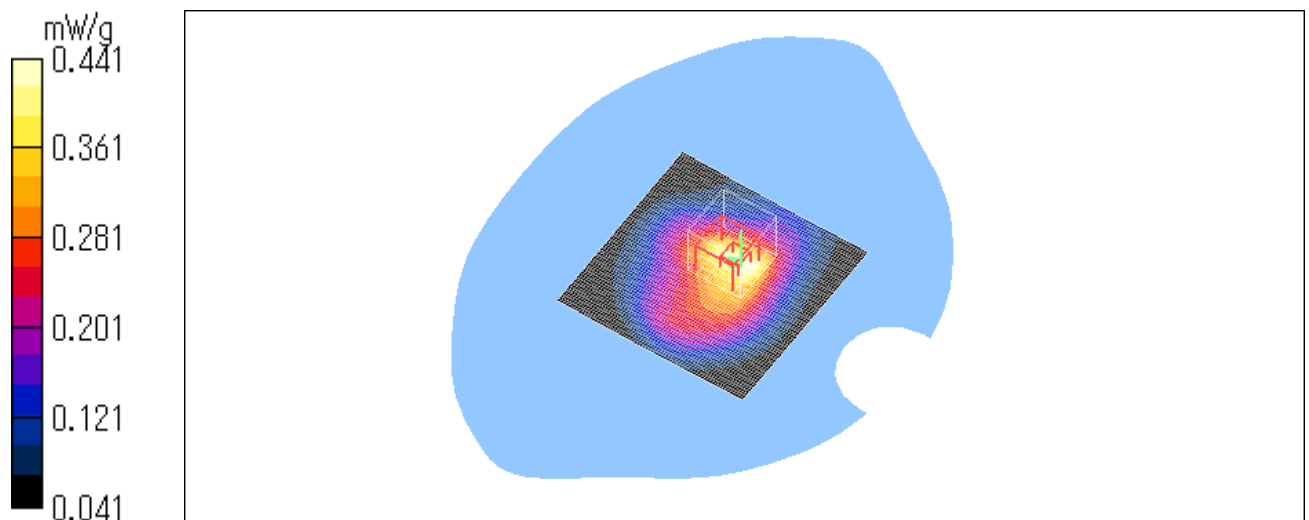
SAR(1 g) = 0.347 mW/g; SAR(10 g) = 0.237 mW/g

Maximum value of SAR (measured) = 0.441 mW/g

Test Date = 06/12/07

Ambient Temperature = 24.5 degree.c

Liquid Temperature = Before 24.4 degree.C , After 24.4degree.C



UL Japan, Inc.

Head Office EMC Lab.

4383-326 Asama-cho, Ise-shi, Mie-ken 516-0021 JAPAN

Telephone: +81 596 24 8116

Facsimile: +81 596 24 8124

PV250 / Body / Rear / GPRS / 125ch(824.2MHz)

Crest factor: 4.2

Medium: M900 Medium parameters used: $f = 835 \text{ MHz}$; $\sigma = 1.01 \text{ mho/m}$; $\epsilon_r = 53.4$; $\rho = 1000 \text{ kg/m}^3$

Phantom section: Flat Section

DASY4 Configuration:

- Probe: EX3DV4 - SN3540; ConvF(10.06, 10.06, 10.06); Calibrated: 2007/01/19

- Sensor-Surface: 2mm (Mechanical Surface Detection)

- Phantom: SAM 1196

- Measurement SW: DASY4, V4.6 Build 23; Postprocessing SW: SEMCAD, V1.8 Build 160

Area Scan (71x71x1): Measurement grid: $dx=15\text{mm}$, $dy=15\text{mm}$

Maximum value of SAR (interpolated) = 1.41 mW/g

Zoom Scan (7x7x7)/Cube 0: Measurement grid: $dx=5\text{mm}$, $dy=5\text{mm}$, $dz=5\text{mm}$

Reference Value = 36.4 V/m; Power Drift = 0.141 dB

Peak SAR (extrapolated) = 1.91 W/kg

SAR(1 g) = 1.32 mW/g; SAR(10 g) = 0.966 mW/g

Maximum value of SAR (measured) = 1.63 mW/g

Zoom Scan (7x7x7)/Cube 1: Measurement grid: $dx=5\text{mm}$, $dy=5\text{mm}$, $dz=5\text{mm}$

Reference Value = 36.4 V/m; Power Drift = 0.141 dB

Peak SAR (extrapolated) = 1.69 W/kg

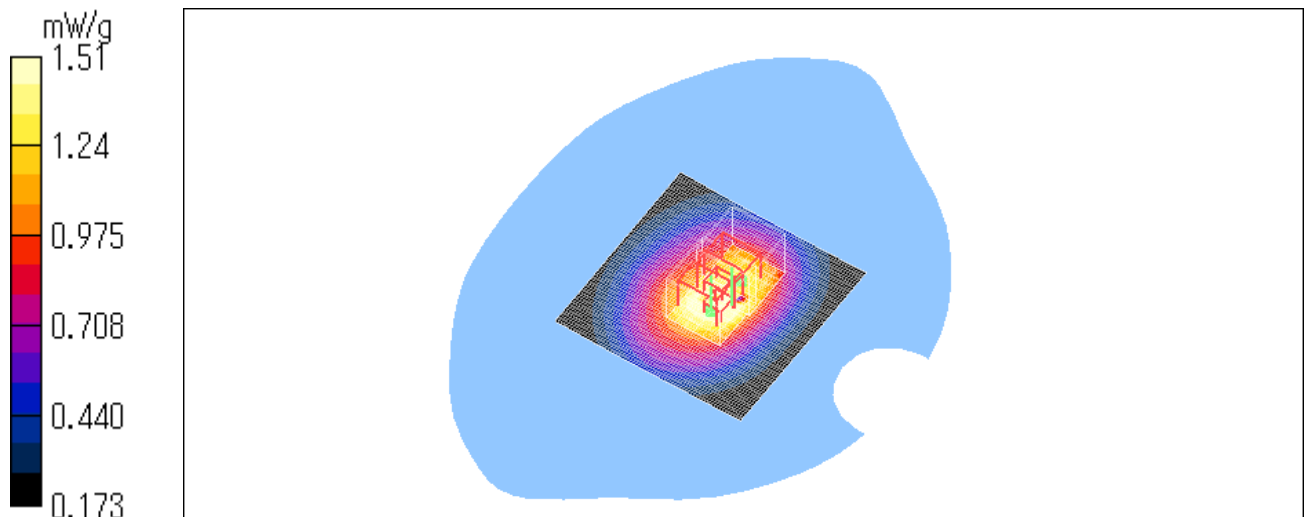
SAR(1 g) = 1.23 mW/g; SAR(10 g) = 0.896 mW/g

Maximum value of SAR (measured) = 1.51 mW/g

Test Date = 06/12/07

Ambient Temperature = 24.5 degree.c

Liquid Temperature = Before 24.4 degree.C , After 24.4degree.C



UL Japan, Inc.

Head Office EMC Lab.

4383-326 Asama-cho, Ise-shi, Mie-ken 516-0021 JAPAN

Telephone: +81 596 24 8116

Facsimile: +81 596 24 8124

Z-axis scan at max SAR location

PV250 / Body / Rear / GPRS / 125ch(824.2MHz)

Crest factor: 4.2

Medium: M900 Medium parameters used: $f = 835 \text{ MHz}$; $\sigma = 1.01 \text{ mho/m}$; $\epsilon_r = 53.4$; $\rho = 1000 \text{ kg/m}^3$

Phantom section: Flat Section

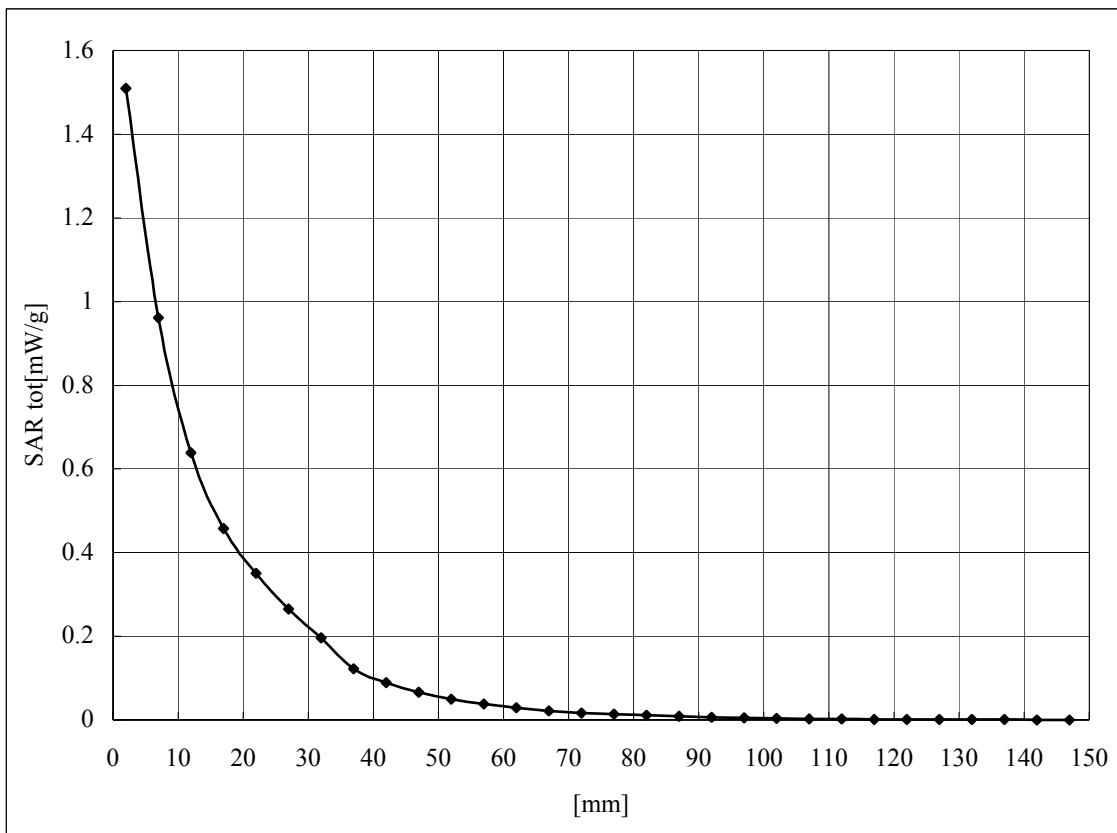
DASY4 Configuration:

- Probe: EX3DV4 - SN3540; ConvF(10.06, 10.06, 10.06); Calibrated: 2007/01/19

- Sensor-Surface: 2mm (Mechanical Surface Detection)

- Phantom: SAM 1196

- Measurement SW: DASY4, V4.6 Build 23; Postprocessing SW: SEMCAD, V1.8 Build 160



UL Japan, Inc.

Head Office EMC Lab.

4383-326 Asama-cho, Ise-shi, Mie-ken 516-0021 JAPAN

Telephone: +81 596 24 8116

Facsimile: +81 596 24 8124

PV250 / Body / Rear / GPRS / 190ch(836.6MHz)

Crest factor: 4.2

Medium: M900 Medium parameters used: $f = 835 \text{ MHz}$; $\sigma = 1.01 \text{ mho/m}$; $\epsilon_r = 53.4$; $\rho = 1000 \text{ kg/m}^3$

Phantom section: Flat Section

DASY4 Configuration:

- Probe: EX3DV4 - SN3540; ConvF(10.06, 10.06, 10.06); Calibrated: 2007/01/19

- Sensor-Surface: 2mm (Mechanical Surface Detection)

- Phantom: SAM 1196

- Measurement SW: DASY4, V4.6 Build 23; Postprocessing SW: SEMCAD, V1.8 Build 160

Area Scan (71x71x1): Measurement grid: $dx=15\text{mm}$, $dy=15\text{mm}$

Maximum value of SAR (interpolated) = 1.15 mW/g

Zoom Scan (7x7x7)/Cube 0: Measurement grid: $dx=5\text{mm}$, $dy=5\text{mm}$, $dz=5\text{mm}$

Reference Value = 31.5 V/m; Power Drift = 0.093 dB

Peak SAR (extrapolated) = 1.35 W/kg

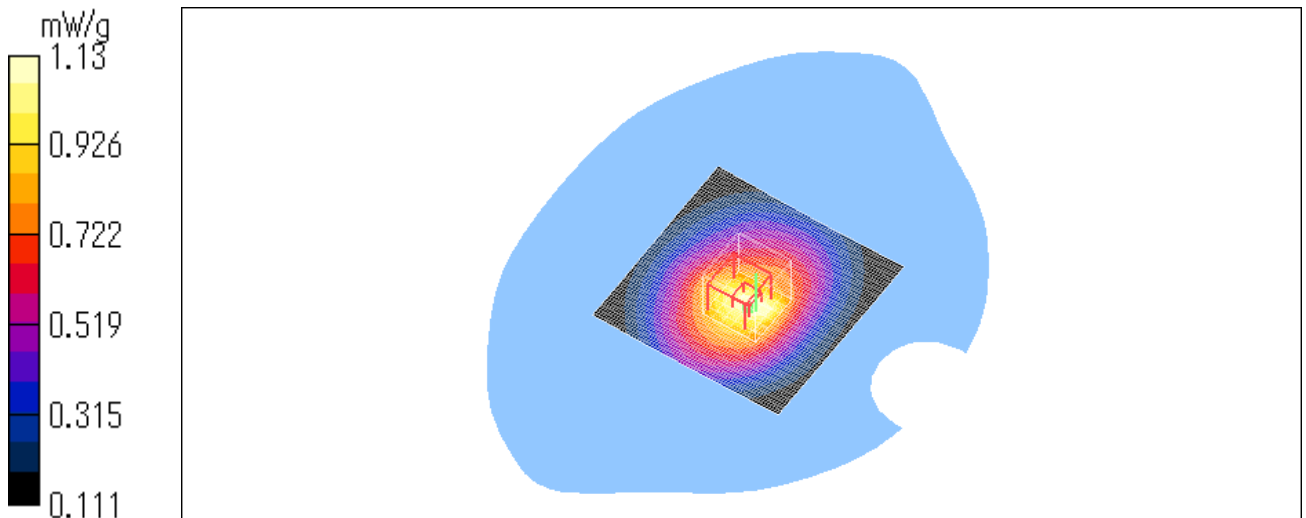
SAR(1 g) = 0.933 mW/g; SAR(10 g) = 0.666 mW/g

Maximum value of SAR (measured) = 1.13 mW/g

Test Date = 06/12/07

Ambient Temperature = 24.5 degree.c

Liquid Temperature = Before 24.4 degree.C , After 24.4degree.C



UL Japan, Inc.

Head Office EMC Lab.

4383-326 Asama-cho, Ise-shi, Mie-ken 516-0021 JAPAN

Telephone: +81 596 24 8116

Facsimile: +81 596 24 8124

PV250 / Body / Rear / GPRS / 251ch(848.8MHz)

Crest factor: 4.2

Medium: M900 Medium parameters used: $f = 835 \text{ MHz}$; $\sigma = 1.01 \text{ mho/m}$; $\epsilon_r = 53.4$; $\rho = 1000 \text{ kg/m}^3$

Phantom section: Flat Section

DASY4 Configuration:

- Probe: EX3DV4 - SN3540; ConvF(10.06, 10.06, 10.06); Calibrated: 2007/01/19

- Sensor-Surface: 2mm (Mechanical Surface Detection)

- Phantom: SAM 1196

- Measurement SW: DASY4, V4.6 Build 23; Postprocessing SW: SEMCAD, V1.8 Build 160

Area Scan (71x71x1): Measurement grid: $dx=15\text{mm}$, $dy=15\text{mm}$

Maximum value of SAR (interpolated) = 1.22 mW/g

Zoom Scan (7x7x7)/Cube 0: Measurement grid: $dx=5\text{mm}$, $dy=5\text{mm}$, $dz=5\text{mm}$

Reference Value = 29.1 V/m; Power Drift = 0.067 dB

Peak SAR (extrapolated) = 1.12 W/kg

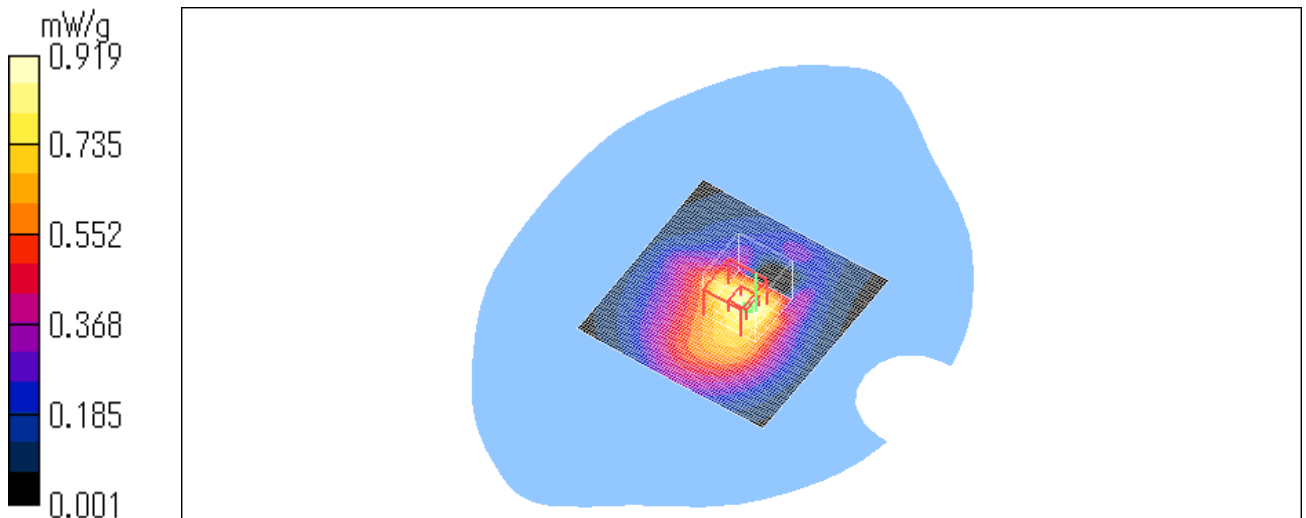
SAR(1 g) = 0.720 mW/g; SAR(10 g) = 0.497 mW/g

Maximum value of SAR (measured) = 0.919 mW/g

Test Date = 06/12/07

Ambient Temperature = 24.5 degree.c

Liquid Temperature = Before 24.4 degree.C , After 24.4degree.C



UL Japan, Inc.

Head Office EMC Lab.

4383-326 Asama-cho, Ise-shi, Mie-ken 516-0021 JAPAN

Telephone: +81 596 24 8116

Facsimile: +81 596 24 8124

PV250 / Body / Rear / EGPRS(GMSK) / 125 ch(824.2MHz)

Crest factor: 4.2

Medium: M900 Medium parameters used: $f = 835 \text{ MHz}$; $\sigma = 1.01 \text{ mho/m}$; $\epsilon_r = 53.4$; $\rho = 1000 \text{ kg/m}^3$

Phantom section: Flat Section

DASY4 Configuration:

- Probe: EX3DV4 - SN3540; ConvF(10.06, 10.06, 10.06); Calibrated: 2007/01/19

- Sensor-Surface: 2mm (Mechanical Surface Detection)

- Phantom: SAM 1196

- Measurement SW: DASY4, V4.6 Build 23; Postprocessing SW: SEMCAD, V1.8 Build 160

Area Scan (71x71x1): Measurement grid: $dx=15\text{mm}$, $dy=15\text{mm}$

Maximum value of SAR (interpolated) = 1.25 mW/g

Zoom Scan (7x7x7)/Cube 0: Measurement grid: $dx=5\text{mm}$, $dy=5\text{mm}$, $dz=5\text{mm}$

Reference Value = 34.4 V/m; Power Drift = 0.174 dB

Peak SAR (extrapolated) = 2.03 W/kg

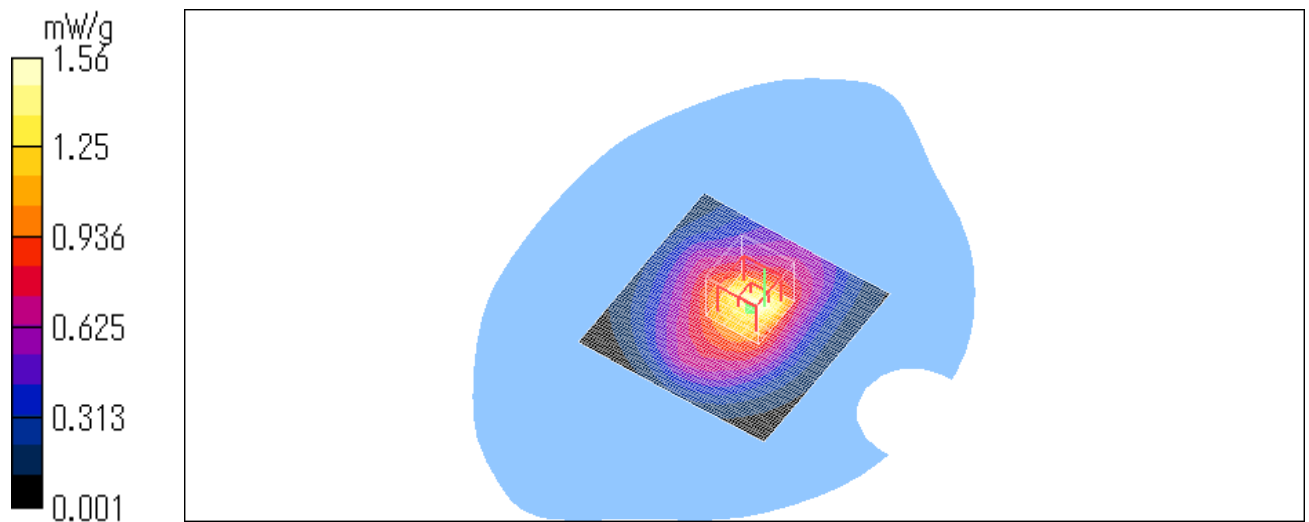
SAR(1 g) = 1.21 mW/g; SAR(10 g) = 0.820 mW/g

Maximum value of SAR (measured) = 1.56 mW/g

Test Date = 06/12/07

Ambient Temperature = 24.5 degree.c

Liquid Temperature = Before 24.4 degree.C , After 24.4degree.C



UL Japan, Inc.

Head Office EMC Lab.

4383-326 Asama-cho, Ise-shi, Mie-ken 516-0021 JAPAN

Telephone: +81 596 24 8116

Facsimile: +81 596 24 8124

PV250 / Body / Rear / EGPRS(GMSK) / 190 ch(836.6MHz)

Crest factor: 4.2

Medium: M900 Medium parameters used: $f = 835 \text{ MHz}$; $\sigma = 1.01 \text{ mho/m}$; $\epsilon_r = 53.4$; $\rho = 1000 \text{ kg/m}^3$

Phantom section: Flat Section

DASY4 Configuration:

- Probe: EX3DV4 - SN3540; ConvF(10.06, 10.06, 10.06); Calibrated: 2007/01/19

- Sensor-Surface: 2mm (Mechanical Surface Detection)

- Phantom: SAM 1196

- Measurement SW: DASY4, V4.6 Build 23; Postprocessing SW: SEMCAD, V1.8 Build 160

Area Scan (71x71x1): Measurement grid: $dx=15\text{mm}$, $dy=15\text{mm}$

Maximum value of SAR (interpolated) = 1.11 mW/g

Zoom Scan (7x7x7)/Cube 0: Measurement grid: $dx=5\text{mm}$, $dy=5\text{mm}$, $dz=5\text{mm}$

Reference Value = 31.5 V/m; Power Drift = 0.009 dB

Peak SAR (extrapolated) = 1.48 W/kg

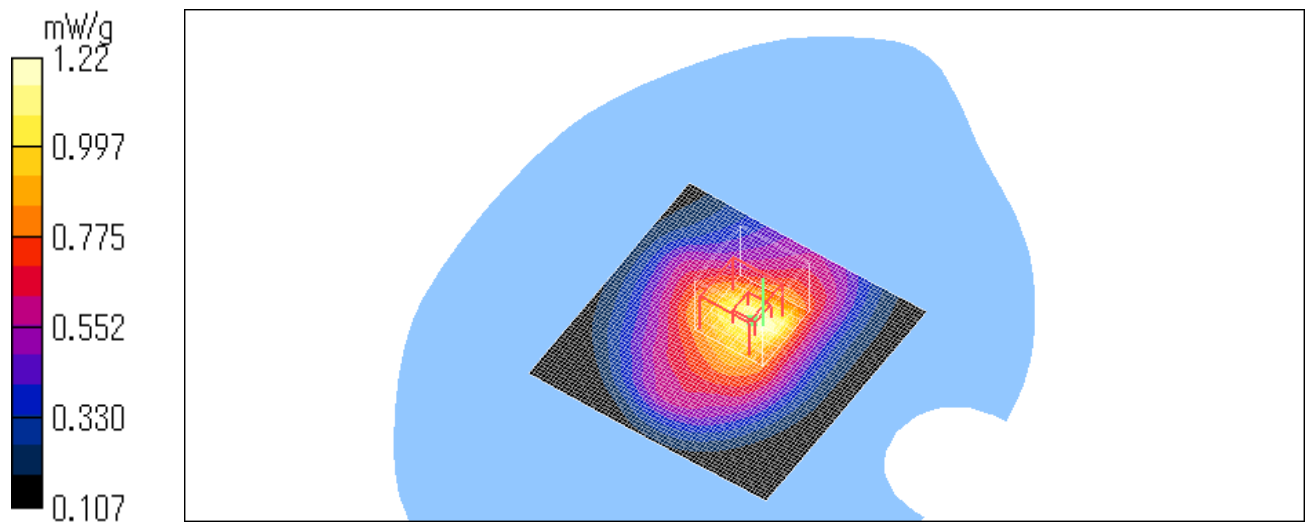
SAR(1 g) = 0.949 mW/g; SAR(10 g) = 0.660 mW/g

Maximum value of SAR (measured) = 1.22 mW/g

Test Date = 06/12/07

Ambient Temperature = 24.5 degree.c

Liquid Temperature = Before 24.4 degree.C , After 24.4degree.C



UL Japan, Inc.

Head Office EMC Lab.

4383-326 Asama-cho, Ise-shi, Mie-ken 516-0021 JAPAN

Telephone: +81 596 24 8116

Facsimile: +81 596 24 8124

PV250 / Body / Rear / EGPRS(GMSK) / 251 ch(848.8MHz)

Crest factor: 4.2

Medium: M900 Medium parameters used: $f = 835 \text{ MHz}$; $\sigma = 1.01 \text{ mho/m}$; $\epsilon_r = 53.4$; $\rho = 1000 \text{ kg/m}^3$

Phantom section: Flat Section

DASY4 Configuration:

- Probe: EX3DV4 - SN3540; ConvF(10.06, 10.06, 10.06); Calibrated: 2007/01/19

- Sensor-Surface: 2mm (Mechanical Surface Detection)

- Phantom: SAM 1196

- Measurement SW: DASY4, V4.6 Build 23; Postprocessing SW: SEMCAD, V1.8 Build 160

Area Scan (71x71x1): Measurement grid: $dx=15\text{mm}$, $dy=15\text{mm}$

Maximum value of SAR (interpolated) = 0.851 mW/g

Zoom Scan (7x7x7)/Cube 0: Measurement grid: $dx=5\text{mm}$, $dy=5\text{mm}$, $dz=5\text{mm}$

Reference Value = 26.7 V/m; Power Drift = 0.054 dB

Peak SAR (extrapolated) = 1.17 W/kg

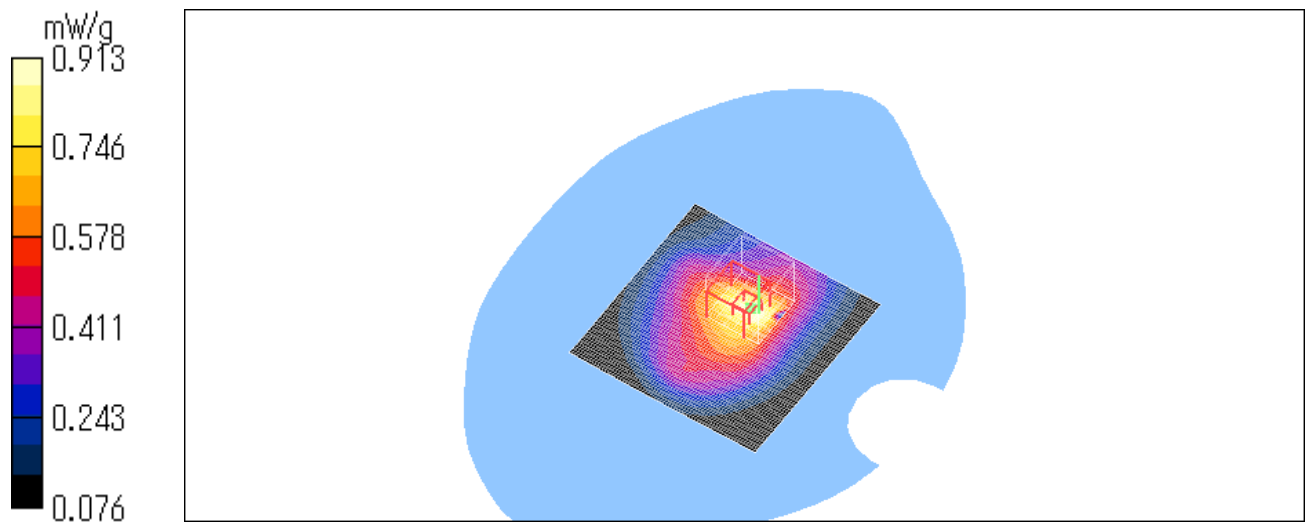
SAR(1 g) = 0.710 mW/g; SAR(10 g) = 0.483 mW/g

Maximum value of SAR (measured) = 0.913 mW/g

Test Date = 06/12/07

Ambient Temperature = 24.5 degree.c

Liquid Temperature = Before 24.4 degree.C , After 24.4degree.C



UL Japan, Inc.

Head Office EMC Lab.

4383-326 Asama-cho, Ise-shi, Mie-ken 516-0021 JAPAN

Telephone: +81 596 24 8116

Facsimile: +81 596 24 8124

PV250 / Body / Rear / EGPRS(8PSK) / 125ch(824.2MHz)

Crest factor: 4.2

Medium: M900 Medium parameters used: $f = 835 \text{ MHz}$; $\sigma = 1.01 \text{ mho/m}$; $\epsilon_r = 53.4$; $\rho = 1000 \text{ kg/m}^3$

Phantom section: Flat Section

DASY4 Configuration:

- Probe: EX3DV4 - SN3540; ConvF(10.06, 10.06, 10.06); Calibrated: 2007/01/19

- Sensor-Surface: 2mm (Mechanical Surface Detection)

- Phantom: SAM 1196

- Measurement SW: DASY4, V4.6 Build 23; Postprocessing SW: SEMCAD, V1.8 Build 160

Area Scan (71x71x1): Measurement grid: $dx=15\text{mm}$, $dy=15\text{mm}$

Maximum value of SAR (interpolated) = 0.324 mW/g

Zoom Scan (7x7x7)/Cube 0: Measurement grid: $dx=5\text{mm}$, $dy=5\text{mm}$, $dz=5\text{mm}$

Reference Value = 15.2 V/m ; Power Drift = 0.152 dB

Peak SAR (extrapolated) = 0.414 W/kg

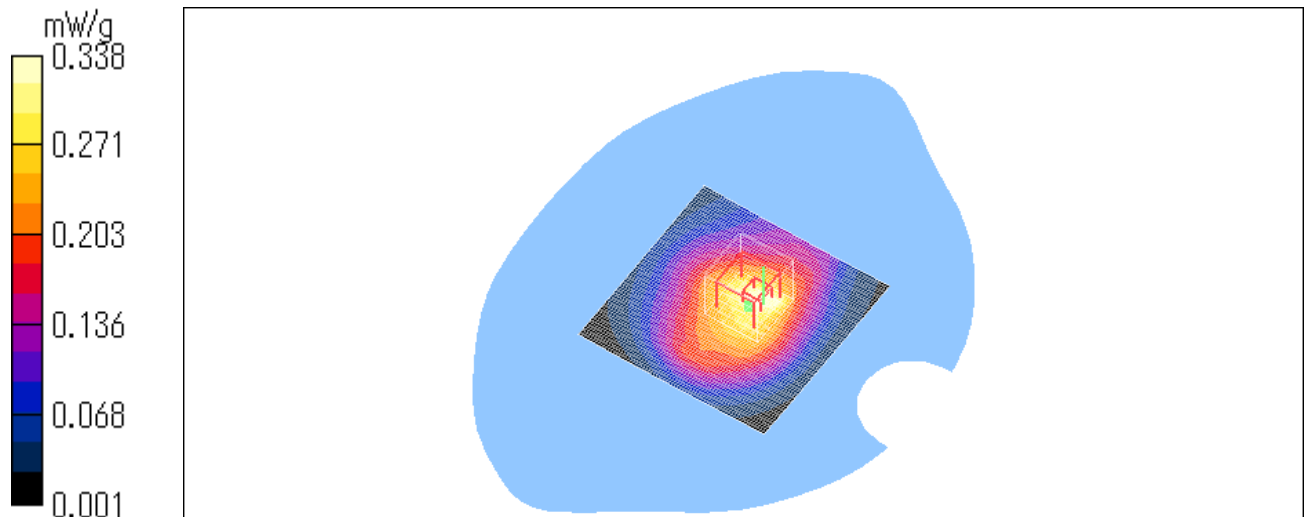
SAR(1 g) = 0.271 mW/g ; SAR(10 g) = 0.190 mW/g

Maximum value of SAR (measured) = 0.338 mW/g

Test date = 06/12/07

Ambient Temperature = 24.5 degree.c

Liquid Temperature = Before 24.2 degree.C , After 24.2 degree.C



UL Japan, Inc.

Head Office EMC Lab.

4383-326 Asama-cho, Ise-shi, Mie-ken 516-0021 JAPAN

Telephone: +81 596 24 8116

Facsimile: +81 596 24 8124

PV250 / Body / Rear / EGPRS(8PSK) / 190ch(836.6MHz)

Crest factor: 4.2

Medium: M900 Medium parameters used: $f = 835 \text{ MHz}$; $\sigma = 1.01 \text{ mho/m}$; $\epsilon_r = 53.4$; $\rho = 1000 \text{ kg/m}^3$

Phantom section: Flat Section

DASY4 Configuration:

- Probe: EX3DV4 - SN3540; ConvF(10.06, 10.06, 10.06); Calibrated: 2007/01/19

- Sensor-Surface: 2mm (Mechanical Surface Detection)

- Phantom: SAM 1196

- Measurement SW: DASY4, V4.6 Build 23; Postprocessing SW: SEMCAD, V1.8 Build 160

Area Scan (71x71x1): Measurement grid: $dx=15\text{mm}$, $dy=15\text{mm}$

Maximum value of SAR (interpolated) = 0.245 mW/g

Zoom Scan (7x7x7)/Cube 0: Measurement grid: $dx=5\text{mm}$, $dy=5\text{mm}$, $dz=5\text{mm}$

Reference Value = 15.2 V/m; Power Drift = -0.127 dB

Peak SAR (extrapolated) = 0.333 W/kg

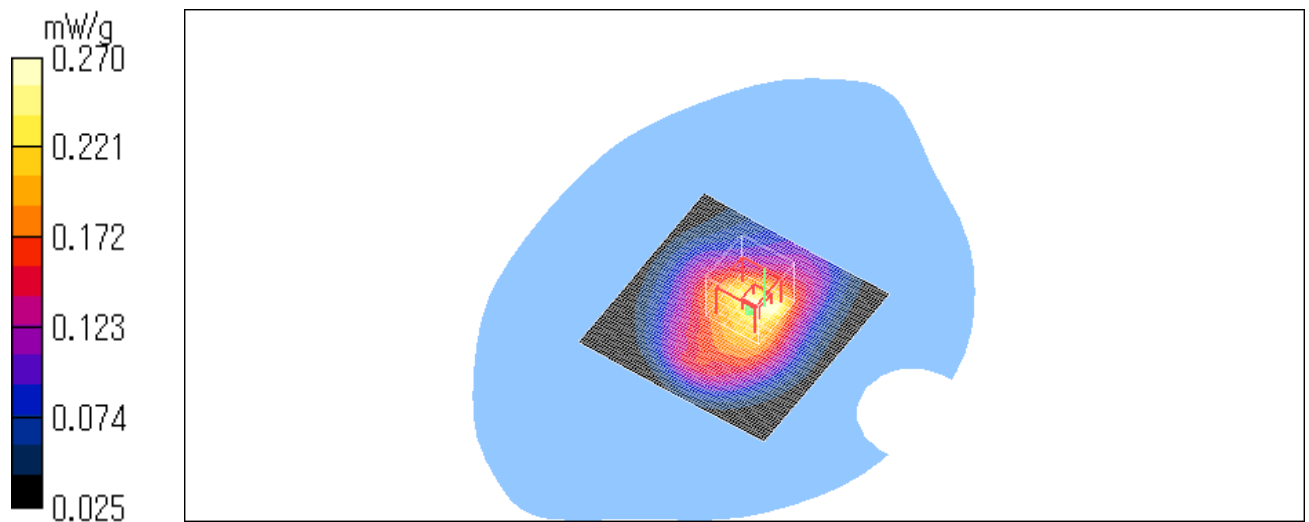
SAR(1 g) = 0.212 mW/g; SAR(10 g) = 0.148 mW/g

Maximum value of SAR (measured) = 0.270 mW/g

Test Date = 06/12/07

Ambient Temperature = 24.5 degree.c

Liquid Temperature = Before 24.4 degree.C , After 24.4degree.C



UL Japan, Inc.

Head Office EMC Lab.

4383-326 Asama-cho, Ise-shi, Mie-ken 516-0021 JAPAN

Telephone: +81 596 24 8116

Facsimile: +81 596 24 8124

PV250 / Body / Rear / EGPRS(8PSK) / 251ch(848.8MHz)

Crest factor: 4.2

Medium: M900 Medium parameters used: $f = 835$ MHz; $\sigma = 1.01$ mho/m; $\epsilon_r = 53.4$; $\rho = 1000$ kg/m³

Phantom section: Flat Section

DASY4 Configuration:

- Probe: EX3DV4 - SN3540; ConvF(10.06, 10.06, 10.06); Calibrated: 2007/01/19

- Sensor-Surface: 2mm (Mechanical Surface Detection)

- Phantom: SAM 1196

- Measurement SW: DASY4, V4.6 Build 23; Postprocessing SW: SEMCAD, V1.8 Build 160

Area Scan (71x71x1): Measurement grid: dx=15mm, dy=15mm

Maximum value of SAR (interpolated) = 0.228 mW/g

Zoom Scan (7x7x7)/Cube 0: Measurement grid: dx=5mm, dy=5mm, dz=5mm

Reference Value = 14.0 V/m; Power Drift = 0.091 dB

Peak SAR (extrapolated) = 0.314 W/kg

SAR(1 g) = 0.198 mW/g; SAR(10 g) = 0.136 mW/g

Maximum value of SAR (measured) = 0.253 mW/g

Zoom Scan (7x7x7)/Cube 1: Measurement grid: dx=5mm, dy=5mm, dz=5mm

Reference Value = 14.0 V/m; Power Drift = 0.091 dB

Peak SAR (extrapolated) = 0.205 W/kg

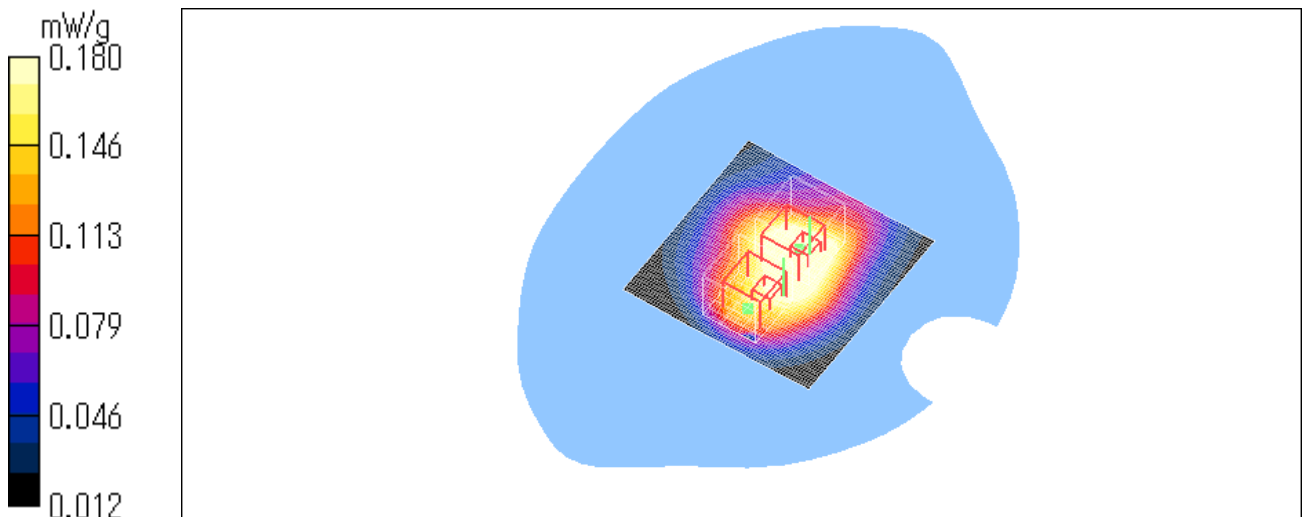
SAR(1 g) = 0.140 mW/g; SAR(10 g) = 0.095 mW/g

Maximum value of SAR (measured) = 0.180 mW/g

Test Date = 06/12/07

Ambient Temperature = 24.5 degree.c

Liquid Temperature = Before 24.4 degree.C , After 24.4degree.C



UL Japan, Inc.

Head Office EMC Lab.

4383-326 Asama-cho, Ise-shi, Mie-ken 516-0021 JAPAN

Telephone: +81 596 24 8116

Facsimile: +81 596 24 8124

3. Measurement data (PCS1900)

PV250 / Left Head Cheek position / GSM / 661ch(1880.0MHz)

Crest factor: 8.3

Medium: HSL1800 Medium parameters used: $f = 1880$ MHz; $\sigma = 1.37$ mho/m; $\epsilon_r = 40.6$; $\rho = 1000$ kg/m³

Phantom section: Left Section

DASY4 Configuration:

- Probe: EX3DV4 - SN3540; ConvF(8.62, 8.62, 8.62); Calibrated: 2007/01/19

- Sensor-Surface: 2mm (Mechanical Surface Detection)

- Phantom: SAM 1196

- Measurement SW: DASY4, V4.6 Build 23; Postprocessing SW: SEMCAD, V1.8 Build 160

Area Scan (71x51x1): Measurement grid: dx=15mm, dy=15mm

Maximum value of SAR (interpolated) = 1.20 mW/g

Zoom Scan (7x7x7)/Cube 0: Measurement grid: dx=5mm, dy=5mm, dz=5mm

Reference Value = 9.61 V/m; Power Drift = -0.019 dB

Peak SAR (extrapolated) = 1.46 W/kg


SAR(1 g) = 0.888 mW/g; SAR(10 g) = 0.499 mW/g

Maximum value of SAR (measured) = 1.20 mW/g

Test Date = 06/07/07

Ambient Temperature = 24.5 degree.c

Liquid Temperature = Before 24.4 degree.C , After 24.4degree.C



UL Japan, Inc.

Head Office EMC Lab.

4383-326 Asama-cho, Ise-shi, Mie-ken 516-0021 JAPAN

Telephone: +81 596 24 8116

Facsimile: +81 596 24 8124

PV250 / Left Head Tilt position / GSM / 661ch(1880.0MHz)

Crest factor: 8.3

Medium: HSL1800 Medium parameters used: $f = 1880$ MHz; $\sigma = 1.37$ mho/m; $\epsilon_r = 40.6$; $\rho = 1000$ kg/m³

Phantom section: Left Section

DASY4 Configuration:

- Probe: EX3DV4 - SN3540; ConvF(8.62, 8.62, 8.62); Calibrated: 2007/01/19

- Sensor-Surface: 2mm (Mechanical Surface Detection)

- Phantom: SAM 1196

- Measurement SW: DASY4, V4.6 Build 23; Postprocessing SW: SEMCAD, V1.8 Build 160

Area Scan (81x51x1): Measurement grid: dx=15mm, dy=15mm

Maximum value of SAR (interpolated) = 0.308 mW/g

Zoom Scan (7x7x7)/Cube 0: Measurement grid: dx=5mm, dy=5mm, dz=5mm

Reference Value = 10.1 V/m; Power Drift = -0.103 dB

Peak SAR (extrapolated) = 0.384 W/kg

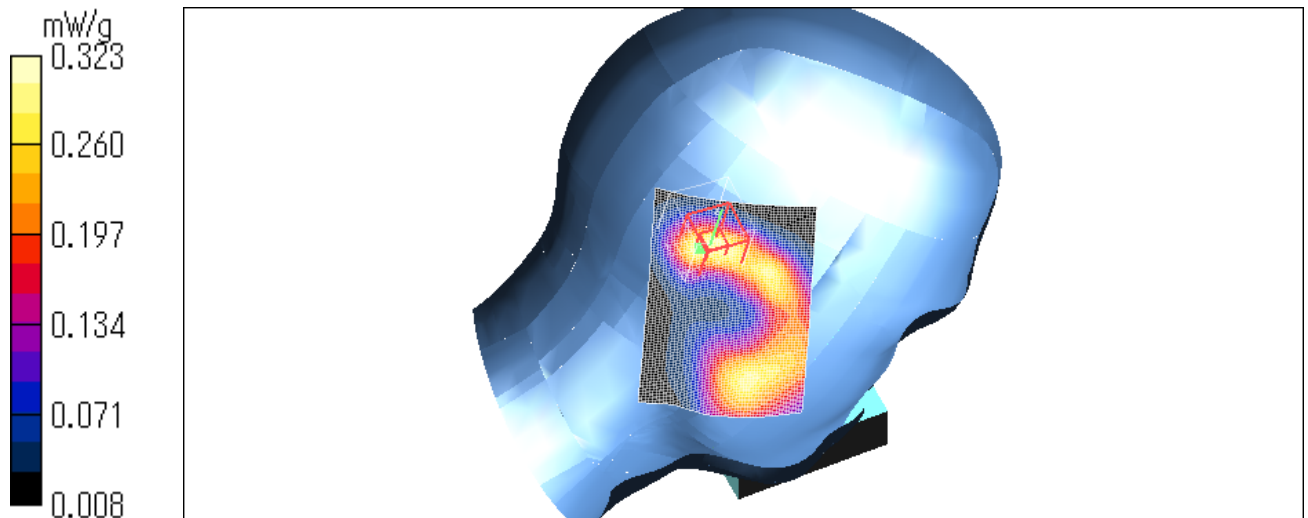
SAR(1 g) = 0.246 mW/g; SAR(10 g) = 0.143 mW/g

Maximum value of SAR (measured) = 0.323 mW/g

Test Date = 06/07/07

Ambient Temperature = 24.5 degree.c

Liquid Temperature = Before 24.4 degree.C , After 24.4degree.C



UL Japan, Inc.

Head Office EMC Lab.

4383-326 Asama-cho, Ise-shi, Mie-ken 516-0021 JAPAN

Telephone: +81 596 24 8116

Facsimile: +81 596 24 8124

PV250 / Right Head Cheek position / GSM / 661ch(1880.0MHz)

Crest factor: 8.3

Medium: HSL1800 Medium parameters used: $f = 1880$ MHz; $\sigma = 1.37$ mho/m; $\epsilon_r = 40.6$; $\rho = 1000$ kg/m³

Phantom section: Right Section

DASY4 Configuration:

- Probe: EX3DV4 - SN3540; ConvF(8.62, 8.62, 8.62); Calibrated: 2007/01/19

- Sensor-Surface: 2mm (Mechanical Surface Detection)

- Phantom: SAM 1196

- Measurement SW: DASY4, V4.6 Build 23; Postprocessing SW: SEMCAD, V1.8 Build 160

Area Scan (81x71x1): Measurement grid: dx=15mm, dy=15mm

Maximum value of SAR (interpolated) = 1.05 mW/g

Zoom Scan (7x7x7)/Cube 0: Measurement grid: dx=5mm, dy=5mm, dz=5mm

Reference Value = 9.63 V/m; Power Drift = 0.057 dB

Peak SAR (extrapolated) = 1.25 W/kg

SAR(1 g) = 0.837 mW/g; SAR(10 g) = 0.504 mW/g

Maximum value of SAR (measured) = 1.07 mW/g

Zoom Scan (7x7x7)/Cube 1: Measurement grid: dx=5mm, dy=5mm, dz=5mm

Reference Value = 9.63 V/m; Power Drift = 0.057 dB

Peak SAR (extrapolated) = 1.18 W/kg

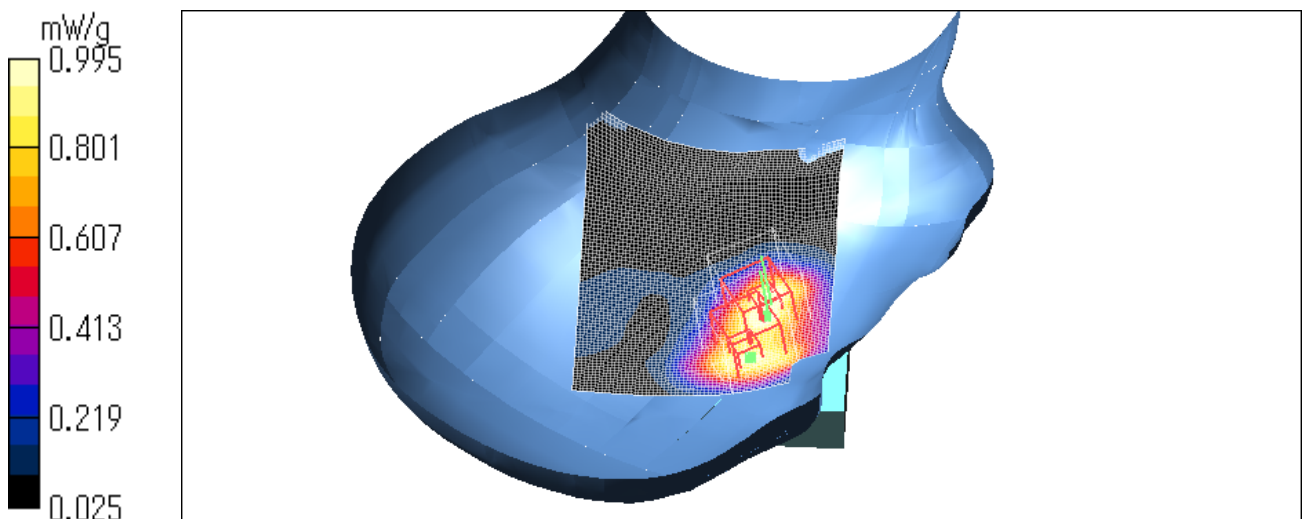
SAR(1 g) = 0.719 mW/g; SAR(10 g) = 0.480 mW/g

Maximum value of SAR (measured) = 0.995 mW/g

Test Date = 06/07/07

Ambient Temperature = 24.5 degree.c

Liquid Temperature = Before 24.4 degree.C , After 24.4degree.C



UL Japan, Inc.

Head Office EMC Lab.

4383-326 Asama-cho, Ise-shi, Mie-ken 516-0021 JAPAN

Telephone: +81 596 24 8116

Facsimile: +81 596 24 8124

PV250 / Right Head Tilt position / GSM / 661ch(1880.0MHz)

Crest factor: 8.3

Medium: HSL1800 Medium parameters used: $f = 1880$ MHz; $\sigma = 1.37$ mho/m; $\epsilon_r = 40.6$; $\rho = 1000$ kg/m³

Phantom section: Right Section

DASY4 Configuration:

- Probe: EX3DV4 - SN3540; ConvF(8.62, 8.62, 8.62); Calibrated: 2007/01/19

- Sensor-Surface: 2mm (Mechanical Surface Detection)

- Phantom: SAM 1196

- Measurement SW: DASY4, V4.6 Build 23; Postprocessing SW: SEMCAD, V1.8 Build 160

Area Scan (61x81x1): Measurement grid: dx=15mm, dy=15mm

Maximum value of SAR (interpolated) = 0.405 mW/g

Zoom Scan (7x7x7)/Cube 0: Measurement grid: dx=5mm, dy=5mm, dz=5mm

Reference Value = 10.4 V/m; Power Drift = 0.094 dB

Peak SAR (extrapolated) = 0.458 W/kg

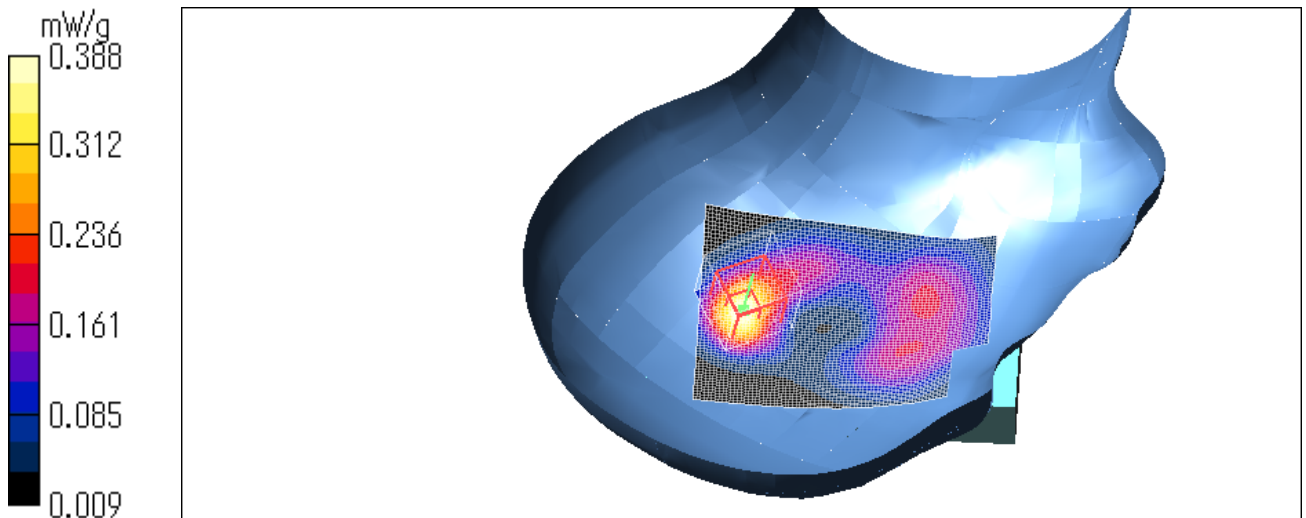
SAR(1 g) = 0.297 mW/g; SAR(10 g) = 0.170 mW/g

Maximum value of SAR (measured) = 0.388 mW/g

Test Date = 06/07/07

Ambient Temperature = 24.5 degree.c

Liquid Temperature = Before 24.4 degree.C , After 24.4degree.C



UL Japan, Inc.

Head Office EMC Lab.

4383-326 Asama-cho, Ise-shi, Mie-ken 516-0021 JAPAN

Telephone: +81 596 24 8116

Facsimile: +81 596 24 8124

PV250 / Left Head Cheek position / GSM / 512ch(1850.2MHz)

Crest factor: 8.3

Medium: HSL1800 Medium parameters used: $f = 1880$ MHz; $\sigma = 1.37$ mho/m; $\epsilon_r = 40.6$; $\rho = 1000$ kg/m³

Phantom section: Left Section

DASY4 Configuration:

- Probe: EX3DV4 - SN3540; ConvF(8.62, 8.62, 8.62); Calibrated: 2007/01/19

- Sensor-Surface: 2mm (Mechanical Surface Detection)

- Phantom: SAM 1196

- Measurement SW: DASY4, V4.6 Build 23; Postprocessing SW: SEMCAD, V1.8 Build 160

Area Scan (71x51x1): Measurement grid: dx=15mm, dy=15mm

Maximum value of SAR (interpolated) = 0.976 mW/g

Zoom Scan (7x7x7)/Cube 0: Measurement grid: dx=5mm, dy=5mm, dz=5mm

Reference Value = 11.0 V/m; Power Drift = -0.031 dB

Peak SAR (extrapolated) = 1.21 W/kg

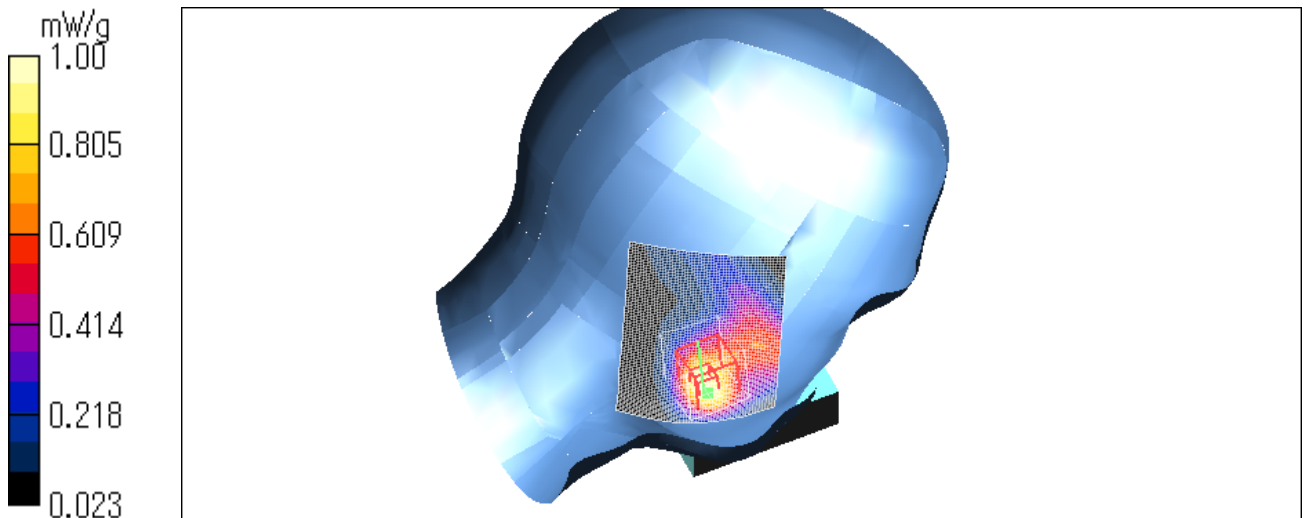
SAR(1 g) = 0.761 mW/g; SAR(10 g) = 0.441 mW/g

Maximum value of SAR (measured) = 1.00 mW/g

Test Date = 06/07/07

Ambient Temperature = 24.5 degree.c

Liquid Temperature = Before 24.3 degree.C , After 24.3 degree.C



UL Japan, Inc.

Head Office EMC Lab.

4383-326 Asama-cho, Ise-shi, Mie-ken 516-0021 JAPAN

Telephone: +81 596 24 8116

Facsimile: +81 596 24 8124

PV250 / Left Head Cheek position / GSM / 810 ch(1909.8MHz)

Crest factor: 8.3

Medium: HSL1800 Medium parameters used: $f = 1880$ MHz; $\sigma = 1.37$ mho/m; $\epsilon_r = 40.6$; $\rho = 1000$ kg/m³

Phantom section: Left Section

DASY4 Configuration:

- Probe: EX3DV4 - SN3540; ConvF(8.62, 8.62, 8.62); Calibrated: 2007/01/19

- Sensor-Surface: 2mm (Mechanical Surface Detection)

- Phantom: SAM 1196

- Measurement SW: DASY4, V4.6 Build 23; Postprocessing SW: SEMCAD, V1.8 Build 160

Area Scan (71x51x1): Measurement grid: dx=15mm, dy=15mm

Maximum value of SAR (interpolated) = 0.729 mW/g

Zoom Scan (7x7x7)/Cube 0: Measurement grid: dx=5mm, dy=5mm, dz=5mm

Reference Value = 9.62 V/m; Power Drift = -0.043 dB

Peak SAR (extrapolated) = 0.900 W/kg

SAR(1 g) = 0.564 mW/g; SAR(10 g) = 0.325 mW/g

Maximum value of SAR (measured) = 0.750 mW/g

Zoom Scan (7x7x7)/Cube 1: Measurement grid: dx=5mm, dy=5mm, dz=5mm

Reference Value = 9.62 V/m; Power Drift = -0.043 dB

Peak SAR (extrapolated) = 0.600 W/kg

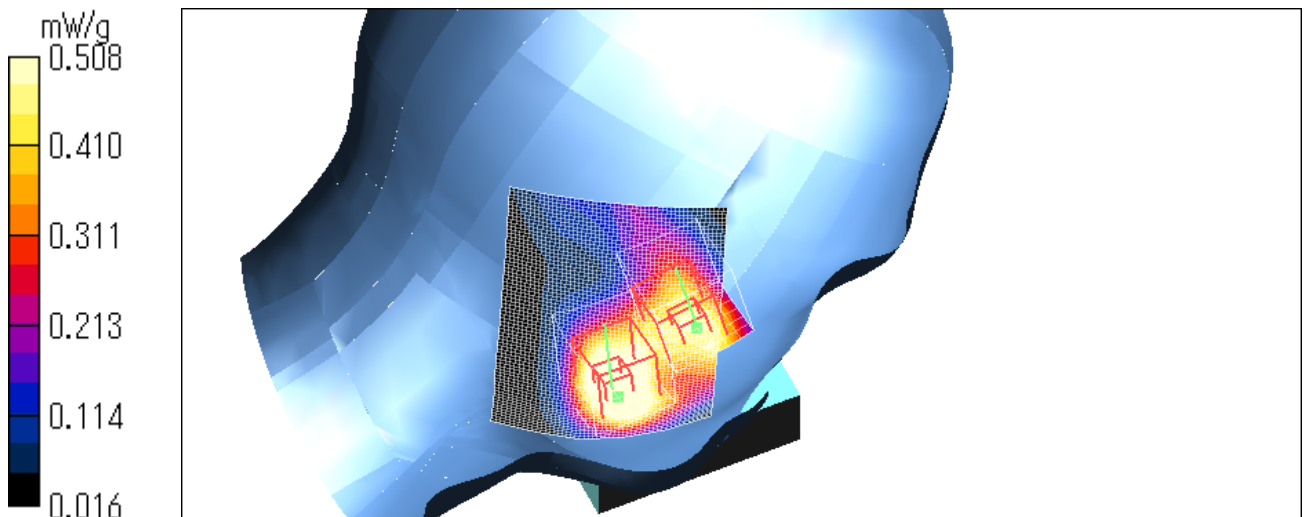
SAR(1 g) = 0.409 mW/g; SAR(10 g) = 0.268 mW/g

Maximum value of SAR (measured) = 0.508 mW/g

Test Date = 06/07/07

Ambient Temperature = 24.5 degree.c

Liquid Temperature = Before 24.4 degree.C , After 24.4degree.C



UL Japan, Inc.

Head Office EMC Lab.

4383-326 Asama-cho, Ise-shi, Mie-ken 516-0021 JAPAN

Telephone: +81 596 24 8116

Facsimile: +81 596 24 8124

PV250/ Body/ Rear / GSM / 512ch(1850.2MHz)

Crest factor: 8.3

Medium: M1800 Medium parameters used: $f = 1880$ MHz; $\sigma = 1.53$ mho/m; $\epsilon_r = 53.1$; $\rho = 1000$ kg/m³

Phantom section: Flat Section

DASY4 Configuration:

- Probe: EX3DV4 - SN3540; ConvF(8.46, 8.46, 8.46); Calibrated: 2007/01/19

- Sensor-Surface: 2mm (Mechanical Surface Detection)

- Phantom: SAM 1196

- Measurement SW: DASY4, V4.6 Build 23; Postprocessing SW: SEMCAD, V1.8 Build 160

Area Scan (81x121x1): Measurement grid: dx=15mm, dy=15mm

Maximum value of SAR (interpolated) = 0.289 mW/g

Zoom Scan (7x7x7)/Cube 0: Measurement grid: dx=5mm, dy=5mm, dz=5mm

Reference Value = 8.01 V/m; Power Drift = -0.094 dB

Peak SAR (extrapolated) = 0.348 W/kg

SAR(1 g) = 0.232 mW/g; SAR(10 g) = 0.145 mW/g

Maximum value of SAR (measured) = 0.292 mW/g

Zoom Scan (7x7x7)/Cube 1: Measurement grid: dx=5mm, dy=5mm, dz=5mm

Reference Value = 8.01 V/m; Power Drift = -0.094 dB

Peak SAR (extrapolated) = 0.327 W/kg

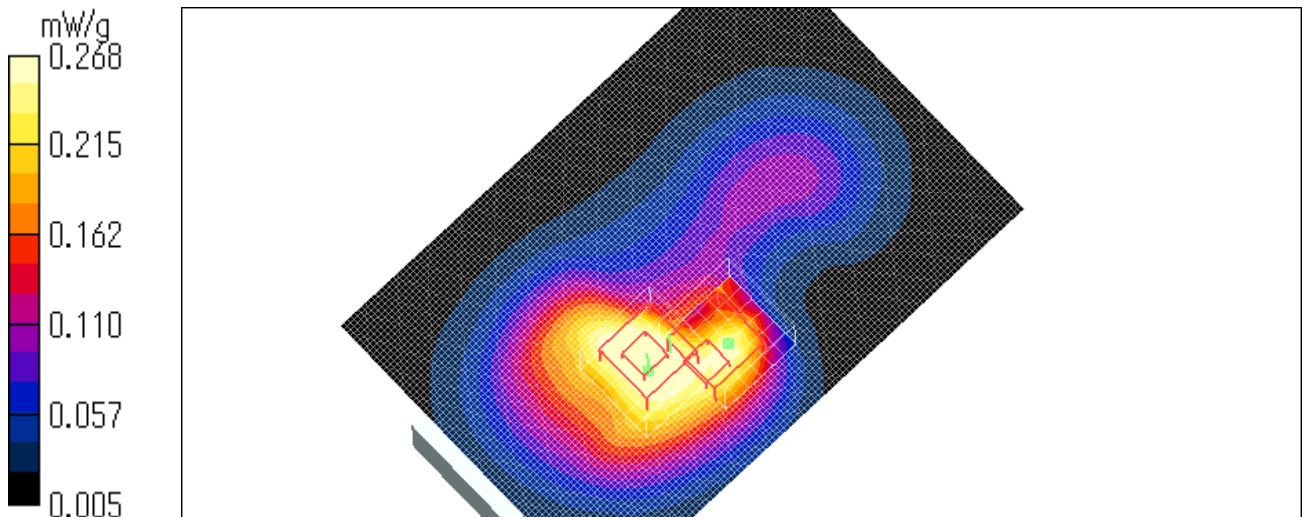
SAR(1 g) = 0.203 mW/g; SAR(10 g) = 0.124 mW/g

Maximum value of SAR (measured) = 0.268 mW/g

Test Date = 06/18/07

Ambient Temperature = 24.5degree.c

Liquid Temperature = Before 24.2 degree.C , After 24.2 degree.C



UL Japan, Inc.

Head Office EMC Lab.

4383-326 Asama-cho, Ise-shi, Mie-ken 516-0021 JAPAN

Telephone: +81 596 24 8116

Facsimile: +81 596 24 8124

PV250/ Body/ Rear / GSM / 661ch(1880.0MHz)

Crest factor: 8.3

Medium: M1800 Medium parameters used: $f = 1880 \text{ MHz}$; $\sigma = 1.53 \text{ mho/m}$; $\epsilon_r = 53.1$; $\rho = 1000 \text{ kg/m}^3$

Phantom section: Flat Section

DASY4 Configuration:

- Probe: EX3DV4 - SN3540; ConvF(8.46, 8.46, 8.46); Calibrated: 2007/01/19

- Sensor-Surface: 2mm (Mechanical Surface Detection)

- Phantom: SAM 1196

- Measurement SW: DASY4, V4.6 Build 23; Postprocessing SW: SEMCAD, V1.8 Build 160

Area Scan (81x121x1): Measurement grid: $dx=15\text{mm}$, $dy=15\text{mm}$

Maximum value of SAR (interpolated) = 0.285 mW/g

Zoom Scan (7x7x7)/Cube 0: Measurement grid: $dx=5\text{mm}$, $dy=5\text{mm}$, $dz=5\text{mm}$

Reference Value = 6.70 V/m; Power Drift = -0.024 dB

Peak SAR (extrapolated) = 0.345 W/kg

SAR(1 g) = 0.230 mW/g; SAR(10 g) = 0.144 mW/g

Maximum value of SAR (measured) = 0.291 mW/g

Zoom Scan (7x7x7)/Cube 1: Measurement grid: $dx=5\text{mm}$, $dy=5\text{mm}$, $dz=5\text{mm}$

Reference Value = 6.70 V/m; Power Drift = -0.024 dB

Peak SAR (extrapolated) = 0.324 W/kg

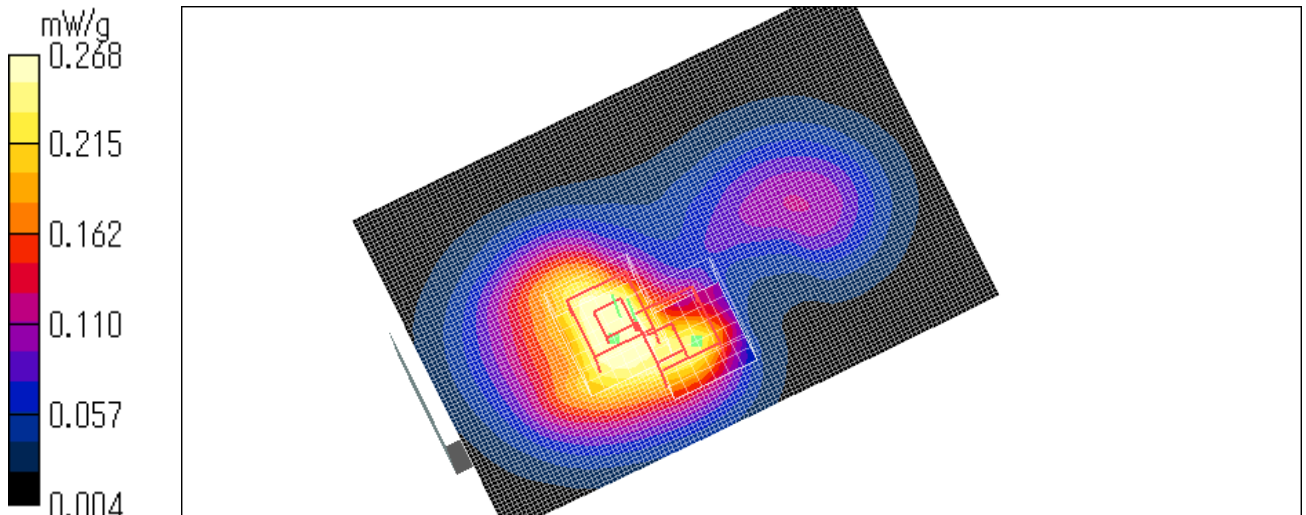
SAR(1 g) = 0.197 mW/g; SAR(10 g) = 0.118 mW/g

Maximum value of SAR (measured) = 0.268 mW/g

Test Date = 06/18/07

Ambient Temperature = 24.5degree.c

Liquid Temperature = Before 24.2 degree.C , After 24.1 degree.C



PV250/ Body/ Rear / GSM / 810ch(1909.8MHz)

Crest factor: 8.3

Medium: M1800 Medium parameters used: $f = 1880 \text{ MHz}$; $\sigma = 1.53 \text{ mho/m}$; $\epsilon_r = 53.1$; $\rho = 1000 \text{ kg/m}^3$

Phantom section: Flat Section

DASY4 Configuration:

- Probe: EX3DV4 - SN3540; ConvF(8.46, 8.46, 8.46); Calibrated: 2007/01/19

- Sensor-Surface: 2mm (Mechanical Surface Detection)

- Phantom: SAM 1196

- Measurement SW: DASY4, V4.6 Build 23; Postprocessing SW: SEMCAD, V1.8 Build 160

Area Scan (81x121x1): Measurement grid: $dx=15\text{mm}$, $dy=15\text{mm}$

Maximum value of SAR (interpolated) = 0.256 mW/g

Zoom Scan (7x7x7)/Cube 0: Measurement grid: $dx=5\text{mm}$, $dy=5\text{mm}$, $dz=5\text{mm}$

Reference Value = 5.38 V/m; Power Drift = -0.013 dB

Peak SAR (extrapolated) = 0.316 W/kg

SAR(1 g) = 0.209 mW/g; SAR(10 g) = 0.129 mW/g

Maximum value of SAR (measured) = 0.264 mW/g

Zoom Scan (7x7x7)/Cube 1: Measurement grid: $dx=5\text{mm}$, $dy=5\text{mm}$, $dz=5\text{mm}$

Reference Value = 5.38 V/m; Power Drift = -0.013 dB

Peak SAR (extrapolated) = 0.294 W/kg

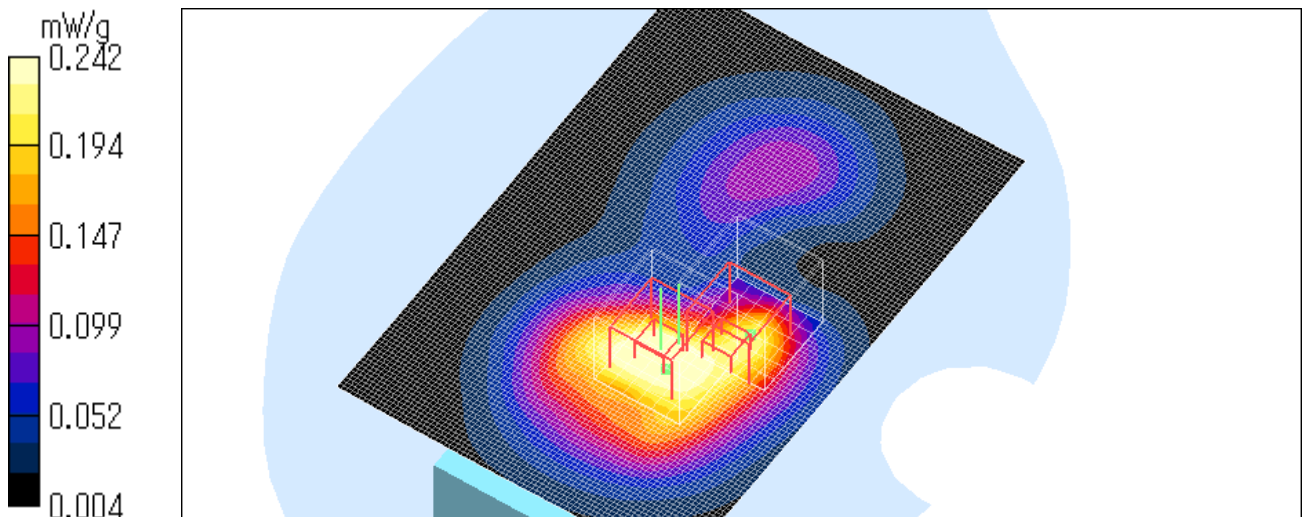
SAR(1 g) = 0.176 mW/g; SAR(10 g) = 0.105 mW/g

Maximum value of SAR (measured) = 0.242 mW/g

Test Date = 06/18/07

Ambient Temperature = 24.5degree.c

Liquid Temperature = Before 24.1 degree.C , After 24.0 degree.C



PV250/ Body/ Rear / GPRS / 512ch(1850.2MHz)

Crest factor: 4.2

Medium: M1800 Medium parameters used: $f = 1880$ MHz; $\sigma = 1.53$ mho/m; $\epsilon_r = 53.1$; $\rho = 1000$ kg/m³

Phantom section: Flat Section

DASY4 Configuration:

- Probe: EX3DV4 - SN3540; ConvF(8.46, 8.46, 8.46); Calibrated: 2007/01/19

- Sensor-Surface: 2mm (Mechanical Surface Detection)

- Phantom: SAM 1196

- Measurement SW: DASY4, V4.6 Build 23; Postprocessing SW: SEMCAD, V1.8 Build 160

Area Scan (81x121x1): Measurement grid: dx=15mm, dy=15mm

Maximum value of SAR (interpolated) = 0.583 mW/g

Zoom Scan (7x7x7)/Cube 0: Measurement grid: dx=5mm, dy=5mm, dz=5mm

Reference Value = 6.91 V/m; Power Drift = -0.019 dB

Peak SAR (extrapolated) = 0.677 W/kg

SAR(1 g) = 0.445 mW/g; SAR(10 g) = 0.277 mW/g

Maximum value of SAR (measured) = 0.565 mW/g

Zoom Scan (7x7x7)/Cube 1: Measurement grid: dx=5mm, dy=5mm, dz=5mm

Reference Value = 6.91 V/m; Power Drift = -0.019 dB

Peak SAR (extrapolated) = 0.639 W/kg

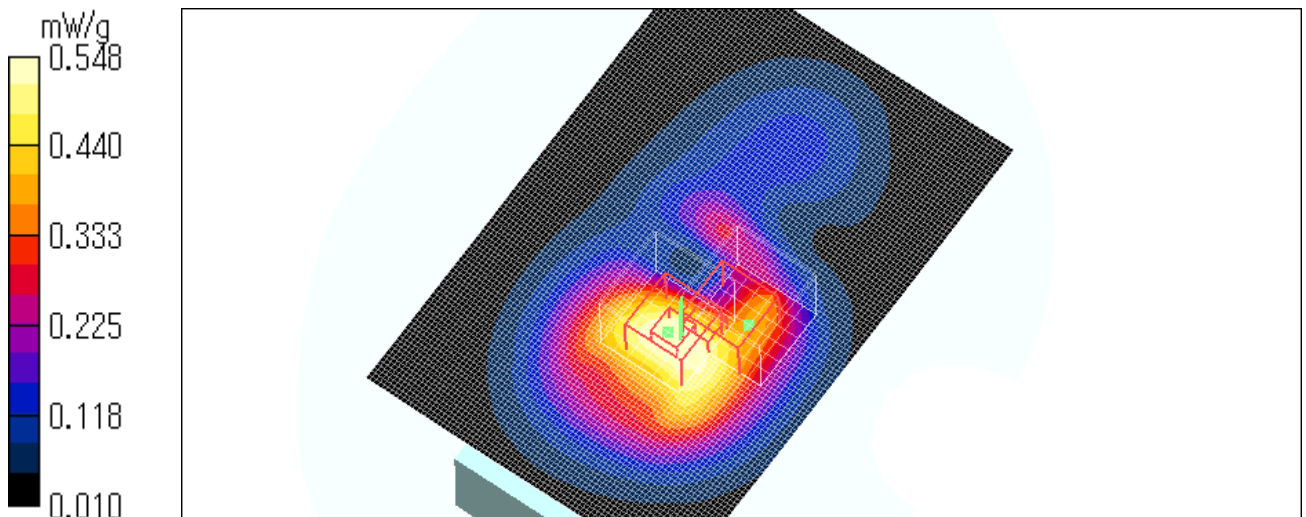
SAR(1 g) = 0.380 mW/g; SAR(10 g) = 0.215 mW/g

Maximum value of SAR (measured) = 0.548 mW/g

Test Date = 06/18/07

Ambient Temperature = 24.5degree.c

Liquid Temperature = Before 24.3 degree.C , After 24.3 degree.C



UL Japan, Inc.

Head Office EMC Lab.

4383-326 Asama-cho, Ise-shi, Mie-ken 516-0021 JAPAN

Telephone: +81 596 24 8116

Facsimile: +81 596 24 8124

PV250/ Body/ Rear / GPRS / 661ch(1880.0MHz)

Crest factor: 4.2

Medium: M1800 Medium parameters used: $f = 1880 \text{ MHz}$; $\sigma = 1.53 \text{ mho/m}$; $\epsilon_r = 53.1$; $\rho = 1000 \text{ kg/m}^3$

Phantom section: Flat Section

DASY4 Configuration:

- Probe: EX3DV4 - SN3540; ConvF(8.46, 8.46, 8.46); Calibrated: 2007/01/19

- Sensor-Surface: 2mm (Mechanical Surface Detection)

- Phantom: SAM 1196

- Measurement SW: DASY4, V4.6 Build 23; Postprocessing SW: SEMCAD, V1.8 Build 160

Area Scan (81x121x1): Measurement grid: $dx=15\text{mm}$, $dy=15\text{mm}$

Maximum value of SAR (interpolated) = 0.620 mW/g

Zoom Scan (7x7x7)/Cube 0: Measurement grid: $dx=5\text{mm}$, $dy=5\text{mm}$, $dz=5\text{mm}$

Reference Value = 6.59 V/m; Power Drift = -0.200 dB

Peak SAR (extrapolated) = 0.686 W/kg

SAR(1 g) = 0.449 mW/g; SAR(10 g) = 0.280 mW/g

Maximum value of SAR (measured) = 0.574 mW/g

Zoom Scan (7x7x7)/Cube 1: Measurement grid: $dx=5\text{mm}$, $dy=5\text{mm}$, $dz=5\text{mm}$

Reference Value = 6.59 V/m; Power Drift = -0.200 dB

Peak SAR (extrapolated) = 0.669 W/kg

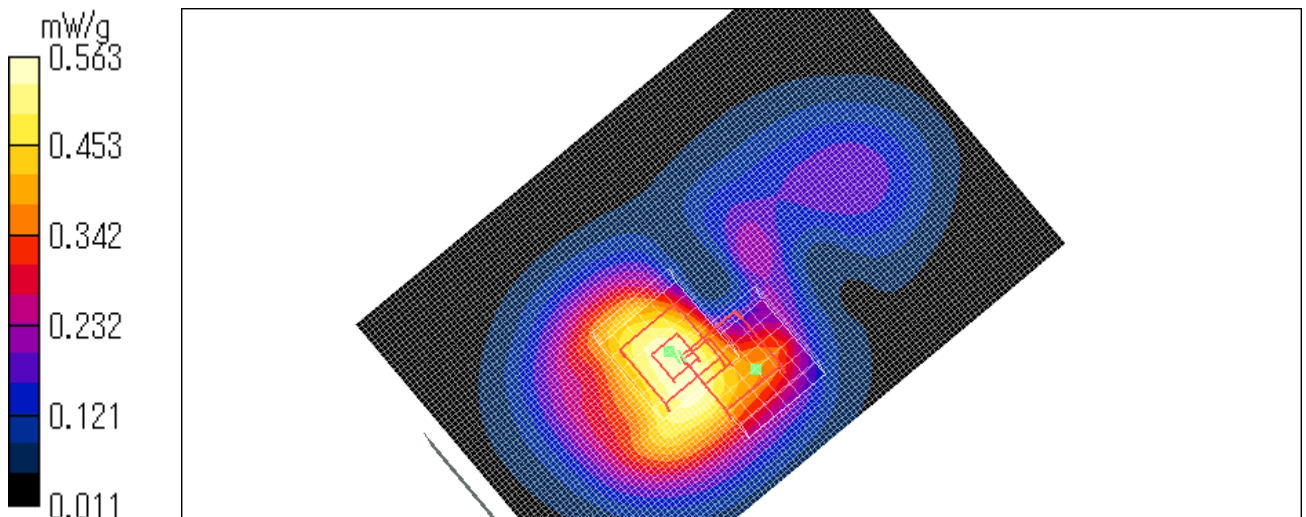
SAR(1 g) = 0.386 mW/g; SAR(10 g) = 0.216 mW/g

Maximum value of SAR (measured) = 0.563 mW/g

Test Date = 06/18/07

Ambient Temperature = 24.5degree.c

Liquid Temperature = Before 24.3 degree.C , After 24.3 degree.C



UL Japan, Inc.

Head Office EMC Lab.

4383-326 Asama-cho, Ise-shi, Mie-ken 516-0021 JAPAN

Telephone: +81 596 24 8116

Facsimile: +81 596 24 8124

Z-axis scan at max SAR location

PV250/ Body/ Rear / GPRS / 661ch(1880.0MHz)

Crest factor: 4.2

Medium: M1800 Medium parameters used: $f = 1880 \text{ MHz}$; $\sigma = 1.53 \text{ mho/m}$; $\epsilon_r = 53.1$; $\rho = 1000 \text{ kg/m}^3$

Phantom section: Flat Section

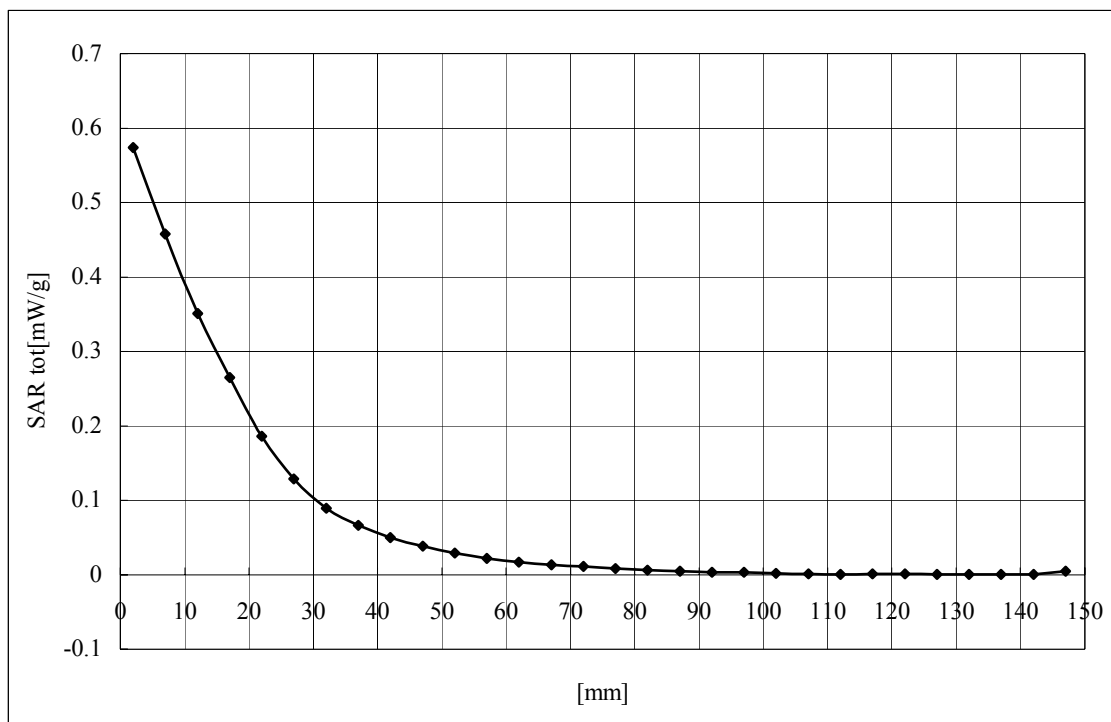
DASY4 Configuration:

- Probe: EX3DV4 - SN3540; ConvF(8.46, 8.46, 8.46); Calibrated: 2007/01/19

- Sensor-Surface: 2mm (Mechanical Surface Detection)

- Phantom: SAM 1196

- Measurement SW: DASY4, V4.6 Build 23; Postprocessing SW: SEMCAD, V1.8 Build 160



UL Japan, Inc.

Head Office EMC Lab.

4383-326 Asama-cho, Ise-shi, Mie-ken 516-0021 JAPAN

Telephone: +81 596 24 8116

Facsimile: +81 596 24 8124

PV250/ Body/ Rear / GPRS / 810ch(1909.8MHz)

Crest factor: 4.2

Medium: M1800 Medium parameters used: $f = 1880 \text{ MHz}$; $\sigma = 1.53 \text{ mho/m}$; $\epsilon_r = 53.1$; $\rho = 1000 \text{ kg/m}^3$

Phantom section: Flat Section

DASY4 Configuration:

- Probe: EX3DV4 - SN3540; ConvF(8.46, 8.46, 8.46); Calibrated: 2007/01/19

- Sensor-Surface: 2mm (Mechanical Surface Detection)

- Phantom: SAM 1196

- Measurement SW: DASY4, V4.6 Build 23; Postprocessing SW: SEMCAD, V1.8 Build 160

Area Scan (81x121x1): Measurement grid: $dx=15\text{mm}$, $dy=15\text{mm}$

Maximum value of SAR (interpolated) = 0.547 mW/g

Zoom Scan (7x7x7)/Cube 0: Measurement grid: $dx=5\text{mm}$, $dy=5\text{mm}$, $dz=5\text{mm}$

Reference Value = 5.89 V/m; Power Drift = 0.171 dB

Peak SAR (extrapolated) = 0.610 W/kg

SAR(1 g) = 0.396 mW/g; SAR(10 g) = 0.247 mW/g

Maximum value of SAR (measured) = 0.509 mW/g

Zoom Scan (7x7x7)/Cube 1: Measurement grid: $dx=5\text{mm}$, $dy=5\text{mm}$, $dz=5\text{mm}$

Reference Value = 5.89 V/m; Power Drift = 0.171 dB

Peak SAR (extrapolated) = 0.607 W/kg

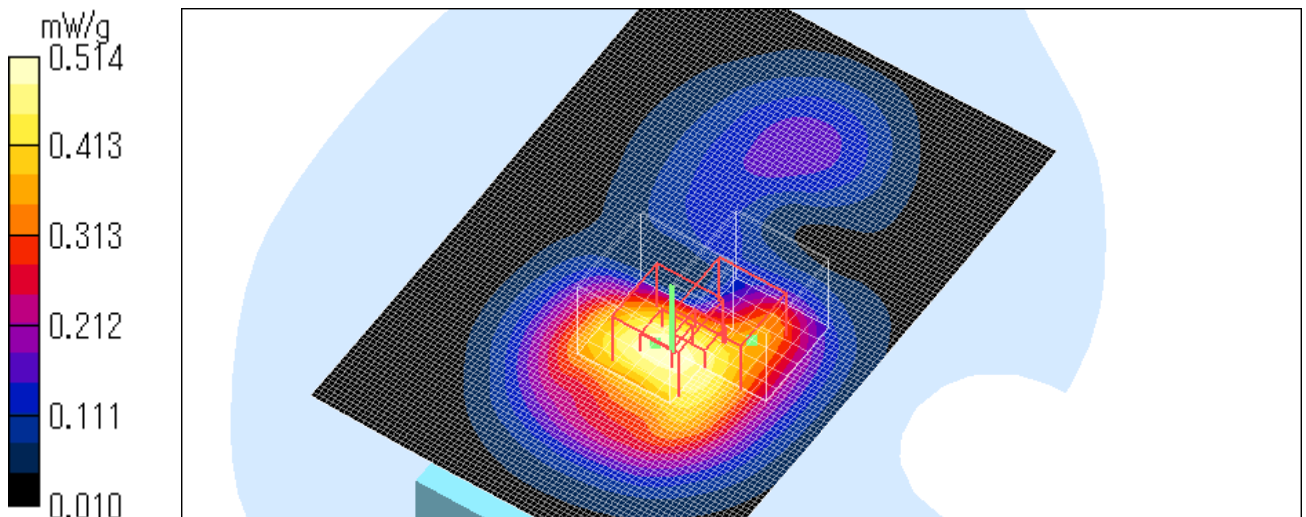
SAR(1 g) = 0.367 mW/g; SAR(10 g) = 0.204 mW/g

Maximum value of SAR (measured) = 0.514 mW/g

Test Date = 06/18/07

Ambient Temperature = 24.5degree.c

Liquid Temperature = Before 24.3 degree.C , After 24.3 degree.C



PV250/ Body/ Rear / EGPRS (GMSK) / 512ch(1850.2MHz)

Crest factor: 4.2

Medium: M1800 Medium parameters used: $f = 1880 \text{ MHz}$; $\sigma = 1.53 \text{ mho/m}$; $\epsilon_r = 53.1$; $\rho = 1000 \text{ kg/m}^3$

Phantom section: Flat Section

DASY4 Configuration:

- Probe: EX3DV4 - SN3540; ConvF(8.46, 8.46, 8.46); Calibrated: 2007/01/19

- Sensor-Surface: 2mm (Mechanical Surface Detection)

- Phantom: SAM 1196

- Measurement SW: DASY4, V4.6 Build 23; Postprocessing SW: SEMCAD, V1.8 Build 160

Area Scan (81x121x1): Measurement grid: $dx=15\text{mm}$, $dy=15\text{mm}$

Maximum value of SAR (interpolated) = 0.483 mW/g

Zoom Scan (7x7x7)/Cube 0: Measurement grid: $dx=5\text{mm}$, $dy=5\text{mm}$, $dz=5\text{mm}$

Reference Value = 12.6 V/m; Power Drift = -0.148 dB

Peak SAR (extrapolated) = 0.612 W/kg

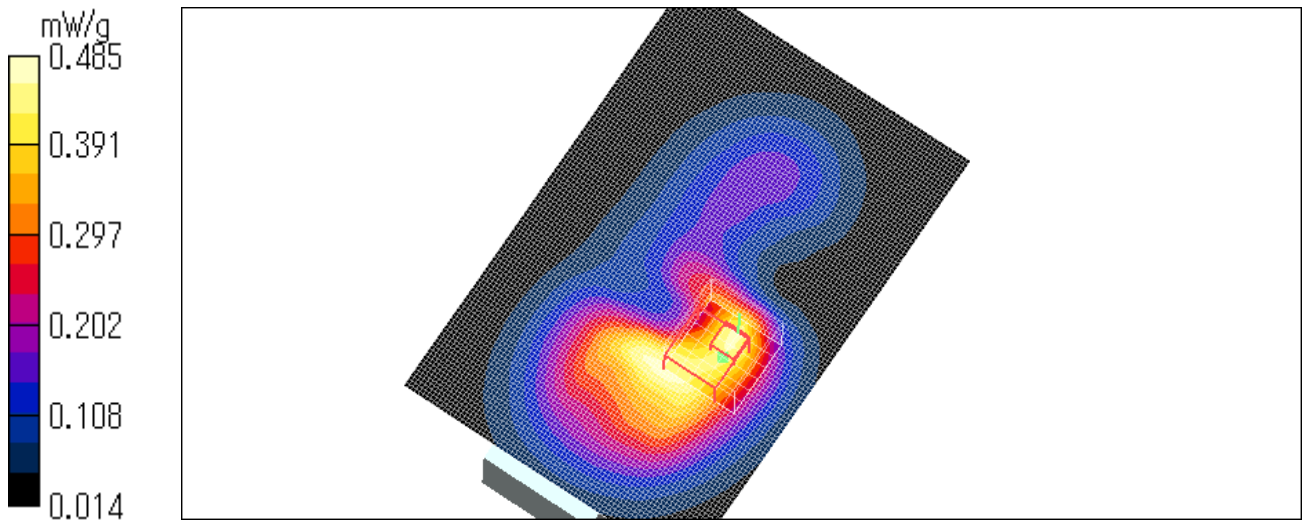
SAR(1 g) = 0.356 mW/g; SAR(10 g) = 0.223 mW/g

Maximum value of SAR (measured) = 0.485 mW/g

Test Date = 06/18/07

Ambient Temperature = 24.5degree.c

Liquid Temperature = Before 24.3 degree.C , After 24.3 degree.C



PV250/ Body/ Rear / EGPRS (GMSK) / 661ch(1880.0MHz)

Crest factor: 4.2

Medium: M1800 Medium parameters used: $f = 1880 \text{ MHz}$; $\sigma = 1.53 \text{ mho/m}$; $\epsilon_r = 53.1$; $\rho = 1000 \text{ kg/m}^3$

Phantom section: Flat Section

DASY4 Configuration:

- Probe: EX3DV4 - SN3540; ConvF(8.46, 8.46, 8.46); Calibrated: 2007/01/19

- Sensor-Surface: 2mm (Mechanical Surface Detection)

- Phantom: SAM 1196

- Measurement SW: DASY4, V4.6 Build 23; Postprocessing SW: SEMCAD, V1.8 Build 160

Area Scan (81x121x1): Measurement grid: $dx=15\text{mm}$, $dy=15\text{mm}$

Maximum value of SAR (interpolated) = 0.451 mW/g

Zoom Scan (7x7x7)/Cube 0: Measurement grid: $dx=5\text{mm}$, $dy=5\text{mm}$, $dz=5\text{mm}$

Reference Value = 8.21 V/m; Power Drift = -0.055 dB

Peak SAR (extrapolated) = 0.528 W/kg

SAR(1 g) = 0.350 mW/g; SAR(10 g) = 0.221 mW/g

Maximum value of SAR (measured) = 0.442 mW/g

Zoom Scan (7x7x7)/Cube 1: Measurement grid: $dx=5\text{mm}$, $dy=5\text{mm}$, $dz=5\text{mm}$

Reference Value = 8.21 V/m; Power Drift = -0.055 dB

Peak SAR (extrapolated) = 0.506 W/kg

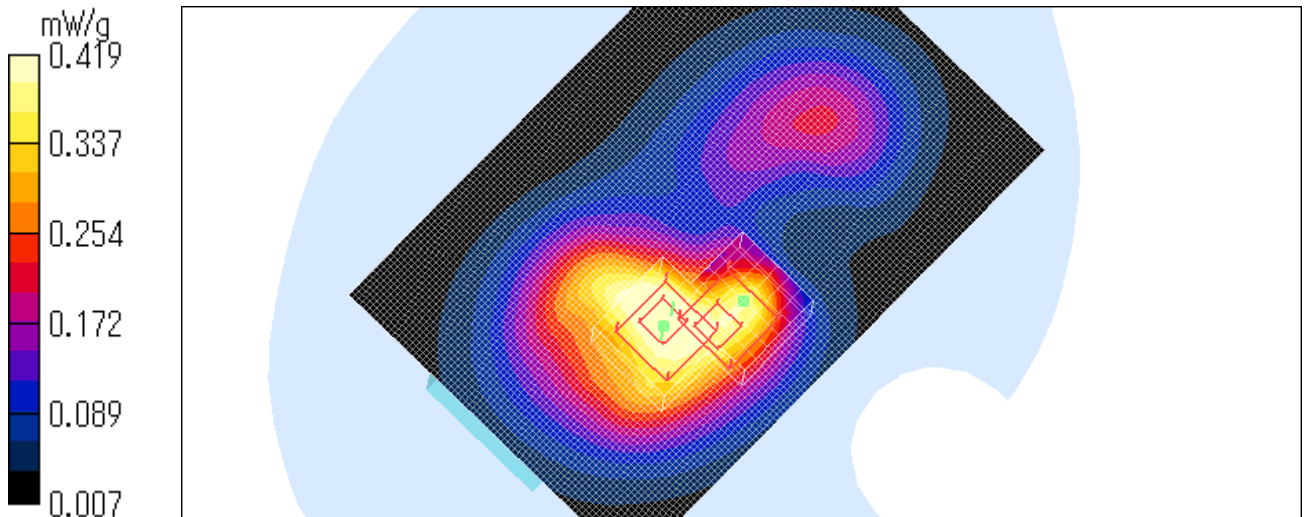
SAR(1 g) = 0.314 mW/g; SAR(10 g) = 0.189 mW/g

Maximum value of SAR (measured) = 0.419 mW/g

Test Date = 06/18/07

Ambient Temperature = 24.5degree.c

Liquid Temperature = Before 24.3 degree.C , After 24.3 degree.C



PV250/ Body/ Rear / EGPRS (GMSK) / 810ch(1909.8MHz)

Crest factor: 4.2

Medium: M1800 Medium parameters used: $f = 1880$ MHz; $\sigma = 1.53$ mho/m; $\epsilon_r = 53.1$; $\rho = 1000$ kg/m³

Phantom section: Flat Section

DASY4 Configuration:

- Probe: EX3DV4 - SN3540; ConvF(8.46, 8.46, 8.46); Calibrated: 2007/01/19

- Sensor-Surface: 2mm (Mechanical Surface Detection)

- Phantom: SAM 1196

- Measurement SW: DASY4, V4.6 Build 23; Postprocessing SW: SEMCAD, V1.8 Build 160

Area Scan (81x121x1): Measurement grid: dx=15mm, dy=15mm

Maximum value of SAR (interpolated) = 0.405 mW/g

Zoom Scan (7x7x7)/Cube 0: Measurement grid: dx=5mm, dy=5mm, dz=5mm

Reference Value = 6.35 V/m; Power Drift = 0.068 dB

Peak SAR (extrapolated) = 0.489 W/kg

SAR(1 g) = 0.320 mW/g; SAR(10 g) = 0.200 mW/g

Maximum value of SAR (measured) = 0.409 mW/g

Zoom Scan (7x7x7)/Cube 1: Measurement grid: dx=5mm, dy=5mm, dz=5mm

Reference Value = 6.35 V/m; Power Drift = 0.068 dB

Peak SAR (extrapolated) = 0.473 W/kg

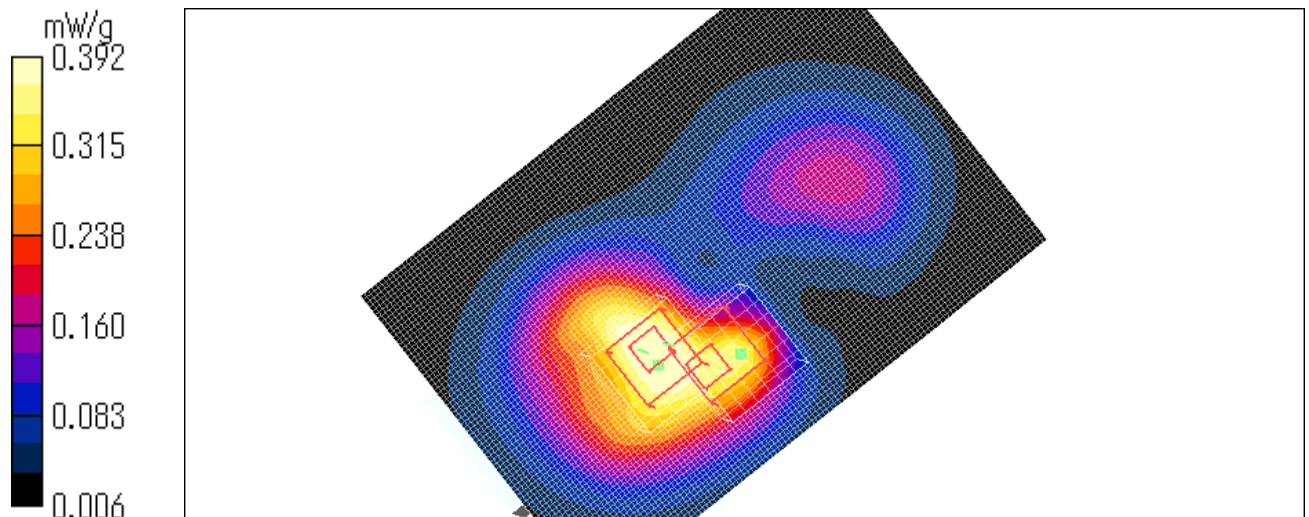
SAR(1 g) = 0.287 mW/g; SAR(10 g) = 0.171 mW/g

Maximum value of SAR (measured) = 0.392 mW/g

Test Date = 06/18/07

Ambient Temperature = 24.5degree.c

Liquid Temperature = Before 24.3 degree.C , After 24.2 degree.C



UL Japan, Inc.

Head Office EMC Lab.

4383-326 Asama-cho, Ise-shi, Mie-ken 516-0021 JAPAN

Telephone: +81 596 24 8116

Facsimile: +81 596 24 8124

PV250/ Body/ Rear / EGPRS (8PSK) / 512ch(1850.2MHz)

Crest factor: 4.2

Medium: M1800 Medium parameters used: $f = 1880 \text{ MHz}$; $\sigma = 1.53 \text{ mho/m}$; $\epsilon_r = 53.1$; $\rho = 1000 \text{ kg/m}^3$

Phantom section: Flat Section

DASY4 Configuration:

- Probe: EX3DV4 - SN3540; ConvF(8.46, 8.46, 8.46); Calibrated: 2007/01/19

- Sensor-Surface: 2mm (Mechanical Surface Detection)

- Phantom: SAM 1196

- Measurement SW: DASY4, V4.6 Build 23; Postprocessing SW: SEMCAD, V1.8 Build 160

Area Scan (81x121x1): Measurement grid: $dx=15\text{mm}$, $dy=15\text{mm}$

Maximum value of SAR (interpolated) = 0.115 mW/g

Zoom Scan (7x7x7)/Cube 0: Measurement grid: $dx=5\text{mm}$, $dy=5\text{mm}$, $dz=5\text{mm}$

Reference Value = 5.15 V/m; Power Drift = 0.077 dB

Peak SAR (extrapolated) = 0.136 W/kg

SAR(1 g) = 0.091 mW/g; SAR(10 g) = 0.057 mW/g

Maximum value of SAR (measured) = 0.115 mW/g

Zoom Scan (7x7x7)/Cube 1: Measurement grid: $dx=5\text{mm}$, $dy=5\text{mm}$, $dz=5\text{mm}$

Reference Value = 5.15 V/m; Power Drift = 0.077 dB

Peak SAR (extrapolated) = 0.139 W/kg

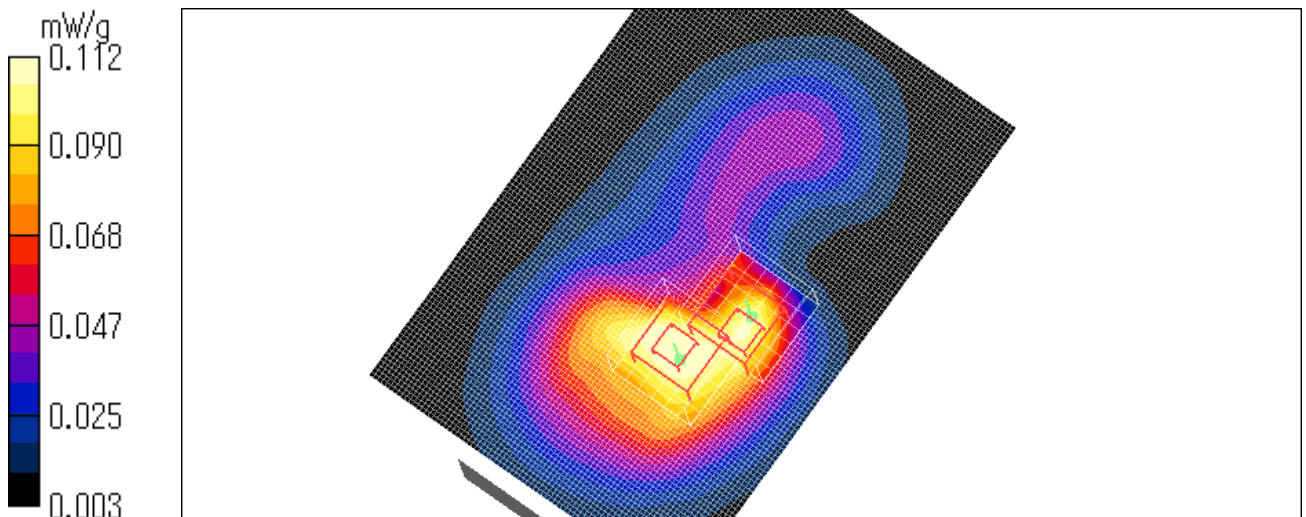
SAR(1 g) = 0.084 mW/g; SAR(10 g) = 0.050 mW/g

Maximum value of SAR (measured) = 0.112 mW/g

Test Date = 06/18/07

Ambient Temperature = 24.5degree.c

Liquid Temperature = Before 24.2 degree.C , After 24.2 degree.C



PV250/ Body/ Rear / EGPRS (8PSK) / 661ch(1880.0MHz)

Crest factor: 4.2

Medium: M1800 Medium parameters used: $f = 1880 \text{ MHz}$; $\sigma = 1.53 \text{ mho/m}$; $\epsilon_r = 53.1$; $\rho = 1000 \text{ kg/m}^3$

Phantom section: Flat Section

DASY4 Configuration:

- Probe: EX3DV4 - SN3540; ConvF(8.46, 8.46, 8.46); Calibrated: 2007/01/19

- Sensor-Surface: 2mm (Mechanical Surface Detection)

- Phantom: SAM 1196

- Measurement SW: DASY4, V4.6 Build 23; Postprocessing SW: SEMCAD, V1.8 Build 160

Area Scan (81x121x1): Measurement grid: $dx=15\text{mm}$, $dy=15\text{mm}$

Maximum value of SAR (interpolated) = 0.110 mW/g

Zoom Scan (7x7x7)/Cube 0: Measurement grid: $dx=5\text{mm}$, $dy=5\text{mm}$, $dz=5\text{mm}$

Reference Value = 4.10 V/m; Power Drift = 0.125 dB

Peak SAR (extrapolated) = 0.134 W/kg

SAR(1 g) = 0.088 mW/g; SAR(10 g) = 0.056 mW/g

Maximum value of SAR (measured) = 0.111 mW/g

Zoom Scan (7x7x7)/Cube 1: Measurement grid: $dx=5\text{mm}$, $dy=5\text{mm}$, $dz=5\text{mm}$

Reference Value = 4.10 V/m; Power Drift = 0.125 dB

Peak SAR (extrapolated) = 0.127 W/kg

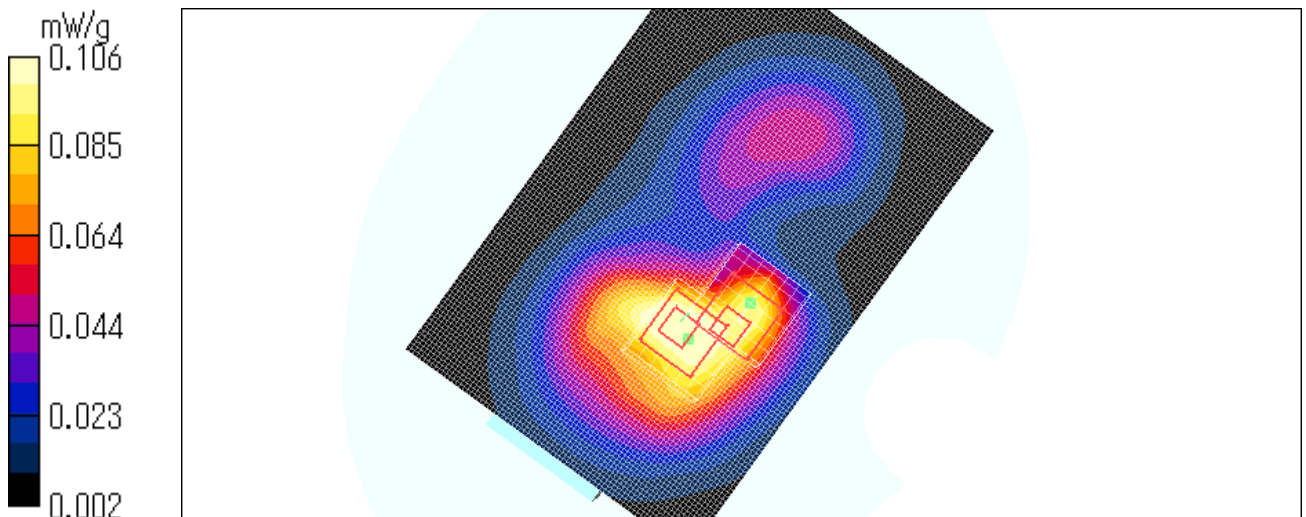
SAR(1 g) = 0.079 mW/g; SAR(10 g) = 0.048 mW/g

Maximum value of SAR (measured) = 0.106 mW/g

Test Date = 06/18/07

Ambient Temperature = 24.5degree.c

Liquid Temperature = Before 24.2 degree.C , After 24.2 degree.C



PV250/ Body/ Rear / EGPRS (8PSK) / 810ch(1909.8MHz)

Crest factor: 4.2

Medium: M1800 Medium parameters used: $f = 1880$ MHz; $\sigma = 1.53$ mho/m; $\epsilon_r = 53.1$; $\rho = 1000$ kg/m³

Phantom section: Flat Section

DASY4 Configuration:

- Probe: EX3DV4 - SN3540; ConvF(8.46, 8.46, 8.46); Calibrated: 2007/01/19

- Sensor-Surface: 2mm (Mechanical Surface Detection)

- Phantom: SAM 1196

- Measurement SW: DASY4, V4.6 Build 23; Postprocessing SW: SEMCAD, V1.8 Build 160

Area Scan (81x121x1): Measurement grid: dx=15mm, dy=15mm

Maximum value of SAR (interpolated) = 0.126 mW/g

Zoom Scan (7x7x7)/Cube 0: Measurement grid: dx=5mm, dy=5mm, dz=5mm

Reference Value = 2.93 V/m; Power Drift = -0.388 dB

Peak SAR (extrapolated) = 0.141 W/kg

SAR(1 g) = 0.089 mW/g; SAR(10 g) = 0.054 mW/g

Maximum value of SAR (measured) = 0.116 mW/g

Zoom Scan (7x7x7)/Cube 1: Measurement grid: dx=5mm, dy=5mm, dz=5mm

Reference Value = 2.93 V/m; Power Drift = -0.188 dB

Peak SAR (extrapolated) = 0.137 W/kg

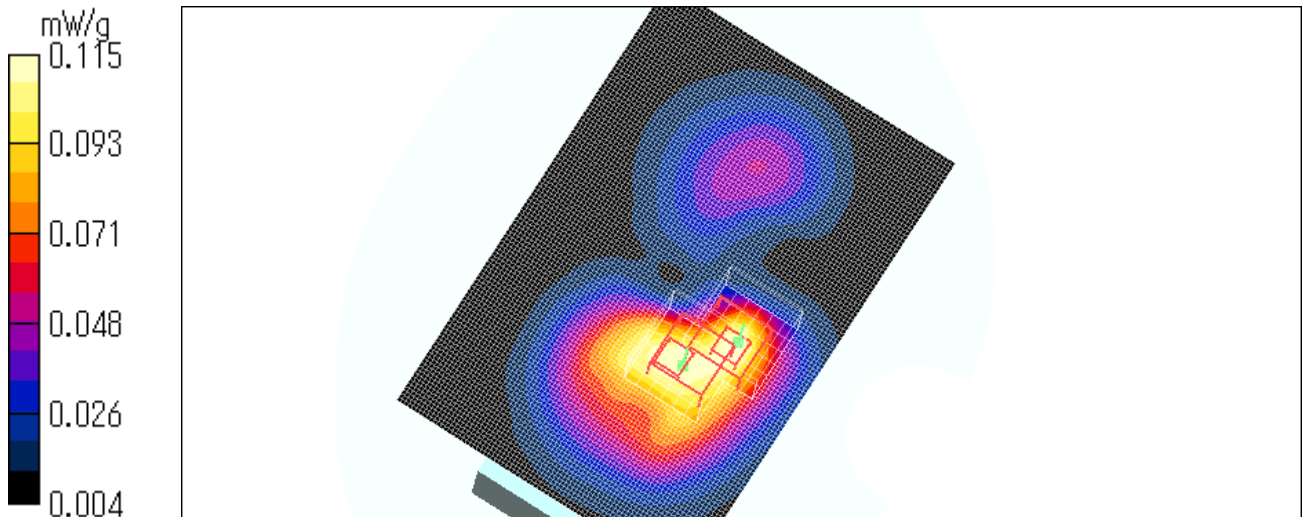
SAR(1 g) = 0.090 mW/g; SAR(10 g) = 0.058 mW/g

Maximum value of SAR (measured) = 0.115 mW/g

Test Date = 06/18/07

Ambient Temperature = 24.5degree.c

Liquid Temperature = Before 24.2 degree.C , After 24.2 degree.C



4. Measurement data (Bluetooth)

PV250/ Body/ Rear / Bluetooth / 2402MHz

Crest factor: 1

Medium: M2450 Medium parameters used: $f = 2450$ MHz; $\sigma = 2.04$ mho/m; $\epsilon_r = 51.3$; $\rho = 1000$ kg/m³

Phantom section: Flat Section

DASY4 Configuration:

- Probe: EX3DV4 - SN3540; ConvF(7.8, 7.8, 7.8); Calibrated: 2007/01/19

- Sensor-Surface: 2mm (Mechanical Surface Detection)

- Phantom: SAM 1196

- Measurement SW: DASY4, V4.6 Build 23; Postprocessing SW: SEMCAD, V1.8 Build 160

Area Scan (81x121x1): Measurement grid: dx=15mm, dy=15mm

Maximum value of SAR (interpolated) = 0.003 mW/g

Zoom Scan (7x7x7)/Cube 0: Measurement grid: dx=5mm, dy=5mm, dz=5mm

Reference Value = 0.932 V/m; Power Drift = -0.104 dB

Peak SAR (extrapolated) = 0.007 W/kg


SAR(1 g) = 0.0012 mW/g; SAR(10 g) = 0.000506 mW/g

Maximum value of SAR (measured) = 0.004 mW/g

Test Date = 06/19/07

Ambient Temperature = 24.5degree.c

Liquid Temperature = Before 24.5 degree.C , After 24.5 degree.C



UL Japan, Inc.

Head Office EMC Lab.

4383-326 Asama-cho, Ise-shi, Mie-ken 516-0021 JAPAN

Telephone: +81 596 24 8116

Facsimile: +81 596 24 8124

PV250/ Body/ Rear / Bluetooth / 2441MHz

Crest factor: 1

Medium: M2450 Medium parameters used: $f = 2450$ MHz; $\sigma = 2.04$ mho/m; $\epsilon_r = 51.3$; $\rho = 1000$ kg/m³

Phantom section: Flat Section

DASY4 Configuration:

- Probe: EX3DV4 - SN3540; ConvF(7.8, 7.8, 7.8); Calibrated: 2007/01/19

- Sensor-Surface: 2mm (Mechanical Surface Detection)

- Phantom: SAM 1196

- Measurement SW: DASY4, V4.6 Build 23; Postprocessing SW: SEMCAD, V1.8 Build 160

Area Scan (81x121x1): Measurement grid: dx=15mm, dy=15mm

Maximum value of SAR (interpolated) = 0.009 mW/g

Zoom Scan (7x7x7)/Cube 0: Measurement grid: dx=5mm, dy=5mm, dz=5mm

Reference Value = 1.13 V/m; Power Drift = -3.04 dB

Peak SAR (extrapolated) = 0.004 W/kg

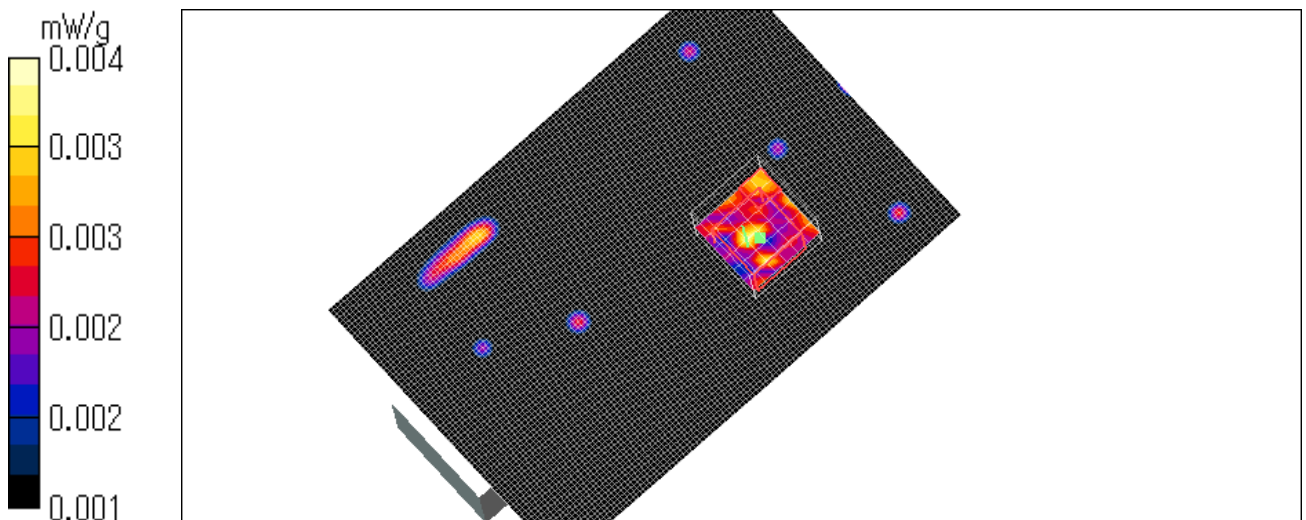
SAR(1 g) = 0.00119 mW/g; SAR(10 g) = 0.000463 mW/g

Maximum value of SAR (measured) = 0.004 mW/g

Test Date = 06/19/07

Ambient Temperature = 24.5degree.c

Liquid Temperature = Before 24.5 degree.C , After 24.5 degree.C



PV250/ Body/ Rear / Bluetooth / 2480MHz

Crest factor: 1

Medium: M2450 Medium parameters used: $f = 2450$ MHz; $\sigma = 2.04$ mho/m; $\epsilon_r = 51.3$; $\rho = 1000$ kg/m³

Phantom section: Flat Section

DASY4 Configuration:

- Probe: EX3DV4 - SN3540; ConvF(7.8, 7.8, 7.8); Calibrated: 2007/01/19

- Sensor-Surface: 2mm (Mechanical Surface Detection)

- Phantom: SAM 1196

- Measurement SW: DASY4, V4.6 Build 23; Postprocessing SW: SEMCAD, V1.8 Build 160

Area Scan (81x121x1): Measurement grid: dx=15mm, dy=15mm

Maximum value of SAR (interpolated) = 0.004 mW/g

Zoom Scan (7x7x7)/Cube 0: Measurement grid: dx=5mm, dy=5mm, dz=5mm

Reference Value = 1.01 V/m; Power Drift = 0.391 dB

Peak SAR (extrapolated) = 0.004 W/kg

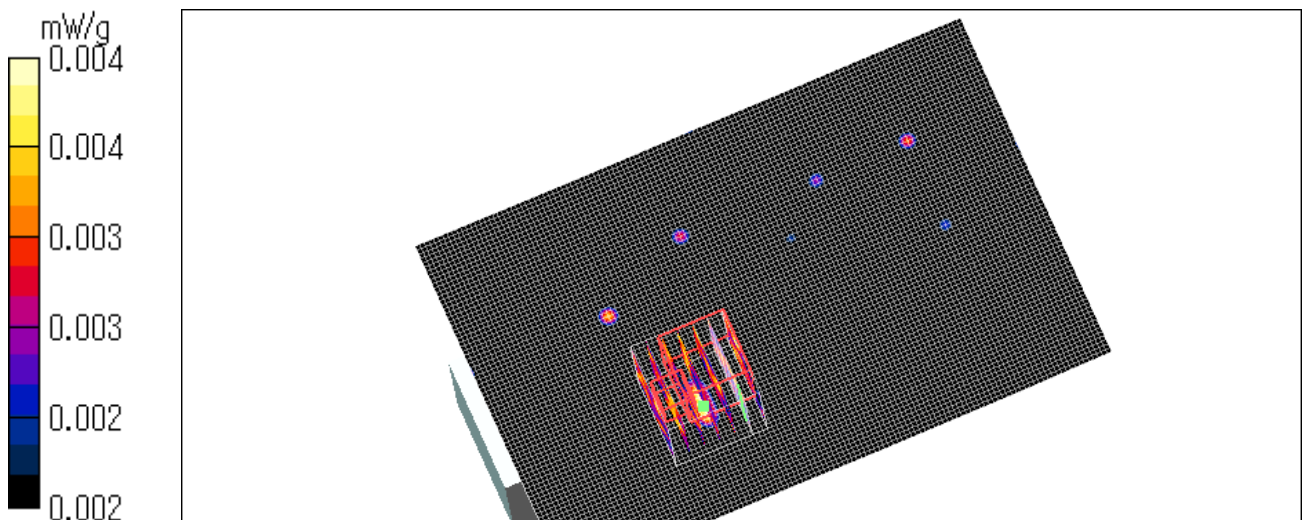
SAR(1 g) = 0.00125 mW/g; SAR(10 g) = 0.000527 mW/g

Maximum value of SAR (measured) = 0.004 mW/g

Test Date = 06/19/07

Ambient Temperature = 24.5degree.c

Liquid Temperature = Before 24.5 degree.C , After 24.5 degree.C



UL Japan, Inc.

Head Office EMC Lab.

4383-326 Asama-cho, Ise-shi, Mie-ken 516-0021 JAPAN

Telephone: +81 596 24 8116

Facsimile: +81 596 24 8124