


# **Decal Design & Production Facility**

## **Decal Process Document and Catalog**

---

Habitability and Environmental Factors Division



**National Aeronautics and  
Space Administration**

---

Lyndon B. Johnson Space Center  
Houston, Texas 77058

January, 2006

**DECAL DESIGN AND PRODUCTION FACILITY  
Decal Process Document and Catalog**

**NASA APPROVAL:**

\_\_\_\_\_  
Signature on file  
SF1/Thomas Rathjen  
Chief, Habitability and Environmental  
Factors Branch

\_\_\_\_\_  
Signature on file  
SF3/David Fitts  
Manager, Habitability and Human  
Factors Branch

\_\_\_\_\_  
Signature on file  
OB/Kathryn Lueders  
Manager, ISS Vehicle System  
& Integration Office

\_\_\_\_\_  
Signature on file  
SF3/Susan Baggerman  
System Manager, ISS Flight  
Crew Integration

\_\_\_\_\_  
Signature on file  
OC/Suzan Voss  
Manager, ISS Cargo  
Integration Office

**WYLE LABORATORIES APPROVAL:**

**CARGO MISSION CONTRACT  
APPROVAL:**

\_\_\_\_\_  
Signature on file  
Keith Kreuzberg  
Habitability and Environmental  
Factors Group Manager

\_\_\_\_\_  
Signature on file  
Bastion/Frances Jones  
Supervisor, Decal Design  
Production Facility

Prepared By  
MEI Technologies  
Contract NAS9-18800  
For  
Space and Life Sciences Directorate  
SF/Habitability and Environmental Factors Division

NATIONAL AERONAUTICS AND SPACE ADMINISTRATION  
LYNDON B. JOHNSON SPACE CENTER  
HOUSTON, TEXAS

January, 2006



## TABLE OF CONTENTS

	<u>Page</u>
INTRODUCTION .....	1
APPLICABLE DOCUMENTS.....	2
REFERENCE DOCUMENTS .....	3

### PART I

#### DECAL DESIGN & PRODUCTION FACILITY (DDPF) PROCESS

<u>Section</u>	<u>Page</u>
1.0 DDPF PROCESS .....	5
1.1 Capabilities and Processes .....	5
1.1.1 Quality Assurance.....	5
1.2 DDPF Decals and Placards .....	6
1.2.1 Permanent Decals.....	6
1.2.2 Temporary Decals.....	6
2.0 INITIATING SERVICES FOR DECALS AND PLACARDS .....	7
2.1 Initiating Services .....	7
2.1.1 DDPF Catalog Decals (Flight and Non-Flight) .....	8
2.1.2 Non-Flight Decals and Placards.....	8
2.1.3 Flight Decals and Placards.....	8
3.0 ISS PAYLOAD LABEL APPROVAL PROCESS FLOW .....	9
3.1 Early Coordination and Formal Label Evaluations.....	9
3.2 Final Acceptance of Payload Labels.....	9
4.0 IMS LABEL PROCESS FLOW .....	10
4.1 IMS Bar Code Label Production.....	10
4.2 IMS Number Selection .....	10
4.3 IMS Number Review .....	10
4.4 Ordering IMS Labels from the DDPF .....	10
4.5 DDPF IMS Bar Code Label Production .....	11
5.0 MATERIAL REQUIREMENTS FOR FLIGHT DECALS AND PLACARDS .....	12
5.1 Specific Material Requirements For Decals and Placards .....	12
5.1.1 IVA .....	12
5.1.1.1 Flammability (FLAM) .....	12

<u>Section</u>	<u>Page</u>
5.1.1.2 Odor (ODOR) .....	13
5.1.1.3 Toxic Offgassing (TOX).....	13
5.1.1.4 Fungus (FUNGUS) .....	13
5.1.1.5 Polyvinyl Chloride (PVC).....	13
5.1.2 LEO Exposure.....	13
5.1.2.1 Thermal Vacuum Stability (TVS).....	13
5.1.2.2 Atomic Oxygen and Ultraviolet (AO/UV).....	13
5.1.2.3 Thermal Cycling (TC).....	14
5.2 Evaluation of Flight Decal and Placard Materials .....	14
5.2.1 Base Decal or Placard Materials .....	14
5.2.1.1 Recommended Decal or Placard Base Material for IVA Applications.....	14
5.2.1.2 Recommended Decal or Placard Base Material for EVA Applications .....	14
5.2.1.3 Contact for material use .....	15
5.3 Preparation of Surface.....	15
5.4 Application.....	15

## PART II

### **DECAL DESIGN & PRODUCTION FACILITY CATALOG**

<u>Section</u>	<u>Page</u>
6.0 PURPOSE OF THE DDPF CATALOG .....	17
7.0 FLIGHT CERTIFIED DECAL & PLACARD TYPES.....	18
7.1 IDENTIFICATION/INFORMATION .....	22
7.2 UTILITY .....	76
7.3 LOCATION CODING.....	111
7.4 CAUTION & WARNING .....	122
7.5 INSTRUCTIONAL.....	147
7.6 IMS BARCODE .....	152
8.0 DDPF SAMPLE FORMS .....	165
9.0 INDEX OF CATALOG DRAWINGS .....	169

## INTRODUCTION

This document is in two parts:

### Part I: Decal Design and Production Facility (DDPF) Process

This process is designed to provide the reader with a description of the Decal Design and Production Facility (DDPF) and its processes. This description will include the DDPF capabilities, processes and guidelines for those interested in initiating services.

### Part II: Decal Design and Production Facility Catalog

The Decal Design and Production Facility Catalog is the standard flight decal catalog, complete with illustrations and part numbers. As hardware developers identify labels that have common applicability across end items, these labels can be evaluated for “standard decal classification” and entered into the Decal Catalog for general use. The hardware developer must have a label design that meets current, applicable labeling requirements, and submit it to the DDPF as a standard label candidate. Upon approval the label will be added to the Decal Catalog.

NOTE: The advantage of identifying Flight decals in this catalog is that a released drawing is already in place, and the products will be flight certified. A JSC Form 733, Support Request, is all that is required to order decals and placards from the decal catalog. When ordering IMS (Inventory Management System) barcode labels, you will need to order through the **MIDAS/BITS** website. Further information on the website can be obtained by contacting the OC4/BITS Coordinator.

### NOTICE:

The Decal Design & Production Facility (DDPF) requires **nominal lead-time of 30 business days to produce orders**. The lead-time **excludes** weekends, holidays, and “stand-down” days. The 30-day lead-time begins when the Support Request (SR) is received in the DDPF, logged and an SR number is assigned (reference figure 2.0). Requests are processed as quickly as possible, but in the event of conflicting delivery requirements, the Manager of the DDPF reserves the right to **prioritize requests**. Production of decals for the current flight in work always takes first priority.

All SR's for flight decals not included in this catalog must be accompanied by a released flight drawing. The released flight drawing must call out the NASA approved material part numbers and manufacturer, names of materials required and or Military Specifications.

Please be encouraged to call before making a final release drawing to confirm these numbers, names, manufacturers, and etc. If the specifications are in order, the decals will be produced, checked, and shipped within 30 business days.

For questions not addressed in this document concerning the **ordering** of non-IMS labels, contact the Supervisor of the DDPF at 281-853-3795 or 281-853-3790.

***Please keep in mind “Flight Decals are Flight Hardware” and must adhere to all flight requirements/specifications.***

**APPLICABLE DOCUMENTS**

JPR 1700.1	07/05	JSC Safety Handbook
JSC 27301	02/25/02	Materials Control Plan for JSC Space Station Government Furnished Equipment Hardware
JSCM 5312		Quality Assurance Manual
NSTS 5300.4(ID-2)	09/10/97	Safety, Reliability, Maintainability & Provisioning for Space Shuttle
NSTS 07700, XIV, Appendix 7, Rev. K	06/28/02	System Description & Design Data for Extravehicular Activities
JSC 29353	08/26/02	Flammability Configuration Analysis for Spaceflight Applications
SP-R-0022	09/09/74	Vacuum Stability Requirements of Polymeric Material for Spacecraft Applications
SSP 30233	07/16/99	Space Station Requirements for Materials and Processes
SSP 30575	01/28/03	International Space Station Interior and Exterior Operational Location Coding System
SSP 41000	09/30/05	International Space Station Specification
SSP 41162	09/30/02	United States On Orbit Segment Specification
SSP 50005 DCN-008 (NASA-STD-3000/T)	08/30/04	International Space Station Flight Crew Integration Standard
SSP 50007	11/2004	Space Station Inventory Management System Label Specifications
SSP 50008	07/23/01	International Space Station Internal Color Scheme
SSP 50014	02/02/00	International Space Station Utility Coding Specifications
SSP 57000 Appendix C	09/04/03	ISS Payload Labeling Requirements

**REFERENCE DOCUMENTS**

JSC 36044	04/23/04	Space Station Mission Operations Acronyms and Abbreviations
JPR 8080.5	03/15/05	JSC Design and Procedural Standards
JSC-Spec-M1-B	11/85	Specification Marking and Identification
NASA-STD-3000, Vol I,	07/28/95	Man Systems Integration Standards (MSIS)
NASA-STD-6001	02/98	Flammability, Odor, Off-gassing, and Compatibility Requirements and Test Procedures for Materials in Environments that Support Combustion
SC-D-001		General Specification, Metal Foil Decals
JSC 20658	03/92	Quality Assurance Support Plan for the Man Systems Division
SSP 50254	5/28/05	Space Station Mission Operations Nomenclature
Title 29 CFR 1910.1200		Hazard Communication (OSHA Standard)



# **PART I**

## **Decal Design & Production Facility Process (DDPF)**

## **1.0 DDPF PROCESS**

The purpose of the DDPF is to produce decals, placards, labels and related graphic services and materials to NASA and its contractors.

The DDPF produces decals for:

- a. Space Shuttle
- b. Space Station and International Partners
- c. Spacehab
- d. NASA equipment on Russian vehicles/Space Station.

The primary objective of the DDPF is to produce the highest quality decals and placards for the lowest possible cost. To achieve this objective, the DDPF has an active team, which constantly searches for the most efficient and effective way to produce decals.

If you require a decal not in this catalog, please consult the DDPF prior to the final design and formal release of your drawings.

All flight decals require a released flight drawing prior to decal production.

Members of the DDPF team will consult closely with each customer to determine which product will suit the specific customer needs. This helps to eliminate costly repeats, inappropriate specifications, and drawing revisions. We welcome your input and the opportunity to be of service.

Please contact the Manager of the DDPF any time: Telephone (281) 853-3795/(281) 853-3790, or Fax (281) 853-3799.

The Decal Design and Production Facility is a NASA/JSC facility providing state of the art flight certified and non-flight decals and placards for all human space programs. The DDPF works closely with the customer and various engineering groups to determine the most logical material selection for decals and placards. Occasionally the materials selected to suit a certain need may not be available in colors that are required, or a material may be preferred based on appearance but it is not suitable for EVA/IVA use or long duration. The DDPF has all flight materials tested for flight certification at the White Sands Test Facility, and is knowledgeable of appropriate materials for flight.

### **1.1 Capabilities and Processes**

The DDPF is a unique facility that offers all decal production processes to develop flight approved “bagged and tagged” decal kits, or non-flight decals, placards, and labels, under one roof. This approach provides NASA with a safe, consistent, cost effective method to produce standard and mission unique flight and training decals of the highest quality.

#### **1.1.1 Quality Assurance**

All decals undergo at least three quality checks before release. At the technical stage, a decal is inspected against a drawing to ensure that the correct spelling, size and type of negative has been produced. Next, a technician reviews the production of the decal to prevent the occurrence of defects. The final checkpoint is the actual “bagging and tagging” stage of decal production. At this stage the decal is checked against a released drawing for flight decals, or drawings/sketches for non-flight decals, ensuring that the decal is exactly what the drawing requested. Then, the decals are placed in a sealed zip-lock bag. Flight decals are identified with a parts tag containing part number, part name, shelf life, lot number and quantity. The flight labels are then ready to be transferred to a bonded storage or shipped to the customer.

NASA Safety Reliability Maintainability & Quality Assurance (SRM & QA) inspectors are designated within the DDPF.

## 1.2 DDPF Decals and Placards

The DDPF manufactures flight-certified decals and placards. Questions often arise concerning the differences between a “decal” and a “placard” in regard to their functional purpose and physical characteristics. The following descriptions will clarify the difference between these two items. In this document the term "Decal" may be used to indicate both decals and placards.

DECAL - A decal is a pliable material that contains information and/or graphics printed on a surface, which can easily conform and adhere to irregularly shaped or smooth surfaces. Examples of common materials used are paper stocks, vinyl (2 - 4 mil), polyester film, photosensitive films and nomex cloth.

Typical functions of decals include the following:

- A. Instructional Decals
- B. International Symbols (Radiation, Biohazard, Flammability, Caution and Warning, etc.)
- C. Picture Decals (Graphically shows orientation and identification of stowed items)
- D. Contents Decals (List of stowed items in lockers and trays)
- E. Location Coding Decals (Identifies assigned areas within the vehicle)
- F. Inventory Management System (BITS) Label
- G. Logos (Directorate, Division, Department, Company, etc.)

PLACARD - A placard is a rigid panel that contains information and/or graphics printed on its surface, which is either adhered or fastened to a flat, smooth surface. Placard panels can be die cut, embossed, and “reverse printed” on the back of the panel, depending on the type of material used for manufacturing. The materials most commonly used on this type of placard are lexan, acrylic, and polyester based transparent films. Other materials such as aluminum, sheet metals, stainless steel, and various plastics can be used to manufacture placards for more harsh environments.

Typical Functions of Placards include the following:

- A. Overlay Panels (Die cut, containing nomenclature and graphics for control panels)
- B. Close Out Panels (Contain graphics and nomenclature and closes out access to specific areas, e.g. nonfunctional switches on a switch panel)
- C. Location Coding on the exterior of the Transverse Truss Assembly
- D. Signs (Instruction, Orientation and Identification)
- E. Mock-up and Training Placards (High Fidelity, Full Color Placard Panels to represent accurately Space Station Rack components and hardware for evaluation)
- F. Pressure Sensitive Membrane Switch Panel

### 1.2.1 Permanent Decals

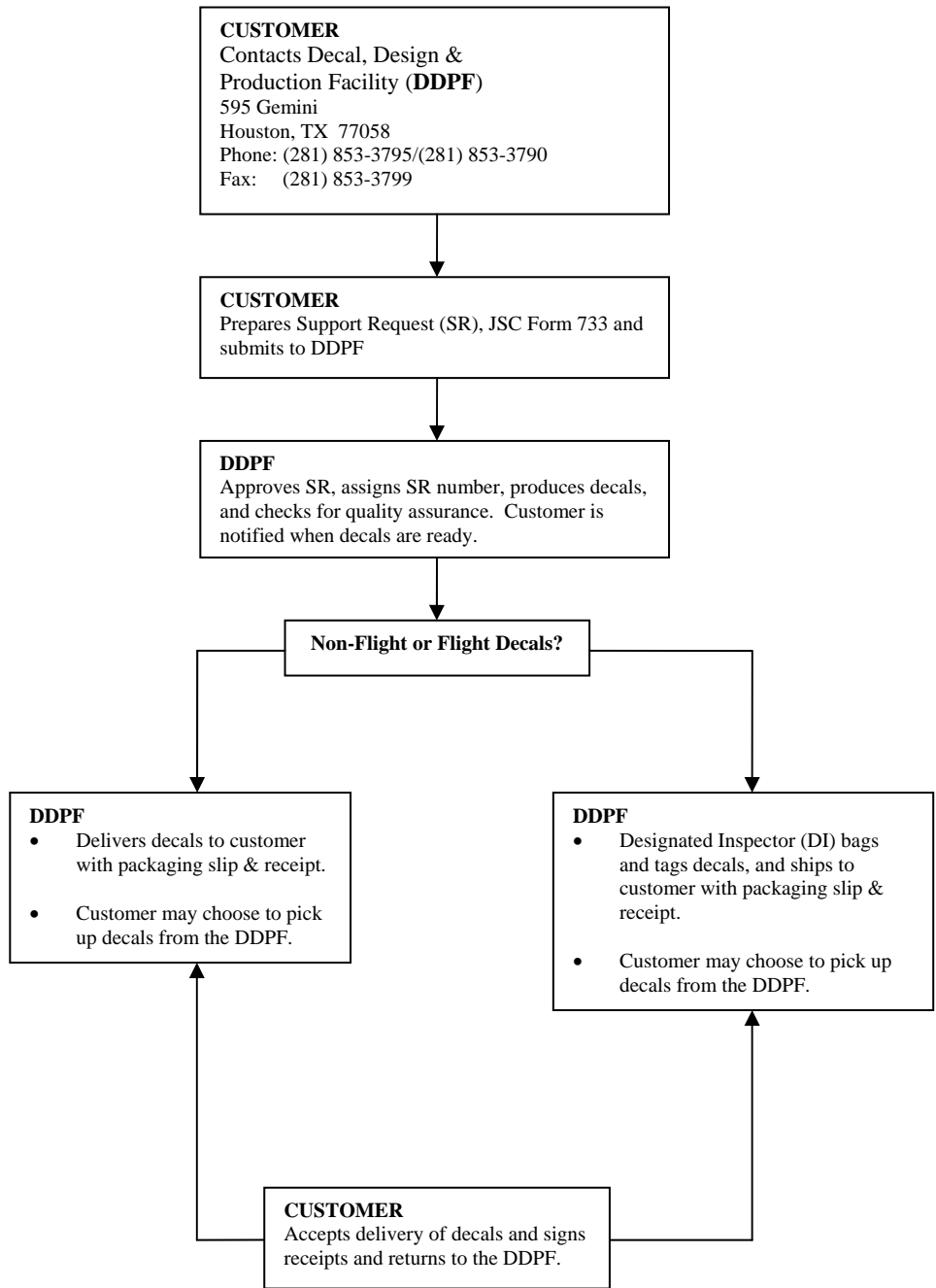
Permanent decals are designed for long duration service. Therefore, they are not easily removed and may be destroyed in the attempt.

### 1.2.2 Temporary Decals

Temporary decals may be a decal that rests on top of another, as is the case on a can of film. When the top decal is removed, the bottom decal reading (exposed) is then visible.

**2.0 INITIATING SERVICES FOR DECALS AND PLACARDS**

**2.1** Figure 2-1 below depicts how customers can initiate production of decals and placards.



NOTE: All art work is saved and filed by drawing number. Job repeats should be requested by the original drawing number.

**Figure 2-1 Initiating Services for Decal Production**

### **2.1.1 DDPF Catalog Decals (Flight and Non-Flight)**

If decals are for flight, then a released flight drawing is required prior to production. However, if a client can use a standard decal from Part II of this document (the Decal Catalog), no drawing is required. Its presence here indicates that the drawing is already on file at the DDPF. In either case, the client shall be responsible for ensuring the proper lead-time for decal orders to meet hardware production schedules.

This lead time is defined as follows: The client shall identify on JSC Form 733 the requested part numbers, the latest drawing revision letters/numbers, quantities, delivery dates, contract number, and shipping information, **30 working days, (about 6 calendar weeks)** in advance of need. In addition, the client shall provide engineering drawings (in the case of flight decals not in this DDPF Catalog) in advance of the need date.

### **2.1.2 Non-Flight Decals and Placards**

Non-flight decals require the following to process:

- a. DDPF Support Request (Form 733)
- b. Fabrication drawing or sketch of desired decal.

### **2.1.3 Flight Decals and Placards**

Flight “Decals” that are not identified in this catalog require a hardware developer to:

- a. Release a flight engineered fabrication drawing(s)
- b. Complete a DDPF Support Request (JSC Form 733)

### 3.0 ISS PAYLOAD LABEL APPROVAL PROCESS FLOW

This section describes the process and flow for approval of all ISS payload labels. All ISS payloads are required to have Habitability and Environmental Factors Division (HEFO) (formerly Flight Projects Division) (FPD) verify payload label designs against the Human Factors Engineering (HFE) labeling requirements in SSP 57000 Appendix C. Figure 3-1 depicts the ISS Payload Label Approval Process flow.

#### 3.1 Early Coordination and Format Label Evaluations

At the start of the process, the payload developer and HEFO begin coordinating with one another. HEFO provides information about the label approval process and answers questions regarding the requirements. The payload developer provides HEFO with basic information about the payload, and proposed label designs in the form of *pre-released* engineering drawings. HEFO will perform a Formal Label Evaluation of proposed label designs. The Formal Label Evaluation, in the form of a requirements checklist, will be returned to the developer. The developer will then adjust label designs HEFO’s recommendations in the checklist, and/or propose additional or alternate solutions to requirements violations. It is at this stage of the process where the bulk of the work, in terms of label design corrections, should occur, because the cost of changing should be minimal. Note: HEFO suggests developers request formal label evaluations before engineering drawings are officially released, because the cost (in time and dollars) to make final changes to the labels will be higher after the drawings are released.

#### 3.2 Final Acceptance of Payload Labels

Once the payload’s design has matured to the point where engineering drawings are released, the developer should request final acceptance of their labels from HEFO. The developer will supply HEFO with the *released* engineering drawings. The goal of the process is that, if the developer has been working with HEFO early on, as described above, no changes should be needed to correct requirements violations at this late stage.

HEFO will deliver the Final Disposition Form (Form # 732) to the developer. The signed Form 732 is the formal record of whether or not the labels are approved. If there are still serious requirements violations, the developer will either correct the problems and re-submit updated drawings to HEFO, or they can request a waiver via the ISS Payload Office (OZ3) PIRN Technical Review (PTR) board for final disposition.

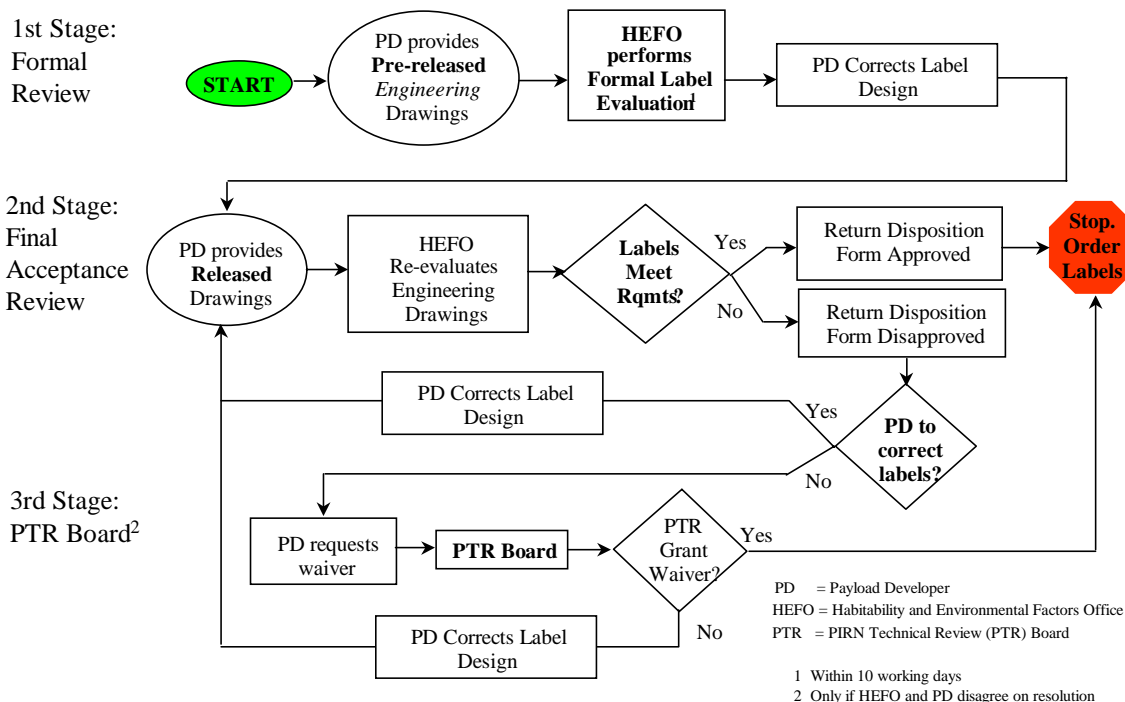


Figure 3-1 ISS Payload Label Approval Process Flow

## 4.0 IMS LABEL PROCESS FLOW

This section describes the process and flow for development of Inventory Management System (IMS) labels. This includes 1) the DDPF role in the fabrication of the IMS Labels as they are requested by the hardware provider through the **MIDAS/BITS website** and 2) the related procedures to issue and track the data. Figure 4-1, depicts the IMS issuance and tracking scheme. The procedures below are based upon these flow paths.

As noted in SSP 50007, ISS Inventory Management Label Specification Document, and as depicted in Figure 4-1, it is the responsibility of the **hardware provider** to ensure that the IMS label is placed on each hardware item. Additionally, the hardware provider must provide the part number, serial number, & IMS barcode number **as noted in SSP 50007**.

The website is [http://iss-www.jsc.nasa.gov/ss/issapt/ouipt/BITS/Barcode\\_Ordering.htm](http://iss-www.jsc.nasa.gov/ss/issapt/ouipt/BITS/Barcode_Ordering.htm)

### 4.1 IMS Barcode Label Production

The IMS barcode labels will be fabricated per the information provided by the hardware provider and BITS Coordinator through the **MIDAS/BITS website**. The standards for printing operational nomenclatures on labels must be **coordinated through the Operations Nomenclatures Team**.

### 4.2 IMS Number Selection

IMS numbers are automatically generated through the MIDAS/BITS Database. For customized IMS numbers, contact the OC4/Barcode Coordinator.

### 4.3 IMS Number Review

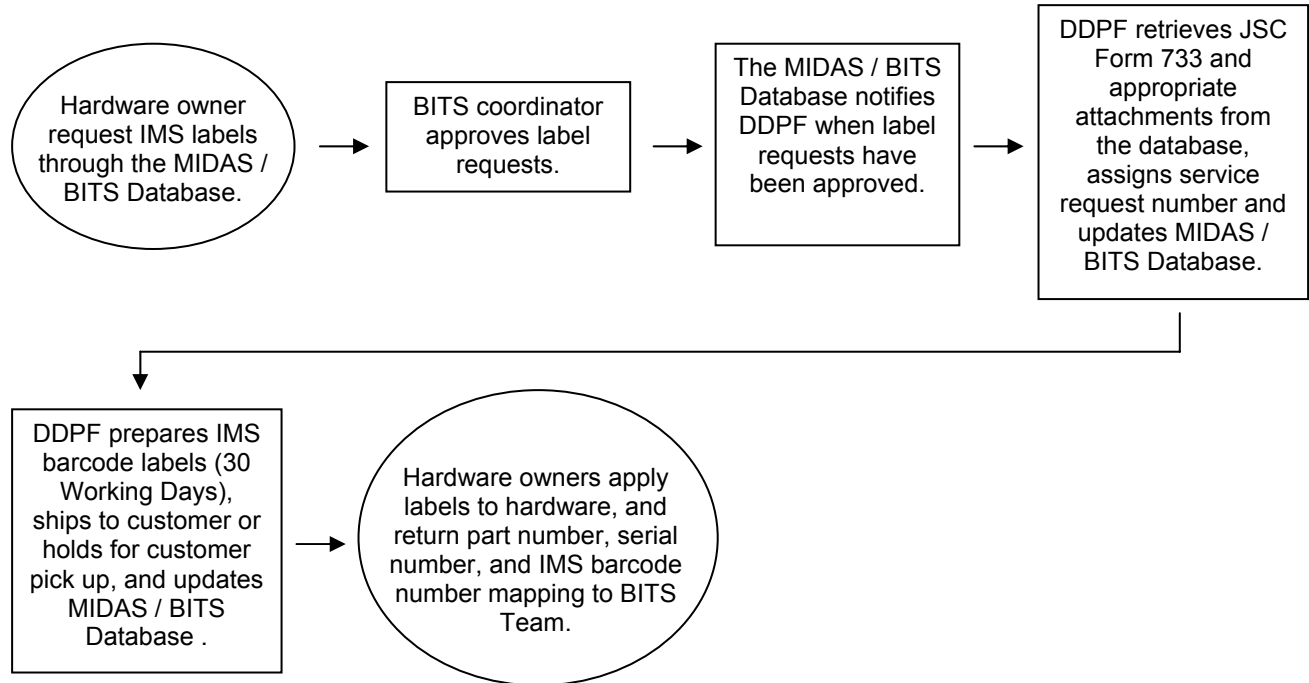
Deleted

### 4.4 Ordering IMS Labels from the DDPF

All requests for IMS labels must be routed through the BITS Coordinator for **approval**. Any requests for IMS labels that have not been approved by the BITS Coordinator will be returned to the requester. The **MIDAS/BITS Database** will notify the DDPF when a request for IMS labels has been approved. The DDPF will retrieve the JSC Form 733 and JF 1364 from the database for scheduling, production, and assignment of DDPF Support Request numbers. IMS label specifications are included in Part II of this catalog.

#### 4.5 DDPF IMS Barcode Label Production

The Decal Design and Production Facility (DDPF) shall fabricate the labels and ship them to the user or hold for customer pick-up. Once the JSC Form 733 is logged in, the typical DDPF turnaround time will be 30 working days. **The IMS barcode label requester shall be responsible for ensuring the proper lead-time for IMS barcode label orders to meet hardware production or packing schedules.** See figure 4-1. Any deviations from the nominal 30-day turnaround time must be coordinated between the hardware provider and the DDPF.



**Figure 4-1 IMS Barcode Label Request Process Flow**

\* OC4/BITS Coordinator may require up to **10** working days to approve requests for IMS labels. This **10** working day turnaround assumes that the hardware provider has already received approval for submitted operational nomenclature.



## 5.0 MATERIAL REQUIREMENTS FOR FLIGHT DECALS AND PLACARDS

Flight decals and placards fabricated by the DDPF shall meet the requirements of SSP 30233 Rev.E. "Space Station Requirements for Materials and processes" as implemented by JSC 27301 "Materials Control Plan for JSC Space Station GFE".

The materials used to fabricate flight decals and placards shall be evaluated for flammability, toxic offgassing, odor, and fungus resistance for use in the habitable volumes (IVA). Also, for thermal vacuum stability for uses with short-term low earth orbit (LEO) exposure (less than 180 days), and for thermal vacuum stability, atomic oxygen and ultraviolet resistance, and thermal cycling for uses with long term LEO exposure (greater than 180 days).

NOTE: For a list of Decal or Placard Materials for Low Earth Orbit Exposure (LEO)/EVA applications, refer to section 5.2.1.1 "Preferred Choice of Decal or Placard Base Material for IVA Application" and 5.2.1.2 "Preferred Choice of Decal or Placard Base Material for EVA Applications" of this document.

### 5.1 Specific Material Requirements For Decals and Placards

#### 5.1.1 IVA

##### 5.1.1.1 Flammability (Flam)

Flight decals and placards shall be fabricated from materials that are "A" rated for flammability for applicable oxygen concentration for the pressurized volume in which the flight decal or placard is to be located.

A material is rated "A" for flammability when that material meets the test criteria of NASA-STD-6001.

If "A" rated materials cannot be used, then the configuration as assessed for flammability per JSC-29353 shall not allow a fire to propagate beyond six (6) inches. Otherwise, approval of a Material Usage Agreement shall be required.

Flight decals/placards made of non "A" rated materials, but in configuration meet any one of the following conditions are considered acceptable per NSTS 22648 and do not require a Material User Agreement:

#### MATERIALS REQUIREMENTS

1. Decal or placard with a maximum dimension of less than six (6) inches and separated by a minimum of two (2) inches from other flammable decals or hook or loop fastener materials.
2. Decal or placard of any length or width for which the entire surface area is applied flush to the surface of a bare or inorganic coated (including anodized) metallic substrate that is at least 0.0030" inches thick.
3. Decal attached to a highly curved surface such as a pipe, which meets the size and placement restrictions of six (6) inch maximum dimension along the length of the pipe (circumference dimension is unrestricted) and two (2) inch separation both along the length of the pipe and with respect to the decals adjacent pipes.
4. Decal attached to a small diameter pipe where the decal is wrapped around the diameter with the excess decal material, extending beyond the surface of the pipe itself, covered completely with a nonflammable tape such as FEP Teflon tape.

NOTE: If unable to control the overall configuration of flammable decals in any area where they are installed, flight decals and placards shall be made from only "A" rated materials.

### **5.1.1.2 Odor (ODOR)**

Flight decals and placards shall be fabricated from materials that have an odor rating of less than 2.5 when tested per NASA-STD-6001.

### **5.1.1.3 Toxic Offgassing (TOX)**

Flight decals and placards shall be fabricated from materials that are "A" rated or better for toxic offgassing.

A material is rated "A" for toxic offgassing when that material has a t-value of less than 0.5 for a ten pound quantity when tested per NASA-STD-6001

Toners and developers used in the Xerographic process are exempted from testing for offgassing by ES4/Materials and Processes Branch, with the concurrence of the JSC toxicologist, because of the benign nature of all toners and developers previously tested for toxic offgassing.

### **5.1.1.4 Fungus (FUNGUS)**

Flight decals or placards with exposed materials that are fungus nutrient as defined by MIL-STD-810, Method 508 shall be restricted to those applications that have adequate ventilation and lighting, and easy accessibility.

### **5.1.1.5 Polyvinyl Chloride (PVC)**

Flight decals or placards made from polyvinyl chloride shall be restricted to those applications where the maximum temperature is less than 120 degrees F.

#### **NOTES:**

1. PVC is also fungus nutrient and should be restricted to those applications that have adequate ventilation and lighting, and easy accessibility.
2. PVC is also flammable and should be restricted from those applications where the overall configuration can be controlled in accordance with 5.1.1.1.

## **5.1.2 LEO Exposure**

### **5.1.2.1 Thermal Vacuum Stability (TVS):**

Flight decal and placard materials that are exposed to LEO shall be "A" rated for Thermal Vacuum Stability or meet the requirements of SP-R-0022A, "Vacuum Stability Requirements of Polymeric Materials for Spacecraft Application", in configuration.

A material is rated "A" for Thermal Vacuum Stability when that material has Volatile Condensable Material content less than 0.1% and a total mass loss (minus Water Vapor Recovery) less than 1.00% when tested per SP-R-0022A.

### **5.1.2.2 Atomic Oxygen and Ultraviolet (AO/UV)**

Flight placard and decal materials that are exposed long term to the LEO environment shall be resistant to degradation when exposed to a ram atomic oxygen fluence of  $5.0 \times 10^{21}$  atoms per square centimeter per year for the on-orbit exposure duration. They shall also be resistant to degradation from ultraviolet radiation.

### 5.1.2.3 Thermal Cycling (TC)

Flight decal and placard materials including adhesives that are exposed long term to the LEO environment shall maintain their functional properties when exposed to cycles of the extreme hot and cold thermal environment expected for the International Space Station.

## 5.2 Evaluation of Flight Decal and Placard Materials

The following materials have been reviewed and evaluated as indicated by ES4/Materials and Processes Branch for use in fabricating flight decals and placards.

### 5.2.1 Base Decal or Placard Materials

The base decal or placard material is that part of its assembly, upon which the decal or placard graphic is imposed.

#### 5.2.1.1 Recommended Decal or Placard Base Material for IVA Applications:

When choosing a base material, both function and material requirements must be considered. The following list is a compilation of available base materials in alphabetical order:

1. Aluminum, photosensitive (Metalphoto, Dye-N-Seal)
2. Nomex (HT 90-40, HT10-41)
3. Polycarbonate (Lexan 8A35-112, 8A13-112)
4. Polycarbonate laminated photosensitive polyester 3M or NASA approved equivalent (with labelguard 3M# 821)
5. Polycarbonate (Lexan) laminated paper {Hammermill or Canon laser color, or Cardstock/K-10, etc. laminated with ID Mark Polycarbonate P/N 8794}
6. Vinyl (Gerber Scotchcal 220, Starliner)—See PVC restriction of section 4.1.1.5
7. Polyester (Brady, Intermec and Tedlar)

NOTE: When using Nomex labels with adhesive backing (non-sewn labels) the DDPF will cut the labels using a laser or heat knife to prevent fraying of edges. In the event that the laser or heat knife is not available, approved fray-check material will be applied to prevent fraying of edges. Decal Lab customers should include this information as a note on new engineering drawings for Nomex labels (non-sewn).

8. Polyolefin (Cryo-Babies)

#### 5.2.1.2 Recommended Decal or Placard Base Material for EVA Applications:

##### EVA Shuttle:

1. Nomex
2. Lexan
3. Metalphoto (photosensitive)
4. Aacron Backplate (Color-Black and Yellow, anodized)

NOTE: Nomex must be printed with TWG 11000 series ink, and Lexan must be printed with #9900 series ink (or NASA approved equivalent) and the adhesive is to be 3M#Y-9469 or 3M#966 (or NASA approved equivalent). When using Nomex labels with adhesive backing (non-sewn labels) the DDPF will cut the labels using a laser or heat knife to prevent fraying of edges. In the event that the laser or heat knife is not available, approved fray-check material will be applied to prevent fraying of edges. Decal Lab customers should include this information as a note on new engineering drawings for Nomex labels (non-sewn).

##### EVA Station:

1. Metalphoto (photo sensitive)
2. Aacron Backplate (Color-Black and Yellow, anodized)

NOTE: All of the above will use adhesive 3M#966 (or NASA approved equivalent).

### **5.2.1.3 Contact for material use**

**NOTE:** (per Materials Certification MATL-99-111, EVA GFE Decal for ISS and STS) If any alternate materials (other than metalphoto/fotofoil and 3M #966) are planned to be used for long term EVA/LEO exposure (greater than 2000 hours), please contact the JSC Materials and Processes Branch early to determine limited life, especially due to atomic oxygen/UV erosion.

### **5.3 Preparation of Surface**

The smoother the host surface, the better the decal will look. Clean the host surface well to remove dirt, grease, dust, moisture, films or any other such thing that might weaken the adhesive.

### **5.4 Application**

To apply the decal, first align and place the decal with the adhesive protection intact. Make some kind of removable marks for guides. Peel the backing partially. Tack a corner of the exposed adhesive carefully using your previously measured marks. Make sure not to wrinkle the surface of the decal. If you are sure that you are aligned to the marks, tack down the whole side of which the corner is already in place. Pulling the backing as evenly as possible so as to avoid creases or wrinkles, rub the top of the decal with your hand or a roller, being careful to avoid leaving air bubbles under the surface.

**NOTE:**

The customer is responsible for ensuring that enough space is available to host the decal being ordered.

## **PART II**

# **Decal Design & Production Facility Catalog**

## 6.0 PURPOSE OF THE DDPF CATALOG

The purpose of the DDPF Catalog is to provide a selection of decals from which the NASA and NASA contractor customers can easily order. The decals shown in the following pages have been previously produced and have released engineering/fabrication drawings on file in the DDPF. A released drawing is necessary before a decal can be produced or placed into the catalog.

Some decals selected here have a common applicability and are used in various NASA vehicles/habitats. It is the intent of the DDPF to maintain this catalog as a "living document" to which decals/placards can be added as they are repeatedly used.

For new decals not in this catalog, a released engineering/fabrication drawing must be provided to the DDPF file for flight decals. This is a flight requirement.

Please be encouraged to consult the DDPF prior to the final design and formal release of your drawings. All flight decals require a reference to a formally released drawing to satisfy quality control mandates.

The Manager of the DDPF, may be reached at: Telephone (281) 853-3795/(281) 853-3790 or Fax (281) 853-3799.

**Decal/Placard Colors are slightly altered in this catalog due to color reproduction. Colors may vary slightly due to manufacture dye lots.**

**DDPF reserves the right to adjust decal and placard colors to a NASA approved equivalency due to restrictions caused by various manufacturing practices.**

**Please call (281) 853-3790 for material samples.**

## 7.0 Flight Certified Decal & Placard Types

	<u>Page</u>
<b>7.1 Identification/Information.....</b>	<b>23</b>
❖ <b><u>Emblems &amp; Flags</u></b>	
▪ NASA Logo .....	25
▪ ESA Logo .....	26
▪ RSA Logo .....	27
▪ Canada Logo .....	28
▪ American Flag .....	29
▪ Russian Flag .....	30
❖ <b><u>Equipment Identification</u></b>	
▪ Truss Segment Identification .....	31
▪ Return To Airlock.....	32
▪ Next Handrail (HR) Identification .....	33
▪ Translation Path Dead End Identification.....	34
▪ CETA Rail Locator.....	35
▪ Worksite Interface (WIF) Identification .....	36
▪ Truss Bay Identification .....	38
▪ Connector Panel Identifier .....	39
▪ EVA Handrail & Handhold .....	41
▪ EVA Interface Equipment Mounting Location ID .....	42
▪ Slidewire Mounting Location Label .....	43
▪ EVA Interface Equipment Identification .....	44
▪ EVA Interface Identification .....	46
▪ EVA Fluid and Electrical Connector Identification.....	48
▪ Trash Identification Label.....	50
▪ Hardware Identification Label .....	51
▪ System Rack Name Label.....	52
▪ Color Coding Label .....	53
❖ <b><u>Vehicle/GFE Cables</u></b>	
▪ Cable and Hose Labeling Illustration .....	54
▪ “Flag” Style Cable/Hose End Connection Label .....	55
▪ “Band” Style Cable/Hose End Connection Label.....	56
▪ “Flag” Style Cable Identification Label.....	57
▪ “Band Style Cable Identification Label .....	58

## 7.0 Flight Certified Decal & Placard Types (cont'd)

### ❖ Crew Preference

- Crew Preference Location Marking Labels ..... 59
- Crew Preference Alignment Mark Label..... 60

### ❖ ISS Payload Hardware

- Examples of Payload Labels..... 61
- Rack Label Placement Illustration ..... 62
- Cable and Hose Labeling Illustration ..... 63
- “Flag” Style Cable Identification Label..... 64
- “Band” Style Cable Identification Label (Vertical)..... 65
- “Flag” Style Hose Identification Label..... 66
- “Band” Style Hose Identification Label ..... 67
- “Flag” Style Cable/Hose End Connection Label ..... 68
- “Band” Style Cable/Hose End Connection Label (Hor.) .69
- “Band” Style Cable/Hose End Connection Label (Ver.) .70
- “Tie-Wrap” Style Cable/Hose Label ..... 71
- Assy, Generic Alpha-Numeric Labels ..... 73
- Assy, Subrack Location Code Label For Locker  
Control Panel ..... 74
- Assy, Subrack Location Code Labels For ISS Rack  
Level Structure ..... 75

## 7.2 Utility ..... 76

### ❖ Contents, Hazards, Pressure, Flow Direction

- Recycle ..... 77
- Flame ..... 78
- Potable Water..... 79
- Waste Water ..... 80
- Hazardous/Non-hazardous Logo ..... 81
- Hazardous/Non-hazardous Cable Labels ..... 84
- Biohazard Crew Interface Analysis ..... 85
- Utility Coding ..... 86
- Utility Coding Without Hazard Classification..... 88
- Express Ampere Rating Label ..... 90
- UOP Safety Label ..... 91
- Temperature Control Label..... 92



## 7.0 Flight Certified Decal & Placard Types (cont'd)

### ❖ Crew Safety During Use, Maintenance, Replacement Activities

▪ Fire Hole .....	93
▪ Fire Port Location Code Label.....	94
▪ Emergency Exit Space Station.....	95
▪ Portable Breathing Apparatus.....	96
▪ Fire Extinguisher .....	97
▪ PBA/PFE Advisory Label.....	98
▪ PBA/PFE Door Label .....	99
▪ Emergency Disconnect Label .....	100
▪ Rack Maintenance Switch .....	101
▪ ISS Payload Rack Maintenance Switch.....	102
▪ Multi-Egress Label .....	103
▪ Pocket Assembly, Rack Label .....	104
▪ Pocket Assembly, Emergency Exit.....	104
▪ Pocket Assembly, Stowage Tray Picture Decal.....	105
▪ Pocket Assembly, Luggage Tag .....	106
▪ Pocket Assembly, Hardware Label.....	106
▪ Blank Label.....	108
▪ Recycle Attention Label .....	109
▪ ATV Stowage Label .....	110

### 7.3 Location Coding ..... 111

#### ❖ Location Information To Define Crew Location

▪ Standoff .....	112
▪ Rack Label.....	114
▪ To Utility .....	115
▪ To Utility with Arrows .....	116
▪ Module Location Coding.....	117
▪ Miscellaneous Arrow Label.....	119
▪ Rack UIP.....	120
▪ Closeout and Access Panel Identifier .....	121

## 7.0 Flight Certified Decal & Placard Types (cont'd)

### 7.4 Caution & Warning ..... 122

#### ❖ Potentially Undesirable Conditions (Labels & Assemblies)

- Keep Out Zone..... 123
- Radio Frequency Radiation Hazard..... 124
- Stored Energy ..... 125
- Pinch Points ..... 126
- Corrosives Venting ..... 127
- Sharp Corners/Edges ..... 128
- Propulsive/Thruster..... 129
- Electrical Hazard ..... 130
- Pressurized Vessel ..... 131
- Protruding Objects ..... 132
- Cold Inside Gloves Must Be Worn..... 133
- Cold Do Not Touch ..... 134
- Hot Do Not Touch ..... 135
- Entanglement ..... 136
- Avoid Impact/Collision ..... 137
- Ionizing Radiation Hazard ..... 138
- Reduced Clearance ..... 139
- Pyrotechnics..... 140
- Sensitive To Loading ..... 141
- Draining/Emptying Toxic Material ..... 142
- Electrostatic Discharge, EVA ..... 143
- Electrostatic Discharge, IVA ..... 144
- Electrostatic Discharge Symbol..... 145

### 7.5 Instructional..... 147

#### ❖ Operational Information

- Zeus Quarter Turn Fastener Instructional Label ..... 148
- Velcro Strap Wrapping Instructional Label ..... 149
- Nonfunctioning Equipment Instructional Label ..... 150
- Lock Label ..... 151

## 7.0 Flight Certified Decal & Placard Types (cont'd)

### 7.6 IMS Barcode ..... 152

#### ❖ Barcode For Maintenance Purpose

- IMS Labels, EVA & IVA ..... 153
- IMS Cable Label..... 156
- IMS Hose Labels with Flow Direction ..... 157
- IMS Combination Name Labels ..... 158
- IMS Rack & Subrack Combination Name Labels ..... 162
- IMS Stowage Kit Contents Label ..... 164

## 7.1 Identification/Information

### ❖ Emblems & Flags

- NASA Logo
- ESA Logo
- RSA Logo
- Canada Logo
- American Flag
- Russian Flag

### ❖ Equipment Identification

- Truss Segment Identification (EVA)
- Return To Airlock
- Next Handrail (HR) Identification (EVA)
- Translation Path Dead End Identification (EVA)
- CETA Rail Locator (EVA)
- Worksite Interface (WIF) Identification (EVA)
- Truss Bay Identification (EVA)
- Connector Panel Identifier (EVA)
- Handrail & Handhold (EVA)
- EVA Interface Equipment Mounting Location ID
- Slidewire Mounting Location Label
- EVA Interface Equipment Identification
- EVA Interface Identification
- EVA Fluid and Electrical Connector Identification
- Trash Identification Label (IVA)
- Hardware Identification Labels (IVA)
- System Rack Name Label (IVA)
- Color Coding Label (IVA)

### ❖ Vehicle/GFE Cables

- Cable and Hose Labeling Illustration
- “Flag” Style Cable/Hose End Connection Label
- “Band” Style Cable/Hose End Connection Label
- “Flag” Style Cable Identification Label
- “Band” Style Cable Identification label

## 7.1 Identification/Information (cont'd)

### ❖ Crew Preference


- Crew Preference Location Marking Labels
- Crew Preference Alignment Mark Label

### ❖ ISS Payload Hardware Cables

- Examples of Payload Labels
- Rack Label Placement Illustration
- Cable and Hose Labeling Illustration
- “Flag” Style Cable Identification Label
- “Band” Style Cable Identification Label (Vertical)
- “Flag” Style Hose Identification Label
- “Band” Style Hose Identification Label
- “Flag” Style Cable/Hose End Connection Label
- “Band” Style Cable/Hose End Connection Label (Horizontal)
- “Band” Style Cable/Hose End Connection Label (Vertical)
- “Tie-Wrap” Style Cable/Hose Label
- Assy, Generic Alpha-Numeric Labels
- Assy, Subrack Location Code Labels for Locker Control Panel
- Assy, Subrack Location Code Labels for ISS Rack Level Structure

## Decal, NASA Logo; IVA

Drawing Number	Dimension	Material	Restrictions
	Diameter		
SDG32104810-001	4.00"	Starliner Vinyl	IVA Only, Flammability, Fungus, Polyvinyl Chloride
SDG32104810-002	3.00"	Starliner Vinyl	IVA Only, Flammability, Fungus, Polyvinyl Chloride
SDG32104810-003	2.00"	Starliner Vinyl	IVA Only, Flammability, Fungus, Polyvinyl Chloride
SDG32104810-004	4.00"	Lexan & Adhesive	Short Term Low Earth Orbit Exposure, Flammability
SDG32104810-005	3.00"	Lexan & Adhesive	Short Term Low Earth Orbit Exposure, Flammability
SDG32104810-006	2.00"	Lexan & Adhesive	Short Term Low Earth Orbit Exposure, Flammability
SDG32104810-007	4.00"	Nomex	Short Term Low Earth Orbit Exposure
SDG32104810-008	3.00"	Nomex	Short Term Low Earth Orbit Exposure
SDG32104810-009	2.00"	Nomex	Short Term Low Earth Orbit Exposure
SDG32104810-010	4.00"	Scotchcal 220	IVA Only, Flammability, Fungus, Polyvinyl Chloride
SDG32104810-011	3.00"	Scotchcal 220	IVA Only, Flammability, Fungus, Polyvinyl Chloride
SDG32104810-012	2.00"	Scotchcal 220	IVA Only, Flammability, Fungus, Polyvinyl Chloride
SDG32104810-013	1.00"	Starliner Vinyl	IVA Only, Flammability, Fungus, Polyvinyl Chloride
SDG32104810-014	1.00"	Lexedge & Adhesive	Short Term Low Earth Orbit Exposure, Flammability
SDG32104810-015	1.00"	Nomex	Short Term Low Earth Orbit Exposure
SDG32104810-016	1.00"	Scotchcal 220	IVA Only, Flammability, Fungus, Polyvinyl Chloride
SDG32104810-017	.75"	Starliner Vinyl	IVA Only, Flammability, Fungus, Polyvinyl Chloride
SDG32104810-018	.75"	Lexedge & Adhesive	Short Term Low Earth Orbit Exposure, Flammability
SDG32104810-019	.75"	Nomex	Short Term Low Earth Orbit Exposure
SDG32104810-020	.75"	Scotchcal 220	IVA Only, Flammability, Fungus, Polyvinyl Chloride



The official emblem of the National Aeronautics and Space Administration of America (NASA). This emblem is available on laminated direct screen print Vinyl, reverse screen print Lexan (with adhesive), Lexedge, Nomex, and laminated Scotchcal 220.

## Decal, ESA Logo; IVA

Drawing Number	Dimension		Material	Restrictions
	Length	Height		
SDG32104812-001	5.50"	2.13"	Starliner Vinyl	IVA Only, Flammability, Fungus, Polyvinyl Chloride
SDG32104812-002	3.75"	1.43"	Starliner Vinyl	IVA Only, Flammability, Fungus, Polyvinyl Chloride
SDG32104812-003	2.50"	1.00"	Starliner Vinyl	IVA Only, Flammability, Fungus, Polyvinyl Chloride
SDG32104812-004	5.50"	2.13"	Lexan & Adhesive	Short Term Low Earth Orbit Exposure, Flammability
SDG32104812-005	3.75"	1.43"	Lexan & Adhesive	Short Term Low Earth Orbit Exposure, Flammability
SDG32104812-006	2.50"	1.00"	Lexan & Adhesive	Short Term Low Earth Orbit Exposure, Flammability
SDG32104812-007	5.50"	2.13"	Lexan	Short Term Low Earth Orbit Exposure, Flammability
SDG32104812-008	3.75"	1.43"	Lexan	Short Term Low Earth Orbit Exposure, Flammability
SDG32104812-009	2.50"	1.00"	Lexan	Short Term Low Earth Orbit Exposure, Flammability
SDG32104812-010	5.50"	2.13"	Scotchcal 220	IVA Only, Flammability, Fungus, Polyvinyl Chloride
SDG32104812-011	3.75"	1.43"	Scotchcal 220	IVA Only, Flammability, Fungus, Polyvinyl Chloride
SDG32104812-012	2.50"	1.00"	Scotchcal 220	IVA Only, Flammability, Fungus, Polyvinyl Chloride



The official emblem of the Space Administration of Europe (ESA). This emblem is available on laminated direct screen print Vinyl, reverse screen print Lexan (with and without adhesive), and laminated Scotchcal 220.

## Decal, RSA Logo; IVA

Drawing Number	Dimension		Material	Restrictions
	Length	Height		
SDG32104813-001	5.50"	3.25"	Starliner Vinyl	IVA Only, Flammability, Fungus, Polyvinyl Chloride
SDG32104813-002	3.75"	2.12"	Starliner Vinyl	IVA Only, Flammability, Fungus, Polyvinyl Chloride
SDG32104813-003	2.50"	1.50"	Starliner Vinyl	IVA Only, Flammability, Fungus, Polyvinyl Chloride
SDG32104813-004	5.50"	3.25"	Lexan & Adhesive	Short Term Low Earth Orbit Exposure, Flammability
SDG32104813-005	3.75"	2.12"	Lexan & Adhesive	Short Term Low Earth Orbit Exposure, Flammability
SDG32104813-006	2.50"	1.50"	Lexan & Adhesive	Short Term Low Earth Orbit Exposure, Flammability
SDG32104813-007	5.50"	3.25"	Lexan	Short Term Low Earth Orbit Exposure, Flammability
SDG32104813-008	3.75"	2.12"	Lexan	Short Term Low Earth Orbit Exposure, Flammability
SDG32104813-009	2.50"	1.50"	Lexan	Short Term Low Earth Orbit Exposure, Flammability
SDG32104813-010	5.50"	3.25"	Scotchcal 220	IVA Only, Flammability, Fungus, Polyvinyl Chloride
SDG32104813-011	3.75"	2.12"	Scotchcal 220	IVA Only, Flammability, Fungus, Polyvinyl Chloride
SDG32104813-012	2.50"	1.50"	Scotchcal 220	IVA Only, Flammability, Fungus, Polyvinyl Chloride



The official emblem of the Russian Space Administration (RSA). This emblem is available on laminated direct screen print Vinyl, reverse screen print Lexan (with and without adhesive), and laminated Scotchcal 220.



## Decal, Canada Logo; IVA


Drawing Number	Dimension		Material	Restrictions
	Length	Height		
SDG32104814-001	5.50"	2.13"	Starliner Vinyl	IVA Only, Flammability, Fungus, Polyvinyl Chloride
SDG32104814-002	3.75"	1.43"	Starliner Vinyl	IVA Only, Flammability, Fungus, Polyvinyl Chloride
SDG32104814-003	2.50"	1.00"	Starliner Vinyl	IVA Only, Flammability, Fungus, Polyvinyl Chloride
SDG32104814-004	5.50"	2.13"	Lexan & Adhesive	Short Term Low Earth Orbit Exposure, Flammability
SDG32104814-005	3.75"	1.43"	Lexan & Adhesive	Short Term Low Earth Orbit Exposure, Flammability
SDG32104814-006	2.50"	1.00"	Lexan & Adhesive	Short Term Low Earth Orbit Exposure, Flammability
SDG32104814-007	5.50"	2.13"	Lexan	Short Term Low Earth Orbit Exposure, Flammability
SDG32104814-008	3.75"	1.43"	Lexan	Short Term Low Earth Orbit Exposure, Flammability
SDG32104814-009	2.50"	1.00"	Lexan	Short Term Low Earth Orbit Exposure, Flammability
SDG32104814-010	5.50"	2.13"	Scotchcal 220	IVA Only, Flammability, Fungus, Polyvinyl Chloride
SDG32104814-011	3.75"	1.43"	Scotchcal 220	IVA Only, Flammability, Fungus, Polyvinyl Chloride
SDG32104814-012	2.50"	1.00"	Scotchcal 220	IVA Only, Flammability, Fungus, Polyvinyl Chloride



The official emblem of the Canadian Space Administration (CSA). This emblem is available on laminated direct screen print Vinyl, reverse screen print Lexan (with and without adhesive), and laminated Scotchcal 220.

**Decal, American Flag; IVA**


Drawing Number	Dimension		Material	Restrictions
	Length	Height		
SDD32100402-001	6.5"	3.8"	Lexan & Adhesive	Short Term Low Earth Orbit Exposure, Flammability
SDD32100402-002	10.0"	5.8"	Lexan & Adhesive	Short Term Low Earth Orbit Exposure, Flammability
SDD32100402-003	20.5"	11.5"	Lexan & Adhesive	Short Term Low Earth Orbit Exposure, Flammability
SDD32100402-004	6.5"	3.8"	Nomex	Short Term Low Earth Orbit Exposure
SDD32100402-005	10.0"	5.8"	Nomex	Short Term Low Earth Orbit Exposure
SDD32100402-006	20.5"	11.5"	Nomex	Short Term Low Earth Orbit Exposure



This is the official flag of the United States of America. This label is available on reverse screen print Lexan and Nomex. Flammability restriction applies to this decal. Usage must be in accordance with paragraph 5.1.1.1, condition 2.

## Decal, Russian Flag; IVA

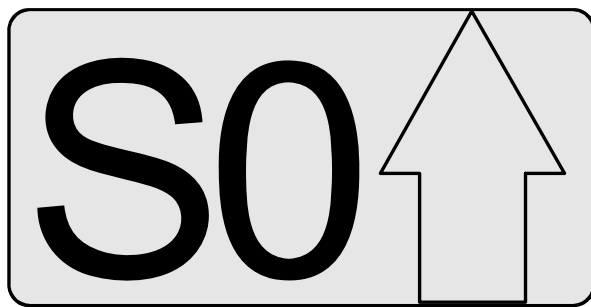
Drawing Number	Dimension		Material	Restrictions
	Length	Height		
SDD32105731-001	6.5"	3.8"	Lexan & Adhesive	Short Term Low Earth Orbit Exposure, Flammability
SDD32105731-002	10.0"	5.8"	Lexan & Adhesive	Short Term Low Earth Orbit Exposure, Flammability
SDD32105731-003	20.5"	11.5"	Lexan & Adhesive	Short Term Low Earth Orbit Exposure, Flammability
SDD32105731-004	6.5"	3.8"	Nomex	Short Term Low Earth Orbit Exposure
SDD32105731-005	10.0"	5.8"	Nomex	Short Term Low Earth Orbit Exposure
SDD32105731-006	20.5"	11.5"	Nomex	Short Term Low Earth Orbit Exposure



This is the official flag of Russia. This label is available reverse screen print Lexan and Nomex. Flammability restriction applies to this decal. Usage must be in accordance with paragraph 5.1.1.1, condition 2.

### Decal, Truss Segment Identification; EVA

Drawing Number	Dimension		Material	Decal Nomenclature	Restrictions
	Length	Height			
SDG32105086-002	5.00"	2.50"	Metalphoto & Adhesive	S0	None
SDG32105086-003	5.00"	2.50"	Metalphoto & Adhesive	S1	None
SDG32105086-004	5.00"	2.50"	Metalphoto & Adhesive	S3	None
SDG32105086-005	5.00"	2.50"	Metalphoto & Adhesive	S4	None
SDG32105086-006	5.00"	2.50"	Metalphoto & Adhesive	S5	None
SDG32105086-007	5.00"	2.50"	Metalphoto & Adhesive	S6	None
SDG32105086-008	5.00"	2.50"	Metalphoto & Adhesive	JEF	None
SDG32105086-009	5.00"	2.50"	Metalphoto & Adhesive	P1	None
SDG32105086-010	5.00"	2.50"	Metalphoto & Adhesive	P3	None
SDG32105086-011	5.00"	2.50"	Metalphoto & Adhesive	P4	None
SDG32105086-012	5.00"	2.50"	Metalphoto & Adhesive	P5	None
SDG32105086-013	5.00"	2.50"	Metalphoto & Adhesive	P6	None
SDG32105086-014	5.00"	2.50"	Metalphoto & Adhesive	Z1	None
SDG32105086-016	5.00"	2.50"	Metalphoto	S0	None
SDG32105086-017	5.00"	2.50"	Metalphoto	S1	None
SDG32105086-018	5.00"	2.50"	Metalphoto	S3	None
SDG32105086-019	5.00"	2.50"	Metalphoto	S4	None
SDG32105086-020	5.00"	2.50"	Metalphoto	S5	None
SDG32105086-021	5.00"	2.50"	Metalphoto	S6	None
SDG32105086-022	5.00"	2.50"	Metalphoto	JEF	None
SDG32105086-023	5.00"	2.50"	Metalphoto	P1	None
SDG32105086-024	5.00"	2.50"	Metalphoto	P3	None
SDG32105086-025	5.00"	2.50"	Metalphoto	P4	None
SDG32105086-026	5.00"	2.50"	Metalphoto	P5	None
SDG32105086-027	5.00"	2.50"	Metalphoto	P6	None
SDG32105086-028	5.00"	2.50"	Metalphoto	Z1	None



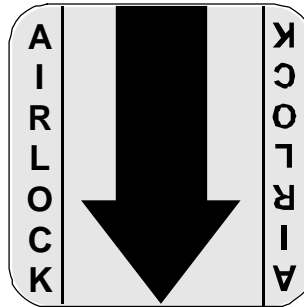
SDG32105086-002



This black text and arrows on silver plate is produced from Metalphoto (with and without adhesive). Text shall be 2" Helvetica bold. This label is used to identify the beginning and end points of each truss segment.

### Decal, Return to Airlock; EVA

Drawing Number	Dimension		Material	Decal Nomenclature	Restrictions
	Length	Height			
SDG32105086-001	3.00"	3.00"	Metalphoto & Adhesive	AIRLOCK	None
SDG32105086-015	3.00"	3.00"	Metalphoto	AIRLOCK	None



**SDG32105086-001**

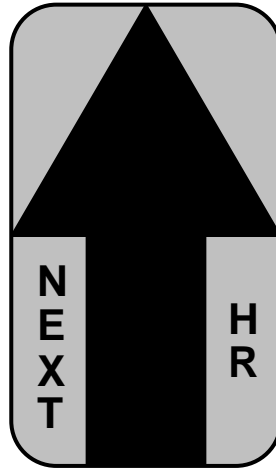
This black text and arrows on silver plate is produced from Metalphoto (with and without adhesive). This label is used on the primary translation path and indicates the direction back to the airlock.





### Decal, Next Handrail (HR) Identification; EVA

Drawing Number	Dimension		Material	Restrictions
	Length	Height		
SDG32105222-001	1.75"	2.75"	Metalphoto & Adhesive	None
SDG32105222-002	1.75"	2.75"	Metalphoto	None



This black text and arrow EVA decal is produced from Metalphoto foil (with and without adhesive). This label is used to identify the next handrail in a translation path where the next handrail is not visible from design eye point due to an obstruction or contour of the path. This label should be used in pairs as a minimum, one for each side and direction of translation.




**Decal, Translation Path Dead End Identification; EVA**

Drawing Number	Dimension		Material	Restrictions
	Length	Height		
SDG32105223-001	3.50"	1.25"	Metalphoto & Adhesive	None
SDG32105223-002	3.50"	1.25"	Metalphoto	None




This black text and arrow EVA decal is produced from Metalphoto foil (with and without adhesive). The dead end label is used to identify a translation path that has no other exit, or dead ends.



## Decal, CETA Rail Locator; EVA

Drawing Number	Dimension		Material	Restrictions
	Length	Height		
SDG32105047-001	3.75"	1.50"	Metalphoto & Adhesive	None
SDG32105047-002	3.75"	1.50"	Metalphoto	None

This EVA label is black text on a silver-gray background, produced from Metalphoto foil (with and without adhesive). CETA Rail Locator Labels provide a continuous reference point along the nadir-most CETA Cart/MT rail of the Y-axis truss. This label allows the EVA crewmember to manually position the CETA cart at a defined truss location for a particular task. Text size is 72 PT. Helvetica bold. The only acceptable text will be numbers between 0001 and 9999.



Example Only

**When Ordering:** Requester shall provide text that will be placed on each label. Text shall be supplied as a table accompanying JSC 733. Table shall be placed in the “Description” section of the JSC 733 form. Requester is responsible for accuracy of data within table and any required coordination with program offices. Each decal requested, along with the text required and the quantity, needs to be shown in the table. Special care should be taken to insure that the proper dash number (ex. -001) is entered for each label ordered as size, material, vary as a function of dash numbers. Below is an example of a table

Example of table that is to be placed on JSC 733 forms.

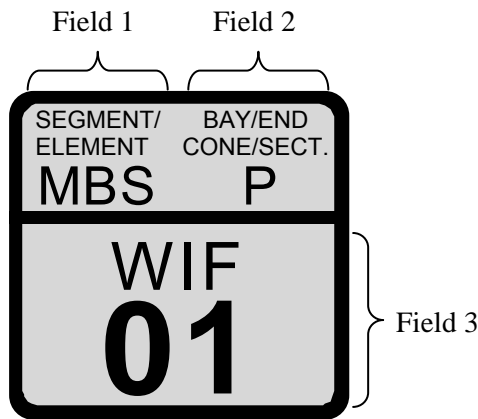
Drawing Number	CETA Rail Identifier	Quantity
SDG32105047-001	1230	1
SDG32105047-001	1260	1
SDG32105047-001	1290	1
SDG32105047-001	3330	1
SDG32105047-001	3360	1



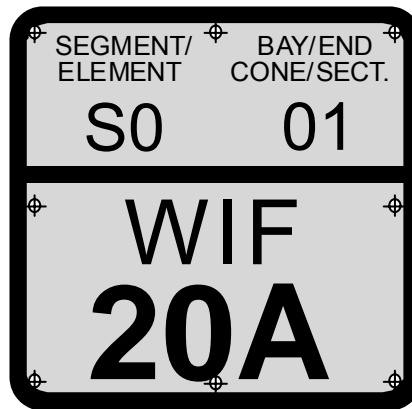
## Decal, Worksite Interface (WIF) Identification; EVA

Drawing Number	Dimension		Material	Restrictions
	Length	Height		
SDG32105049-001	2.50"	2.50"	Metalphoto & Adhesive	None
SDG32105049-002	2.50"	2.50"	Metalphoto	None
SDG32105049-003	3.00"	3.00"	Metalphoto & Adhesive	None
SDG32105049-004	3.00"	3.00"	Metalphoto	None
SDG32105049-005	3.00"	3.00"	Metalphoto	None
SDG32105049-006	2.50"	2.50"	Metalphoto	None

This label is used to uniquely identify each Articulating Portable Foot Restraint (APFR) socket or WIF to uniquely identify each WIF location. This label is available on 8 mil Metalphoto (with and without adhesive).



Example Only



Example Only  
-005 & -006


Field 1 = MBS (Truss or Module Code)

Field 2 = P (Bay/End Cone/Sect. Code)

Field 3 = 01 (WIF Identifier) \*

\*Field 3 can have a third alpha character that designates a late WIF addition.

**When Ordering:** Requester shall provide text that will be placed on each label. Text shall be supplied as a table accompanying JSC 733. Table shall be placed in the “Description” section of the JSC 733 form. Requester is responsible for accuracy of data within table and any required coordination with program offices. Each decal requested, along with the text required and the quantity, needs to be shown in the table. Special care should be taken to insure that the proper dash number (ex. -001) is entered for each label ordered as size, material, vary as a function of dash numbers. The following page consists of an example of a table.



## Decal, Worksite Interface (WIF) Identification; EVA

Field 1, Truss or Module Code	
S6 - Starboard truss segment 6	JLE - JEM ELM-Exposed Section
S5 - Starboard truss segment 5	CTAx - Crew and Equipment Translation Aide Cart
S4 - Starboard truss segment 4	MBS - Mobile Remote Servicer Base System
S3 - Starboard truss segment 3	A/Lx - Airlock
S1 - Starboard truss segment 1	COLx - Columbus Orbiting Laboratory
S0 - Starboard truss segment 0	CAM - Centrifuge Accommodation Module
P1 - Port truss segment 1	CUPx - Cupola
P3 - Port truss segment 3	HABx - Habitation Module
P4 - Port truss segment 4	JLP - Japanese Experiment Logistics Module - Pressurized Section
P5 - Port truss segment 5	JPM - Japanese Experiment Module (pressurized module)
P6 - Port truss segment 6	LABx - Laboratory Module
Z1 - Z-axis truss segment number 1	NODx - Node
JEF - JEM Exposed Facility	PMAx - Pressurized Mating Adapter
ICC - Integrated Cargo Carrier	ESPx - External Stowage Platform
HTV - JAXA H-II Transfer Vehicle	EP - Exposed Pallet

The "x" indicates module number.

Field 2, Bay/End Cone/Sect. Code	
P - Port	A - Aft
S - Starboard	Numbers 01-99
Z - Zenith	C1
N - Nadir	C2
F - Forward	C3
ULC - Unpressurized Logistics Carrier	

Field 3, WIF Identifier
01-99 with or without A-Z

Example of the table that is to be placed on the JSC 733 form.

Drawing Number	Truss or Module Code	Bay/End Cone/Sect. Code	WIF Identifier	Quantity
SDG32105049-001	MBS	P	01	1
SDG32105049-001	JPM	05	15	1
SDG32105049-003	S0	01	20A	1
SDG32105049-004	COL	C2	08	1

## Decal, Truss Bay Identification; EVA

Drawing Number	Dimension		Material	Restrictions
	Length	Height		
SDG32105085-001	7.00"	2.00"	Metalphoto & Adhesive	None
SDG32105085-002	7.00"	2.00"	Metalphoto	None

These black numerals and arrow on silver plate is produced from Metalphoto (with and without adhesive). This label is used to identify each truss segment bay. Text shall be 175 PT. compressed Helvetica bold. The only acceptable text will be numbers between 01 and 99.



Example Only

**When Ordering:** Requester shall provide text that will be placed on each label. Text shall be supplied as a table accompanying JSC 733. Table shall be placed in the “Description” section of the JSC 733 form. Requester is responsible for accuracy of data within table and any required coordination with program offices. Each decal requested, along with the text required and the quantity, needs to be shown in the table. Special care should be taken to insure that the proper dash number (ex. -001) is entered for each label ordered as size, material, vary as a function of dash numbers. Below is an example of a table.

Example of table that is to be placed on JSC 733 form.

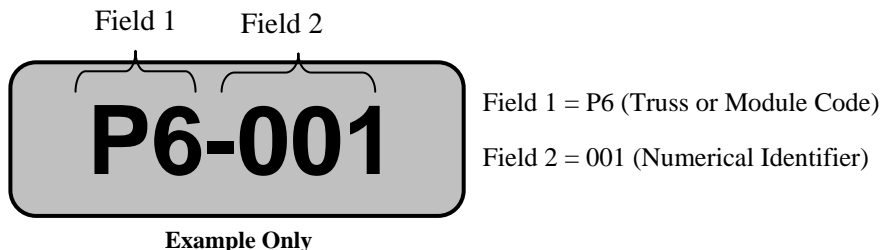
Drawing Number	Truss Bay Identifier	Quantity
SDG32105085-001	07	1
SDG32105085-001	08	1
SDG32105085-001	09	1
SDG32105085-001	10	1




### Decal, Connector Panel Identifier; EVA

Drawing Number	Dimension		Material	Restrictions
	Length	Height		
SDG32105725-001	2.00"	0.50"	Metalphoto & Adhesive	None
SDG32105725-002	2.00"	0.50"	Metalphoto	None
SDG32105725-003	1.40"	0.425"	Metalphoto & Adhesive	None
SDG32105725-004	1.40"	0.425"	Metalphoto	None

This is produced from Metalphoto (with and without adhesive). This label is used to uniquely identify each external electrical or fluid connector panel. Text size shall be 36 PT. Helvetica bold.



**When Ordering:** Requester shall provide text that will be placed on each label. Text shall be supplied as a table accompanying JSC 733. Table shall be placed in the “Description” section of the JSC 733 form. Requester is responsible for accuracy of data within table and any required coordination with program offices. Each decal requested, along with the text required and the quantity, needs to be shown in the table. Special care should be taken to insure that the proper dash number (ex. -001) is entered for each label ordered as size, material, vary as a function of dash numbers. The following page consist of an example of a table.



## Decal, Connector Panel Identifier; EVA

Field 1, Truss or Module Code	
S6 - Starboard truss segment 6	CTAx - Crew and Equipment Translation Aide Cart
S5 - Starboard truss segment 5	MBS - Mobile Remote Servicer Base System
S4 - Starboard truss segment 4	A/Lx - Airlock
S3 - Starboard truss segment 3	COLx - Columbus Orbiting Laboratory
S1 - Starboard truss segment 1	CAM - Centrifuge Accommodation Module
S0 - Starboard truss segment 0	CUPx - Cupola
P1 - Port truss segment 1	HABx - Habitation Module
P3 - Port truss segment 3	JLP - Japanese Experiment Logistics Module - Pressurized Section
P4 - Port truss segment 4	JPM - Japanese Experiment Module (pressurized module)
P5 - Port truss segment 5	LABx - Laboratory Module
P6 - Port truss segment 6	MPL - Multi-Purpose Logistics Module
Z1 - Z-axis truss segment number 1	NODx - Node
JEF - JEM Exposed Facility	PMAx - Pressurized Mating Adapter
JLE - JEM ELM-Exposed Section	ESPx - External Stowage Platform

The "x" indicates module number.

### Field 2, Numerical Identifier

001-999

Example of the table that is to be placed in the JSC 733 form.

Drawing Number	Truss or Module Code	Numerical Identifier	Quantity
SDG32105725-001	P6	020	1
SDG32105725-001	Z1	020	1
SDG32105725-002	NOD3	007	1

## Decal, EVA Handrail & Handhold I.D.

Drawing Number	Dimension		Material	Restrictions
	Length	Height		
SDG32105228-001	1.50"	0.55"	Metalphoto & Adhesive	None
SDG32105228-9999	1.50"	0.55"	Metalphoto	None

This label is used for EVA primary and secondary crew translation path handrail and handhold identification. This label is available on Metalphoto with adhesive. The only acceptable text will be the numbers between 0001 and 9999. When ordering the numerical handrail and handhold identification, the dash number will be the same (see example table below).



### Example Only

Example of the table is to be placed in the JSC 733 form.

Drawing Number	Handrail & Handhold Identifier	Quantity
SDG32105228-1030	1030	1
SDG32105228-5506	5506	1
SDG32105228-9975	9975	1





## Decal, EVA Interface Equipment Mounting Location Identification

Drawing Number	Dimension		Material	Maximum Number of Characters Per Line	Restrictions
	Length	Height			
SDG32105765-001	2.50"	0.90"	Metalphoto & Adhesive	10	None
SDG32105765-002	2.50"	0.90"	Metalphoto	10	None
SDG32105765-003	3.00"	0.90"	Metalphoto & Adhesive	12	None
SDG32105765-004	3.00"	0.90"	Metalphoto	12	None
SDG32105765-005	3.50"	0.90"	Metalphoto & Adhesive	14	None
SDG32105765-006	3.50"	0.90"	Metalphoto	14	None
SDG32105765-007	4.00"	0.90"	Metalphoto & Adhesive	16	None
SDG32105765-008	4.00"	0.90"	Metalphoto	16	None
SDG32105765-009	4.50"	0.90"	Metalphoto & Adhesive	18	None
SDG32105765-010	4.50"	0.90"	Metalphoto	18	None
SDG32105765-011	5.00"	0.90"	Metalphoto & Adhesive	20	None
SDG32105765-012	5.00"	0.90"	Metalphoto	20	None
SDG32105765-013	5.00"	0.90"	Metalphoto	20	None
SDG32105765-014	2.50"	0.90"	Metalphoto	16	None
SDG32105765-015	5.00"	0.90"	Metalphoto	20	None

This label is used for EVA interface equipment mounting location identification. This label is available on Metalphoto (with and without adhesive). Text size shall be 25 PT. Helvetica Bold. For labels that have text that exceeds 20 characters, the text may be compressed horizontally to fit.



### Example Only

Example of table that is to be placed on JSC 733 form.

Drawing Number	Equipment Identifier	Quantity
SDG32105765-005	CAMERA ASSY MOUNT	1

-013 & -014 are made from 32 mil Metalphoto without adhesive. These labels have holes for application.

-015 is made from 3 mil Metalphoto without adhesive. This label has holes for application.


**When Ordering:** Requester shall provide text that will be placed on each label. Text shall be supplied as a table accompanying JSC 733. Table shall be placed in the "Description" section of the JSC 733 form. Requester is responsible for accuracy of data within table and any required coordination with program offices. Each decal requested, along with the text required and the quantity, needs to be shown in the table. Special care should be taken to insure that the proper dash number (ex. -001) is entered for each label ordered as size, material, vary as a function of dash numbers. To the left is an example of a table.

## Decal, Slidewire Mounting Location Label; EVA

Drawing Number	Dimension		Material	Restrictions
	Length	Height		
SDG32105764-001	2.55"	0.90"	Metalphoto & Adhesive	None
SDG32105764-002	2.55"	0.90"	Metalphoto	None

# SLIDEWIRE MOUNT

This label is used to identify the mounting location of a slidewire on pressurized modules. This label is available on Metalphoto (with and without adhesive).





## Decal, EVA Interface Equipment Identification

Drawing Number	Dimension		Material	Maximum Number of Characters	Restrictions
	Length	Height			
SDG32105766-001	0.75"	0.75"	Metalphoto & Adhesive	1	None
SDG32105766-002	0.75"	0.75"	Metalphoto	1	None
SDG32105766-003	1.00"	0.75"	Metalphoto & Adhesive	2	None
SDG32105766-004	1.00"	0.75"	Metalphoto	2	None
SDG32105766-005	2.00"	0.75"	Metalphoto & Adhesive	5	None
SDG32105766-006	2.00"	0.75"	Metalphoto	5	None
SDG32105766-007	3.00"	0.75"	Metalphoto & Adhesive	7	None
SDG32105766-008	3.00"	0.75"	Metalphoto	7	None
SDG32105766-009	4.00"	0.75"	Metalphoto & Adhesive	10	None
SDG32105766-010	4.00"	0.75"	Metalphoto	10	None
SDG32105766-011	5.00"	0.75"	Metalphoto & Adhesive	13	None
SDG32105766-012	5.00"	0.75"	Metalphoto	13	None
SDG32105766-013	6.00"	0.75"	Metalphoto & Adhesive	15	None
SDG32105766-014	6.00"	0.75"	Metalphoto	15	None
SDG32105766-015	7.00"	0.75"	Metalphoto & Adhesive	18	None
SDG32105766-016	7.00"	0.75"	Metalphoto	18	None
SDG32105766-017	7.50"	0.75"	Metalphoto & Adhesive	19	None
SDG32105766-018	7.50"	0.75"	Metalphoto	19	None
SDG32105766-019	8.00"	0.75"	Metalphoto & Adhesive	21	None
SDG32105766-020	8.00"	0.75"	Metalphoto	21	None
SDG32105766-021	2.00"	0.75"	Metalphoto & Adhesive	7	None
SDG32105766-022	2.00"	0.75"	Metalphoto	7	None
SDG32105766-023	0.75"	0.75"	Metalphoto & Adhesive	5	None
SDG32105766-024	8.00"	0.75"	Metalphoto & Adhesive	25	None
SDG32105766-025	4.00"	0.75"	Metalphoto	10	None

This label is used for EVA equipment identification. This label is available on Metalphoto (with and without adhesive). Text size shall be 40 PT. Helvetica Bold. For labels that have text that exceeds 21 characters, the text may be compressed horizontally to fit.

**HEAT EXCHANGER-HI-0000**

-025 is made Metalphoto without adhesive. This label has holes for application.


### Example Only

**When Ordering:** Requester shall provide text that will be placed on each label. Text shall be supplied as a table accompanying JSC 733. Table shall be placed in the "Description" section of the JSC 733 form. Requester is responsible for accuracy of data within table and any required coordination with program offices. Each decal requested, along with the text required and the quantity, needs to be shown in the table. Special care should be taken to insure that the proper dash number (ex. -001) is entered for each label ordered as size, material, vary as a function of dash numbers. The following consist of an example of a table.

## Decal, EVA Interface Equipment Identification

Example of the table is to be placed in the JSC 733 form.

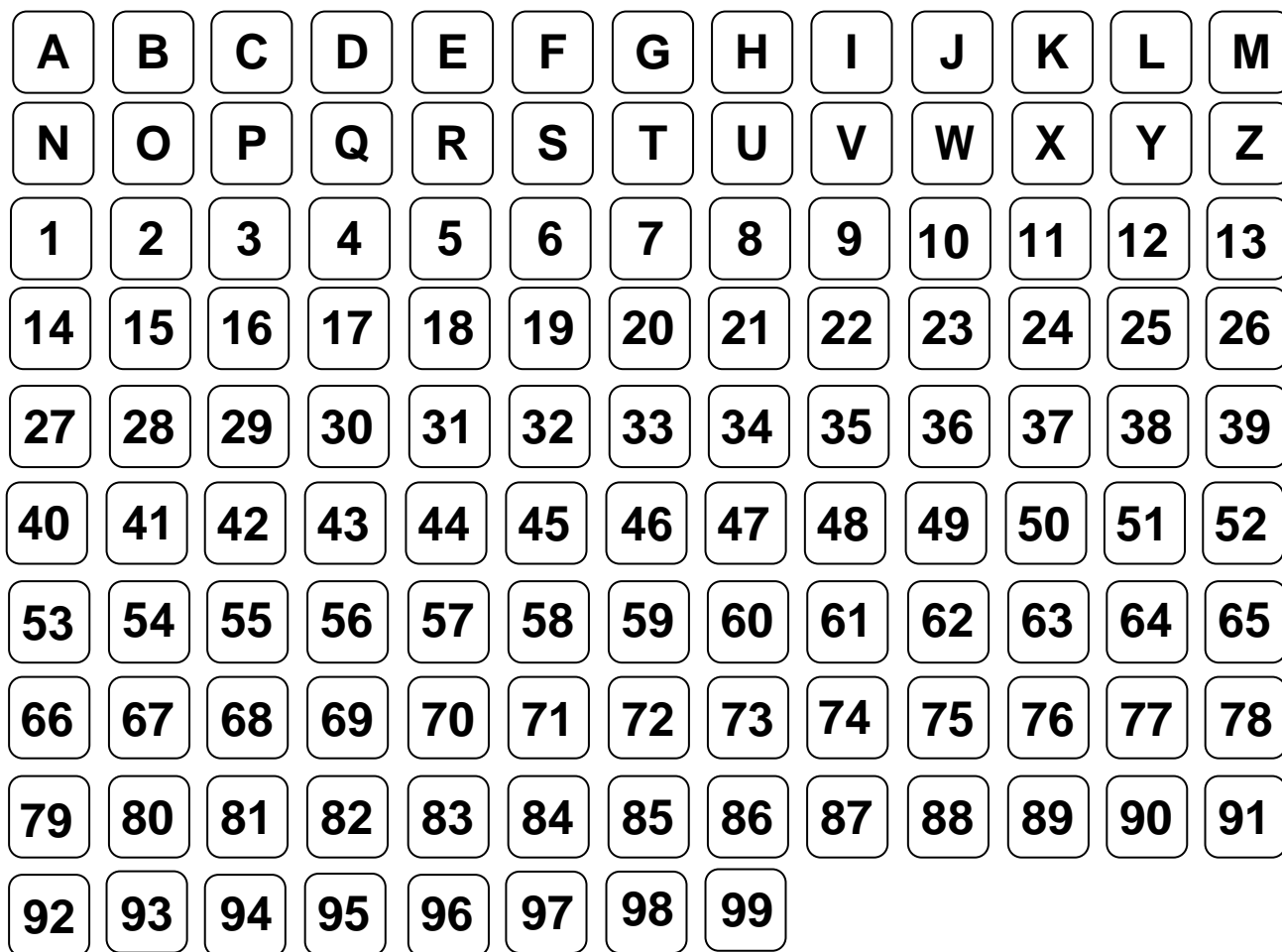
Drawing Number	Equipment Identifier	Quantity
SDG32105766-011	AMMONIA VENT	1
SDG32105766-019	HEAT EXCHANGER-HI-0000	1
SDG32105766-019	HEAT EXCHANGER-LO-0000	1



## Decal, EVA Interface Identification

Drawing Number	Dimension	Material	Font Size	Restrictions
	Square			
SDG32105767-001	0.40"	Metalphoto & Adhesive	18 PT	None
SDG32105767-002	0.40"	Metalphoto	18 PT	None
SDG32105767-003	0.30"	Metalphoto & Adhesive	14 PT	None
SDG32105767-004	0.30"	Metalphoto	14 PT	None
SDG32105767-005	0.50"	Metalphoto & Adhesive	25 PT	None
SDG32105767-006	0.50"	Metalphoto	25 PT	None
SDG32105767-007	1.00"	Metalphoto & Adhesive	50 PT	None
SDG32105767-008	1.00"	Metalphoto	50 PT	None
SDG32105767-009	1.50"	Metalphoto & Adhesive	75 PT	None
SDG32105767-010	1.50"	Metalphoto	75 PT	None
SDG32105767-011	1.75"	Metalphoto & Adhesive	100 PT	None
SDG32105767-012	1.75"	Metalphoto	100 PT	None
SDG32105767-013	0.75"	Metalphoto & Adhesive	38 PT	None
SDG32105767-014	0.75"	Metalphoto	38 PT	None

This label is typically used for EVA fastener or other crew interface identification. This label is available on Metalphoto (with or without adhesive). The preferred font size is 18 PT. The minimum allowable font size is 14 PT. The only acceptable text will be the letters A-Z, the numbers 1-99, or a two character combination of letters and numbers.



## Decal, EVA Interface Identification (continued)

**When Ordering:** Requester shall provide text that will be placed on each label. Text shall be supplied as a table accompanying JSC 733. Table shall be placed in the “Description” section of the JSC 733 form. Requester is responsible for accuracy of data within table and any required coordination with program offices. Each decal requested, along with the text required and the quantity, needs to be shown in the table. Special care should be taken to insure that the proper dash number (ex. -001) is entered for each label ordered as size, material, and font size, vary as a function of dash numbers. Below is an example of a table.

Example of table that is to be placed on JSC 733 form.

Drawing Number	Equipment Identifier	Quantity
SDG32105767-001	23	1
SDG32105767-002	D	1
SDG32105767-003	3	1










## Decal, EVA Fluid and Electrical Connector Identification

<b>Field 2, Connector Mating-Half Designations</b>
<b>Electrical Connectors</b>
P - Plug
J - Jack
<b>Fluid Connectors</b>
F - Female
M - Male

<b>Field 2, Numerical Identifier</b>
001-999














Example of the table is to be placed in the JSC 733 form.

Drawing Number	Connector	Numerical Identifier	Quantity
SDG32105768-001	P	203	1
SDG32105768-001	F	235	1
SDG32105768-003	P/J	203/103	1
SDG32105768-003	F/M	235/130	1



### Trash Identification Label; IVA

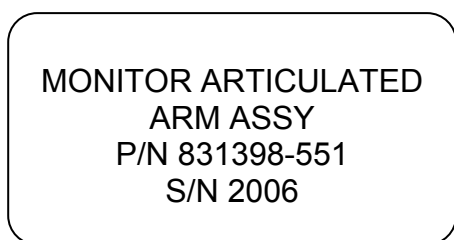
Drawing Number	Dimension		Material	Restrictions
	Length	Height		
SDG32105751-004	4.69"	3.50"	Hammermill	IVA Only, Flammability, Fungus

															
<b>Trash/Waste Type</b>															
				Non-Hazardous (Dry)								Non-Hazardous (Wet)			
<b>H A Z A R D O U S</b>	<input type="checkbox"/>			Batteries (BA)						Chemical (CH)					
	<input type="checkbox"/>			Biological/ Biomedical (BB)						Radioactive (RA)					
	<input type="checkbox"/>			Sharp (SH)											

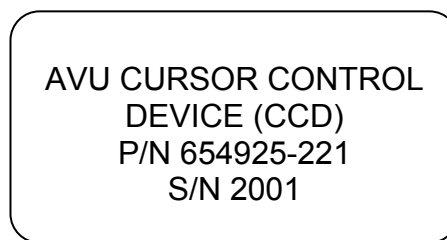
This is a waste management label and is required for identifying containers storing various categories of waste and relevant toxicity ratings. The label is divided up into different section: waste categories, toxicity rating, hazard icons, contents, annotation, multiple use, and application. Waste categories include Battery, Biological/Biomedical, Sharps, Radioactivity, and Chemical categories, which are identified as hazardous waste categories. Non-hazardous wet and dry waste are also included. For toxicity rating, toxicity icons shall be located along the top of the label to provide a method for identifying toxicity of contents of container. Hazard icons are located on the label such that one or more may be selected to allow identification of any hazard within the container. Each hazardous waste container shall be labeled to identify the contents on a surface visible to the crewman. Each label will also have space available for annotation of additional information when chemical or radioactive hazardous waste is contained. Provisions will have to be made to select single or multiple categories of waste to identify the contents of container. These labels shall be able to adhere to or be tied to all containers with waste.

## Hardware Identification Labels; IVA

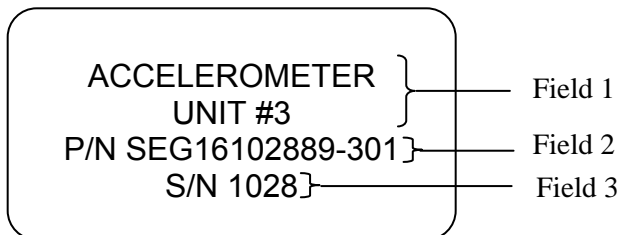
Drawing Number	Dimension		Material	Restrictions
	Length	Height		
SDG32107015-001	2.25"	1.00"	Brady & Adhesive	IVA Only, Flammability
SDG32107015-002	2.25"	1.20"	Brady & Adhesive	IVA Only, Flammability
SDG32107015-003	2.25"	1.00"	Scotchcal 220	IVA Only, Flammability, Fungus, Polyvinyl Chloride
SDG32107015-004	2.25"	1.20"	Scotchcal 220	IVA Only, Flammability, Fungus, Polyvinyl Chloride
SDG32107015-005	1.95"	0.75"	Brady & Adhesive	IVA Only, Flammability
SDG32107015-006	2.50"	1.50"	Brady & Adhesive	IVA Only, Flammability
SDG32107015-007	2.50"	1.50"	Brady & Adhesive	IVA Only, Flammability
SDG32107015-008	3.00"	2.00"	Brady & Adhesive	IVA Only, Flammability
SDG32107015-009	3.00"	2.00"	Brady & Adhesive	IVA Only, Flammability



Example  
-001



Example  
-001

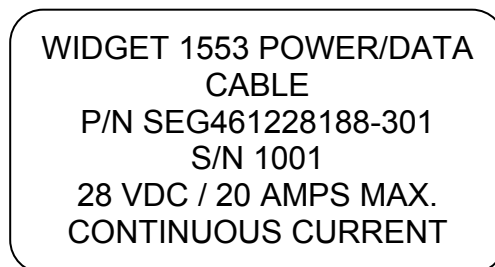


Example  
-001

Field 1 = Hardware Identifier

Field 3 = Serial Number

Field 2 = Part Number



Example  
-002

These labels are used for hardware identification purposes. These labels are available on Brady with adhesive and Scotchcal 220.

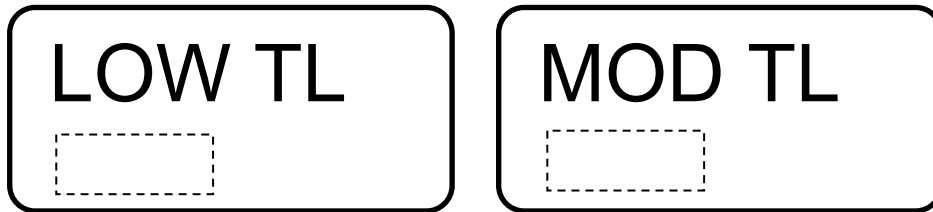
**When Ordering:** Requester shall provide text that will be placed on each label. Text shall be supplied as a table accompanying JSC 733. Table shall be placed in the "Description" section of the JSC 733 form. Requester is responsible for accuracy of data within table and any required coordination with Program Offices. Each label requested along with text required and the quantity, needs to be shown in the table. Special care should be taken to insure that the proper dash number (ex. -001) is entered for each label ordered as size varies as a function of dash numbers. Below is an example of the table.

Drawing Number	Field 1	Field 2	Field 3	Quantity
SDG32107015-001	MONITOR ARTICULATED ARM ASSY	P/N831398-551	S/N 006	1
SDG32107015-001	AVU CURSOR CONTROL DEVICE (CCD)	P/N654925-221	S/N 001	1



### System Rack Name Label; IVA


Drawing Number	Dimension		Text	Material	Restrictions
	Length	Height			
SDG32106319-001	4.75"	2.00"	LOW TL	Lexan	Short Term low Earth Orbit Exposure, Flammability
SDG32106319-002	4.75"	2.00"	MOD TL	Lexan	Short Term low Earth Orbit Exposure, Flammability
SDG32106319-003	4.75"	2.00"	ARS	Lexan	Short Term low Earth Orbit Exposure, Flammability
SDG32106319-004	4.75"	2.00"	AV-1	Lexan	Short Term low Earth Orbit Exposure, Flammability
SDG32106319-005	4.75"	2.00"	AV-2	Lexan	Short Term low Earth Orbit Exposure, Flammability
SDG32106319-006	4.75"	2.00"	MSS-1	Lexan	Short Term low Earth Orbit Exposure, Flammability
SDG32106319-007	4.75"	2.00"	MSS-2	Lexan	Short Term low Earth Orbit Exposure, Flammability
SDG32106319-008	4.75"	2.00"	DDCU-1	Lexan	Short Term low Earth Orbit Exposure, Flammability
SDG32106319-009	4.75"	2.00"	DDCU-2	Lexan	Short Term low Earth Orbit Exposure, Flammability
SDG32106319-010	4.75"	2.00"	AV-3	Lexan	Short Term low Earth Orbit Exposure, Flammability
SDG32106319-011	4.75"	2.00"	CheCS	Lexan	Short Term low Earth Orbit Exposure, Flammability
SDG32106319-012	4.75"	2.00"	MTL	Lexan	Short Term low Earth Orbit Exposure, Flammability
SDG32106319-013	4.75"	2.00"	LTL	Lexan	Short Term low Earth Orbit Exposure, Flammability



These labels were used for identifying System Racks in the US Lab.

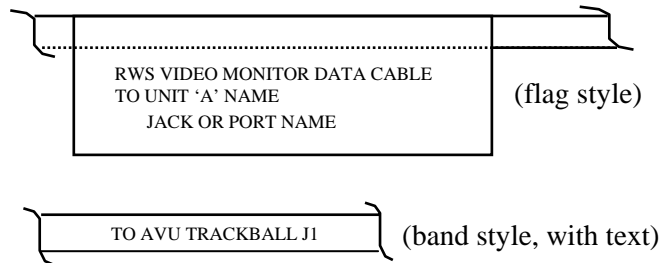
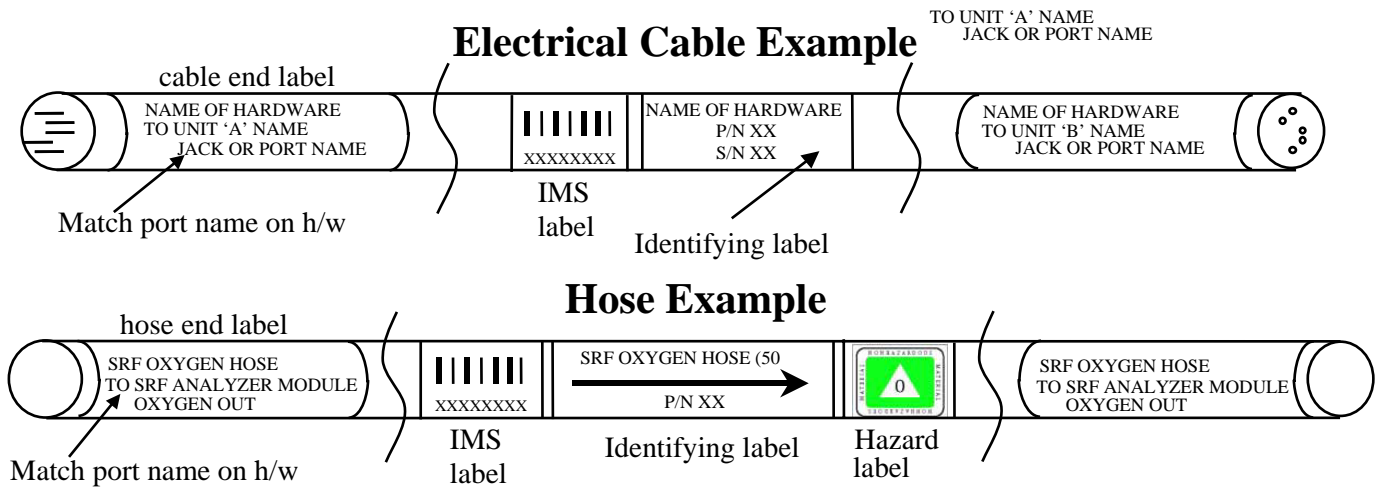
### Decal, Color Coding Label; IVA

Drawing Number	Dimension	Material	Color	Drawing Number	Dimension	Material	Color
	Diameter				Diameter		
SDG32108222-001	5 MM	Scotchcal 220	White	SDG32108222-016	5 MM	Scotchcal 220	Grey
SDG32108222-002	10MM	Scotchcal 220	White	SDG32108222-017	10MM	Scotchcal 220	Grey
SDG32108222-003	15MM	Scotchcal 220	White	SDG32108222-018	15MM	Scotchcal 220	Grey
SDG32108222-004	5 MM	Scotchcal 220	Orange	SDG32108222-019	5 MM	Scotchcal 220	Blue
SDG32108222-005	10MM	Scotchcal 220	Orange	SDG32108222-020	10MM	Scotchcal 220	Blue
SDG32108222-006	15MM	Scotchcal 220	Orange	SDG32108222-021	15MM	Scotchcal 220	Blue
SDG32108222-007	5 MM	Scotchcal 220	Green	SDG32108222-022	5 MM	Scotchcal 220	L. Blue
SDG32108222-008	10MM	Scotchcal 220	Green	SDG32108222-023	10MM	Scotchcal 220	L. Blue
SDG32108222-009	15MM	Scotchcal 220	Green	SDG32108222-024	15MM	Scotchcal 220	L. Blue
SDG32108222-010	5 MM	Scotchcal 220	Purple	SDG32108222-025	5 MM	Scotchcal 220	Yellow
SDG32108222-011	10MM	Scotchcal 220	Purple	SDG32108222-026	10MM	Scotchcal 220	Yellow
SDG32108222-012	15MM	Scotchcal 220	Purple	SDG32108222-027	15MM	Scotchcal 220	Yellow
SDG32108222-013	5 MM	Scotchcal 220	Red	SDG32108222-028	5 MM	Scotchcal 220	Black
SDG32108222-014	10MM	Scotchcal 220	Red	SDG32108222-029	10MM	Scotchcal 220	Black
SDG32108222-015	15MM	Scotchcal 220	Red	SDG32108222-030	15MM	Scotchcal 220	Black



These labels are used for the purpose of coding identification. They are available in three sizes and are produced from Scotchcal 220 with adhesive.

## Vehicle/GFE Cable & Hose Labeling (Non-payload Hardware) Illustration



**Notes:**

Electrical cables/ports: “P” designates cable end plugs and “J” designates receptacles on hardware regardless of gender (pins/sockets).

Hose End Labels: The first line of the end label may be left off (as shown above) if the hose end does not have a specific identifier. In this case, only the second and third lines are needed. If hose ends must be identified, do not use a “P” number.

Hose Identifying Labels: Pressure should be indicated only if it is constant. Flow direction should be shown if the hose ends are not interchangeable.

GFE, Obvious Use and Commercial Off-the-Shelf (COTS) items are those items whose function is quickly and easily discernable, are daily-use items, or are obtained commercially for modification and/or for as-is usage. These items may be things such as a trash bag liner, clipboard, screw driver, wrench, personal hygiene items such as soap or shaver, or writing instruments such as pen or pencil, etc. GFE hardware can also be applied to such items as CheCs hardware (CEVIS, TEVIS, medical kits, batteries, etc.), to C&DH hardware (laptops, hard drives, PCMCIA cards, batteries, etc.) & to Photo/TV Ops hardware (cameras, film, lenses, batteries, cables, etc.)

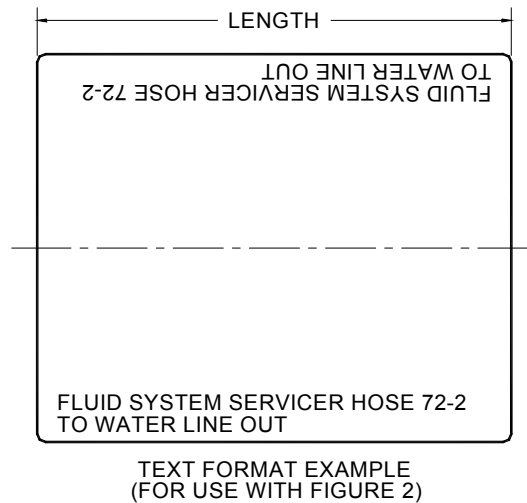
## Vehicle/GFE “Flag” Style Cable/Hose End Connection Label; IVA

This label is used to identify the Vehicle/GFE cables. There are two different styles used to identify the cables. This label is identified by the “Flag” style. This white background with black letters label is made from Brady material with adhesive. All text information is mirrored on the centerline. Restrictions for this label are as follows: IVA only and Flammability.

Drawing Number	Dimension			
	Length	Height	Font Size	Figure
SDG32106317-007	2.00”	3.00”	12	2
SDG32106317-008	2.00”	4.00”	12	2
SDG32106317-009	2.00”	5.00”	12	2
SDG32106317-010	2.50”	3.00”	12	2
SDG32106317-011	2.50”	4.00”	12	2
SDG32106317-012	2.50”	5.00”	12	2
SDG32106317-013	3.00”	3.00”	12	2

Drawing Number	Dimension			
	Length	Height	Font Size	Figure
SDG32106317-014	3.00”	4.00”	12	2
SDG32106317-015	3.00”	5.00”	12	2
SDG32106317-016	3.50”	3.00”	12	2
SDG32106317-017	3.50”	4.00”	12	2
SDG32106317-018	3.50”	5.00”	12	2
SDG32106317-019	5.50”	2.00”	12	2
SDG32106317-021	1.00”	2.00”	12	2
SDG32106317-022	2.00”	2.00”	12	2

**When Ordering:** Requester shall provide text that will be placed on each label. Text shall be supplied as a table accompanying JSC 733. Table shall be placed in the “Description” section of the JSC 733 form. Requester is responsible for accuracy of data within table and any required coordination with program offices. Each label requested along with text required and the quantity needs to be shown in the table. Special care should be taken to insure that the proper dash number (ex. -001) is entered for each label ordered as size varies as a function of dash numbers. Below is an example of the table.



Example of table that is to be placed on JSC 733 form.

Drawing Number	Field 1	Field 2	Quantity
SDG32106317-018	FLUID SYSTEM SERVICER HOSE 72-2	TO WATER LINE OUT	1

## Vehicle/GFE “Band” Style Cable/Hose End Connection Label; IVA

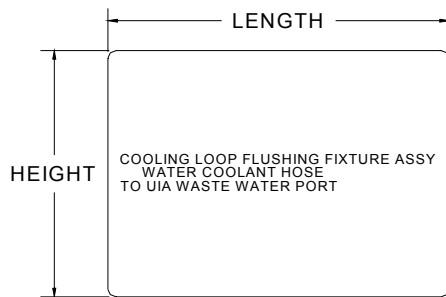
This label is used to identify the Vehicle/GFE cables. There are two different styles used to identify the cables. This label is identified by the “Band” style. This white background with black letters label is made from Brady material with adhesive. All text information is mirrored on the centerline. Restrictions for this label are as follows: IVA only and Flammability.

Drawing Number	Dimension			
	Length	Height	Font Size	Figure
SDG32106321-001	1.00”	2.00”	12	1
SDG32106321-002	1.00”	3.00”	12	2
SDG32106321-003	1.00”	4.00”	12	3
SDG32106321-004	1.50”	2.00”	12	1
SDG32106321-005	1.50”	3.00”	12	2
SDG32106321-006	1.50”	4.00”	12	3
SDG32106321-007	2.00”	2.00”	12	1
SDG32106321-008	2.00”	3.00”	12	2

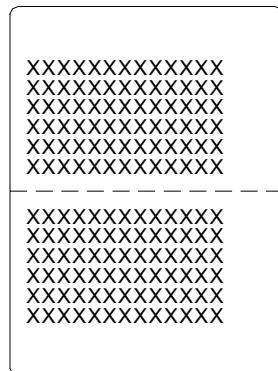
Drawing Number	Dimension			
	Length	Height	Font Size	Figure
SDG32106321-009	2.00”	4.00”	12	3
SDG32106321-010	2.00”	5.50”	12	3
SDG32106321-011	2.50”	2.00”	12	1
SDG32106321-012	2.50”	3.00”	12	2
SDG32106321-013	2.50”	4.00”	12	3
SDG32106321-014	2.50”	5.50”	12	3
SDG32106321-015	3.00”	2.00”	12	1
SDG32106321-016	3.00”	3.00”	12	2

Drawing Number	Dimension			
	Length	Height	Font Size	Figure
SDG32106321-017	3.00”	4.00”	12	3
SDG32106321-018	3.00”	5.50”	12	3
SDG32106321-019	1.00”	2.00”	12	1
SDG32106321-020	2.00”	2.00”	12	1


**When Ordering:** Requester shall provide text that will be placed on each label. Text shall be supplied as a table accompanying JSC 733. Table shall be placed in the “Description” section of the JSC 733 form. Requester is responsible for accuracy of data within table and any required coordination with program offices. Each label requested along with text required and the quantity needs to be shown in the table. Special care should be taken to insure that the proper dash number (ex. -001) is entered for each label ordered as size varies as a function of dash numbers. Below is an example of the table.



TEXT FORMAT EXAMPLE (FOR USE WITH FIGURE 1)



TEXT FORMAT EXAMPLE (FOR USE WITH FIGURE 2)



TEXT FORMAT EXAMPLE (FOR USE WITH FIGURE 3)

## Vehicle/GFE “Flag” Style Cable Identification Label; IVA

This label is used to identify the Vehicle/GFE cables. There are two different styles used to identify the cables. This label is identified by the “Flag” style. This white background with black letters label is made from Brady material with adhesive. All text information is mirrored on the centerline. Restrictions for this label are as follows: IVA only and Flammability.

Drawing Number	Dimension			
	Length	Height	Font Size	Figure
SDG32106322-001	2.00”	3.00”	12	1
SDG32106322-002	2.00”	4.00”	12	1
SDG32106322-003	2.00”	5.00”	12	1
SDG32106322-004	2.50”	3.00”	12	1
SDG32106322-005	2.50”	4.00”	12	1
SDG32106322-006	2.50”	5.00”	12	1
SDG32106322-007	3.00”	3.00”	12	1
SDG32106322-008	3.00”	4.00”	12	1
SDG32106322-009	3.00”	5.00”	12	1
SDG32106322-010	3.50”	3.00”	12	1
SDG32106322-011	3.50”	4.00”	12	1
SDG32106322-012	3.50”	5.00”	12	1

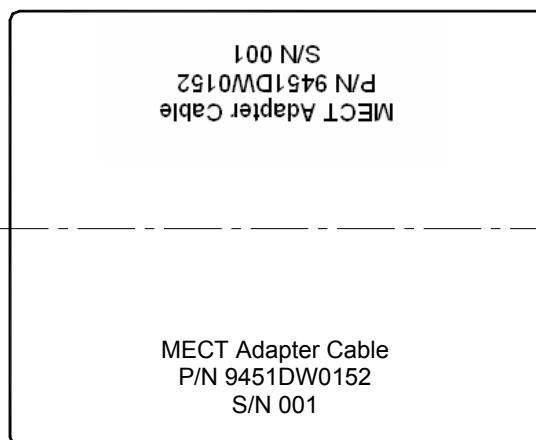


FIGURE 1

**When Ordering:** Requester shall provide text that will be placed on each label. Text shall be supplied as a table accompanying JSC 733. Table shall be placed in the “Description” section of the JSC 733 form. Requester is responsible for accuracy of data within table and any required coordination with program offices. Each label requested along with text required and the quantity needs to be shown in the table. Special care should be taken to insure that the proper dash number (ex. -001) is entered for each label ordered as size varies as a function of dash numbers. Below is an example of the table.

Example of table that is to be placed on JSC 733 form.

Drawing Number	Field 1	Field 2	Field 3	Quantity
SDG32106322-001	MECT Adapter Cable	P/N 9451DW0152	S/N 001	1

## Vehicle/GFE “Band” Style Cable Identification Label; IVA

This label is used to identify the Vehicle/GFE cables. There are two different styles used to identify the cables. This label is identified by the “Band” style. This white background with black letters label is made from Brady material with adhesive. All text information is mirrored on the centerline. Restrictions for this label are as follows: IVA only and Flammability.

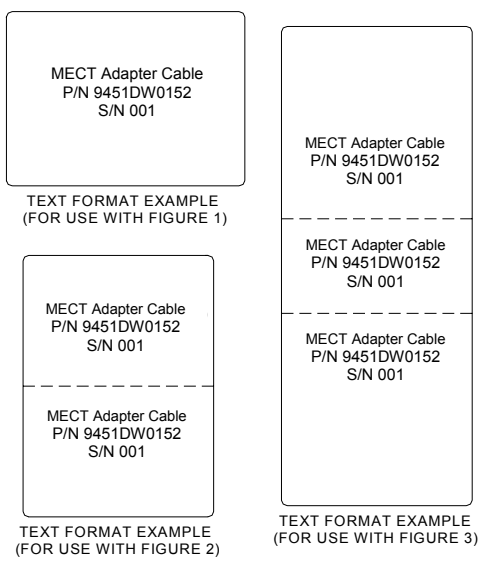
Drawing Number	Dimension			
	Length	Height	Font Size	Figure
SDG32106323-001	1.00”	2.00”	12	1
SDG32106323-002	1.00”	3.00”	12	2
SDG32106323-003	1.00”	4.00”	12	3
SDG32106323-004	1.50”	2.00”	12	1
SDG32106323-005	1.50”	3.00”	12	2
SDG32106323-006	1.50”	4.00”	12	3

Drawing Number	Dimension			
	Length	Height	Font Size	Figure
SDG32106323-007	2.00”	2.00”	12	1
SDG32106323-008	2.00”	3.00”	12	2
SDG32106323-009	2.00”	4.00”	12	3
SDG32106323-010	2.00”	5.50”	12	3

Drawing Number	Dimension			
	Length	Height	Font Size	Figure
SDG32106323-011	2.50”	2.00”	12	1
SDG32106323-012	2.50”	3.00”	12	2
SDG32106323-013	2.50”	4.00”	12	3
SDG32106323-014	2.50”	5.50”	12	3

Drawing Number	Dimension			
	Length	Height	Font Size	Figure
SDG32106323-015	3.00”	2.00”	12	1
SDG32106323-016	3.00”	3.00”	12	2
SDG32106323-017	3.00”	4.00”	12	3
SDG32106323-018	3.00”	5.50”	12	3

**When Ordering:** Requester shall provide text that will be placed on each label. Text shall be supplied as a table accompanying JSC 733. Table shall be placed in the “Description” section of the JSC 733 form. Requester is responsible for accuracy of data within table and any required coordination with program offices. Each label requested along with text required and the quantity needs to be shown in the table. Special care should be taken to insure that the proper dash number (ex. -001) is entered for each label ordered as size varies as a function of dash numbers. Below is an example of the table.



Example of table that is to be placed on JSC 733 form.


Drawing Number	Field 1	Field 2	Field 3	Quantity
SDG32106323-001	MECT Adapter Cable	P/N 9451DW0152	S/N 001	1

### Crew Preference Location Marking Labels; IVA

Drawing Number	Dimension		Text	Materials	Restrictions
	Length	Height			
SDG32106315-001	8.00"	2.50"	OVHD	Lexan & Adh.	Short Term Low Earth Orbit Exposure, Flammability
SDG32106315-002	8.00"	2.50"	PORT	Lexan & Adh.	Short Term Low Earth Orbit Exposure, Flammability
SDG32106315-003	8.00"	2.50"	STBD	Lexan & Adh.	Short Term Low Earth Orbit Exposure, Flammability
SDG32106315-004	8.00"	2.50"	DECK	Lexan & Adh.	Short Term Low Earth Orbit Exposure, Flammability
SDG32106315-021	8.00"	2.50"	FWD	Lexan & Adh.	Short Term Low Earth Orbit Exposure, Flammability
SDG32106315-022	8.00"	2.50"	AFT	Lexan & Adh.	Short Term Low Earth Orbit Exposure, Flammability
SDG32106315-028	8.00"	2.50"	OVHD	Lexan	Short Term Low Earth Orbit Exposure, Flammability
SDG32106315-029	8.00"	2.50"	PORT	Lexan	Short Term Low Earth Orbit Exposure, Flammability
SDG32106315-030	8.00"	2.50"	STBD	Lexan	Short Term Low Earth Orbit Exposure, Flammability
SDG32106315-031	8.00"	2.50"	DECK	Lexan	Short Term Low Earth Orbit Exposure, Flammability
SDG32106315-032	8.00"	2.50"	FWD	Lexan	Short Term Low Earth Orbit Exposure, Flammability
SDG32106315-033	8.00"	2.50"	AFT	Lexan	Short Term Low Earth Orbit Exposure, Flammability




These labels are orientation labels used in the hatch area to help the astronauts orient themselves when entering a new module. Used thus far in the US Lab and MPLM.





**Crew Preference Alignment Mark Label**

<b>Drawing Number</b>	<b>Dimension</b>	<b>Materials</b>	<b>Restrictions</b>
SDG32106333-002	1.00" Square	Metalphoto & Adhesive	None



-002

These labels are used for alignment purposes. Used thus far in the US Lab.

**ISS Payload examples for the Microgravity Science Glovebox (MSG) Payload**

OFF

ON      A

MSG

AIRLOCK (AL)

POWER DISTRIBUTION AND CONVERSION BOX (PDC)

MICROGRAVITY SCIENCE GLOVEBOX (MSG)

MONITORING PANEL (CMP)

(RPPDA)

4B

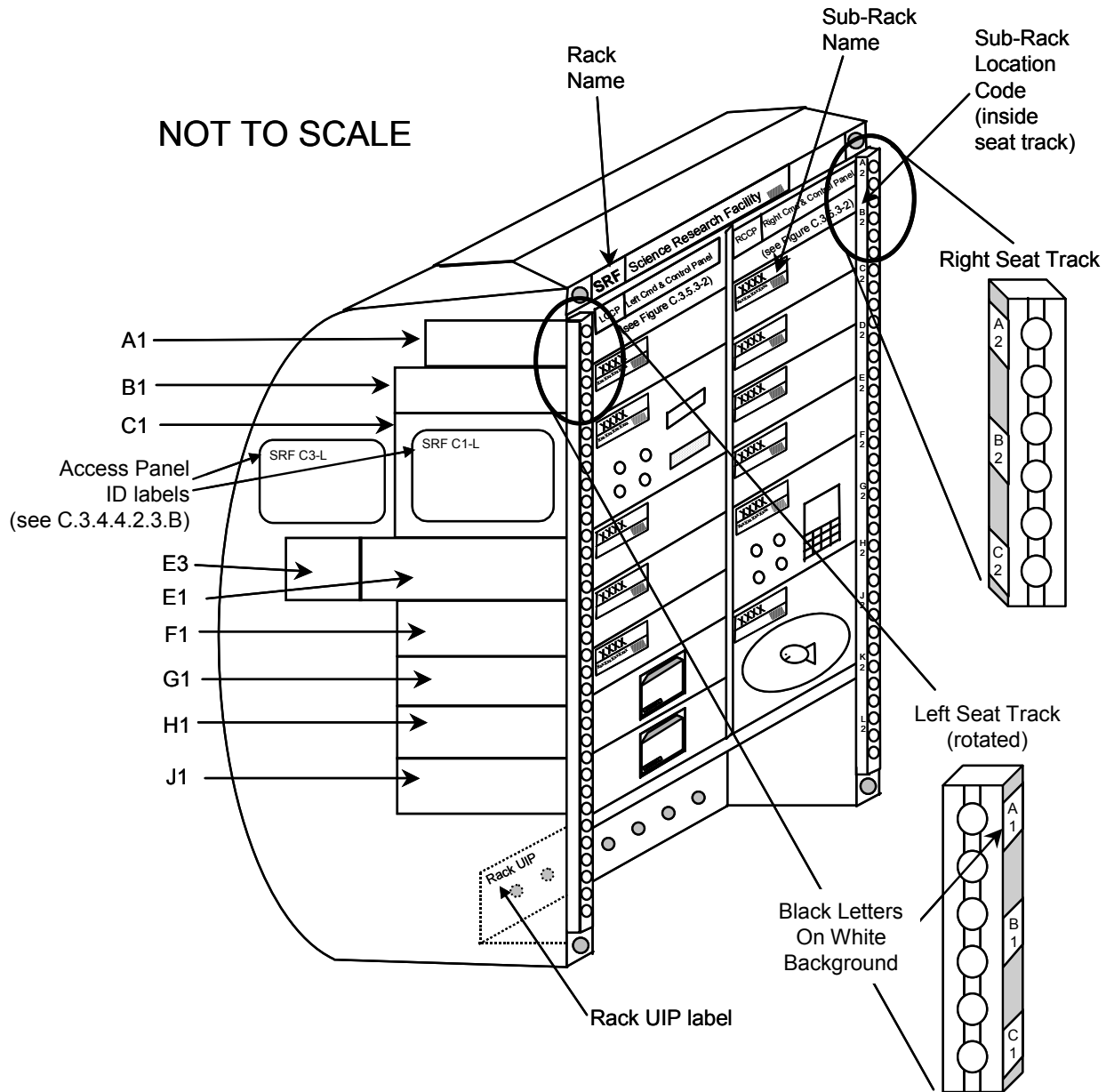
FILTERBANK L      5.0 AMP      MSG VID MON 2

MICROGRAVITY SCIENCE GLOVEBOX (MSG)

COMMAND AND MONITORING PANEL (CMP)

**The labels shown above were developed for the Microgravity Science Glovebox Payload. The Payload Developer coordinated with the ISS Payload Label Approval Team in order to find out what labels were required to be ordered and developed. The following pages contain labels that are to be used on payloads.**

# ISS Payload Rack Label Placement (Payload Hardware) Illustration



**Rack Name Label** - Located in the upper left corner of the rack. 0.48 in minimum. IMS barcode is included.

**Subrack Name Label** - Located in the upper left corner of the subrack. Between 0.28-0.36 in. IMS barcode is included.

**Subrack Location Codes** - Located on the inside of the seat track. Letters A thru N, excluding I (0.18 in). Letter/number pairs must be placed at intervals equal to the individual rack's smallest drawer unit (e.g. 4 PU (7 inches) for U.S. payloads, different for IP racks).

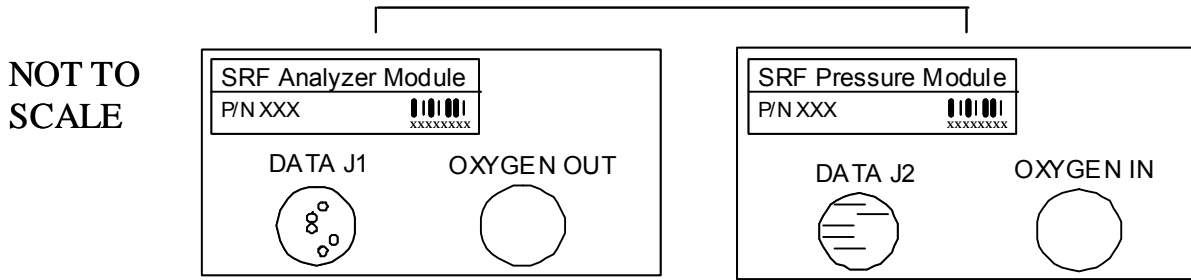
**Rack UIP** – This panel shall be labeled the “Rack UIP”. The procedures are required to refer to the panel as “Rack UIP” also. Electrical and fluid/gas connector ports must be labeled.

**Access Panels** must be labeled.

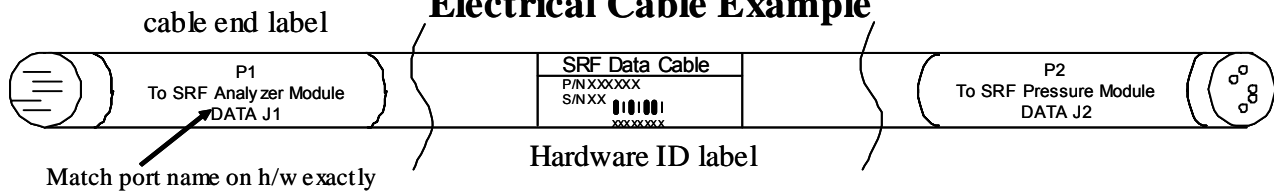
**FIGURE C.3.4.3-1 RACK LABEL PLACEMENT**

# ISS Payload Cable & Hose Labeling Illustration

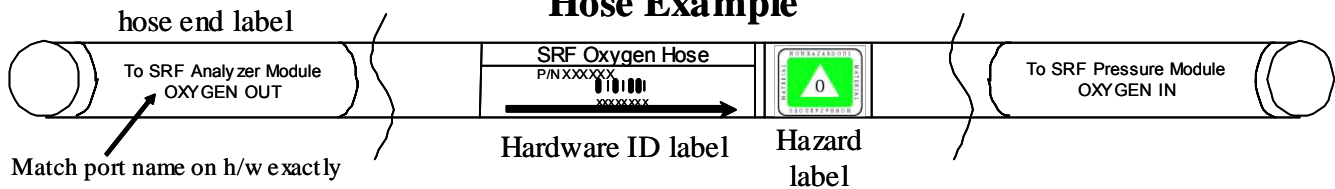
## SCIENCE RESEARCH FACILITY (SRF)



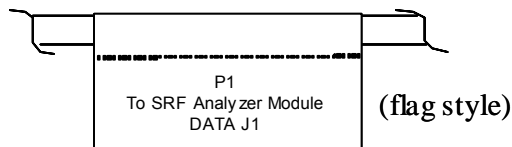
### Electrical Cable Example



### Hose Example



**Also acceptable:**



**Notes:**

Electrical cables/ports: “P” designates cable end plugs and “J” designates receptacles on hardware regardless of gender (pins/sockets).

Hose End Labels: The first line of the end label may be left off (as shown above) if the hose end does not have a specific identifier. In this case, only the second and third lines are needed. If hose ends must be identified, do not use a “P” number.

Hose Identifying Labels: Flow direction should be shown if the hose ends are not interchangeable.

**FIGURE C.3.4.4.2.1-1 CABLE AND HOSE LABELING**

## ISS Payload “Flag” Style Cable Identification Label; IVA

This label is used to identify the ISS payload cables. There are two different styles used to identify the cables. This label is identified by the “Flag” style. This white background with black letters label is made from Brady material with adhesive. All text information is mirrored on the centerline. Restrictions for this label are as follows: IVA only and Flammability.

Drawing Number	Dimension			
	Length	Height	Font Size	Char. Max
SDG32105762-001	3.00"	2.50"	9	29
SDG32105762-002	3.00"	3.50"	12	31
SDG32105762-019	3.00"	1.50"	12	13
SDG32105762-020	3.00"	2.00"	12	17
SDG32105762-021	3.00"	2.50"	12	21
SDG32105762-022	3.00"	3.00"	12	26

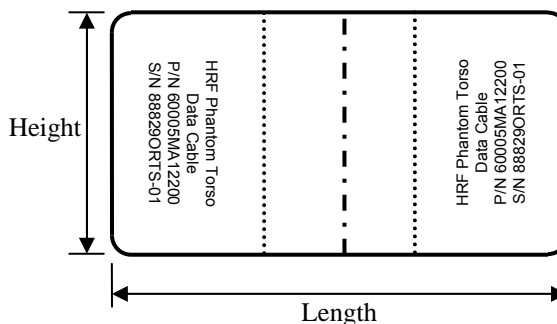
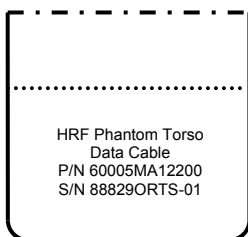
Drawing Number	Dimension			
	Length	Height	Font Size	Char. Max
SDG32105762-003	4.00"	2.50"	9	29
SDG32105762-004	4.00"	3.50"	12	31
SDG32105762-023	4.00"	1.50"	12	13
SDG32105762-024	4.00"	2.00"	12	17
SDG32105762-025	4.00"	2.50"	12	21
SDG32105762-026	4.00"	3.00"	12	26

Drawing Number	Dimension			
	Length	Height	Font Size	Char. Max
SDG32105762-005	5.00"	2.50"	9	29
SDG32105762-006	5.00"	3.50"	12	31
SDG32105762-027	5.00"	1.50"	12	13
SDG32105762-028	5.00"	2.00"	12	17
SDG32105762-029	5.00"	2.50"	12	21
SDG32105762-030	5.00"	3.00"	12	26

Drawing Number	Dimension			
	Length	Height	Font Size	Char. Max
SDG32105762-011	6.00"	2.50"	9	29
SDG32105762-012	6.00"	3.50"	12	31
SDG32105762-031	6.00"	3.00"	12	26
SDG32105762-017	7.00"	2.50"	9	29
SDG32105762-018	7.00"	3.50"	12	31

**When Ordering:** Requester shall provide text that will be placed on each label. Text shall be supplied as a table accompanying JSC 733. Table shall be placed in the “Description” section of the JSC 733 form. Requester is responsible for accuracy of data within table and any required coordination with the ISS Payload Label Approval Team. Each label requested along with text required and the quantity, needs to be shown in the table. Special care should be taken to insure that the proper dash number (ex. -001) is entered for each label ordered as size varies as a function of dash numbers. Below is an example of the table.

Field 1 = HRF Phantom Torso  
 Field 2 = Data Cable  
 Field 3 = P/N 60005MA12200  
 Field 4 = S/N 122-MA421



Example of table that is to be placed on JSC 733 form.

Drawing Number	Field 1	Field 2	Field 3	Field 4	Quantity
SDG32105762-002	HRF Phantom Torso	Data Cable	P/N 60005MA12200	S/N 122-MA421	1
SDG32105762-006	SAMS-II RTS	Power Cable	P/N 40123SA10223	S/N 888290RTS-01	1

## ISS Payload “Band” Style Cable Identification Label (Vertical); IVA

This label is used to identify the ISS payload cables. There are three different styles used to identify the cables. This label is identified by the “Band” style. This white background with black letters label is made from Brady material with adhesive. All text information is mirrored on the centerline. Restrictions for this label are as follows: IVA only and Flammability.

Drawing Number	Dimension			
	Length	Height	Font Size	Char. Max
SDG32105763-007	1.50”	2.00”	12	13
SDG32105763-008	1.50”	3.00”	12	13
SDG32105763-009	1.50”	4.00”	12	13

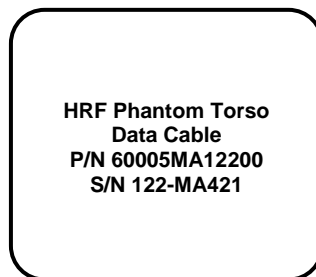
Drawing Number	Dimension			
	Length	Height	Font Size	Char. Max
SDG32105763-010	2.00”	2.00”	12	17
SDG32105763-011	2.00”	3.00”	12	17
SDG32105763-012	2.00”	4.00”	12	17

Drawing Number	Dimension			
	Length	Height	Font Size	Char. Max
SDG32105763-001	2.50”	2.00”	9	29
SDG32105763-002	2.50”	3.00”	9	29
SDG32105763-003	2.50”	4.00”	9	29
SDG32105763-013	2.50”	2.00”	12	21
SDG32105763-014	2.50”	3.00”	12	21
SDG32105763-015	2.50”	4.00”	12	21

Drawing Number	Dimension			
	Length	Height	Font Size	Char. Max
SDG32105763-016	3.00”	2.00”	12	26
SDG32105763-017	3.00”	3.00”	12	26
SDG32105763-018	3.00”	4.00”	12	26
SDG32105763-004	3.50”	2.00”	12	31
SDG32105763-005	3.50”	3.00”	12	31
SDG32105763-006	3.50”	4.00”	12	31

**When Ordering:** Requester shall provide text that will be placed on each label. Text shall be supplied as a table accompanying JSC 733. Table shall be placed in the “Description” section of the JSC 733 form. Requester is responsible for accuracy of data within table and any required coordination with the ISS Payload Label Approval Team. Each label requested along with text required and the quantity, needs to be shown in the table. Special care should be taken to insure that the proper dash number (ex. -001) is entered for each label ordered as size varies as a function of dash numbers. Below is an example of the table.

Field 1 = HRF Phantom Torso  
 Field 2 = Data Cable  
 Field 3 = P/N 60005MA12200  
 Field 4 = S/N 122-MA421



Example of table that is to be placed on JSC 733 form.

Drawing Number	Field 1	Field 2	Field 3	Field 4	Quantity
SDG32105763-006	HRF Phantom Torso	Data Cable	P/N 60005MA12200	S/N 122-MA421	1
SDG32105763-007	SAMS-II RTS	Power Cable	P/N 40123SA10223	S/N 888290RTS-01	1

## ISS Payload/GFE “Flag” Style Hose Identification Label; IVA

This label is used to identify the ISS payload or GFE cables. There are two different styles used to identify the cables with flow direction. This label is identified by the “Flag” style. This white background with black letters label is made from Brady material with adhesive. All text information is mirrored on the centerline. Restrictions for this label are as follows: IVA only and Flammability.

Drawing Number	Dimension			
	Length	Height	Font Size	Char. Max
SDG32107024-001	3.00”	1.50”	12	13
SDG32107024-002	3.00”	2.00”	12	17
SDG32107024-003	3.00”	2.50”	12	21
SDG32107024-004	3.00”	3.00”	12	26
SDG32107024-005	3.00”	3.50”	12	31

Drawing Number	Dimension			
	Length	Height	Font Size	Char. Max
SDG32107024-006	4.00”	1.50”	12	13
SDG32107024-007	4.00”	2.00”	12	17
SDG32107024-008	4.00”	2.50”	12	21
SDG32107024-009	4.00”	3.00”	12	26
SDG32107024-010	4.00”	3.50”	12	31

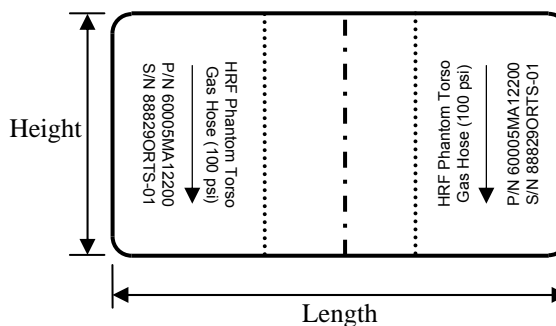
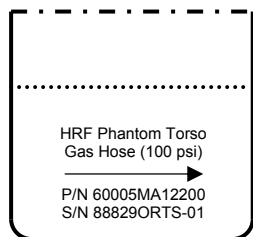
Drawing Number	Dimension			
	Length	Height	Font Size	Char. Max
SDG32107024-011	5.00”	1.50”	12	13
SDG32107024-012	5.00”	2.00”	12	17
SDG32107024-013	5.00”	2.50”	12	21
SDG32107024-014	5.00”	3.00”	12	26
SDG32107024-015	5.00”	3.50”	12	31

Drawing Number	Dimension			
	Length	Height	Font Size	Char. Max
SDG32107024-016	6.00”	3.50”	12	31
SDG32107024-017	7.00”	3.50”	12	31
SDG32107024-018	2.00”	2.00”	12	17

When label is ordered, requester shall determine which arrow direction is needed. ← OR →

**When Ordering:** Requester shall provide text that will be placed on each label. Text shall be supplied as a table accompanying JSC 733. Table shall be placed in the “Description” section of the JSC 733 form. Requester is responsible for accuracy of data within table and any required coordination with Flight Projects Division’s ISS Payload Label Approval Team. Each label requested along with text required and the quantity, needs to be shown in the table. Special care should be taken to insure that the proper dash number (ex. -001) is entered for each label ordered as size varies as a function of dash numbers. Below is an example of the table.

- Field 1 = HRF Phantom Torso
- Field 2 = Gas Hose (100 psi)
- Field 3 = →
- Field 4 = P/N 60005MA12200
- Field 5 = S/N 122-MA421



\* This drawing can also be used for Vehicle/GFE labeling

Example of table that is to be placed on JSC 733 form.

Drawing Number	Field 1	Field 2	Field 3	Field 4	Field 5	Quantity
SDG32107024-004	HRF Phantom Torso	Gas Hose (100 psi)	→	P/N 60005MA12200	S/N 122-MA421	1

## ISS Payload/GFE “Band” Style Hose Identification Label; IVA

This label is used to identify the ISS payload or GFE cables. There are two different styles used to identify the cables with flow direction. This label is identified by the “Band” style. This white background with black letters label is made from Brady material with adhesive. All text information is mirrored on the centerline. Restrictions for this label are as follows: IVA only and Flammability.

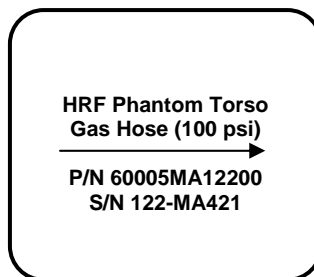
Drawing Number	Dimension			
	Length	Height	Font Size	Char. Max
SDG32107025-001	1.50”	2.00”	12	13
SDG32107025-002	1.50”	3.00”	12	13
SDG32107025-003	1.50”	4.00”	12	13
SDG32107025-004	2.00”	2.00”	12	17
SDG32107025-005	2.00”	3.00”	12	17
SDG32107025-006	2.00”	4.00”	12	17
SDG32107025-007	2.50”	2.00”	12	21
SDG32107025-008	2.50”	3.00”	12	21
SDG32107025-009	2.50”	4.00”	12	21

Drawing Number	Dimension			
	Length	Height	Font Size	Char. Max
SDG32107025-010	3.00”	2.00”	12	26
SDG32107025-011	3.00”	3.00”	12	26
SDG32107025-012	3.00”	4.00”	12	26
SDG32107025-013	3.50”	2.00”	12	31
SDG32107025-014	3.50”	3.00”	12	31
SDG32107025-015	3.50”	4.00”	12	31
SDG32107025-016	3.50”	2.00”	12	31

When label is ordered, requester shall determine which arrow direction is needed. ← OR →

**When Ordering:** Requester shall provide text that will be placed on each label. Text shall be supplied as a table accompanying JSC 733. Table shall be placed in the “Description” section of the JSC 733 form. Requester is responsible for accuracy of data within table and any required coordination with the ISS Payload Label Approval Team. Each label requested along with text required and the quantity, needs to be shown in the table. Special care should be taken to insure that the proper dash number (ex. -001) is entered for each label ordered as size varies as a function of dash numbers. Below is an example of the table.

Field 1 = HRF Phantom Torso  
 Field 2 = Gas Hose (100 psi)  
 Field 3 = →  
 Field 4 = P/N 60005MA12200  
 Field 5 = S/N 122-MA421



\* This drawing can also be used for Vehicle/GFE labeling

Example of table that is to be placed on JSC 733 form.

Drawing Number	Field 1	Field 2	Field 3	Field 4	Field 5	Quantity
SDG32107025-004	HRF Phantom Torso	Gas Hose (100 psi)	→	P/N 60005MA12200	S/N 122-MA421	1



## ISS Payload “Flag” Style Cable/Hose End Connection Label; IVA

This label is used to identify the end connections for ISS payload or GFE cables. There are three different styles used to identify the cable end connections. This label is identified by the “Flag” style. This white background with black letters label is made from Brady material with adhesive. All text information is mirrored on the centerline. Restrictions for this label are as follows: IVA only and Flammability.

Drawing Number	Dimension			
	Length	Height	Font Size	Char. Max
SDG32105758-001	3.00”	2.50”	9	33
SDG32105758-002	3.00”	3.00”	12	30
SDG32105758-019	3.00”	1.00”	12	12
SDG32105758-020	3.00”	1.50”	12	17
SDG32105758-021	3.00”	2.00”	12	21
SDG32105758-022	3.00”	2.50”	12	25

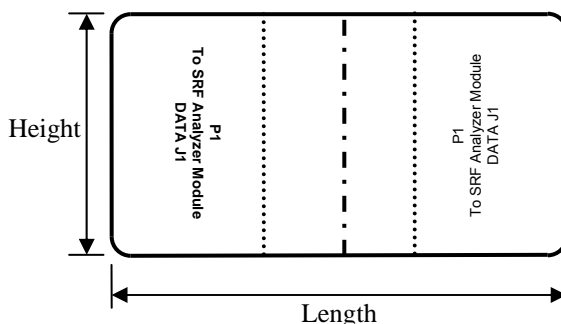
Drawing Number	Dimension			
	Length	Height	Font Size	Char. Max
SDG32105758-003	4.00”	2.50”	9	33
SDG32105758-004	4.00”	3.00”	12	30
SDG32105758-023	4.00”	1.00”	12	12
SDG32105758-024	4.00”	1.50”	12	17
SDG32105758-025	4.00”	2.00”	12	21
SDG32105758-026	4.00”	2.50”	12	26

Drawing Number	Dimension			
	Length	Height	Font Size	Char. Max
SDG32105758-005	5.00”	2.50”	9	33
SDG32105758-006	5.00”	3.00”	12	30
SDG32105758-027	5.00”	1.00”	12	12
SDG32105758-028	5.00”	1.50”	12	17
SDG32105758-029	5.00”	2.00”	12	21
SDG32105758-030	5.00”	2.50”	12	25

Drawing Number	Dimension			
	Length	Height	Font Size	Char. Max
SDG32105758-015	6.00”	2.50”	9	33
SDG32105758-016	6.00”	3.00”	12	30
SDG32105758-017	7.00”	2.50”	9	33
SDG32105758-018	7.00”	3.00”	12	30
SDG32105758-031	1.50”	2.00”	12	17
SDG32105758-032	2.00”	2.00”	12	21

**When Ordering:** Requester shall provide text that will be placed on each label. Text shall be supplied as a table accompanying JSC 733. Table shall be placed in the “Description” section of the JSC 733 form. Requester is responsible for accuracy of data within table and any required coordination with the ISS Payload Label Approval Team. Each label requested along with text required and the quantity, needs to be shown in the table. Special care should be taken to insure that the proper dash number (ex. -001) is entered for each label ordered as size varies as a function of dash numbers. Below is an example of the table.

“P” designates cable end plugs and “J” designates receptacles on hardware regardless of gender (pins/sockets). Each of these designators needs to be included with the rest of the text.



Field 1 = P1  
 Field 2 = TO SRF Analyzer Module  
 Field 3 = DATA J1

Example of table that is to placed on JSC 733 form.

Drawing Number	Field 1	Field 2	Field 3	Quantity
SDG32105758-002	P1	To SRF Analyzer Module	DATA J1	1
SDG32105758-002		To SRF Analyzer Module	OXYGEN IN	1

## ISS Payload “Band” Style Cable/Hose End Connection Label (Horizontal); IVA

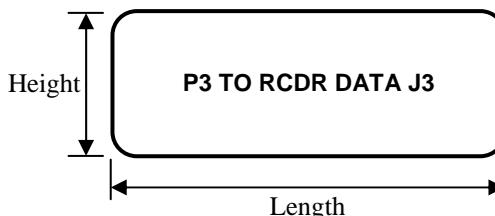
This label is used to identify the end connections for ISS payload or GFE cables. There are three different styles used to identify the cable end connections. This label is identified by the “Band” style. This white background with black letters label is made from Brady material with adhesive. All text information is mirrored on the centerline. Restrictions for this label are as follows: IVA only and Flammability.

Drawing Number	Dimension			
	Length	Height	Font Size	Char. Max
SDG32105759-005	2.00”	1.00”	12	17
SDG32105759-006	2.00”	1.50”	12	17
SDG32105759-007	2.50”	1.00”	12	21
SDG32105759-008	2.50”	1.50”	12	21
SDG32105759-009	3.00”	1.00”	12	26
SDG32105759-017	1.50”	1.00”	9	16
SDG32105759-018	2.00”	1.00”	9	22
SDG32105759-019	2.50”	1.00”	9	28

Drawing Number	Dimension			
	Length	Height	Font Size	Char. Max
SDG32105759-010	3.00”	1.50”	12	26
SDG32105759-001	3.50”	1.00”	9	41
SDG32105759-002	3.50”	1.50”	9	41
SDG32105759-003	4.50”	1.00”	12	40
SDG32105759-004	4.50”	1.50”	12	40

**When Ordering:** Requester shall provide text that will be placed on each label. Text shall be supplied as a table accompanying JSC 733. Table shall be placed in the “Description” section of the JSC 733 form. Requester is responsible for accuracy of data within table and any required coordination with the ISS Payload Label Approval Team. Each label requested along with text required and the quantity, needs to be shown in the table. Special care should be taken to insure that the proper dash number (ex. -001) is entered for each label ordered as size varies as a function of dash numbers. Below is an example of the table.

“P” designates cable end plugs and “J” designates receptacles on hardware regardless of gender (pins/sockets). Each of these designators needs to be included with the rest of the text.



Field 1 = P3  
Field 2 = To RCDR DATA  
Field 3 = J3

Example of table that is to be placed on JSC 733 form.

Drawing Number	Field 1	Field 2	Field 3	Quantity
SDG32105759-001	P3	To RCDR DATA	J3	1
SDG32105759-001		To SRF	OXYGEN OUT	1

## ISS Payload “Band” Style Cable/Hose End Connection Label (Vertical); IVA

This label is used to identify the end connections for ISS payload or GFE cables. There are three different styles used to identify the cable end connections. This label is identified by the “Band” style. This white background with black letters label is made from Brady material with adhesive. All text information is mirrored on the centerline. Drawing numbers should be chosen carefully based on the center length, since cable thickness will make an impact on the overall length. Restrictions for this label are as follows: IVA only and Flammability.

Drawing Number	Dimension			
	Length	Height	Font Size	Char. Max
SDG32105760-007	1.00”	2.00”	12	8
SDG32105760-008	1.00”	3.00”	12	8
SDG32105760-009	1.00”	4.00”	12	8
SDG32105760-010	1.50”	2.00”	12	13
SDG32105760-011	1.50”	3.00”	12	13
SDG32105760-012	1.50”	4.00”	12	13
SDG32105760-031	1.50”	1.00”	9	17

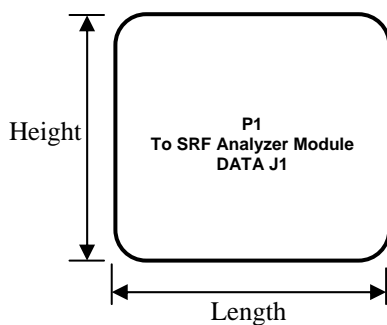
Drawing Number	Dimension			
	Length	Height	Font Size	Char. Max
SDG32105760-013	2.00”	2.00”	12	17
SDG32105760-014	2.00”	3.00”	12	17
SDG32105760-015	2.00”	4.00”	12	17
SDG32105760-016	2.50”	2.00”	12	21
SDG32105760-017	2.50”	3.00”	12	21
SDG32105760-018	2.50”	4.00”	12	21

Drawing Number	Dimension			
	Length	Height	Font Size	Char. Max
SDG32105760-001	2.50”	2.00”	9	29
SDG32105760-002	2.50”	3.00”	9	29
SDG32105760-003	2.50”	4.00”	9	29

Drawing Number	Dimension			
	Length	Height	Font Size	Char. Max
SDG32105760-004	3.50”	2.00”	12	31
SDG32105760-005	3.50”	3.00”	12	31
SDG32105760-006	3.50”	4.00”	12	31

**When Ordering:** Requester shall provide text that will be placed on each label. Text shall be supplied as a table accompanying JSC 733. Table shall be placed in the “Description” section of the JSC 733 form. Requester is responsible for accuracy of data within table and any required coordination with the ISS Payload Label Approval Team. Each label requested along with text required and the quantity, needs to be shown in the table. Special care should be taken to insure that the proper dash number (ex. -001) is entered for each label ordered as size varies as a function of dash numbers. Below is an example of the table.

“P” designates cable end plugs and “J” designates receptacles on hardware regardless of gender (pins/sockets). Each of these designators needs to be included with the rest of the text.



Field 1 = P1  
 Field 2 = To SRF Analyzer Module  
 Field 3 = DATA J1

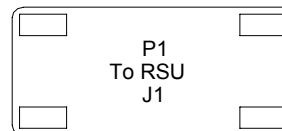
Example of table that is to be placed on JSC 733 form.

Drawing Number	Field 1	Field 2	Field 3	Quantity
SDG32105760-001	P1	To SRF Analyzer Module	DATA J1	1
SDG32105760-001		To SRF Analyzer Module	OXYGEN IN	1

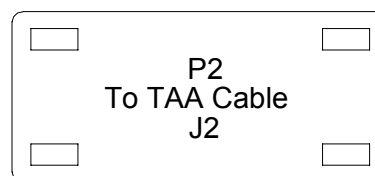
## ISS Payload/GFE “Tie-Wrap” Style Cable/Hose Label; IVA

These labels may be used when the hardware developer does not wish to order the “flag style” or “band style” cable labels. These can be used for either cable identification or cable end labels, depending on the text submitted. This label is made out of Plastigraphix. Restrictions for this label are as follows: IVA only and Flammability.

Drawing Number	Dimension		
	Length	Height	Font Size
SDG32107719-001	1.50”	0.75”	9
SDG32107719-002	2.00”	1.00”	12



-001



-002

**When Ordering:** Requester shall provide text that will be placed on each label. Text shall be supplied as a table accompanying JSC 733. Table shall be placed in the “Description” section of the JSC 733 form. Requester is responsible for accuracy of data within table and any required coordination with the ISS Payload Label Approval Team. Each label requested along with text required and the quantity, needs to be shown in the table. Special care should be taken to insure that the proper dash number (ex. –001) is entered for each label ordered as size varies as a function of dash numbers. Below is an example of the table.

Example of table that is to be placed on JSC 733 form.

Drawing Number	Field 1	Field 2	Field 3	Quantity
SDG32107719-001	Triaxial Accelerometer	P/N 3456789	S/N 01234	1
SDG32107719-001	P1	To RSU	J1	1
SDG32107719-002	P2	To TAA Cable	J2	1
SDG32107719-002		To SRF Analyzer Module	OXYGEN IN	1
SDG32107719-002	MECT Adapter Cable	P/N 9451DW0152	S/N 001	1

## Example of Cable Labels

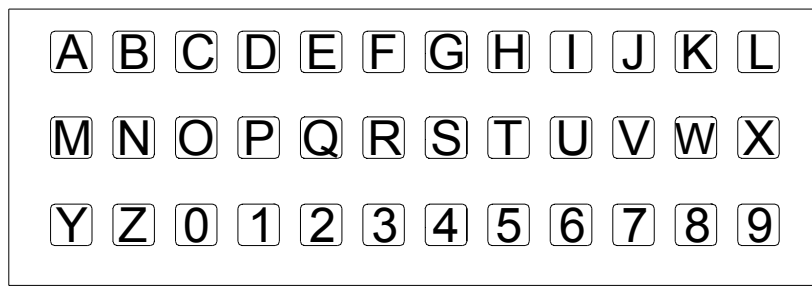
---



## Decal Assy, Generic Alpha-Numeric Labels; IVA

Drawing Number	Dimension	Material	Restrictions
	Size of each individual label		
SEG32106356-301	.20" x .20"	Scotchcal 220	IVA Only, Flammability, Fungus, Polyvinyl Chloride
SEG32106356-302	.25" x .25"	Scotchcal 220	IVA Only, Flammability, Fungus, Polyvinyl Chloride
SEG32106356-303	.30" x .30"	Scotchcal 220	IVA Only, Flammability, Fungus, Polyvinyl Chloride
SEG32106356-304	.60" x .60"	Scotchcal 220	IVA Only, Flammability, Fungus, Polyvinyl Chloride
SEG32106356-305	.90" x .90"	Scotchcal 220	IVA Only, Flammability, Fungus, Polyvinyl Chloride
SEG32106356-306	1.20" x 1.20" (A-R)	Scotchcal 220	IVA Only, Flammability, Fungus, Polyvinyl Chloride
SEG32106356-307	1.20" x 1.20" (S-9)	Scotchcal 220	IVA Only, Flammability, Fungus, Polyvinyl Chloride
SEG32106356-308	.20" x .20"	Scotchcal 220	IVA Only, Flammability, Fungus, Polyvinyl Chloride
SEG32106356-309	.25" x .25"	Scotchcal 220	IVA Only, Flammability, Fungus, Polyvinyl Chloride
SEG32106356-310	.30" x .30"	Scotchcal 220	IVA Only, Flammability, Fungus, Polyvinyl Chloride
SEG32106356-311	.60" x .60"	Scotchcal 220	IVA Only, Flammability, Fungus, Polyvinyl Chloride
SEG32106356-312	.90" x .90"	Scotchcal 220	IVA Only, Flammability, Fungus, Polyvinyl Chloride
SEG32106356-313	1.20" x 1.20" (A-R)	Scotchcal 220	IVA Only, Flammability, Fungus, Polyvinyl Chloride
SEG32106356-314	1.20" x 1.20" (S-9)	Scotchcal 220	IVA Only, Flammability, Fungus, Polyvinyl Chloride
SEG32106356-315	1.20" x 1.20" (Various sizes of 10 & 11)	Scotchcal 220	IVA Only, Flammability, Fungus, Polyvinyl Chloride

These labels are for general use on ISS where equipment/items must be identified with simple specific lettering or numbering. For example: EXPRESS Rack "1" and EXPRESS Rack "2". For each assembly, the letters A-Z and the numbers 0-9 will be used with each assembly having different sizes of the individual labels. SEG32106356-306 will have the letters A-R and SEG32106356-307 will be a continuance with the letters S-Z and the numbers 0-9. These labels are ordered as a sheet, rather than individual labels.





-301, -302, -303, -304, -305, -306, & -307 are black text on white background.

-308, -309, -310, -311, -312, -313, -314, & -315 are white text on black background.

**Decal Assy, Subrack Location Code Labels For Locker Control Panel; IVA**


Drawing Number	Dimension	Material	Restrictions
	Size of each individual label		
SEG32106357-301	.55" x .30"	Scotchcal 220	IVA Only, Flammability, Fungus, Polyvinyl Chloride

These labels are for use on control panels of payload racks where the control panel controls multiple subracks within the rack. These letter/number pair labels are placed within the controls labeling for a particular subrack, and help map the specific set of controls to the subrack's location. For example, these are used on EXPRESS rack control panels to show where the subrack is located. These labels are ordered as a sheet, rather than individual labels.




### Decal Assy, Subrack Location Code Labels for ISS Rack Level Structure; IVA

Drawing Number	Dimension	Material	Restrictions
	Size of each individual label		
SEG32106359-301	.25" x .50"	Scotchcal 220	IVA Only, Flammability, Fungus, Polyvinyl Chloride
SEG32106359-303	.25" x .50"	Scotchcal 220	IVA Only, Flammability, Fungus, Polyvinyl Chloride
SEG32106359-305	.23" x .50"	Scotchcal 220	IVA Only, Flammability, Fungus, Polyvinyl Chloride




-301 & -305



-303

These subrack location code labels are placed on the rack structure, along the inside surface of the seat track (preferred), at intervals equal to the individual rack's smallest drawer unit (e.g: 4 PU (7 inches) for U.S. payloads, different for IP racks). Each letter/number pair must be placed at the top of the particular drawer interval. Locations other than the inside of the seat track are permissible only if there is a permanent obstruction that would cover the labels. These labels are ordered as a sheet, rather than as individual labels.





## 7.2 Utility

### ❖ Contents, Hazards, Pressure, Flow Direction

- Recycle (IVA)
- Flame (IVA)
- Potable Water (IVA)
- Waste Water (IVA)
- Hazardous/Non-hazardous Logo (IVA)
- Hazardous/Non-hazardous Cable Labels (IVA)
- Biohazard Crew Interface Analysis (IVA)
- Utility Coding (IVA)
- Utility Coding Without Hazard Classification (IVA)
- Express Ampere Rating Label (IVA)
- UOP Safety Label (IVA)
- Temperature Control Label (IVA)

### ❖ Crew Safety During Use, Maintenance, Replacement Activities

- Fire Hole (IVA)
- Fire Port Location Code (IVA)
- Emergency Exit Space Station (IVA)
- Portable Breathing Apparatus (IVA)
- Fire Extinguisher (IVA)
- PBA/PFE Advisory Label (IVA)
- PBA/PFE Door Labels (IVA)
- Emergency Disconnect Label (IVA)
- Rack Maintenance Switch (IVA)
- ISS Payload Rack Maintenance Switch Label (IVA)
- Multi-Egress Label (8X4) (IVA)
- Pocket Assembly, Rack Label (IVA)
- Pocket Assembly, Emergency Exit (IVA)
- Pocket Assembly, Stowage Tray Picture Decal (IVA)
- Pocket Assembly, Luggage Tag (IVA)
- Pocket Assembly, Hardware Label (IVA)
- Blank (IVA)
- Recycle Attention Label (IVA)
- ATV Stowage Labels (IVA)

## Decal, Recycle; IVA

Drawing Number	Diameter	Material	Restrictions
	Square		
SDG32104807-001	1.50"	Lexan & Adhesive	Short Term Low Earth Orbit Exposure, Flammability
SDG32104807-002	1.00"	Lexan & Adhesive	Short Term Low Earth Orbit Exposure, Flammability
SDG32104807-003	1.50"	Lexan	Short Term Low Earth Orbit Exposure, Flammability
SDG32104807-004	1.00"	Lexan	Short Term Low Earth Orbit Exposure, Flammability
SDG32104807-005	1.50"	Scotchcal 220	IVA Only, Flammability, Fungus, Polyvinyl Chloride
SDG32104807-006	1.00"	Scotchcal 220	IVA Only, Flammability, Fungus, Polyvinyl Chloride



This internationally accepted symbol is available on reverse screen print Lexan (with and without adhesive) and laminated Scotchcal 220.

**Decal, Flame; IVA**

Drawing Number	Dimension		Material	Restrictions
	Length	Height		
SDG32104815-001	1.00"	1.50"	Starliner Vinyl	IVA Only, Flammability, Fungus, Polyvinyl Chloride
SDG32104815-002	0.70"	1.00"	Starliner Vinyl	IVA Only, Flammability, Fungus, Polyvinyl Chloride
SDG32104815-003	1.00"	1.50"	Lexan & Adhesive	Short Term Low Earth Orbit Exposure, Flammability
SDG32104815-004	0.70"	1.00"	Lexan & Adhesive	Short Term Low Earth Orbit Exposure, Flammability
SDG32104815-005	1.00"	1.50"	Lexan	Short Term Low Earth Orbit Exposure, Flammability
SDG32104815-006	0.70"	1.00"	Lexan	Short Term Low Earth Orbit Exposure, Flammability
SDG32104815-007	1.00"	1.50"	Scotchcal 220	IVA Only, Flammability, Fungus, Polyvinyl Chloride
SDG32104815-008	0.70"	1.00"	Scotchcal 220	IVA Only, Flammability, Fungus, Polyvinyl Chloride



This internationally accepted symbol represents a condition of possible flammability and is available on laminated direct screen print Vinyl, reverse screen print Lexan (with and without adhesive), and laminated Scotchcal 220.

## Decal, Potable Water; IVA

Drawing Number	Dimension	Material	Restrictions
	Diameter		
SDG32104816-001	1.00"	Starliner Vinyl	IVA Only, Flammability, Fungus, Polyvinyl Chloride
SDG32104816-002	0.50"	Starliner Vinyl	IVA Only, Flammability, Fungus, Polyvinyl Chloride
SDG32104816-003	1.00"	Lexan & Adhesive	Short Term Low Earth Orbit Exposure, Flammability
SDG32104816-004	0.50"	Lexan & Adhesive	Short Term Low Earth Orbit Exposure, Flammability
SDG32104816-005	1.00"	Lexan	Short Term Low Earth Orbit Exposure, Flammability
SDG32104816-006	0.50"	Lexan	Short Term Low Earth Orbit Exposure, Flammability
SDG32104816-007	1.00"	Scotchcal 220	IVA Only, Flammability, Fungus, Polyvinyl Chloride
SDG32104816-008	0.50"	Scotchcal 220	IVA Only, Flammability, Fungus, Polyvinyl Chloride



This internationally accepted symbol represents pure drinkable water and is available on laminated direct screen print Vinyl, reverse screen print Lexan (with and without adhesive), and laminated Scotchcal 220.

## Decal, Waste Water; IVA



Drawing Number	Dimension	Material	Restrictions
	Diameter		
SDG32104817-001	1.00"	Starliner Vinyl	IVA Only, Flammability, Fungus, Polyvinyl Chloride
SDG32104817-002	0.50"	Starliner Vinyl	IVA Only, Flammability, Fungus, Polyvinyl Chloride
SDG32104817-003	1.00"	Lexan & Adhesive	Short Term Low Earth Orbit Exposure, Flammability
SDG32104817-004	0.50"	Lexan & Adhesive	Short Term Low Earth Orbit Exposure, Flammability
SDG32104817-005	1.00"	Lexan	Short Term Low Earth Orbit Exposure, Flammability
SDG32104817-006	0.50"	Lexan	Short Term Low Earth Orbit Exposure, Flammability
SDG32104817-007	1.00"	Scotchcal 220	IVA Only, Flammability, Fungus, Polyvinyl Chloride
SDG32104817-008	0.50"	Scotchcal 220	IVA Only, Flammability, Fungus, Polyvinyl Chloride



This internationally accepted symbol represents contaminated water - unfit for consumption and is available on laminated direct screen print Vinyl, reverse screen print Lexan (with and without adhesive), and laminated Scotchcal 220.

## Decal, Hazardous/Non-hazardous Logo; IVA

Drawing Number	Dimension		Material	Level	Field Color
	Length	Height			
SKD39123122-001	2.40"	1.90"	Vinyl	0	Green
SKD39123122-009	2.40"	1.90"	Vinyl	1	Cobalt Blue
SKD39123122-017	2.40"	1.90"	Vinyl	2	Yellow
SKD39123122-025	2.40"	1.90"	Vinyl	3	Orange
SKD39123122-033	2.40"	1.90"	Vinyl	4	Ruby Red
SKD39123122-041	2.40"	1.90"	Lexan	0	Pantone Green 347C
SKD39123122-049	2.40"	1.90"	Lexan	1	Pantone Blue 300C
SKD39123122-057	2.40"	1.90"	Lexan	2	Pantone Yellow 012C
SKD39123122-065	2.40"	1.90"	Lexan	3	Pantone Orange 021C
SKD39123122-073	2.40"	1.90"	Lexan	4	Pantone Red 199C
SKD39123122-131	2.40"	1.90"	Nomex	0	Pantone Green 347C
SKD39123122-139	2.40"	1.90"	Nomex	1	Pantone Blue 300C
SKD39123122-147	2.40"	1.90"	Nomex	2	Pantone Yellow 012C
SKD39123122-155	2.40"	1.90"	Nomex	3	Pantone Orange 021C
SKD39123122-163	2.40"	1.90"	Nomex	4	Pantone Red 199C
Drawing Number	Dimension		Material	Level	Field Color
	Length	Height			
SKD39123122-003	1.80"	1.43"	Vinyl	0	Green
SKD39123122-011	1.80"	1.43"	Vinyl	1	Cobalt Blue
SKD39123122-019	1.80"	1.43"	Vinyl	2	Yellow
SKD39123122-027	1.80"	1.43"	Vinyl	3	Orange
SKD39123122-035	1.80"	1.43"	Vinyl	4	Ruby Red
SKD39123122-043	1.80"	1.43"	Lexan	0	Pantone Green 347C
SKD39123122-051	1.80"	1.43"	Lexan	1	Pantone Blue 300C
SKD39123122-059	1.80"	1.43"	Lexan	2	Pantone Yellow 012C
SKD39123122-067	1.80"	1.43"	Lexan	3	Pantone Orange 021C
SKD39123122-075	1.80"	1.43"	Lexan	4	Pantone Red 199C
SKD39123122-133	1.80"	1.43"	Nomex	0	Pantone Green 347C
SKD39123122-141	1.80"	1.43"	Nomex	1	Pantone Blue 300C
SKD39123122-149	1.80"	1.43"	Nomex	2	Pantone Yellow 012C
SKD39123122-157	1.80"	1.43"	Nomex	3	Pantone Orange 021C
SKD39123122-165	1.80"	1.43"	Nomex	4	Pantone Red 199C
Drawing Number	Dimension		Material	Level	Field Color
	Length	Height			
SKD39123122-005	1.45"	1.15"	Vinyl	0	Green
SKD39123122-013	1.45"	1.15"	Vinyl	1	Cobalt Blue
SKD39123122-021	1.45"	1.15"	Vinyl	2	Yellow
SKD39123122-029	1.45"	1.15"	Vinyl	3	Orange
SKD39123122-037	1.45"	1.15"	Vinyl	4	Ruby Red
SKD39123122-045	1.45"	1.15"	Lexan	0	Pantone Green 347C
SKD39123122-053	1.45"	1.15"	Lexan	1	Pantone Blue 300C
SKD39123122-061	1.45"	1.15"	Lexan	2	Pantone Yellow 012C
SKD39123122-069	1.45"	1.15"	Lexan	3	Pantone Orange 021C
SKD39123122-077	1.45"	1.15"	Lexan	4	Pantone Red 199C
SKD39123122-135	1.45"	1.15"	Nomex	0	Pantone Green 347C
SKD39123122-143	1.45"	1.15"	Nomex	1	Pantone Blue 300C
SKD39123122-151	1.45"	1.15"	Nomex	2	Pantone Yellow 012C
SKD39123122-159	1.45"	1.15"	Nomex	3	Pantone Orange 021C
SKD39123122-167	1.45"	1.15"	Nomex	4	Pantone Red 199C




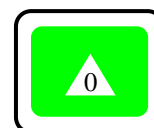
**Decal, Hazardous/Non-hazardous Logo; IVA (continued)**

Drawing Number	Dimension		Material	Level	Field Color
	Length	Height			
SKD39123122-007	0.84"	0.67"	Vinyl	0	Green
SKD39123122-015	0.84"	0.67"	Vinyl	1	Cobalt Blue
SKD39123122-023	0.84"	0.67"	Vinyl	2	Yellow
SKD39123122-031	0.84"	0.67"	Vinyl	3	Orange
SKD39123122-039	0.84"	0.67"	Vinyl	4	Ruby Red
SKD39123122-047	0.84"	0.67"	Lexan	0	Pantone Green 347C
SKD39123122-055	0.84"	0.67"	Lexan	1	Pantone Blue 300C
SKD39123122-063	0.84"	0.67"	Lexan	2	Pantone Yellow 012C
SKD39123122-071	0.84"	0.67"	Lexan	3	Pantone Orange 021C
SKD39123122-079	0.84"	0.67"	Lexan	4	Pantone Red 199C
SKD39123122-137	0.84"	0.67"	Nomex	0	Pantone Green 347C
SKD39123122-145	0.84"	0.67"	Nomex	1	Pantone Blue 300C
SKD39123122-153	0.84"	0.67"	Nomex	2	Pantone Yellow 012C
SKD39123122-161	0.84"	0.67"	Nomex	3	Pantone Orange 021C
SKD39123122-169	0.84"	0.67"	Nomex	4	Pantone Red 199C



Drawing Number	Dimension		Material	Level	Field Color
	Length	Height			
SKD39123122-081	0.59"	0.47"	Hammermill	0	Pantone Green 347C
SKD39123122-087	0.59"	0.47"	Hammermill	1	Pantone Blue 300C
SKD39123122-093	0.59"	0.47"	Hammermill	2	Pantone Yellow 012C
SKD39123122-099	0.59"	0.47"	Hammermill	3	Pantone Orange 021C
SKD39123122-105	0.59"	0.47"	Hammermill	4	Pantone Red 199C
SKD39123122-211	0.59"	0.47"	Vinyl	0	Green
SKD39123122-217	0.59"	0.47"	Vinyl	1	Cobalt Blue
SKD39123122-223	0.59"	0.47"	Vinyl	2	Yellow
SKD39123122-229	0.59"	0.47"	Vinyl	3	Orange
SKD39123122-235	0.59"	0.47"	Vinyl	4	Ruby Red

Drawing Number	Dimension		Material	Level	Field Color
	Length	Height			
SKD39123122-083	0.39"	0.31"	Hammermill	0	Kelly Green
SKD39123122-089	0.39"	0.31"	Hammermill	1	Sapphire Blue
SKD39123122-095	0.39"	0.31"	Hammermill	2	Bright Yellow
SKD39123122-101	0.39"	0.31"	Hammermill	3	Bright Orange
SKD39123122-107	0.39"	0.31"	Hammermill	4	Cardinal Red
SKD39123122-213	0.39"	0.31"	Hammermill	0	Kelly Green
SKD39123122-219	0.39"	0.31"	Hammermill	1	Sapphire Blue
SKD39123122-225	0.39"	0.31"	Hammermill	2	Bright Yellow
SKD39123122-231	0.39"	0.31"	Hammermill	3	Bright Orange
SKD39123122-237	0.39"	0.31"	Hammermill	4	Cardinal Red



Drawing Number	Dimension		Material	Level	Field Color
	Length	Height			
SKD39123122-085	0.29"	0.23"	Hammermill	0	Kelly Green
SKD39123122-091	0.29"	0.23"	Hammermill	1	Sapphire Blue
SKD39123122-097	0.29"	0.23"	Hammermill	2	Bright Yellow
SKD39123122-103	0.29"	0.23"	Hammermill	3	Bright Orange
SKD39123122-109	0.29"	0.23"	Hammermill	4	Cardinal Red
SKD39123122-215	0.29"	0.23"	Hammermill	0	Kelly Green
SKD39123122-221	0.29"	0.23"	Hammermill	1	Sapphire Blue
SKD39123122-227	0.29"	0.23"	Hammermill	2	Bright Yellow
SKD39123122-233	0.29"	0.23"	Hammermill	3	Bright Orange
SKD39123122-239	0.29"	0.23"	Hammermill	4	Cardinal Red

## Decal, Hazardous/Non-hazardous Logo; IVA (continued)

Drawing Number	Dimension	Material	Level	Field Color		
	Square					
SKD39123122-111	0.20"	Hammermill	0	Kelly Green		
SKD39123122-115	0.20"	Hammermill	1	Sapphire Blue		
SKD39123122-119	0.20"	Hammermill	2	Bright Yellow		
SKD39123122-123	0.20"	Hammermill	3	Bright Orange		
SKD39123122-127	0.20"	Hammermill	4	Cardinal Red		
Drawing Number	Dimension	Material	Level	Field Color		
Square						
SKD39123122-113	0.12"	Hammermill	0	Kelly Green		
SKD39123122-117	0.12"	Hammermill	1	Sapphire Blue		
SKD39123122-121	0.12"	Hammermill	2	Bright Yellow		
SKD39123122-125	0.12"	Hammermill	3	Bright Orange		
SKD39123122-129	0.12"	Hammermill	4	Cardinal Red		

These decals are available on reverse screen print Lexan (with adhesive), Gerber Scotchcal Vinyl, Nomex, and Hammermill color copy paper. Hazardous and nonhazardous decals are used to identify materials that pose a potential threat to the user. There are 5 different levels and colors of this decal: Level 0 (green), Level 1 (blue), Level 2 (yellow), Level 3 (orange), and Level 4 (red). Level 0 green decals are identified as “nonhazardous”. Level 1 is “hazardous”, leading all the way up to Level 4 decals, which are very hazardous.

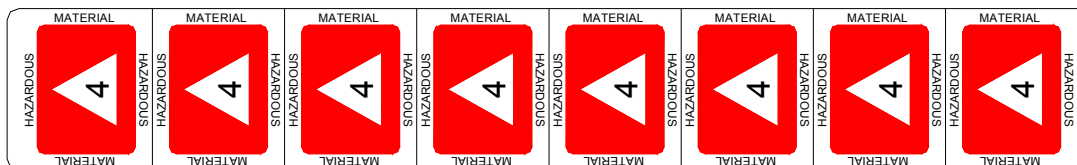
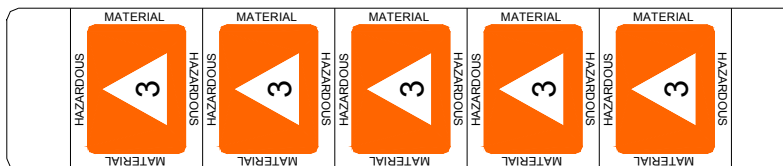
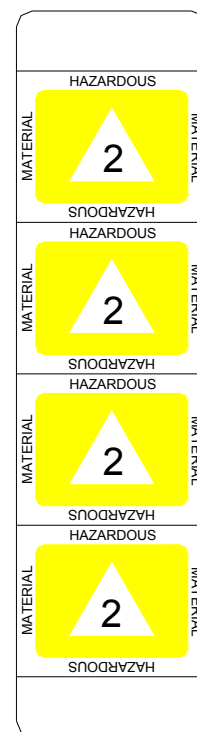
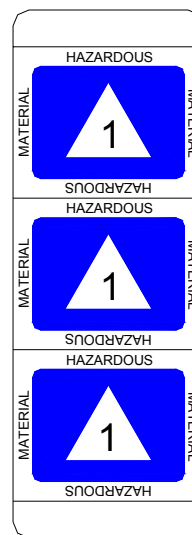





## Hazardous/Non-Hazardous Cable Labels; IVA

These decals are available on Gerber Scotchcal Vinyl. Hazardous and non-hazardous decals are used to identify materials that pose a potential threat to the user. There are 5 different levels and colors of this decal: Level 0 (Kelly Green), Level 1 (Sapphire Blue), Level 2 (Bright Yellow), Level 3 (Bright Orange), and Level 4 (Cardinal Red). Level 0 green decals are identified as “nonhazardous”. Level 1 is “hazardous”, leading all the way up to Level 4 decals, which are very hazardous. The labels also differentiate because of the different amount of hazardous/non-hazardous logos that are applied for the different sizes.

Drawing Number	Dimension		Material	Level	Logos Per Label
	Length	Height			
SDG32107728-001	1.45”	3.00”	Vinyl	0	2
SDG32107728-002	1.45”	3.00”	Vinyl	1	2
SDG32107728-003	1.45”	3.00”	Vinyl	2	2
SDG32107728-004	1.45”	3.00”	Vinyl	3	2
SDG32107728-005	1.45”	3.00”	Vinyl	4	2
SDG32107728-006	1.45”	4.00”	Vinyl	0	3
SDG32107728-007	1.45”	4.00”	Vinyl	1	3
SDG32107728-008	1.45”	4.00”	Vinyl	2	3
SDG32107728-009	1.45”	4.00”	Vinyl	3	3
SDG32107728-010	1.45”	4.00”	Vinyl	4	3
SDG32107728-011	1.45”	5.50”	Vinyl	0	4
SDG32107728-012	1.45”	5.50”	Vinyl	1	4
SDG32107728-013	1.45”	5.50”	Vinyl	2	4
SDG32107728-014	1.45”	5.50”	Vinyl	3	4
SDG32107728-015	1.45”	5.50”	Vinyl	4	4
SDG32107728-016	0.84”	2.00”	Vinyl	0	2
SDG32107728-017	0.84”	2.00”	Vinyl	1	2
SDG32107728-018	0.84”	2.00”	Vinyl	2	2
SDG32107728-019	0.84”	2.00”	Vinyl	3	2
SDG32107728-020	0.84”	2.00”	Vinyl	4	2
SDG32107728-021	0.84”	3.00”	Vinyl	0	4
SDG32107728-022	0.84”	3.00”	Vinyl	1	4
SDG32107728-023	0.84”	3.00”	Vinyl	2	4
SDG32107728-024	0.84”	3.00”	Vinyl	3	4
SDG32107728-025	0.84”	3.00”	Vinyl	4	4
SDG32107728-026	0.84”	4.00”	Vinyl	0	5
SDG32107728-027	0.84”	4.00”	Vinyl	1	5
SDG32107728-028	0.84”	4.00”	Vinyl	2	5
SDG32107728-029	0.84”	4.00”	Vinyl	3	5
SDG32107728-030	0.84”	4.00”	Vinyl	4	5
SDG32107728-031	0.84”	5.50”	Vinyl	0	8
SDG32107728-032	0.84”	5.50”	Vinyl	1	8
SDG32107728-033	0.84”	5.50”	Vinyl	2	8
SDG32107728-034	0.84”	5.50”	Vinyl	3	8
SDG32107728-035	0.84”	5.50”	Vinyl	4	8



## Decal, Biohazard Crew Interface Analysis; IVA

Drawing Number	Dimension		Material	Restrictions
	Length	Height		
SDD39124182-001	2.20"	2.90"	Scotchcal 210-414	IVA Only, Flammability, Fungus, Polyvinyl Chloride
SDD39124182-002	1.10"	1.45"	Scotchcal 210-414	IVA Only, Flammability, Fungus, Polyvinyl Chloride
SDD39124182-003	0.75"	1.00"	Scotchcal 210-414	IVA Only, Flammability, Fungus, Polyvinyl Chloride

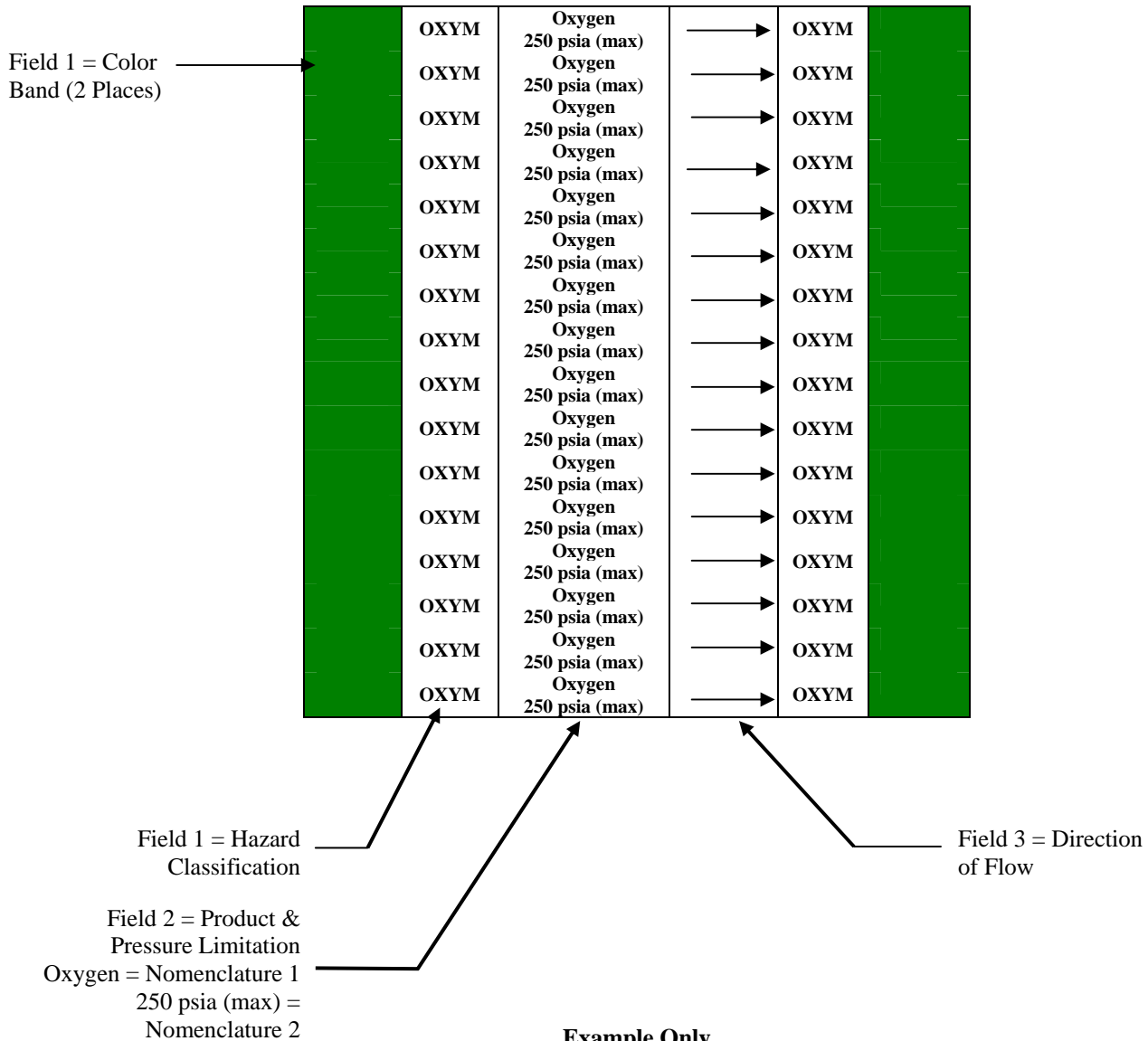


This internationally accepted label is available in red orange (nomenclature, symbol, and border) on black (background), produced on laminated Scotchcal 210-414.

## Label, Utility Coding; IVA

Drawing Number	Dimension		Material	Restrictions
	Length	Height		
SDG32105087	3.50"	11.00"	Metalphoto & Adhesive	None

This Metal foil label is black text and symbols on a silver-gray background, and can have silk-screened color bars, but the number of colors available is limited. This is produced from 5 mil. thick, annealed Metalphoto foil as a sheet rather than individual components, to help facilitate installation. These are available in 11" strips with 3M #966 adhesive backing. Reference SSP 50014.



**Example Only**

**When Ordering:** Requester shall provide text that will be placed on each label. Text shall be supplied as a table accompanying JSC 733. Table shall be placed in the "Description" section of the JSC 733 form. Requester is responsible for accuracy of data within table and any required coordination with program offices. Each decal requested, along with the text required and the quantity, needs to be shown in the table. When a table accompanying JSC 733 is given to the DDPF, the DDPF shall then assign the appropriate dash number. The following page consist of an example of a table.

### Label, Utility Coding; IVA (continued)

Field 1, Color/Classification	
* Color Band	* Hazard Classification
Yellow	FLAM
Red	FPM
Blue	AAHM
Brown	TOXIC
Green	OXYM
Gray	PHDAN

Field 2, Product & Pressure Limitation	
Nomenclature 1	Nomenclature 2
Place applicable medium name	0-999 psi (max)

Field 3, Direction
←
→
↔

\* Color bands and the hazard classification are not interchangeable items. Each hazard classification has a certain color that identifies it.

**Hazard Classification**

- FLAM = Flammable Materials
- FPM = Fire Protection Materials
- AAHM = Anesthetics Poisonous Materials
- TOXIC = Toxic and Poisonous Materials
- OXYM = Oxidizing Materials
- PHDAN = Physically Dangerous Materials

Example of table that is to be placed on JSC 733 form.

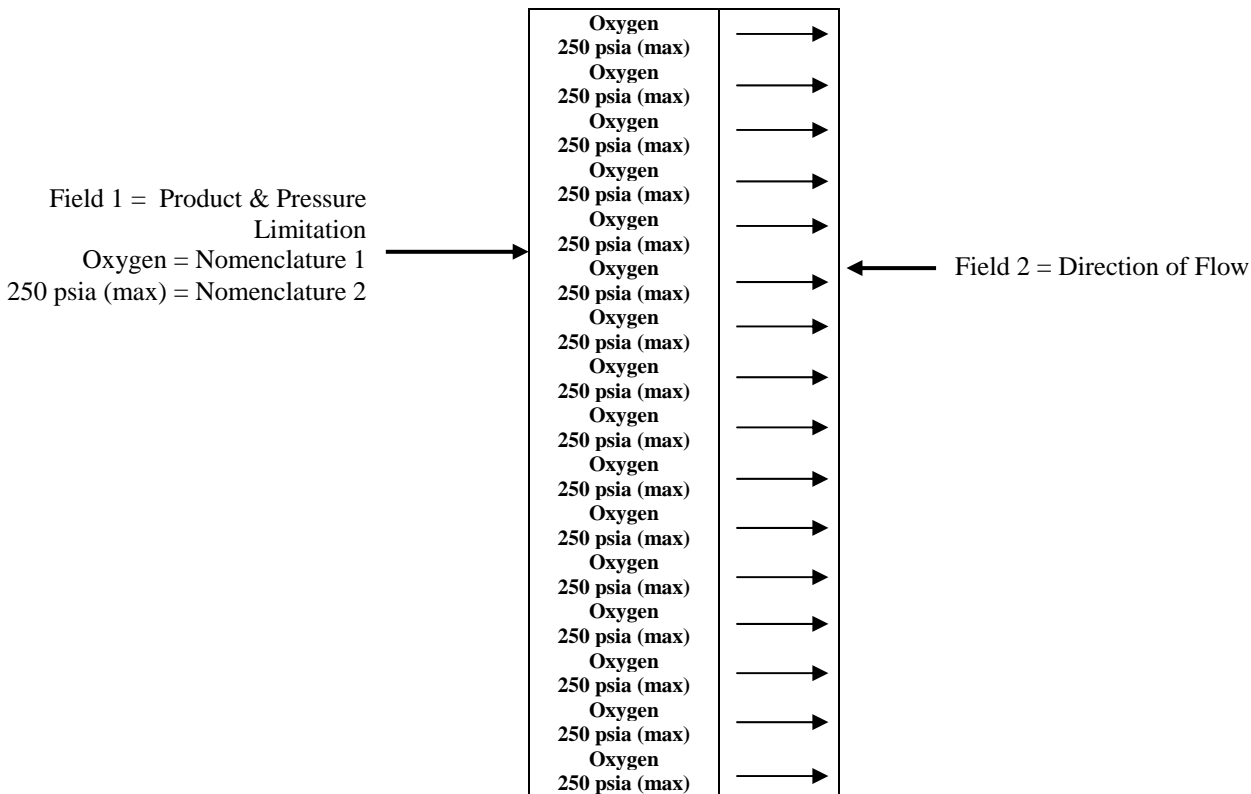
Drawing Number	Color/Classification	Product & Pressure Limitation	Direction	Quantity
SDG32105087	Gray/PHDAN	Gaseous Nitrogen/200 psi (max)	→	1
SDG32105087	Gray/PHDAN	Gaseous Nitrogen/120 psi (max)	→	1



### Label, Utility Coding Without Hazard Classification; IVA

Drawing Number	Dimension		Material	Restrictions
	Length	Height		
SDG32105728	1.50"	11.00"	Metalphoto & Adhesive	None

This Metal foil label is black text and symbols on a silver-gray background. This is produced from 5 mil. thick, annealed Metalphoto foil as a sheet rather than individual components, to help facilitate installation. These are available in 11" strips with 3M #966 adhesive backing. Reference SSP 50014.



**Example Only**

**When Ordering:** Requester shall provide text that will be placed on each label. Text shall be supplied as a table accompanying JSC 733. Table shall be placed in the "Description" section of the JSC 733 form. Requester is responsible for accuracy of data within table and any required coordination with program offices. Each decal requested, along with the text required and the quantity, needs to be shown in the table. When a table accompanying JSC 733 is given to the DDPF, the DDPF shall then assign the appropriate dash number. Below is an example of a table.


Field 1, Product & Pressure Limitation	
Nomenclature 1	Nomenclature 2
Place applicable medium name	0-999 psi (max)

Field 2, Direction
→
←
↔

## Label, Utility Coding Without Hazard Classification; IVA

Example of table that is to be placed on JSC 733 form.


Drawing Number	Product & Pressure Limitation	Direction	Quantity
SDG32105728	Water/45 psi (max)	→	1
SDG32105728	Vacuum/40 psi (max)	→	1






### Express Ampere Rating Label; IVA

Drawing Number	Dimension		Material	Decal Text	Restrictions
	Length	Height			
SDG32106316-001	1.05"	0.88"	Scotchcal 220	5A	IVA Only, Flammability, Fungus, Polyvinyl Chloride
SDG32106316-002	1.05"	0.88"	Scotchcal 220	10A	IVA Only, Flammability, Fungus, Polyvinyl Chloride
SDG32106316-003	1.05"	0.88"	Scotchcal 220	15A	IVA Only, Flammability, Fungus, Polyvinyl Chloride
SDG32106316-004	1.05"	0.88"	Scotchcal 220	20A	IVA Only, Flammability, Fungus, Polyvinyl Chloride
SDG32106316-005	0.59"	0.50"	Scotchcal 220	5A	IVA Only, Flammability, Fungus, Polyvinyl Chloride
SDG32106316-006	0.59"	0.50"	Scotchcal 220	10A	IVA Only, Flammability, Fungus, Polyvinyl Chloride
SDG32106316-007	0.59"	0.50"	Scotchcal 220	15A	IVA Only, Flammability, Fungus, Polyvinyl Chloride
SDG32106316-008	0.59"	0.50"	Scotchcal 220	20A	IVA Only, Flammability, Fungus, Polyvinyl Chloride
SDG32106316-009	0.59"	0.50"	Scotchcal 220	0.75A	IVA Only, Flammability, Fungus, Polyvinyl Chloride



These labels are for all EXPRESS rack payloads required to label the ampere rating of their hardware adjacent to power connectors.



**UOP Safety Label; IVA**

Drawing Number	Dimension		Material	Restrictions
	Length	Height		
SDG32107035-001	2.88"	1.25"	Scotchcal 220	IVA Only, Flammability, Fungus, Polyvinyl Chloride

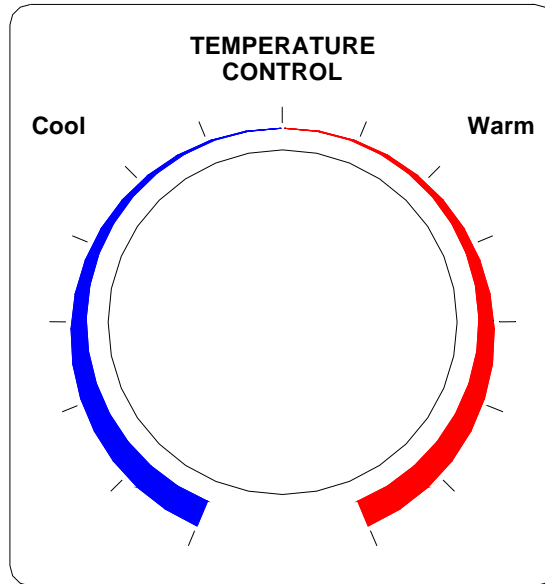


This label is produced from Scotchcal 220 and is used for the utility outlet panel.



## Temperature Control Label; IVA

Drawing Number	Dimension		Material	Restrictions
	Length	Height		
SDG32107739-001	5.00"	5.40"	Lexan & Adhseive	Short Term Low Earth Orbit Exposure, Flammability



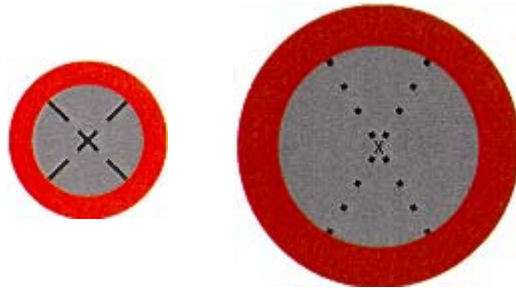
This label is produced from reverse screen print Lexan with adhesive. This label identifies the different temperatures for the rheostat knob.




## Decal, Fire Hole; IVA

Drawing Number	Diameter/ Thickness	Material	Restrictions
SDD32100397-001	0.74"/10 mil	Lexan & Adhesive(467)*	Short Term Low Earth Orbit Exposure, Flammability
SDD32100397-002	1.40"/15 mil	Lexan & Adhesive(467)*	Short Term Low Earth Orbit Exposure, Flammability
SDD32100397-003	0.74"/10 mil	Lexan & Adhesive(966)	Short Term Low Earth Orbit Exposure, Flammability
SDD32100397-004	1.40"/15 mil	Lexan & Adhesive(966)	Short Term Low Earth Orbit Exposure, Flammability
SDD32100397-005	1.40"/15 mil	Lexan	Short Term Low Earth Orbit Exposure, Flammability

\* Adhesive “467” is only used for the Space Shuttle Program, while “966” is available for the International Space Station



Fire hole decals are produced from 10 mil (-001 & -003) or 15 mil (-002 & -004) reverse screen print Lexan, red/gray, and come with either 3M No. 467 or 3M No. 966 adhesive backing. These are placed on panels. They are perforated (represented by black dash lines) for piercing in the event of a fire behind the panel. This opening allows access of a fire extinguisher nozzle.



### Decal, Fire Port Location Code; IVA

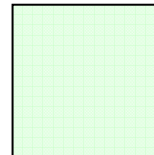
Drawing Number	Dimension		Material	Figure	Restrictions
	Length	Height			
SDG32108589-001	4.00"	3.00"	LUNApplast™	1	None
SDG32108589-002	3.00"	2.00"	LUNApplast™	2	None
SDG32108589-003	2.50"	1.50"	LUNApplast™	3	None
SDG32108589-004	1.50"	1.00"	LUNApplast™	4	None
SDG32108589-005	1.50"	0.50"	LUNApplast™	5	None
SDG32108589-006	3.15"	0.50"	LUNApplast™	6	None
SDG32108589-007	2.30"	0.30"	LUNApplast™	7	None
SDG32108589-008	1.90"	0.25"	LUNApplast™	8	None
SDG32108589-009	1.05"	0.20"	LUNApplast™	9	None
SDG32108589-010	4.00"	3.00"	Nomex	1	Short Term low Earth Orbit Exposure
SDG32108589-011	3.00"	2.00"	Nomex	2	Short Term low Earth Orbit Exposure
SDG32108589-012	2.50"	1.50"	Nomex	3	Short Term low Earth Orbit Exposure
SDG32108589-013	1.50"	1.00"	Nomex	4	Short Term low Earth Orbit Exposure
SDG32108589-014	1.50"	0.50"	Nomex	5	Short Term low Earth Orbit Exposure
SDG32108589-015	3.15"	0.50"	Nomex	6	Short Term low Earth Orbit Exposure
SDG32108589-016	2.30"	0.30"	Nomex	7	Short Term low Earth Orbit Exposure
SDG32108589-017	1.90"	0.25"	Nomex	8	Short Term low Earth Orbit Exposure
SDG32108589-018	1.05"	0.20"	Nomex	9	Short Term low Earth Orbit Exposure



FIGURE 1



FIGURE 2



Color of LUNApplast™ material



FIGURE 3



FIGURE 4



FIGURE 5

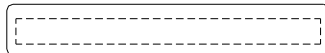


FIGURE 6



FIGURE 7



FIGURE 8



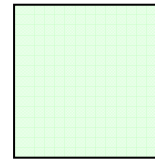
FIGURE 9

Fire port location code labels are used in conjunction with the fire hole decal (SDD32100397). Figure 6-9 is only used in order to cover up the existing location code due to movement of the hardware. The largest label should be used if space permits.



## Decal, Emergency Exit Space Station; IVA

Drawing Number	Dimension		Material	Restrictions
	Length	Height		
SDG32104808-001	5.00"	4.00"	Lexan & Adhesive	Short Term Low Earth Orbit Exposure, Flammability
SDG32104808-002	3.38"	2.75"	Lexan & Adhesive	Short Term Low Earth Orbit Exposure, Flammability
SDG32104808-003	5.00"	4.00"	Lexan	Short Term Low Earth Orbit Exposure, Flammability
SDG32104808-004	3.38"	2.75"	Lexan	Short Term Low Earth Orbit Exposure, Flammability
SDG32104808-005	5.00"	4.00"	LUNApplast™	None
SDG32104808-006	3.38"	2.75"	LUNApplast™	None



Color of LUNApplast™ material

This label is available in red (text and stripes) and white (background) and is available on reverse screen print Lexan (with and without adhesive).





### Decal, Portable Breathing Apparatus; IVA

Drawing Number	Dimension		Material	Restrictions
	Length	Height		
SDG32105091-001	5.00"	4.00"	Lexan & Adhesive	Short Term Low Earth Orbit Exposure, Flammability
SDG32105091-002	3.38"	2.75"	Lexan & Adhesive	Short Term Low Earth Orbit Exposure, Flammability
SDG32105091-003	5.00"	4.00"	Lexan	Short Term Low Earth Orbit Exposure, Flammability
SDG32105091-004	3.38"	2.75"	Lexan	Short Term Low Earth Orbit Exposure, Flammability
SDG32105091-005	5.00"	4.00"	Nomex	Short Term Low Earth Orbit Exposure
SDG32105091-006	3.38"	2.75"	Nomex	Short Term Low Earth Orbit Exposure



This label is available in red (text and stripes) and white (background) and is available on reverse screen print Lexan (with and without adhesive) and Nomex.




### Decal, Fire Extinguisher; IVA

Drawing Number	Dimension		Material	Restrictions
	Length	Height		
SDG32104809-001	5.00"	4.00"	Lexan & Adhesive	Short Term Low Earth Orbit Exposure, Flammability
SDG32104809-002	3.38"	2.75"	Lexan & Adhesive	Short Term Low Earth Orbit Exposure, Flammability
SDG32104809-003	5.00"	4.00"	Lexan	Short Term Low Earth Orbit Exposure, Flammability
SDG32104809-004	3.38"	2.75"	Lexan	Short Term Low Earth Orbit Exposure, Flammability
SDG32104809-005	5.00"	4.00"	Nomex	Short Term Low Earth Orbit Exposure
SDG32104809-006	3.38"	2.75"	Nomex	Short Term Low Earth Orbit Exposure

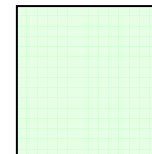
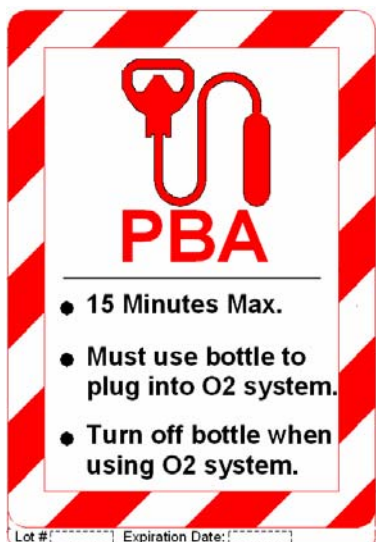


This label is available in red (text and stripes) and white (background) and is available on reverse screen print Lexan (with and without adhesive) and Nomex.



### Decal, PBA/PFE Advisory Labels; IVA

Drawing Number	Dimension		Material	Restrictions
	Length	Height		
SDG32108206-001	5.00"	7.25"	LUNApplast™ ACRYLIC	None
SDG32108206-002	5.00"	7.25"	LUNApplast™ ACRYLIC	None
SDG32108206-003	5.00"	7.25"	LUNApplast™ POLYETHYLENE & Adhesive	None
SDG32108206-004	5.00"	7.25"	LUNApplast™ POLYETHYLENE & Adhesive	None
SDG32108206-005	5.00"	7.25"	Lexan	Short Term Low Earth Orbit Exposure, Flammability
SDG32108206-006	5.00"	7.25"	Lexan	Short Term Low Earth Orbit Exposure, Flammability
SDG32108206-007	5.00"	7.25"	Lexan & Adhesive	Short Term Low Earth Orbit Exposure, Flammability
SDG32108206-008	5.00"	7.25"	Lexan & Adhesive	Short Term Low Earth Orbit Exposure, Flammability
SDG32108206-009	5.00"	7.25"	Nomex	Short Term Low Earth Orbit Exposure
SDG32108206-010	5.00"	7.25"	Nomex	Short Term Low Earth Orbit Exposure



Color of LUNApplast™ material

-001, -003, -005, -007, & -009 are PBA.

-002, -004, -006, -008, & -010 are PFE

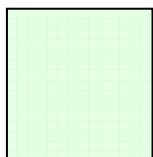
This label is the advisory version of the previous Portable Breathing Apparatus and Portable Fire Extinguisher labels.

### Decal, PBA/PFE Panel Door Labels; IVA

Drawing Number	Dimension		Material	Restrictions
	Length	Height		
SDG32107729-001	5.00"	4.00"	LUNApplast™	None
SDG32107729-002	5.00"	4.00"	LUNApplast™	None
SDG32107729-003	3.38"	2.75"	LUNApplast™	None
SDG32107729-004	3.38"	2.75"	LUNApplast™	None
SDG32107729-005	5.00"	4.00"	Lexan	Short Term low Earth Orbit Exposure, Flammability
SDG32107729-006	5.00"	4.00"	Lexan	Short Term low Earth Orbit Exposure, Flammability
SDG32107729-007	3.38"	2.75"	Lexan	Short Term low Earth Orbit Exposure, Flammability
SDG32107729-008	3.38"	2.75"	Lexan	Short Term low Earth Orbit Exposure, Flammability
SDG32107729-009	5.00"	4.00"	Lexan & Adhesive	Short Term low Earth Orbit Exposure, Flammability
SDG32107729-010	5.00"	4.00"	Lexan & Adhesive	Short Term low Earth Orbit Exposure, Flammability
SDG32107729-011	3.38"	2.75"	Lexan & Adhesive	Short Term low Earth Orbit Exposure, Flammability
SDG32107729-012	3.38"	2.75"	Lexan & Adhesive	Short Term low Earth Orbit Exposure, Flammability
SDG32107729-013	5.00"	4.00"	Nomex	Short Term Low Earth Orbit Exposure
SDG32107729-014	5.00"	4.00"	Nomex	Short Term Low Earth Orbit Exposure
SDG32107729-015	3.38"	2.75"	Nomex	Short Term Low Earth Orbit Exposure
SDG32107729-016	3.38"	2.75"	Nomex	Short Term Low Earth Orbit Exposure



This label is the icons that are associated with the portable breathing apparatus and the portable fire extinguisher.



Color of LUNApplast™ material

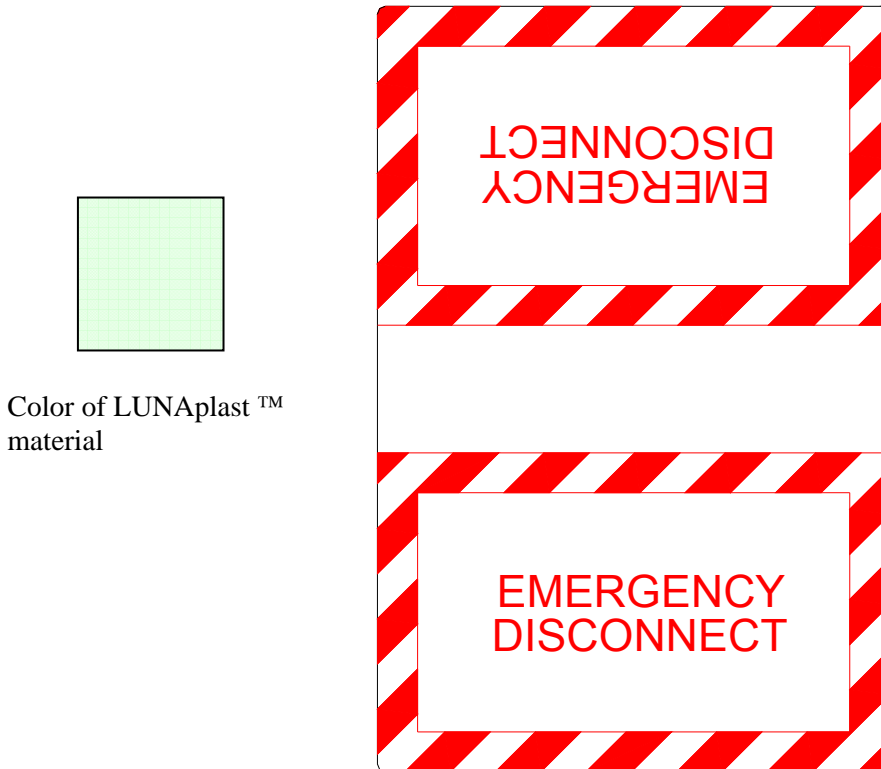
-001, -003, -005, -007, -009, -011, -013, & -015 are PBA.

-002, -004, -006, -008, -010, -012, -014, & -016 are PFE



## Emergency Disconnect Label; IVA

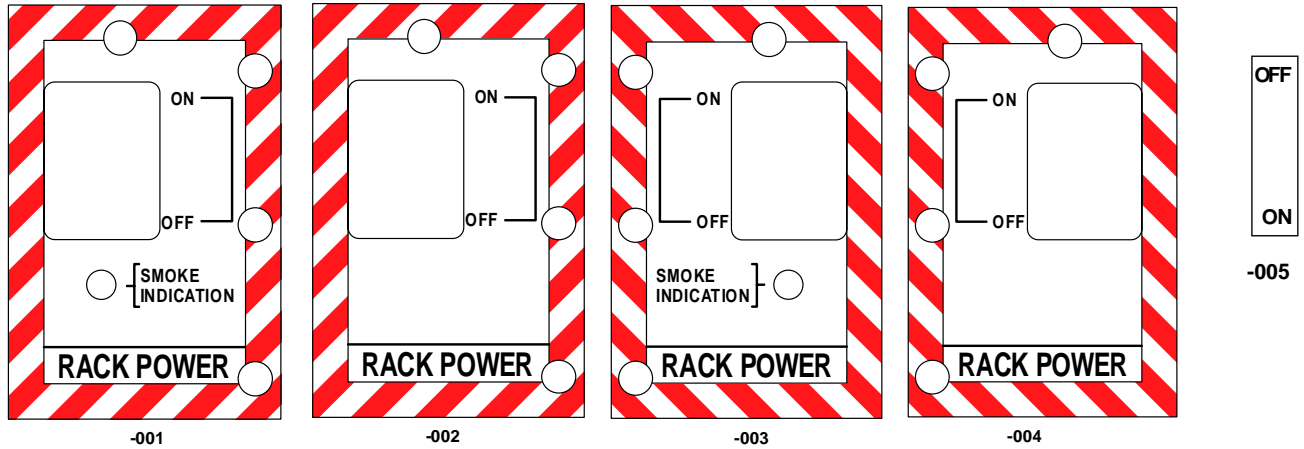
Drawing Number	Dimension		Material	Restrictions
	Length	Height		
SDG32106342-001	4.00"	6.00"	LUNApplast™	None
SDG32106342-002	4.00"	7.00"	LUNApplast™	None
SDG32106342-003	4.00"	8.00"	LUNApplast™	None



This is a wrap-around label made from LUNApplast™ polyethylene. Per approved CR4337, which adds requirements to SSP41000, lower-tier specs, and SSP50021, Safety Requirements Document, any lines crossing hatches must have quick-disconnect features within a certain distance of the hatch (see specific requirement documentation for details). Requirement 3.3.6.5.1.1.4, SSP41000, requires this label to indicate emergency disconnects on lines crossing hatches. This label is to be wrapped around cables, hoses, etc. directly next to the emergency disconnect in order to help the crew locate the emergency disconnect in the event of an emergency.

### Decal, Rack Maintenance Switch; IVA

Drawing Number	Dimension		Material	Restrictions
	Length	Height		
SDG32105718-001	3.08"	4.69"	Lexan & Adhesive	Short Term Low Earth Orbit Exposure, Flammability
SDG32105718-002	3.08"	4.69"	Lexan & Adhesive	Short Term Low Earth Orbit Exposure, Flammability
SDG32105718-003	3.08"	4.69"	Lexan & Adhesive	Short Term Low Earth Orbit Exposure, Flammability
SDG32105718-004	3.08"	4.69"	Lexan & Adhesive	Short Term Low Earth Orbit Exposure, Flammability
SDG32105718-005	0.40"	1.70"	Scotchcal 220	IVA Only, Flammability, Fungus, Polyvinyl Chloride

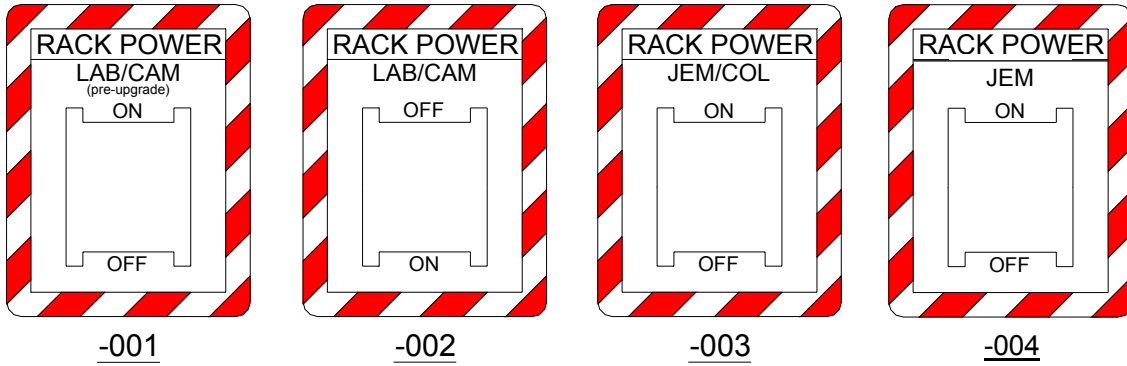


This red/white-striped placard is used over the rack power switch cover plate to identify proper switch position for rack power. It is made of reverse screen print Lexan. The placard has scotch 966 adhesive on the back, which affixes it to the rack power switch cover plate on the rack. A small laminated Scotchcal 220 label (SDG32105718-005) must be placed over the on/off portion of the placard to indicate proper switch position for existing switch software. SDG32105718-005 is to be used prior to Flight 8A and is not applicable for Flight 8A and subsequent flights.



### ISS Payload Rack Maintenance Switch Label; IVA

Drawing Number	Dimension		Material	Restrictions
	Length	Height		
SDG32106318-001	2.00"	2.56"	Lexan & Adhesive	Short Term Low Earth Orbit Exposure, Flammability
SDG32106318-002	2.00"	2.56"	Lexan & Adhesive	Short Term Low Earth Orbit Exposure, Flammability
SDG32106318-003	2.00"	2.56"	Lexan & Adhesive	Short Term Low Earth Orbit Exposure, Flammability
SDG32106318-004	2.00"	2.56"	Lexan & Adhesive	Short Term Low Earth Orbit Exposure, Flammability

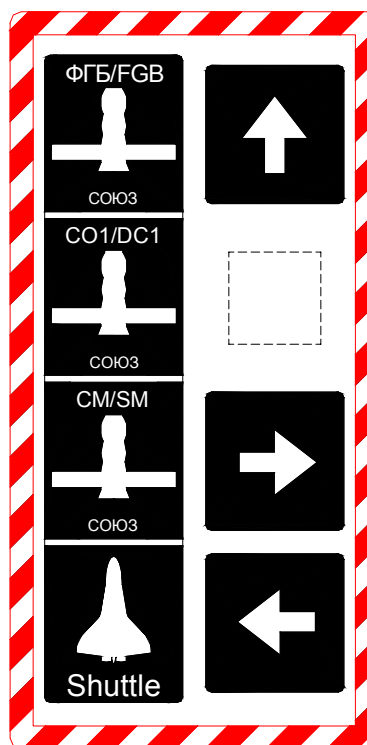
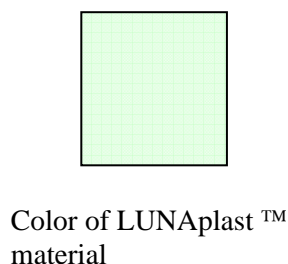


These rack maintenance power switch labels are for ISS payload racks. -001, -002, and -003 fit HRF and EXPRESS racks. These labels meet the ISS Program requirement to include the module designation on these labels due to the different functionality of the power switches between U.S. and International Partner (IP) modules. Labels that specifically fit all other payload racks (MSG, MELFI, LSG, HHR, FCF, MSRR, etc.) will be designed by the ISS Payload Label Approval Team (IPLAT) and DDPF in the near future (TBD).



### Decal, Multi-Egress Label; IVA

Drawing Number	Dimension		Material	Adhesive
	Length	Height		
SEG32107712-301	4.00"	8.00"	LUNApplast™ & Velcro	No
SEG32107712-302	4.00"	8.00"	LUNApplast™ & Adhesive	Yes



These labels are ISS emergency egress path marking labels. They were developed in order to specify the need to indicate the emergency egress path to the crew. These labels will be placed near hatch entrances, which indicate the direction to the emergency escape vehicle. It is an assembly label, which has velcro attached to the back of the arrows and lets the user attach the arrow so that it will be displayed in the right direction of the emergency escape vehicle. This label is made from LUNApplast™. LUNApplast™ is a material that is self-illuminated relative to surroundings and helps facilitate identification in reduced visibility conditions.



### Pocket Assembly, Rack Label; IVA

---

Drawing Number	Dimension	
	Length	Height
SEG33109785-701	3.75"	0.94"

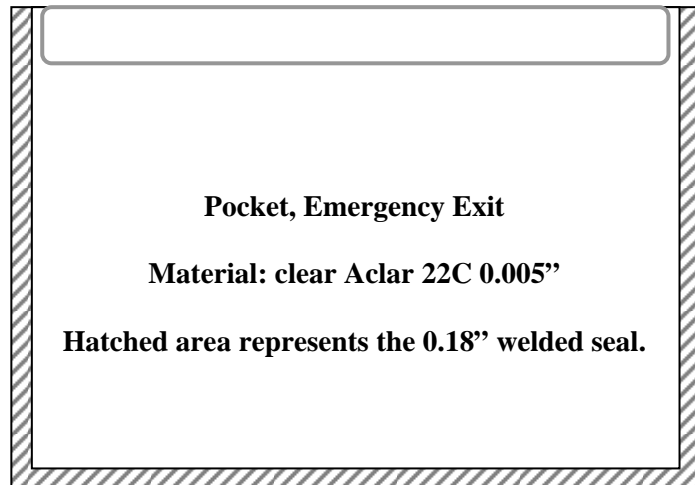


These decal containment devices come with approved Avery Dennison FT 1198 UHA adhesive.

### Pocket Assembly, Emergency Exit; IVA

---

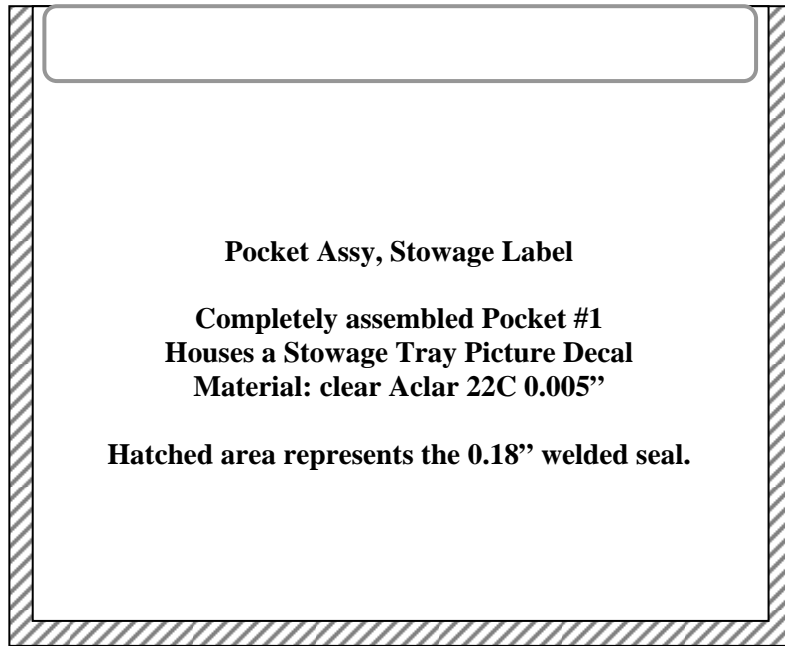
Drawing Number	Dimension	
	Length	Height
SEG33109787-701	5.50"	4.50"
SEG33109787-703	4.03"	3.25"



These decal containment devices come with approved Avery Dennison FT 1198 UHA adhesive.

## Pocket Assembly, Stowage Label; IVA

Drawing Number	Dimension		Restrictions
	Length	Height	
SEG33109786-701	5.50"	3.00"	None
SEG33109786-703	5.94"	4.30"	None



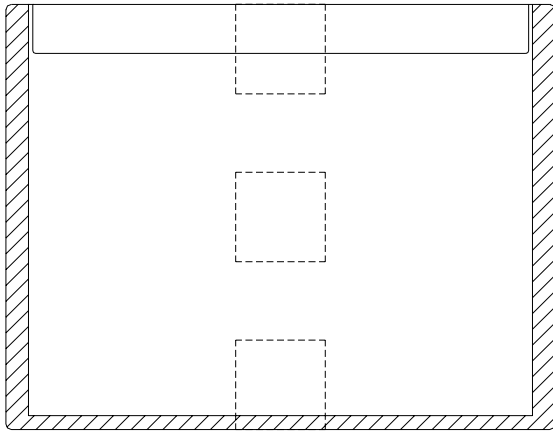
These decal containment devices come with approved Avery Dennison FT 1198 UHA adhesive.



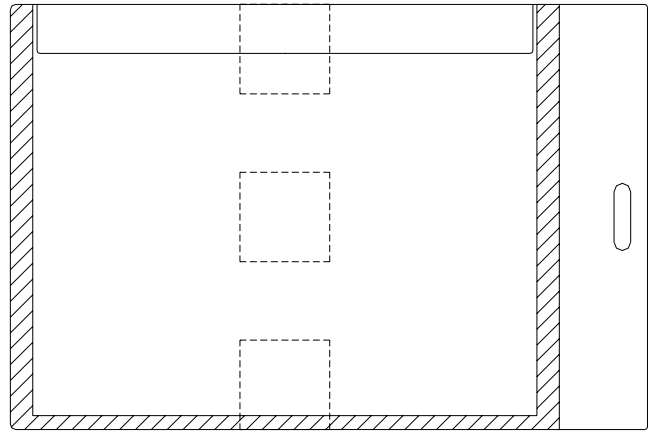
**Pocket Assembly, Luggage Tag; IVA**

Drawing Number	Dimension		Restrictions
	Length	Height	
SEG32106320-701	6.125"	4.75"	None
SEG32106320-703	7.11"	4.75"	None

**Completely assembled Pocket**  
**Material: clear Aclar 22C 0.005"**  
**Hatched area represents the 0.25" welded seal.**



**-701**



**-703**

These decal containment devices come with velcro.

**Pocket Assembly, Hardware Label; IVA**

Drawing Number	Dimension		Restrictions
	Length	Height	
SEG32108814-701	2.50"	1.25"	None

**Completely assembled Pocket**  
**Material: clear Aclar 22C 0.005"**  
**Hatched area represents the 0.18" welded seal.**



**-701**

These decal containment devices come with come with approved Avery Dennison FT 1198 UHA adhesive.



**Examples of Pocket Assemblies**





**Decal, Blank; IVA**

Drawing Number	Dimension		Material	Restrictions
	Length	Height		
SDG32106313-001	1.50"	0.50"	Scotchcal 220	IVA Only, Flammability, Fungus, Polyvinyl Chloride



This is a blank label that can be used for covering previous markings on hardware (ex. manufacturer identification, etchings, silk screen markings, etc...). This label is available in Scotchcal 220 with adhesive.

**Recycle Attention Label; IVA**

Drawing Number	Dimension		Material	Restrictions
	Length	Height		
SDG32107706-001	2.50"	1.25"	K-10 Paper & Adhesive	IVA only, Flammability, Fungus
SDG32107706-002	4.00"	2.44"	K-10 Paper & Adhesive	IVA only, Flammability, Fungus



-001



-002

This label is available on K-10 with adhesive and is used for recycling purposes.

**ATV Stowage Labels; IVA**

Drawing Number	Dimension		Material	Restrictions
	Length	Height		
SDG32108825-001	2.50"	1.50"	Scotchcal 220	IVA Only, Flammability, Fungus, Polyvinyl Chloride
SDG32108825-002	2.50"	1.75"	Scotchcal 220	IVA Only, Flammability, Fungus, Polyvinyl Chloride



-001



-002

This label is available on Scotchcal 220 and is used for stowage configuration purposes.

## 7.3 Location Coding

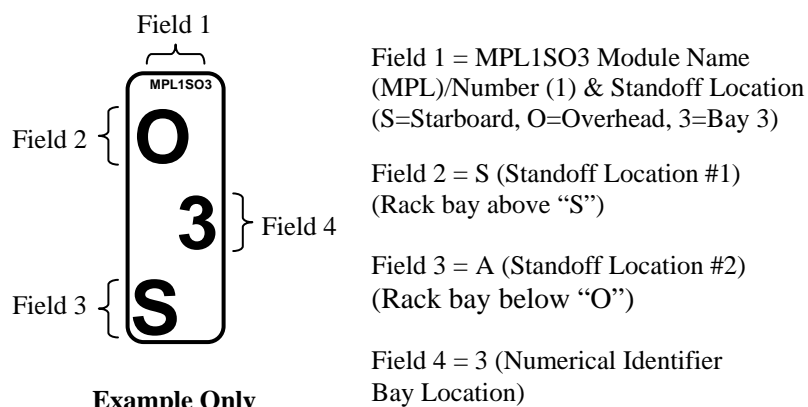
### ❖ Location Information To Define Crew Location

- Standoff (IVA)
- Rack Label (IVA)
- To Utility (IVA)
- To Utility with Arrows (IVA)
- Module Location Coding (EVA)
- Miscellaneous Arrows (IVA & EVA)
- Rack UIP (IVA)
- Closeout and Access Panel Identifier (IVA)

## Decal, Standoff, IVA

Drawing Number	Dimension		Material	Restrictions
	Length	Height		
SDG32105046-001	1.18"	2.56"	Plastigraphix	IVA Only, Flammability, Polyvinyl Chloride
SDG32105046-002	0.625"	1.50"	Plastigraphix	IVA Only, Flammability, Polyvinyl Chloride

This label is used for IVA vehicle standoff identification. Decals are made from Plastigraphix, black text on white background.



**When Ordering:** Requester shall provide text that will be placed on each label. Text shall be supplied as a table accompanying JSC 733. Table shall be placed in the "Description" section of the JSC 733 form. Requester is responsible for accuracy of data within table and any required coordination with program offices. Each decal requested, along with the text required and the quantity, needs to be shown in the table. Below is an example of a table.

Field 1, Module Name/Number & Standoff Location
HABx - Habitation Module
LABx - Laboratory Module
COLx - Columbus Orbiting Laboratory
JPMx - Japanese Experiment Module
JLPx - Japanese Experiment Logistics Module
MPLx - Multi-Purpose Logistics Module
NODx - Node
A/Lx - Airlock
CUPx - Cupola
PMAx - Pressurized Mating Adapter
ATVx - Automatic Transfer Vehicle

The "x" indicates a module number.

Field 2, Standoff Location #1
P - Port
S - Starboard
O - Overhead
D - Deck
F - Forward
A - Aft


Field 3, Standoff Location #2
P - Port
S - Starboard
O - Overhead
D - Deck
F - Forward
A - Aft

Field 4, Numerical Identifier/Bay Location
1-6

## Decal, Standoff, IVA

Example of table that is to be placed on JSC 733 form.

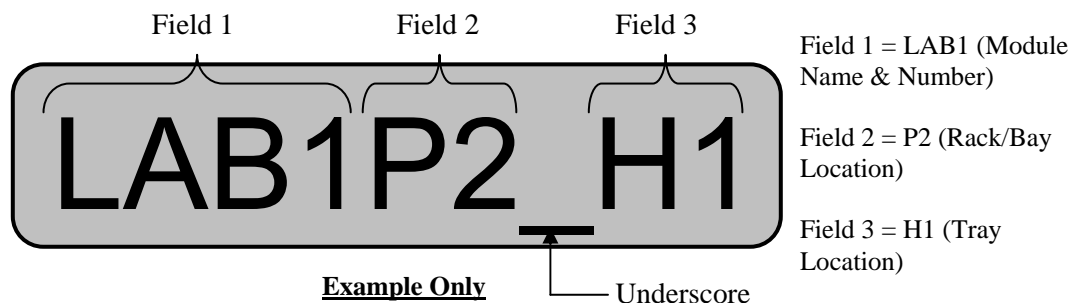
.Drawing Number	Module Name/ Number/Standoff Location	Standoff Location #1	Standoff Location #2	Standoff Location #3	Quantity
SDG32105046-001	MPL1SA3	S	O	3	1
SDG32105046-001	HAB1PD5	P	D	5	1
SDG32105046-001	LAB1OS1	O	S	1	1



## Decal, Rack Label; IVA

Drawing Number	Dimension		Material	Restrictions
	Length	Height		
SDG32105092-001	3.88"	0.63"	Lexan & Adhesive	Short Term Low Earth Orbit Exposure, Flammability
SDG32105092-002	3.88"	0.63"	Lexan	Short Term Low Earth Orbit Exposure, Flammability

This label is produced from reverse screen print Lexan (with and without adhesive). Text shall be 48 PT. Helvetica.



**When Ordering:** Requester shall provide text that will be placed on each label. Text shall be supplied as a table accompanying JSC 733. Table shall be placed in the “Description” section of the JSC 733 form. Requester is responsible for accuracy of data within table and any required coordination with program offices. Each decal requested, along with the text required and the quantity, needs to be shown in the table. Special care should be taken to insure that the proper dash number (ex. -001) is entered for each label ordered as size, material, vary as a function of dash numbers. Below is an example of the table.

Field 1, Module Name & Number
HABx - Habitation Module
LABx - Laboratory Module
COLx – Columbus Orbiting Laboratory
JPMx - Japanese Experiment Module
JLPx - Japanese Experiment Logistics Module
MPLx - Multi-Purpose Logistics Module
NODx - Node
A/Lx - Airlock
CUPx - Cupola
PMAx - Pressurized Mating Adapter

The “x” indicates module number.

Field 2, Rack/Bay Location	
Rack Location	Bay Location
P - Port	0-7
S - Starboard	
O - Overhead	
D - Deck	
F - Forward	
A - Aft	

Field 3, Tray Location
Distance from the top of rack
A-N excluding I, & O
Left/Right Location on the rack
Left = Odd Numbers Right = Even Numbers


Example of a table that is to be placed on JSC 733 form.

Drawing Number	Module Name & Number	Rack/Bay Location	Tray Location	Quantity
SDG32105092-001	LAB1	P2	H1	1
SDG32105092-001	HAB1	S3	B2	1
SDG32105092-002	NOD1	O4	F2	1

**Decal, To Utility; IVA**

Drawing Number	Dimension		Material	Restrictions
	Length	Height		
SDG32105100-001	9.80"	2.50"	Lexan & Adhesive	Short Term Low Earth Orbit Exposure, Flammability

This label is available on reverse screen print Lexan (15 mil) with adhesive.



**Examples Only**

**When Ordering:** Requester shall provide text that will be placed on each label. Text shall be supplied as a table accompanying JSC 733. Table shall be placed in the “Description” section of the JSC 733 form. Requester is responsible for accuracy of data within table and any required coordination with program offices. Each decal requested, along with the text required and the quantity, needs to be shown in the table. Below is an example of the table.

Example of the table that is to be placed in the JSC 733 form.

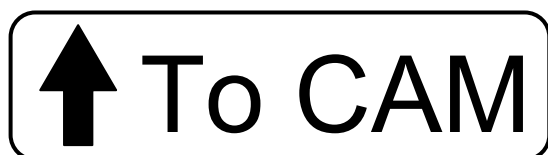
Drawing Number	Text Required	Quantity
SDG32105100-001	To LAB	1
SDG32105100-001	To HAB	1
SDG32105100-001	To CUP	1
SDG32105100-001	To AIR	1





## Decal, To Utility With Arrows; IVA

Drawing Number	Dimension		Material	Restrictions
	Length	Height		
SDG32107708-001	9.80"	2.50"	Lexan & Adhesive	Short Term Low Earth Orbit Exposure, Flammability
SDG32107708-002	9.80"	2.50"	Lexan & Adhesive	Short Term Low Earth Orbit Exposure, Flammability
SDG32107708-003	9.80"	2.50"	Lexan & Adhesive	Short Term Low Earth Orbit Exposure, Flammability
SDG32107708-004	9.80"	2.50"	Lexan & Adhesive	Short Term Low Earth Orbit Exposure, Flammability
SDG32107708-005	9.80"	2.50"	Lexan & Adhesive	Short Term Low Earth Orbit Exposure, Flammability
SDG32107708-006	9.80"	2.50"	Lexan & Adhesive	Short Term Low Earth Orbit Exposure, Flammability



-001



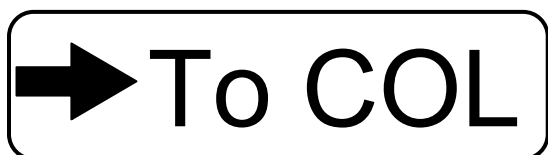
-002



-003



-004



-005



-006

This label is available on reverse screen print Lexan (15 mil) with adhesive

## Decal, Module Location Coding; EVA


Drawing Number	Dimension		Material	Restrictions
	Length	Height		
SDG32105104-001	7.00"	2.00"	Metalphoto & Adhesive	None
SDG32105104-002	7.00"	2.00"	Metalphoto	None
SDG32105104-003	4.00"	1.00"	Metalphoto & Adhesive	None
SDG32105104-004	4.00"	1.00"	Metalphoto	None
SDG32105104-005	4.00"	1.00"	Metalphoto (5 mil) & Adhesive	None
SDG32105104-006	4.00"	1.00"	Metalphoto (8 mil) with holes	None

These black text on silver Metalphoto (with and without adhesive) EVA labels provide module location coding as well as individual micrometeoroid and orbital debris (MMOD) shield or multilayer insulation (MLI) identification and orientation. The 7" x 2" sized label is used on MMOD shields. The 4" x 1" sized label is used on MLI below the MMOD shields. Text shall be 160 PT. helvetica bold with 60% compression for large and 48 PT. Helvetica for small.

Field 1 = LAB1  
(Module Code)

Field 2 = C2 (Bay  
or End Cone Code)

Field 1                      Field 2                      Field 3




Field 3 = 03  
(Face/Wedge  
Code) \*

\* Field 3 can  
have a third alpha  
character that  
designates a sub-  
face partition

Example Only

**When Ordering:** Requester shall provide text that will be placed on each label. Text shall be supplied as a table accompanying JSC 733. Table shall be placed in the "Description" section of the JSC 733 form. Requester is responsible for accuracy of data within table and any required coordination with program offices. Each decal requested, along with the text required and the quantity, needs to be shown in the table. Special care should be taken to insure that the proper dash number (ex. -001) is entered for each label ordered as size, material, vary as a function of dash numbers.



## Decal, Module Location Coding; EVA continued

Field 1, Truss or Module Code	
S6 - Starboard truss segment 6	JLE - JEM ELM-Exposed Section
S5 - Starboard truss segment 5	A/Lx – Airlock
S4 - Starboard truss segment 4	COLx - Columbus Orbiting Laboratory
S3 - Starboard truss segment 3	CAM - Centrifuge Accommodation Module
S1 - Starboard truss segment 1	CUPx – Cupola
S0 - Starboard truss segment 0	HABx – Habitation Module
P1 - Port truss segment 1	JLP – Japanese Experiment Logistics Module – Pressurized Section
P3 - Port truss segment 3	JPM - Japanese Experiment Module (pressurized module)
P4 - Port truss segment 4	LABx – Laboratory Module
P5 - Port truss segment 5	MPL - Multi-Purpose Logistics Module
P6 - Port truss segment 6	NODx – Node
Z1 - Z-axis truss segment number 1	PMAx – Pressurized Mating Adapter
JEF - JEM Exposed Facility	

The “x” indicates module number

Field 2, Bay or Cone Code
01-99
C1
C2


Field 3, Face/Wedge Code
01-99 with or without A-Z

Example of the table is to be placed in the JSC 733 form.

Drawing Number	Module Code	Bay or End Cone Code	Face/Wedge Code	Quantity
SDG32105104-001	LAB1	C1	03A	1
SDG32105104-002	PMA2	C2	05	1
SDG32105104-003	NOD2	01	06A	1
SDG32105104-004	CEN	C1	02	1

## Decal, Miscellaneous Arrow Labels; EVA or IVA

Drawing Number	Dimension	Material	Restrictions
	Square		
SDG32108312-001	0.25"	Metalphoto & Adhseive	None
SDG32108312-002	0.40"	Metalphoto & Adhesive	None
SDG32108312-003	0.50"	Metalphoto & Adhesive	None
SDG32108312-004	0.75"	Metalphoto & Adhseive	None
SDG32108312-005	1.00"	Metalphoto & Adhesive	None
SDG32108312-006	1.25"	Metalphoto & Adhesive	None
SDG32108312-007	1.50"	Metalphoto & Adhseive	None
SDG32108312-008	1.75"	Metalphoto & Adhesive	None



This label is used to for directional purposes. The label is produced from Metalphoto (with adhesive).

**Rack UIP; IVA**

---

Drawing Number	Dimension		Material	Restrictions
	Length	Height		
SDG32109367-001	2.50"	0.75"	Brady	IVA only and Flammability



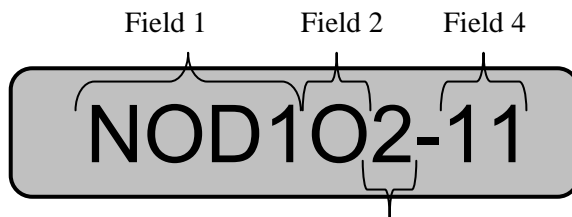
**Rack UIP**

This label is used for locating the rack utility interface panel (UIP). The label is produced from Brady.

## Decal, Closeout and Access Panel Identifier; IVA

Drawing Number	Dimension		Material	Restrictions
	Length	Height		
SDG32105048-001	1.25"	0.50"	Metalphoto & Adhesive	None
SDG32105048-002	1.25"	0.50"	Metalphoto	None

This label is produced from Metalphoto (with and without adhesive). Text shall be 25 PT. Helvetica.



- Field 1 = NOD1 (Module Name & Number)
- Field 2 = O (Location #1)
- Field 3 = 2 (Location #2)
- Field 4 = 11 (Numerical Identifier)

Example Only

**When Ordering:** Requester shall provide text that will be placed on each label. Text shall be supplied as a table accompanying JSC 733. Table shall be placed in the “Description” section of the JSC 733 form. Requester is responsible for accuracy of data within table and any required coordination with program offices. Each decal requested, along with the text required and the quantity, needs to be shown in the table. Special care should be taken to insure that the proper dash number (ex. -001) is entered for each label ordered as size, material, vary as a function of dash numbers. Below is an example of the table.

Field 1, Module Name & Number
HABx - Habitation Module
LABx - Laboratory Module
COLx - Columbus Orbiting Laboratory
JPMx - Japanese Experiment Module
JLPx - Japanese Experiment Logistics Module
MPLx - Multi-Purpose Logistics Module
NODx - Node
A/Lx - Airlock
CUPx - Cupola
PMAx - Pressurized Mating Adapter
ATVx - Automatic Transfer Vehicle

The “x” indicates a module number.

Field 2, Location #1
P - Port
S - Starboard
O - Overhead
D - Deck
F - Forward
A - Aft
FP - Forward Port Stand-Off
FS - Forward Starboard Stand-Off
SA - Starboard Aft Stand-Off
PA - Port Aft Stand-Off
OP - Overhead Port Stand-Off
OS - Overhead Starboard Stand-Off
SD - Starboard Deck Stand-Off
PD - Port Deck Stand-Off

Field 3, Location #2
0 - Forward Endcone
1 - Alcove
2- Radial Ports
3 - Midbay
4 - Rackbay
5 - Aft Endcone

Field 4, Numerical Identifier
01-99

Example of table that is to be placed on JSC 733 form.

.Drawing Number	Module Name & Number	Location	Location	Numerical Identifier	Quantity
SDG32105048-001	NOD1	O	2	11	1
SDG32105048-002	MPL1	S	0	15	1

## 7.4 Caution & Warning

### ❖ Potentially Undesirable Conditions (Labels & Assemblies)

- Keep Out Zone (EVA & IVA)
- Radio Frequency Radiation Hazard (EVA & IVA)
- Stored Energy (EVA & IVA)
- Pinch Points (EVA & IVA)
- Corrosives Venting (EVA & IVA)
- Sharp Corners/Edges (EVA & IVA)
- Propulsive/Thruster (EVA)
- Electrical Hazard (EVA & IVA)
- Pressurized Vessel (EVA & IVA)
- Protruding Objects (EVA & IVA)
- Cold Inside Gloves Must Be Worn (IVA)
- Cold Do Not Touch (EVA & IVA)
- Hot Do Not Touch (EVA & IVA)
- Entanglement (EVA & IVA)
- Avoid impact/Collision (EVA & IVA)
- Ionizing Radiation Hazard (EVA & IVA)
- Reduced Clearance (EVA & IVA)
- Pyrotechnics (EVA)
- Sensitive To Loading (EVA)
- Draining/Emptying Toxic Material (EVA)
- Electrostatic Discharge (EVA)
- Electrostatic Discharge (IVA)
- Electrostatic Discharge Symbol (EVA & IVA)

**Decal & Decal Assembly, Caution/Warning, Keep Out Zone; EVA & IVA**

Drawing Number IVA Decals	Dimension		Material	Restrictions
	Length	Height		
SDG32105051-001	2.88"	1.25"	Scotchcal 220	IVA Only, Flammability, Fungus, Polyvinyl Chloride
SDG32105051-002	2.88"	1.25"	Lexan & Adhesive	Short Term Low Earth Orbit Exposure, Flammability
SDG32105051-003	2.88"	1.25"	Lexan	Short Term Low Earth Orbit Exposure, Flammability
Drawing Number EVA Assembly	Dimension		Material	Restrictions
	Length	Height		
SEG32105724-301	2.88"	1.25"	Metalphoto	None
SEG32105724-302	4.00"	1.88"	Metalphoto	None
SEG32105724-303	2.88"	1.25"	Metalphoto	None
SEG32105724-304	4.00"	1.88"	Metalphoto	None



**IVA Decal SDG32105051-001**

For IVA: The 2.88" x 1.25" and the 1.00" x 1.00" black/yellow label is the accepted warning label of the Safety team. These are available on reverse screen print Lexan (with and without adhesive and laminated Scotchcal 220).



**EVA Assembly-SEG32105724-302**

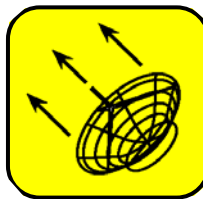
For EVA: An assembly is called for silver/black center text and graphics represent Metalphoto foil which is adhered using 3M #966 adhesive, to the gold/black striped .040 mil anodized.



**Decal & Decal Assembly, Caution/Warning, Radio Frequency Radiation Hazard; EVA & IVA**

Drawing Number IVA Decals	Dimension		Material	Restrictions	
	Length	Height			
SDG32105053-001	2.88"	1.25"	Scotchcal 220	IVA Only, Flammability, Fungus, Polyvinyl Chloride	
SDG32105053-002	1.00"	1.00"	Scotchcal 220	IVA Only, Flammability, Fungus, Polyvinyl Chloride	
SDG32105053-003	2.88"	1.25"	Lexan & Adhesive	Short Term Low Earth Orbit Exposure, Flammability	
SDG32105053-004	1.00"	1.00"	Lexan	Short Term Low Earth Orbit Exposure, Flammability	
SDG32105053-005	2.88"	1.25"	Lexan	Short Term Low Earth Orbit Exposure, Flammability	
SDG32105053-006	1.00"	1.00"	Lexan & Adhesive	Short Term Low Earth Orbit Exposure, Flammability	
Drawing Number EVA Assembly	Dimension		Material	Backplate Adhesive	Restrictions
	Length	Height			
SEG32105054-301	2.88"	1.25"	Metalphoto	Yes	None
SEG32105054-302	4.00"	1.88"	Metalphoto	Yes	None
SEG32105054-303	2.88"	1.25"	Metalphoto	No	None
SEG32105054-304	4.00"	1.88"	Metalphoto	No	None

NOTE: when real estate prohibits placement of the full size decal, the corresponding icon may stand alone.



**IVA Icon Decal SDG32105053-002**  
**IVA Icon Decal SDG32105053-004**  
**IVA Icon Decal SDG32105053-006**



**IVA Decal SDG32105053-002**

For IVA: The 2.88" x 1.25" and the 1.00" x 1.00" black/yellow label is the accepted warning label of the Safety team. These are available on reverse screen print Lexan (with and without adhesive and laminated Scotchcal 220).



**EVA Assembly-SEG32105054-302**

For EVA: An assembly is called for silver/black center text and graphics represent Metalphoto foil which is adhered using 3M #966 adhesive, to the gold/black striped .040 mil anodized.

**Decal & Decal Assembly, Caution/Warning, Stored Energy; EVA & IVA**

Drawing Number IVA Decals	Dimension		Material	Restrictions	
	Length	Height			
SDG32105055-001	2.88"	1.25"	Scotchcal 220	IVA Only, Flammability, Fungus, Polyvinyl Chloride	
SDG32105055-002	1.00"	1.00"	Scotchcal 220	IVA Only, Flammability, Fungus, Polyvinyl Chloride	
SDG32105055-003	2.88"	1.25"	Lexan & Adhesive	Short Term Low Earth Orbit Exposure, Flammability	
SDG32105055-004	1.00"	1.00"	Lexan	Short Term Low Earth Orbit Exposure, Flammability	
SDG32105055-005	2.88"	1.25"	Lexan	Short Term Low Earth Orbit Exposure, Flammability	
SDG32105055-006	1.00"	1.00"	Lexan & Adhesive	Short Term Low Earth Orbit Exposure, Flammability	

Drawing Number EVA Assembly	Dimension		Material	Backplate Adhesive	Restrictions
	Length	Height			
SEG32105056-301	2.88"	1.25"	Metalphoto	Yes	None
SEG32105056-302	4.00"	1.88"	Metalphoto	Yes	None
SEG32105056-303	2.88"	1.25"	Metalphoto	No	None
SEG32105056-304	4.00"	1.88"	Metalphoto	No	None

NOTE: when real estate prohibits placement of the full size decal, the corresponding icon may stand alone.



**IVA Icon Decal SDG32105055-002**  
**IVA Icon Decal SDG32105055-004**  
**IVA Icon Decal SDG32105055-006**



**IVA Decal SDG32105055-002**

For IVA: The 2.88" x 1.25" and the 1.00" x 1.00" black/yellow label is the accepted warning label of the Safety team. These are available on reverse screen print Lexan (with and without adhesive and laminated Scotchcal 220.



**EVA Assembly-SEG32105056-302**

For EVA: An assembly is called for silver/black center text and graphics represent Metalphoto foil which is adhered using 3M #966 adhesive, to the gold/black striped .040 mil anodized.

**Decal & Decal Assembly, Caution/Warning, Pinch Points; EVA & IVA**

Drawing Number IVA Decals	Dimension		Material	Restrictions	
	Length	Height			
SDG32105057-001	2.88"	1.25"	Scotchcal 220	IVA Only, Flammability, Fungus, Polyvinyl Chloride	
SDG32105057-002	1.00"	1.00"	Scotchcal 220	IVA Only, Flammability, Fungus, Polyvinyl Chloride	
SDG32105057-003	2.88"	1.25"	Lexan & Adhesive	Short Term Low Earth Orbit Exposure, Flammability	
SDG32105057-004	1.00"	1.00"	Lexan	Short Term Low Earth Orbit Exposure, Flammability	
SDG32105057-005	2.88"	1.25"	Lexan	Short Term Low Earth Orbit Exposure, Flammability	
SDG32105057-006	1.00"	1.00"	Lexan & Adhesive	Short Term Low Earth Orbit Exposure, Flammability	

Drawing Number EVA Assembly	Dimension		Material	Backplate Adhesive	Restrictions
	Length	Height			
SEG32105058-301	2.88"	1.25"	Metalphoto	Yes	None
SEG32105058-302	4.00"	1.88"	Metalphoto	Yes	None
SEG32105058-303	2.88"	1.25"	Metalphoto	No	None
SEG32105058-304	4.00"	1.88"	Metalphoto	No	None
SDG32106335-001	2.88"	1.25"	Metalphoto (silver background)	Yes	None

NOTE: when real estate prohibits placement of the full size decal, the corresponding icon may stand alone.



**IVA Icon Decal SDG32105057-002**  
**IVA Icon Decal SDG32105057-004**  
**IVA Icon Decal SDG32105057-006**



**IVA Decal SDG32105057-001**

For IVA: The 2.88" x 1.25" and the 1.00" x 1.00" black/yellow label is the accepted warning label of the Safety team. These are available on reverse screen print Lexan (with and without adhesive and laminated Scotchcal 220).



**EVA Assembly-SEG32105058-302**

For EVA: An assembly is called for silver/black center text and graphics represent Metalphoto foil which is adhered using 3M #966 adhesive, to the gold/black striped .040 mil anodized.

**Decal & Decal Assembly, Caution/Warning, Corrosives Venting; EVA & IVA**

Drawing Number IVA Decals	Dimension		Material	Restrictions	
	Length	Height			
SDG32105059-001	2.88"	1.25"	Scotchcal 220	IVA Only, Flammability, Fungus, Polyvinyl Chloride	
SDG32105059-002	1.00"	1.00"	Scotchcal 220	IVA Only, Flammability, Fungus, Polyvinyl Chloride	
SDG32105059-003	2.88"	1.25"	Lexan & Adhesive	Short Term Low Earth Orbit Exposure, Flammability	
SDG32105059-004	1.00"	1.00"	Lexan	Short Term Low Earth Orbit Exposure, Flammability	
SDG32105059-005	2.88"	1.25"	Lexan	Short Term Low Earth Orbit Exposure, Flammability	
SDG32105059-006	1.00"	1.00"	Lexan & Adhesive	Short Term Low Earth Orbit Exposure, Flammability	

Drawing Number EVA Assembly	Dimension		Material	Backplate Adhesive	Restrictions
	Length	Height			
SEG32105060-301	2.88"	1.25"	Metalphoto	Yes	None
SEG32105060-302	4.00"	1.88"	Metalphoto	Yes	None
SEG32105060-303	2.88"	1.25"	Metalphoto	No	None
SEG32105060-304	4.00"	1.88"	Metalphoto	No	None

NOTE: when real estate prohibits placement of the full size decal, the corresponding icon may stand alone.



**IVA Icon Decal SDG32105059-002**  
**IVA Icon Decal SDG32105059-004**  
**IVA Icon Decal SDG32105059-006**



**IVA Decal SDG32105059-001**

For IVA: The 2.88" x 1.25" and the 1.00" x 1.00" black/yellow label is the accepted warning label of the Safety team. These are available on reverse screen print Lexan (with and without adhesive and laminated Scotchcal 220).



**EVA Assembly-SEG32105060-302**

For EVA: An assembly is called for silver/black center text and graphics represent Metalphoto foil which is adhered using 3M #966 adhesive, to the gold/black striped .040 mil anodized.

**Decal & Decal Assembly, Caution/Warning, Sharp Corners/Edges; EVA & IVA**

Drawing Number IVA Decals	Dimension		Material	Restrictions	
	Length	Height			
SDG32105061-001	2.88"	1.25"	Scotchcal 220	IVA Only, Flammability, Fungus, Polyvinyl Chloride	
SDG32105061-002	1.00"	1.00"	Scotchcal 220	IVA Only, Flammability, Fungus, Polyvinyl Chloride	
SDG32105061-003	2.88"	1.25"	Lexan & Adhesive	Short Term Low Earth Orbit Exposure, Flammability	
SDG32105061-004	1.00"	1.00"	Lexan	Short Term Low Earth Orbit Exposure, Flammability	
SDG32105061-005	2.88"	1.25"	Lexan	Short Term Low Earth Orbit Exposure, Flammability	
SDG32105061-006	1.00"	1.00"	Lexan & Adhesive	Short Term Low Earth Orbit Exposure, Flammability	
SDG32105061-006	2.88"	1.25"	Brady	IVA Only, Flammability	
SDG32105061-006	1.00"	1.00"	Brady	IVA Only, Flammability	

Drawing Number EVA Assembly	Dimension		Material	Backplate Adhesive	Restrictions
	Length	Height			
SEG32105062-301	2.88"	1.25"	Metalphoto	Yes	None
SEG32105062-302	4.00"	1.88"	Metalphoto	Yes	None
SEG32105062-303	2.88"	1.25"	Metalphoto	No	None
SEG32105062-304	4.00"	1.88"	Metalphoto	No	None

NOTE: when real estate prohibits placement of the full size decal, the corresponding icon may stand alone.



**IVA Icon Decal SDG32105061-002**  
**IVA Icon Decal SDG32105061-004**  
**IVA Icon Decal SDG32105061-006**



**IVA Decal SDG32105061-001**

For IVA: The 2.88" x 1.25" and the 1.00" x 1.00" black/yellow label is the accepted warning label of the Safety team. These are available on reverse screen print Lexan (with and without adhesive and laminated Scotchcal 220).



**EVA Assembly-SEG32105062-302**

For EVA: An assembly is called for silver/black center text and graphics represent Metalphoto foil which is adhered using 3M #966 adhesive, to the gold/black striped .040 mil anodized.



## Decal Assembly, Caution/Warning, Propulsive/Thruster; EVA

Drawing Number EVA Assembly	Dimension		Material	Restrictions	
	Length	Height			
SEG32105063-301	2.88"	1.25"	Metalphoto	None	
SEG32105063-302	4.00"	1.88"	Metalphoto	None	
SEG32105063-303	2.88"	1.25"	Metalphoto	None	
SEG32105063-304	4.00"	1.88"	Metalphoto	None	



**EVA Assembly-SEG32105063-301**

For EVA: An assembly is called for silver/black center text and graphics represent Metalphoto foil which is adhered using 3M #966 adhesive, to the gold/black striped .040 mil anodized.



**EVA Assembly-SEG32105063-302**

For EVA: An assembly is called for silver/black center text and graphics represent Metalphoto foil which is adhered using 3M #966 adhesive, to the gold/black striped .040 mil anodized.

**Decal & Decal Assembly, Caution/Warning, Electrical Hazard; EVA & IVA**

Drawing Number IVA Decals	Dimension		Material	Restrictions
	Length	Height		
SDG32105064-001	2.88"	1.25"	Scotchcal 220	IVA Only, Flammability, Fungus, Polyvinyl Chloride
SDG32105064-002	1.00"	1.00"	Scotchcal 220	IVA Only, Flammability, Fungus, Polyvinyl Chloride
SDG32105064-003	2.88"	1.25"	Lexan & Adhesive	Short Term Low Earth Orbit Exposure, Flammability
SDG32105064-004	1.00"	1.00"	Lexan	Short Term Low Earth Orbit Exposure, Flammability
SDG32105064-005	2.88"	1.25"	Lexan	Short Term Low Earth Orbit Exposure, Flammability
SDG32105064-006	1.00"	1.00"	Lexan & Adhesive	Short Term Low Earth Orbit Exposure, Flammability

Drawing Number EVA Assembly	Dimension		Material	Restrictions
	Length	Height		
SEG32105065-301	2.88"	1.25"	Metalphoto	None
SEG32105065-302	4.00"	1.88"	Metalphoto	None
SEG32105065-303	2.88"	1.25"	Metalphoto	None
SEG32105065-304	4.00"	1.88"	Metalphoto	None

NOTE: when real estate prohibits placement of the full size decal, the corresponding icon may stand alone.



**IVA Icon Decal SDG32105064-002**  
**IVA Icon Decal SDG32105064-004**  
**IVA Icon Decal SDG32105064-006**



**IVA Decal SDG32105064-001**

For IVA: The 2.88" x 1.25" and the 1.00" x 1.00" black/yellow label is the accepted warning label of the Safety team. These are available on reverse screen print Lexan (with and without adhesive and laminated Scotchcal 220.



**EVA Assembly-SEG32105065-302**

For EVA: An assembly is called for silver/black center text and graphics represent Metalphoto foil which is adhered using 3M #966 adhesive, to the gold/black striped .040 mil anodized.

**Decal & Decal Assembly, Caution/Warning, Pressurized Vessel; EVA & IVA**

Drawing Number IVA Decals	Dimension		Material	Restrictions
	Length	Height		
SDG32105066-001	2.88"	1.25"	Scotchcal 220	IVA Only, Flammability, Fungus, Polyvinyl Chloride
SDG32105066-002	1.00"	1.00"	Scotchcal 220	IVA Only, Flammability, Fungus, Polyvinyl Chloride
SDG32105066-003	2.88"	1.25"	Lexan & Adhesive	Short Term Low Earth Orbit Exposure, Flammability
SDG32105066-004	1.00"	1.00"	Lexan	Short Term Low Earth Orbit Exposure, Flammability
SDG32105066-005	2.88"	1.25"	Lexan	Short Term Low Earth Orbit Exposure, Flammability
SDG32105066-006	1.00"	1.00"	Lexan & Adhesive	Short Term Low Earth Orbit Exposure, Flammability
SDG32105066-007	2.88"	1.25"	Brady	IVA Only, Flammability
SDG32105066-008	1.00"	1.00"	Brady	IVA Only, Flammability
SDG32105066-009	0.50"	0.50"	Brady	IVA Only, Flammability

Drawing Number EVA Assembly	Dimension		Material	Restrictions
	Length	Height		
SEG32105067-301	2.88"	1.25"	Metalphoto	None
SEG32105067-302	4.00"	1.88"	Metalphoto	None
SEG32105067-303	2.88"	1.25"	Metalphoto	None
SEG32105067-304	4.00"	1.88"	Metalphoto	None

NOTE: when real estate prohibits placement of the full size decal, the corresponding icon may stand alone.



**IVA Icon Decal SDG32105066-002**  
**IVA Icon Decal SDG32105066-004**  
**IVA Icon Decal SDG32105066-006**



**IVA Decal SDG32105066-001**

For IVA: The 2.88" x 1.25" and the 1.00" x 1.00" black/yellow label is the accepted warning label of the Safety team. These are available on reverse screen print Lexan (with and without adhesive and laminated Scotchcal 220.



**EVA Assembly-SEG32105067-302**

For EVA: An assembly is called for silver/black center text and graphics represent Metalphoto foil which is adhered using 3M #966 adhesive, to the gold/black striped .040 mil anodized.



## Decal & Decal Assembly, Caution/Warning, Protruding Objects; EVA & IVA

Drawing Number IVA Decals	Dimension		Material	Restrictions
	Length	Height		
SDG32105068-001	2.88"	1.25"	Scotchcal 220	IVA Only, Flammability, Fungus, Polyvinyl Chloride
SDG32105068-002	2.88"	1.25"	Lexan & Adhesive	Short Term Low Earth Orbit Exposure, Flammability
SDG32105068-003	2.88"	1.25"	Lexan	Short Term Low Earth Orbit Exposure, Flammability
Drawing Number EVA Assembly	Dimension		Material	Restrictions
	Length	Height		
SEG32105069-301	2.88"	1.25"	Metalphoto	None
SEG32105069-302	4.00"	1.88"	Metalphoto	None
SEG32105069-303	2.88"	1.25"	Metalphoto	None
SEG32105069-304	4.00"	1.88"	Metalphoto	None



**IVA Decal SDG32105068-001**

For IVA: The 2.88" x 1.25" and the 1.00" x 1.00" black/yellow label is the accepted warning label of the Safety team. These are available on reverse screen print Lexan (with and without adhesive and laminated Scotchcal 220).



**EVA Assembly-SEG32105069-302**

For EVA: An assembly is called for silver/black center text and graphics represent Metalphoto foil which is adhered using 3M #966 adhesive, to the gold/black striped .040 mil anodized.

## Decal, Caution/Warning, Cold Inside Gloves Must Be Worn; IVA

Drawing Number	Dimension		Material	Restrictions
	Length	Height		
SDG32107028-001	2.88"	1.25"	Scotchcal 220	IVA Only, Flammability, Fungus, Polyvinyl Chloride
SDG32107028-002	2.88"	1.25"	Lexan & Adhesive	Short Term Low Earth Orbit Exposure, Flammability
SDG32107028-003	2.88"	1.25"	Lexan	Short Term Low Earth Orbit Exposure, Flammability



Black text/stripes on a yellow background may be produced from reverse screen print Lexan (with and without adhesive) and laminated Scotchcal 220.

**Decal & Decal Assembly, Caution/Warning, Cold Do Not Touch; EVA & IVA**

Drawing Number IVA Decals	Dimension		Material	Restrictions
	Length	Height		
SDG32105070-001	2.88"	1.25"	Scotchcal 220	IVA Only, Flammability, Fungus, Polyvinyl Chloride
SDG32105070-002	1.00"	1.00"	Scotchcal 220	IVA Only, Flammability, Fungus, Polyvinyl Chloride
SDG32105070-003	2.88"	1.25"	Lexan & Adhesive	Short Term Low Earth Orbit Exposure, Flammability
SDG32105070-004	1.00"	1.00"	Lexan	Short Term Low Earth Orbit Exposure, Flammability
SDG32105070-005	2.88"	1.25"	Lexan	Short Term Low Earth Orbit Exposure, Flammability
SDG32105070-006	1.00"	1.00"	Lexan & Adhesive	Short Term Low Earth Orbit Exposure, Flammability

Drawing Number EVA Assembly	Dimension		Material	Restrictions
	Length	Height		
SEG32105071-301	2.88"	1.25"	Metalphoto	None
SEG32105071-302	4.00"	1.88"	Metalphoto	None
SEG32105071-303	2.88"	1.25"	Metalphoto	None
SEG32105071-304	4.00"	1.88"	Metalphoto	None

NOTE: when real estate prohibits placement of the full size decal, the corresponding icon may stand alone.



**IVA Icon Decal SDG32105070-002**  
**IVA Icon Decal SDG32105070-004**  
**IVA Icon Decal SDG32105070-006**



**IVA Decal SDG32105070-001**

For IVA: The 2.88" x 1.25" and the 1.00" x 1.00" black/yellow label is the accepted warning label of the Safety team. These are available on reverse screen print Lexan (with and without adhesive and laminated Scotchcal 220).



**EVA Assembly-SEG32105071-302**

For EVA: An assembly is called for silver/black center text and graphics represent Metalphoto foil which is adhered using 3M #966 adhesive, to the gold/black striped .040 mil anodized.

**Decal & Decal Assembly, Caution/Warning, Hot Do Not Touch; EVA & IVA**

Drawing Number IVA Decals	Dimension		Material	Restrictions
	Length	Height		
SDG32105072-001	2.88"	1.25"	Scotchcal 220	IVA Only, Flammability, Fungus, Polyvinyl Chloride
SDG32105072-002	1.00"	1.00"	Scotchcal 220	IVA Only, Flammability, Fungus, Polyvinyl Chloride
SDG32105072-003	2.88"	1.25"	Lexan & Adhesive	Short Term Low Earth Orbit Exposure, Flammability
SDG32105072-004	1.00"	1.00"	Lexan	Short Term Low Earth Orbit Exposure, Flammability
SDG32105072-005	2.88"	1.25"	Lexan	Short Term Low Earth Orbit Exposure, Flammability
SDG32105072-006	1.00"	1.00"	Lexan & Adhesive	Short Term Low Earth Orbit Exposure, Flammability
SDG32105072-007	2.88"	1.25"	Brady	IVA Only, Flammability
SDG32105072-008	1.00"	1.00"	Brady	IVA Only, Flammability
SDG32105072-009	0.75"	0.75"	Brady	IVA Only, Flammability
SDG32105072-010	2.88"	0.90"	Scotchcal 220	IVA Only, Flammability, Fungus, Polyvinyl Chloride

Drawing Number EVA Assembly	Dimension		Material	Restrictions
	Length	Height		
SEG32105073-301	2.88"	1.25"	Metalphoto	None
SEG32105073-302	4.00"	1.88"	Metalphoto	None
SEG32105073-303	2.88"	1.25"	Metalphoto	None
SEG32105073-304	4.00"	1.88"	Metalphoto	None

NOTE: when real estate prohibits placement of the full size decal, the corresponding icon may stand alone.



**IVA Icon Decal SDG32105072-002**  
**IVA Icon Decal SDG32105072-004**  
**IVA Icon Decal SDG32105072-006**



**IVA Decal SDG32105072-001**

For IVA: The 2.88" x 1.25" and the 1.00" x 1.00" black/yellow label is the accepted warning label of the Safety team. These are available on reverse screen print Lexan (with and without adhesive and laminated Scotchcal 220.



**EVA Assembly-SEG32105073-302**

For EVA: An assembly is called for silver/black center text and graphics represent Metalphoto foil which is adhered using 3M #966 adhesive, to the gold/black striped .040 mil anodized.

**Decal & Decal Assembly, Caution/Warning, Entanglement; EVA & IVA**

Drawing Number IVA Decals	Dimension		Material	Restrictions
	Length	Height		
SDG32105074-001	2.88"	1.25"	Scotchcal 220	IVA Only, Flammability, Fungus, Polyvinyl Chloride
SDG32105074-002	2.88"	1.25"	Lexan & Adhesive	Short Term Low Earth Orbit Exposure, Flammability
SDG32105074-003	2.88"	1.25"	Lexan	Short Term Low Earth Orbit Exposure, Flammability
Drawing Number EVA Assembly	Dimension		Material	Restrictions
	Length	Height		
SEG32105075-301	2.88"	1.25"	Metalphoto	None
SEG32105075-302	4.00"	1.88"	Metalphoto	None
SEG32105075-303	2.88"	1.25"	Metalphoto	None
SEG32105075-304	4.00"	1.88"	Metalphoto	None



**IVA Decal SDG32105074-001**

For IVA: The 2.88" x 1.25" and the 1.00" x 1.00" black/yellow label is the accepted warning label of the Safety team. These are available on reverse screen print Lexan (with and without adhesive and laminated Scotchcal 220.



**EVA Assembly-SEG32105075-302**

For EVA: An assembly is called for silver/black center text and graphics represent Metalphoto foil which is adhered using 3M #966 adhesive, to the gold/black striped .040 mil anodized.

**Decal & Decal Assembly, Caution/Warning, Avoid Impact/Collision; EVA & IVA**

Drawing Number IVA Decals	Dimension		Material	Restrictions
	Length	Height		
SDG32105076-001	2.88"	1.25"	Scotchcal 220	IVA Only, Flammability, Fungus, Polyvinyl Chloride
SDG32105076-002	1.00"	1.00"	Scotchcal 220	IVA Only, Flammability, Fungus, Polyvinyl Chloride
SDG32105076-003	2.88"	1.25"	Lexan & Adhesive	Short Term Low Earth Orbit Exposure, Flammability
SDG32105076-004	1.00"	1.00"	Lexan	Short Term Low Earth Orbit Exposure, Flammability
SDG32105076-005	2.88"	1.25"	Lexan	Short Term Low Earth Orbit Exposure, Flammability
SDG32105076-006	1.00"	1.00"	Lexan & Adhesive	Short Term Low Earth Orbit Exposure, Flammability

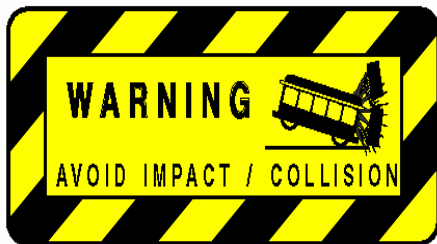
  

Drawing Number EVA Assembly	Dimension		Material	Restrictions
	Length	Height		
SEG32105077-301	2.88"	1.25"	Metalphoto	None
SEG32105077-302	4.00"	1.88"	Metalphoto	None
SEG32105077-303	2.88"	1.25"	Metalphoto	None
SEG32105077-304	4.00"	1.88"	Metalphoto	None

NOTE: when real estate prohibits placement of the full size decal, the corresponding icon may stand alone.



**IVA Icon Decal SDG32105076-002**  
**IVA Icon Decal SDG32105076-004**  
**IVA Icon Decal SDG32105076-006**



**IVA Decal SDG32105076-001**

For IVA: The 2.88" x 1.25" and the 1.00" x 1.00" black/yellow label is the accepted warning label of the Safety team. These are available on reverse screen print Lexan (with and without adhesive and laminated Scotchcal 220.



**EVA Assembly-SEG32105077-302**

For EVA: An assembly is called for silver/black center text and graphics represent Metalphoto foil which is adhered using 3M #966 adhesive, to the gold/black striped .040 mil anodized.

**Decal & Decal Assembly, Caution/Warning, Ionizing Radiation Hazard;  
EVA & IVA**

Drawing Number IVA Decals	Dimension		Material	Restrictions
	Length	Height		
SDG32105078-001	2.88"	1.25"	Scotchcal 220	IVA Only, Flammability, Fungus, Polyvinyl Chloride
SDG32105078-002	1.00"	1.00"	Scotchcal 220	IVA Only, Flammability, Fungus, Polyvinyl Chloride
SDG32105078-003	2.88"	1.25"	Lexan & Adhesive	Short Term Low Earth Orbit Exposure, Flammability
SDG32105078-004	1.00"	1.00"	Lexan	Short Term Low Earth Orbit Exposure, Flammability
SDG32105078-005	2.88"	1.25"	Lexan	Short Term Low Earth Orbit Exposure, Flammability
SDG32105078-006	1.00"	1.00"	Lexan & Adhesive	Short Term Low Earth Orbit Exposure, Flammability
Drawing Number EVA Assembly	Dimension		Material	Restrictions
	Length	Height		
SEG32105079-301	2.88"	1.25"	Metalphoto	None
SEG32105079-302	4.00"	1.88"	Metalphoto	None
SEG32105079-303	2.88"	1.25"	Metalphoto	None
SEG32105079-304	4.00"	1.88"	Metalphoto	None

NOTE: when real estate prohibits placement of the full size decal, the corresponding icon may stand alone.



**IVA Icon Decal SDG32105078-002**  
**IVA Icon Decal SDG32105078-004**  
**IVA Icon Decal SDG32105078-006**



**IVA Decal SDG32105078-001**

For IVA: The 2.88" x 1.25" and the 1.00" x 1.00" black/yellow label is the accepted warning label of the Safety team. These are available on reverse screen print Lexan (with and without adhesive and laminated Scotchcal 220.



**EVA Assembly-SEG32105079-302**

For EVA: An assembly is called for silver/black center text and graphics represent Metalphoto foil which is adhered using 3M #966 adhesive, to the gold/black striped .040 mil anodized.

**Decal & Decal Assembly, Caution/Warning, Reduced Clearance; EVA & IVA**

Drawing Number IVA Decals	Dimension		Material	Restrictions
	Length	Height		
SDG32105080-001	2.88"	1.25"	Scotchcal 220	IVA Only, Flammability, Fungus, Polyvinyl Chloride
SDG32105080-002	1.00"	1.00"	Scotchcal 220	IVA Only, Flammability, Fungus, Polyvinyl Chloride
SDG32105080-003	2.88"	1.25"	Lexan & Adhesive	Short Term Low Earth Orbit Exposure, Flammability
SDG32105080-004	1.00"	1.00"	Lexan	Short Term Low Earth Orbit Exposure, Flammability
SDG32105080-005	2.88"	1.25"	Lexan	Short Term Low Earth Orbit Exposure, Flammability
SDG32105080-006	1.00"	1.00"	Lexan & Adhesive	Short Term Low Earth Orbit Exposure, Flammability

Drawing Number EVA Assembly	Dimension		Material	Restrictions
	Length	Height		
SEG32105081-301	2.88"	1.25"	Metalphoto	None
SEG32105081-302	4.00"	1.88"	Metalphoto	None
SEG32105081-303	2.88"	1.25"	Metalphoto	None
SEG32105081-304	4.00"	1.88"	Metalphoto	None

NOTE: when real estate prohibits placement of the full size decal, the corresponding icon may stand alone.



**IVA Icon Decal SDG32105080-002**  
**IVA Icon Decal SDG32105080-004**  
**IVA Icon Decal SDG32105080-006**



**IVA Decal SDG32105080-001**

For IVA: The 2.88" x 1.25" and the 1.00" x 1.00" black/yellow label is the accepted warning label of the Safety team. These are available on reverse screen print Lexan (with and without adhesive and laminated Scotchcal 220).



**EVA Assembly-SEG32105081-302**

For EVA: An assembly is called for silver/black center text and graphics represent Metalphoto foil which is adhered using 3M #966 adhesive, to the gold/black striped .040 mil anodized.



**Decal Assembly, Caution/Warning, Pyrotechnics; EVA**

Drawing Number EVA Assembly	Dimension		Material	Restrictions
	Length	Height		
SEG32105082-301	2.88"	1.25"	Metalphoto	None
SEG32105082-302	4.00"	1.88"	Metalphoto	None
SEG32105082-303	2.88"	1.25"	Metalphoto	None
SEG32105082-304	4.00"	1.88"	Metalphoto	None



**EVA Assembly-SEG32105082-301**

For EVA: An assembly is called for silver/black center text and graphics represent Metalphoto foil which is adhered using 3M #966 adhesive, to the gold/black striped .040 mil anodized.



**EVA Assembly-SEG32105082-302**

For EVA: An assembly is called for silver/black center text and graphics represent Metalphoto foil which is adhered using 3M #966 adhesive, to the gold/black striped .040 mil anodized.

**Decal Assembly, Caution/Warning, Sensitive To Loading; EVA**

Drawing Number EVA Assembly	Dimension		Material	Restrictions
	Length	Height		
SEG32105083-301	2.88"	1.25"	Metalphoto	None
SEG32105083-302	4.00"	1.88"	Metalphoto	None
SEG32105083-303	2.88"	1.25"	Metalphoto	None
SEG32105083-304	4.00"	1.88"	Metalphoto	None
Drawing Number IVA Decals	Dimension		Material	Restrictions
	Length	Height		
SDG32106344-001*	2.88"	1.25"	Scotchcal 220	IVA Only, Flammability, Fungus, Polyvinyl Chloride

\*SDG32106344-001 is for IVA use. Text states "CAUTION – HARDWARE SENSITIVE TO IVA LOADING".



**EVA Assembly-SEG32105083-301**

For EVA: An assembly is called for silver/black center text and graphics represent Metalphoto foil which is adhered using 3M #966 adhesive, to the gold/black striped .040 mil anodized.



**EVA Assembly-SEG32105083-302**

For EVA: An assembly is called for silver/black center text and graphics represent Metalphoto foil which is adhered using 3M #966 adhesive, to the gold/black striped .040 mil anodized.

## Decal Assembly, Caution/Warning, Draining/Emptying Toxic Material; EVA

Drawing Number EVA Assembly	Dimension		Material	Restrictions
	Length	Height		
SEG32105084-301	2.88"	1.25"	Metalphoto	None
SEG32105084-302	4.00"	1.88"	Metalphoto	None
SEG32105084-303	2.88"	1.25"	Metalphoto	None
SEG32105084-304	4.00"	1.88"	Metalphoto	None



**EVA Assembly-SEG32105084-301**

For EVA: An assembly is called for silver/black center text and graphics represent Metalphoto foil which is adhered using 3M #966 adhesive, to the gold/black striped .040 mil anodized.



**EVA Assembly-SEG32105084-302**

For EVA: An assembly is called for silver/black center text and graphics represent Metalphoto foil which is adhered using 3M #966 adhesive, to the gold/black striped .040 mil anodized.

## Decal Assembly, Caution/Warning, Electrostatic Discharge; EVA

Drawing Number EVA Assembly	Dimension		Material	Restrictions
	Length	Height		
SEG32105722-301	2.88"	1.25"	Metalphoto	None
SEG32105722-302	4.00"	1.88"	Metalphoto	None
SEG32105722-303	2.88"	1.25"	Metalphoto	None
SEG32105722-304	4.00"	1.88"	Metalphoto	None



**EVA Assembly-SEG32105722-301**

For EVA: An assembly is called for silver/black center text and graphics represent Metalphoto foil which is adhered using 3M #966 adhesive, to the gold/black striped .040 mil anodized.



**EVA Assembly-SEG32105722-302**

For EVA: An assembly is called for silver/black center text and graphics represent Metalphoto foil which is adhered using 3M #966 adhesive, to the gold/black striped .040 mil anodized.

## Decal, Electrostatic Discharge; IVA

Drawing Number	Dimension		Material	Restrictions
	Length	Height		
SDG32104806-001	4.00"	1.88"	Lexan & Adhesive	Short Term Low Earth Orbit Exposure, Flammability
SDG32104806-002	2.88"	1.25"	Lexan & Adhesive	Short Term Low Earth Orbit Exposure, Flammability
SDG32104806-003	4.00"	1.88"	Lexan	Short Term Low Earth Orbit Exposure, Flammability
SDG32104806-004	2.88"	1.25"	Lexan	Short Term Low Earth Orbit Exposure, Flammability
SDG32104806-005	4.00"	1.88"	Scotchcal 220	IVA Only, Flammability, Fungus, Polyvinyl Chloride
SDG32104806-006	2.88"	1.25"	Scotchcal 220	IVA Only, Flammability, Fungus, Polyvinyl Chloride
SDG32104806-007	4.00"	1.88"	Brady	IVA Only, Flammability
SDG32104806-008	2.88"	1.25"	Brady	IVA Only, Flammability
SDG32104806-009	2.88"	1.25"	Metalphoto & Adhesive	None



Black text/stripes on a yellow background may be produced from reverse screen print Lexan (with and without adhesive) and laminated Scotchcal 220.

## Decal, Electrostatic Symbol; EVA & IVA





Drawing Number	Dimension	Material	Restrictions
	Square		
SDG32104805-001	1.50"	Lexan & Adhesive	Short Term Low Earth Orbit Exposure, Flammability
SDG32104805-002	1.00"	Lexan & Adhesive	Short Term Low Earth Orbit Exposure, Flammability
SDG32104805-003	0.50"	Lexan & Adhesive	Short Term Low Earth Orbit Exposure, Flammability
SDG32104805-004	1.50"	Lexan	Short Term Low Earth Orbit Exposure, Flammability
SDG32104805-005	1.00"	Lexan	Short Term Low Earth Orbit Exposure, Flammability
SDG32104805-006	0.50"	Lexan	Short Term Low Earth Orbit Exposure, Flammability
SDG32104805-007	1.50"	Metalphoto & Adhesive	None
SDG32104805-008	1.00"	Metalphoto & Adhesive	None
SDG32104805-009	0.50"	Metalphoto & Adhesive	None
SDG32104805-010	1.50"	Metalphoto	None
SDG32104805-011	1.00"	Metalphoto	None
SDG32104805-012	0.50"	Metalphoto	None
SDG32104805-013	1.50"	Scotchcal 220	IVA Only, Flammability, Fungus, Polyvinyl Chloride
SDG32104805-014	1.00"	Scotchcal 220	IVA Only, Flammability, Fungus, Polyvinyl Chloride
SDG32104805-015	0.50"	Scotchcal 220	IVA Only, Flammability, Fungus, Polyvinyl Chloride
SDG32104805-016	1.50"	Brady	IVA Only, Flammability
SDG32104805-017	1.00"	Brady	IVA Only, Flammability
SDG32104805-018	0.50"	Brady	IVA Only, Flammability



This icon is used where the discharge of static electricity is possible. Utilized when space is limited, the minimum size allowed is 0.25 in square when ordered as a non-standard label. This icon is available on reverse screen-print Lexan (with and without adhesive), Metalphoto foil (with and without adhesive), and laminated Scotchcal 220.



## Examples of Caution/Warning Labels



## 7.5 Instructional

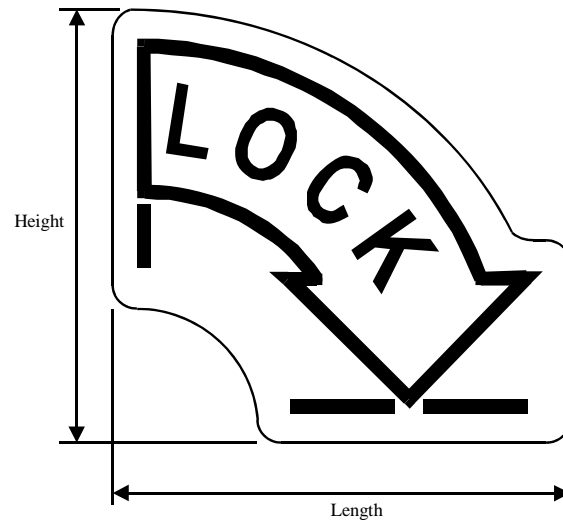
### ❖ Operational Information

- Zeus Quarter Turn Fastener Instructional Label (EVA)
- Velcro Strap Wrapping Instructional Label (IVA)
- Nonfunctioning Equipment Instructional Label (IVA)
- Lock Label (EVA & IVA)




## Decal Zeus Quarter Turn Fastener Instructional Label; EVA

Drawing Number	Dimension		Material	Restrictions
	Length	Height		
SDG32105769-001	1.57"	1.50"	Metalphoto & Adhesive	None
SDG32105769-002	1.57"	1.50"	Metalphoto	None



This label is used only on Zeus quarter turn fasteners and it provides fastener-operating instructions. This label is used for identification purposes. This label is available on Metalphoto (with and without adhesive).



## Velcro Strap Wrapping Instructional Label; IVA

Drawing Number	Dimension		Material	Restrictions
	Length	Height		
SDG32107016-001	3.50"	.75"	Lexan & Adhesive	Short Term Low Earth Orbit Exposure, Flammability



This instructional label is used for instructing the proper use of Velcro straps. It is made from Lexan.

## Nonfunctioning Equipment Instructional Label; IVA

Drawing Number	Dimension		Material	Restrictions
	Length	Height		
SDG32107017-001	4.25"	1.50"	Lexan & Adhesive	Short Term Low Earth Orbit Exposure, Flammability
SDG32107017-002	4.25"	1.50"	Lexan & Adhesive	Short Term Low Earth Orbit Exposure, Flammability
SDG32107017-003	4.25"	1.50"	Lexan & Adhesive	Short Term Low Earth Orbit Exposure, Flammability

### Nonfunctioning ELPS

After launch, remove this nonfunctioning Emergency Light Power Supply (ELPS) and replace it with the functioning unit in accordance with flight procedures.

-001

### Nonfunctioning UOP

After launch, remove this nonfunctioning Utility Outlet Panel (UOP) and replace it with the functioning unit in accordance with flight procedures.

-002

### Nonfunctioning VAVDV

After launch, remove this nonfunctioning Variable Air Volume Damper Valve (VAVDV) and replace it with the functioning unit in accordance with flight procedures.

-003

This instructional label is made from Lexan with adhesive. It is used to help identify nonfunctioning hardware and to give instructions on the removal process.

**Lock Label; EVA & IVA**

Drawing Number	Dimension		Material	Restrictions
	Length	Height		
SDG32108022-001	2.80"	0.70"	Metalphoto & Adhesive	None



-001

This instructional label is made from metalphoto with adhesive. It is used for locking purposes.

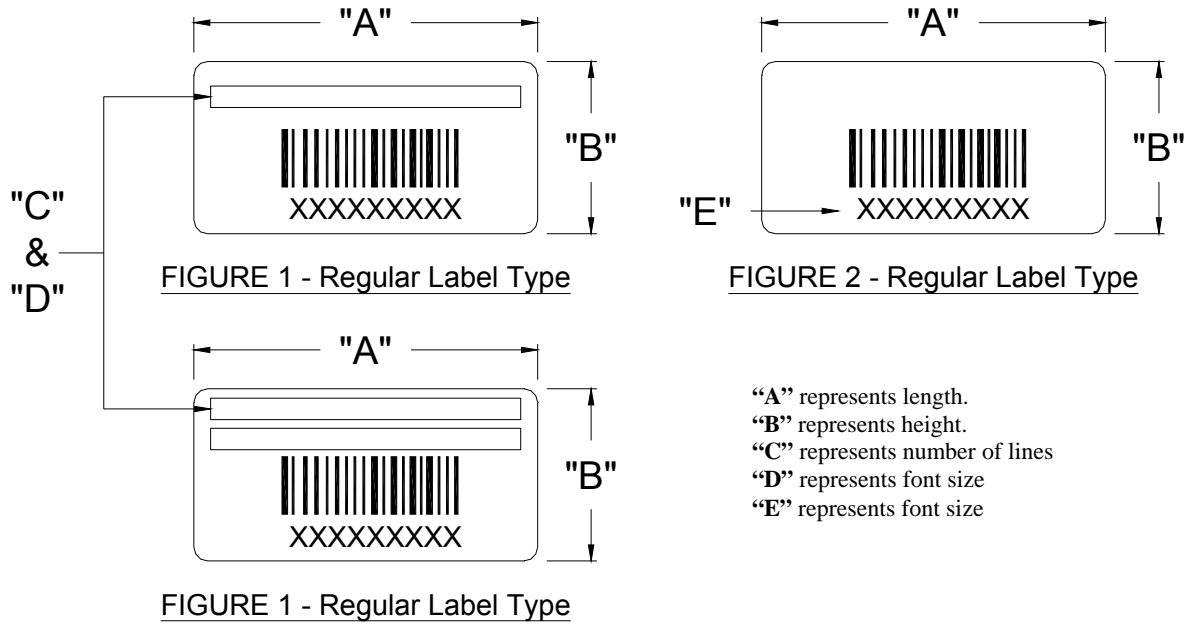
## 7.6 IMS Barcode

### ❖ Barcode For Maintenance Purpose

- **IMS Labels (EVA & IVA)**
- IMS Cable Label (IVA)
- IMS Hose Label with Flow Direction (IVA)
- IMS Combination Name Label (EVA & IVA)
- IMS Rack & Subrack Combination Name Label (IVA)
- IMS Stowage Kit Contents Label (IVA)

## IMS Labels; EVA & IVA

This Inventory Management System (IMS) label is available on 3 or 5 mil Metalphoto (with and without adhesive), Brady, or Polyester. The drawing number to use is **SDG32105720**.



**When Ordering:** Use the MIDAS/BITS website to order labels. JSC Form 733, Support Request, & Barcode Inventory Tracking System (BITS) Label Request will be generated. Requester is responsible for accuracy of data within table and any required coordination with Mission Operations Directorate and the Inventory Management System offices. Special care should be taken to insure that the proper dash number (ex. SDG32105719-001) is entered for each label ordered as label size, font size, and the number of lines, vary as a function of dash numbers. Special care should be taken to insure the latest barcode drawing is used and should be verified in the Engineering Drawing Control Center.

Drawing Number	“A”	“B”	“C”	“D”		“E”	Adhesive	MATERIAL	FIG
				Font	Char. Max.				
001	1.60”	0.75”	1	12	18	9	YES	METALPHOTO	1
				11	19				
				10	20				
				9	22				
				8	25				
002	1.60”	0.75”	1	7	28	9	NO	METALPHOTO	1
				12	18				
				11	19				
				10	20				
				9	22				
003	1.40”	0.60”	1	8	22	9	YES	METALPHOTO	1
				7	25				
				9	20				
004	1.40”	0.60”	1	8	22	9	NO	METALPHOTO	1
				7	25				
				9	20				
005	1.60”	0.50”	0	N/A	N/A	9	YES	METALPHOTO	2
006	1.60”	0.50”	0	N/A	N/A	9	NO	METALPHOTO	2

**IMS Labels; EVA & IVA (continued)**

Drawing Number	"A"	"B"	"C"	"D"		"E"	Adhesive	MATERIAL	FIG
				Font	Char. Max.				
007	1.60"	0.75"	2	12 11 10 9 8 7	18 19 20 22 25 28	9	YES	METALPHOTO	1
008	1.60"	0.75"	2	12 11 10 9 8 7	18 19 20 22 25 28	9	NO	METALPHOTO	1
009	1.60"	0.60"	1	9 8 7	22 25 28	9	YES	METALPHOTO	1
010	1.60"	0.60"	1	9 8 7	22 25 28	9	NO	METALPHOTO	1
011	1.40"	0.50"	0	N/A	N/A	9	YES	METALPHOTO	2
012	1.40"	0.50"	0	N/A	N/A	9	NO	METALPHOTO	2
013	1.50"	0.50"	1	7	22	9	YES	INTERMEC	1
014	1.50"	0.75"	1	9 8 7	18 20 22	9	YES	INTERMEC	1
015	1.75"	0.75"	1	9 8 7	20 22 24	9	YES	INTERMEC	1
016	1.5"	0.75"	2	9 8 7	18 20 22	9	YES	INTERMEC	1
017	1.75"	0.75"	2	9 8 7	20 22 24	9	YES	INTERMEC	1
018	2.25"	1.00"	1	18	13	18	NO	METALPHOTO	1
019	2.25"	1.00"	1	18	13	18	YES	METALPHOTO	1
020	1.05"	0.47"	0	N/A	N/A	9	YES	METALPHOTO	2
020	1.05"	0.47"	0	N/A	N/A	9	YES	METALPHOTO	2
021	1.05"	0.47"	0	N/A	N/A	9	NO	METALPHOTO	2
022	1.05"	0.47"	0	N/A	N/A	9	YES	BRADY	2
024	1.50"	0.50"	0	N/A	N/A	9	YES	INTERMEC	2
030	2.00"	1.0"	2	12 11 10 9 8 7	18 19 20 22 25 28	9	YES	METALPHOTO	1
031	2.00"	1.0"	2	12 11 10 9 8 7	18 19 20 22 25 28	9	NO	METALPHOTO	1
032	2.00"	1.0"	3	10 9 8 7	25 27 30 34	9	YES	METALPHOTO	1

### IMS Labels; EVA & IVA (continued)

Drawing Number	"A"	"B"	"C"	"D"		"E"	Adhesive	MATERIAL	FIG
				Font	Char. Max.				
033	2.00"	1.0"	3	10 9 8 7	25 27 30 34	9	NO	METALPHOTO	1
034	2.00"	1.0"	4	9 8 7	27 30 34	9	YES	METALPHOTO	1
035	2.00"	1.0"	4	9 8 7	27 30 34	9	NO	METALPHOTO	1
036	2.00"	1.0"	2	12 11 10 9 8 7	18 19 20 22 25 28	9	YES	BRADY	1
037	2.00"	1.0"	3	10 9 8 7	25 27 30 34	9	YES	BRADY	1
038	2.00"	1.0"	4	9 8 7	27 30 34	9	YES	BRADY	1
039	1.50"	0.50"	1	7	26	9	YES	BRADY	1
041	1.50"	0.75"	1	9 8 7	21 23 26	9	YES	BRADY	1
043	1.75"	0.75"	1	9 8 7	24 27 30	9	YES	BRADY	1
045	1.50"	0.75"	2	9 8 7	21 23 26	9	YES	BRADY	1
047	1.75"	0.75"	2	9 8 7	24 27 30	9	YES	BRADY	1
050	1.50"	0.50"	0	N/A	N/A	9	YES	BRADY	2
053	1.05"	0.43"	0	N/A	N/A	7	YES	METALPHOTO	2
054	1.05"	0.43"	0	N/A	N/A	7	NO	METALPHOTO	2
055	0.90"	0.50"	0	N/A	N/A	9	YES	BRADY	2
056	0.90"	0.60"	1	9	14	9	YES	BRADY	1
057	0.90"	0.75"	2	9	14	9	YES	BRADY	1





## IMS Cable Label; IVA

This IVA IMS Cable label is made from white Brady material. All text information and the barcode are mirrored on the centerline. The drawing to use is **SDG32105719**.

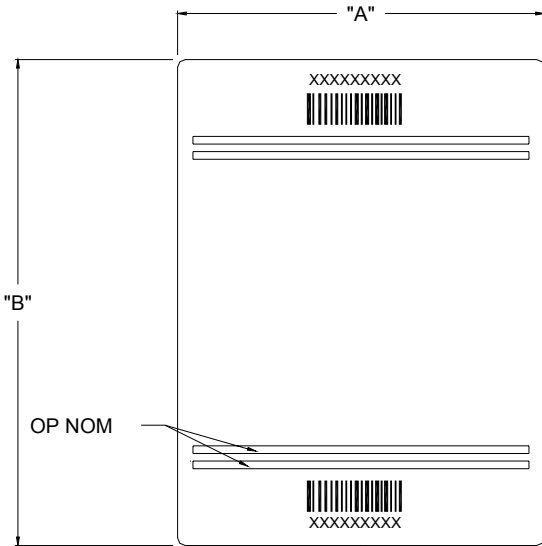


FIGURE 1 - Regular Label Type

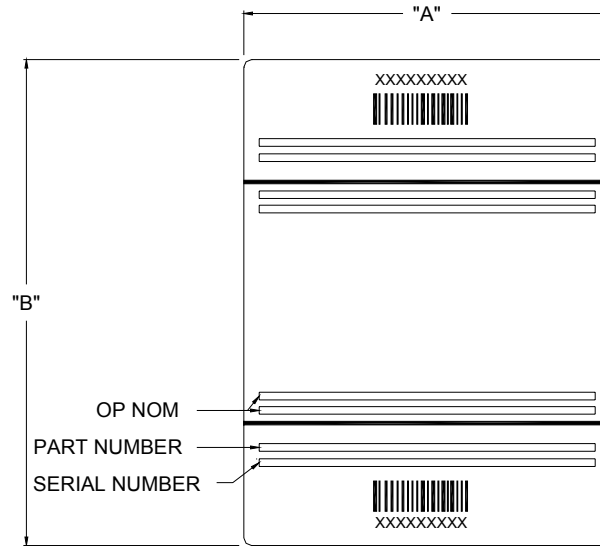


FIGURE 2 - Combo Label Type

**When Ordering:** Use the MIDAS/BITS website to order labels. JSC Form 733, Support Request, & Barcode Inventory Tracking System (BITS) Label Request will be generated. Requester is responsible for accuracy of data within table and any required coordination with Mission Operations Directorate and the Inventory Management System offices. Special care should be taken to insure that the proper dash number (ex. SDG32105719-001) is entered for each label ordered as label size, font size, and the number of lines, vary as a function of dash numbers. Special care should be taken to insure the latest barcode drawing is used and should be verified in the Engineering Drawing Control Center.

Drawing Number	"A"	"B"	OpNom		P/N		S/N		Fig
			Font	Max. Char.	Font	Max. Char.	Font	Max. Char.	
-001	3.00"	4.00"	12 9	30 39	N/A	N/A	N/A	N/A	1
-002	2.00"	3.00"	9	27	N/A	N/A	N/A	N/A	1
-003	1.65"	2.75"	9	23	N/A	N/A	N/A	N/A	1
-004	3.00"	5.00"	12 9	30 39	N/A	N/A	N/A	N/A	1
-005	3.00"	6.00"	12 9	30 39	N/A	N/A	N/A	N/A	1
-006	1.05"	2.00"	9 8 7	16 17 19	N/A	N/A	N/A	N/A	1
-007	1.05"	3.00"	9 8 7	16 17 19	N/A	N/A	N/A	N/A	1
-008	1.65"	6.00"	12 9	18 23	N/A	N/A	N/A	N/A	1
-009	3.00"	4.00"	12 9	30 39	9	39	9	30	2
-010	2.00"	3.00"	9	27	9	27	9	27	2
-011	1.65"	2.75"	9	23	9	23	9	23	2
-012	3.00"	5.00"	12 9	30 39	9	39	9	30	2
-013	3.00"	6.00"	12 9	30 39	9	39	9	30	2

## IMS Hose Label with Flow Direction; IVA

This hose IMS label with flow direction is made from white Brady material. All text information and the barcode are mirrored on the centerline. The drawing to use is **SDG32107738**.

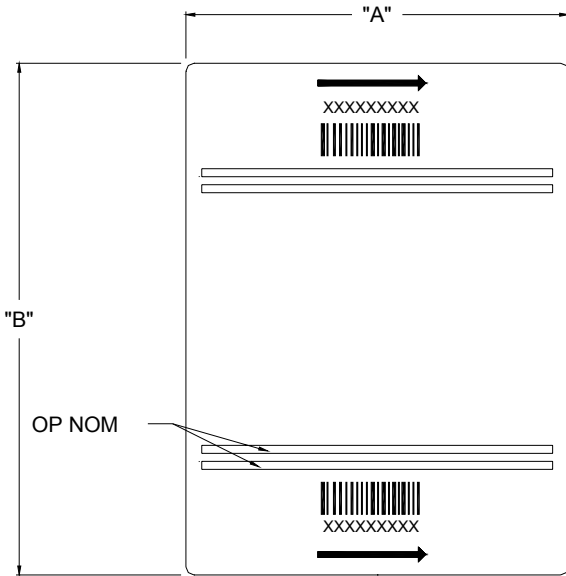


FIGURE 1 - Regular Label Type

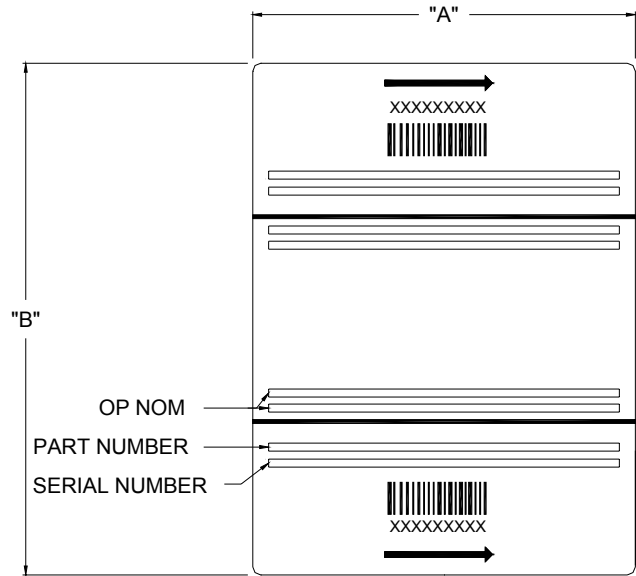


FIGURE 2 - Combo Label Type

**When Ordering:** Use the MIDAS/BITS website to order labels. JSC Form 733, Support Request, & Barcode Inventory Tracking System (BITS) Label Request will be generated. Requester is responsible for accuracy of data within table and any required coordination with Mission Operations Directorate and the Inventory Management System offices. Special care should be taken to insure that the proper dash number (ex. SDG32105719-001) is entered for each label ordered as label size, font size, and the number of lines, vary as a function of dash numbers. Special care should be taken to insure the latest barcode drawing is used and should be verified in the Engineering Drawing Control Center.

Drawing Number	"A"	"B"	OpNom		P/N & S/N		Fig	Arrow Direction
			Font	Max Char.	Font			
-001	2.00"	3.00"	9	27	N/A	1	1	→
-002	3.00"	4.00"	12 9	30 39	N/A	1	1	→
-003	3.00"	5.00"	12 9	30 39	N/A	1	1	→
-004	3.00"	6.00"	12 9	30 39	N/A	1	1	→
-005	2.00"	3.00"	9	27	9	2	2	→
-006	3.00"	4.00"	12 9	30 39	9	2	2	→
-007	3.00"	5.00"	12 9	30 39	9	2	2	→
-008	3.00"	6.00"	12 9	30 39	9	2	2	→
-009	2.00"	4.00"	12 9	22 27	9	2	2	→
-010	2.50"	6.00"	12	26	9	3	3	→
-011	3.00"	7.00"	12 9	30 39	9	2	2	→
-012	3.00"	8.00"	12 9	30 39	9	37/30	2	→

## IMS Combination Name Labels; EVA & IVA

This Inventory Management System (IMS) label is available in Metalphoto (with adhesive) and Brady. The drawing number to use is **SDG32108325**. Developers need to use these IMS labels to display the OpNom, part number, serial number and barcode number. If space constraints are an issue, alternative IMS labels can be ordered.

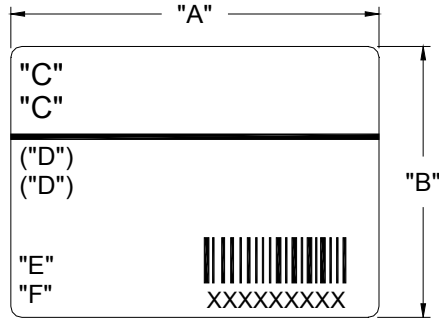


FIGURE 1 - Combo Label Type



FIGURE 3 - Combo Label Type

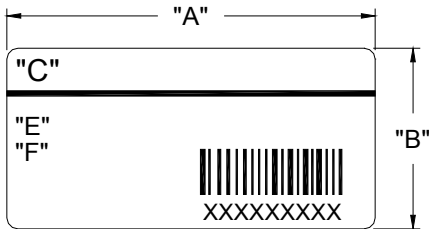


FIGURE 2 - Combo Label Type



FIGURE 4 - Combo Label Type

“A” represents length.  
 “B” represents height.  
 “C” represents approved opnom  
 “D” represents spelled out acronym.  
 “E” represents part number.  
 “F” represents serial number.

**When Ordering:** Use the MIDAS/BITS website to order labels. JSC Form 733, Support Request, & Barcode Inventory Tracking System (BITS) Label Request will be generated. Requester is responsible for accuracy of data within table and any required coordination with Mission Operations Directorate and the Inventory Management System offices. Special care should be taken to insure that the proper dash number (ex. SDG32105719-001) is entered for each label ordered as label size, font size, and the number of lines, vary as a function of dash numbers. Special care should be taken to insure the latest barcode drawing is used and should be verified in the Engineering Drawing Control Center.

### IMS Combination Name Labels; EVA & IVA (continued)

Dash Number	"A"	"B"	"C"		"D"		"E" & "F"		Fig	Material
			Font	Char. Max.	Font	Char. Max.	Font	Char. Max.		
-001	2.00"	1.00"	12 14	21 19	10 12	25 21	9/9	15/15	1	Brady
-002	2.00"	1.50"	12 14	21 19	10 12	25 21	9/9	15/15	1	Brady
-003	2.50"	1.50"	12 14	26 22	10 12	31 26	9/9	17/17	1	Brady
-004	2.50"	1.00"	12 14	26 22	10 12	31 26	9/9	17/17	1	Brady
-005	3.00"	1.75"	12 16 20	30 23 19	10 14 18	36 27 22	9/9 12/12	23/23 17/17	1	Brady
-006	3.00"	2.00"	24 28 32 36	17 15 13 12	18	22	9/9 12/12	23/23 17/17	1	Brady
-007	3.50"	1.75"	12 16 20	35 26 22	10 14 18	42 31 25	9/9 12/12	29/29 21/21	1	Brady
-008	3.50"	2.00"	24 28 32 36	19 17 15 14	18	25	9/9 12/12	29/29 21/21	1	Brady
-009	4.00"	1.75"	12 16 20	39 30 25	10 14 18	47 35 28	9/9 12/12	34/30 26/26	1	Brady
-010	4.00"	2.00"	24 28 32 36	21 19 17 15	18	28	9/9 12/12	34/30 26/26	1	Brady
-011	4.50"	1.75"	12 16 20	43 33 27	10 14 18	52 39 31	9/9 12/12	40/30 30/30	1	Brady
-012	4.50"	2.00"	24 28 32 36	23 21 18 17	18	31	9/9 12/12	40/30 30/30	1	Brady
-013	5.00"	1.75"	12 16 20	48 37 30	10 14 18	58 43 34	9/9 12/12	40/30 35/30	1	Brady
-014	5.00"	2.00"	24 28 32 36	26 23 20 18	18	34	9/9 12/12	40/30 35/30	1	Brady

### IMS Combination Name Labels; EVA & IVA (continued)

Dash Number	"A"	"B"	"C"		"D"		"E" & "F"		Fig	Material
			Font	Char. Max.	Font	Char. Max.	Font	Char. Max.		
-015	5.50"	2.00"	36	20	18	37	9/9 12/12	40/30 39/30	1	Brady
-016	6.00"	2.00"	36	21	18	40	9/9 12/12	40/30 40/30	1	Brady
-017	2.00"	1.00"	12 14	21 19	10 12	25 21	9/9	15/15	1	Metalphoto
-018	2.00"	1.50"	12 14	21 19	10 12	25 21	9/9	15/15	1	Metalphoto
-019	2.50"	1.50"	12 14	26 22	10 12	31 26	9/9	17/17	1	Metalphoto
-020	2.50"	1.00"	12 14	26 22	10 12	31 26	9/9	17/17	1	Metalphoto
-021	3.00"	1.75"	12 16 20	30 23 19	10 14 18	36 27 22	9/9 12/12	23/23 17/17	1	Metalphoto
-022	3.00"	2.00"	24 28 32 36	17 15 13 12	18	22	9/9 12/12	23/23 17/17	1	Metalphoto
-023	3.50"	1.75"	12 16 20	35 26 22	10 14 18	42 31 25	9/9 12/12	29/29 21/21	1	Metalphoto
-024	3.50"	2.00"	24 28 32 36	19 17 15 14	18	25	9/9 12/12	29/29 21/21	1	Metalphoto
-025	4.00"	1.75"	12 16 20	39 30 25	10 14 18	47 35 28	9/9 12/12	34/30 26/26	1	Metalphoto
-026	4.00"	2.00"	24 28 32 36	21 19 17 15	18	28	9/9 12/12	34/30 26/26	1	Metalphoto
-027	4.50"	1.75"	12 16 20	43 33 27	10 14 18	52 39 31	9/9 12/12	40/30 30/30	1	Metalphoto
-028	4.50"	2.00"	24 28 32 36	23 21 18 17	18	31	9/9 12/12	40/30 30/30	1	Metalphoto
-029	5.00"	1.75"	12 16 20	48 37 30	10 14 18	58 43 34	9/9 12/12	40/30 35/30	1	Metalphoto

### IMS Combination Name Labels; EVA & IVA (continued)

Dash Number	"A"	"B"	"C"		"D"		"E" & "F"		Fig	Material
			Font	Char. Max.	Font	Char. Max.	Font	Char. Max.		
-030	5.00"	2.00"	24 28 32 36	26 23 20 18	18	34	9/9 12/12	40/30 35/30	1	Metalphoto
-031	5.50"	2.00"	36	20	18	37	9/9 12/12	40/30 39/30	1	Metalphoto
-032	6.00"	2.00"	36	21	18	40	9/9 12/12	40/30 40/30	1	Metalphoto
-033	2.00"	1.00"	9 12	27 21	N/A	N/A	9/9 12/12	24/11 17/8	2	Brady
-034	3.00"	1.00"	12 16 20	30 23 19	N/A	N/A	9/9 12/12	35/23 26/17	2	Brady
-035	4.00"	1.00"	12 16 20	39 30 25	N/A	N/A	9/9 12/12	40/30 35/26	2	Brady
-036	5.00"	1.00"	12 16 20	48 37 30	N/A	N/A	9/9 12/12	40/30 40/30	2	Brady
-037	1.25"	1.00"	9	18	N/A	N/A	9/9	15/15	3	Brady
-038	1.50"	1.00"	9	21	N/A	N/A	9/9	17/17	3	Brady
-039	1.75"	1.00"	9	24	N/A	N/A	9/9	20/20	3	Brady
-040	2.00"	1.00"	9 12	27 21	N/A	N/A	9/9 12/12	24/11 17/8	2	Metalphoto
-041	1.25"	1.00"	9	18	N/A	N/A	9/9	15/15	3	Metalphoto
-042	2.50"	.875"	10	30	N/A	N/A	9/9 12/12	29/16 22/12	2	Metalphoto
-043	1.35"	0.75"	9	22	N/A	N/A	9/9	18	4	Brady
-044	1.35"	0.75"	9	22	N/A	N/A	9/9	18	4	Metalphoto



## IMS Rack & Subrack Combination Name Labels; IVA

This Inventory Management System (IMS) label is available in Brady. The drawing number to use is **SDG32108581**.

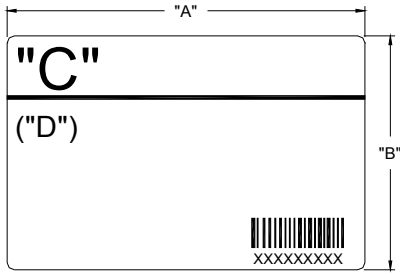


FIGURE 1 - Combo Label Type

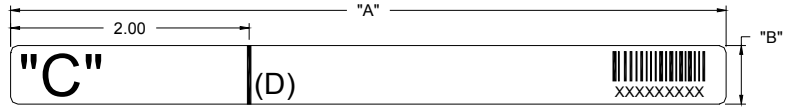


FIGURE 2 - Combo Label Type

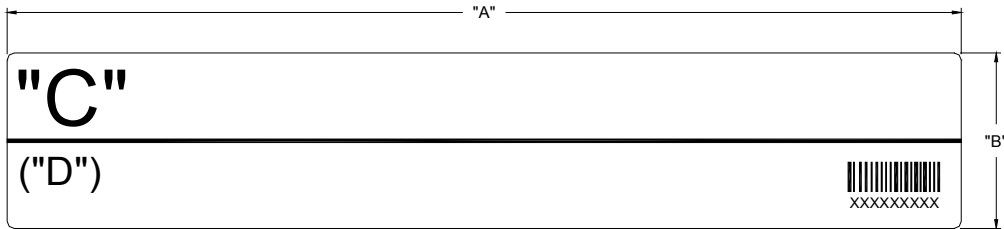


FIGURE 3 - Combo Label Type

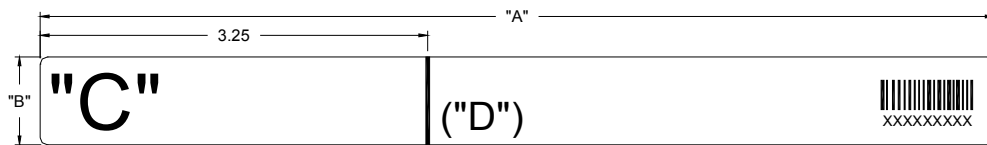


FIGURE 4 - Combo Label Type

“A” represents length.  
 “B” represents height.  
 “C” represents approved opnom  
 “D” represents spelled out acronym.

**When Ordering:** Use the MIDAS/BITS website to order labels. JSC Form 733, Support Request, & Barcode Inventory Tracking System (BITS) Label Request will be generated. Requester is responsible for accuracy of data within table and any required coordination with Mission Operations Directorate and the Inventory Management System offices. Special care should be taken to insure that the proper dash number (ex. SDG32105719-001) is entered for each label ordered as label size, font size, and the number of lines, vary as a function of dash numbers. Special care should be taken to insure the latest barcode drawing is used and should be verified in the Engineering Drawing Control Center.

## IMS Rack & Subrack Combination Name Labels; IVA (continued)

Dash Number	"A"	"B"	"C"		"D"		Figure	Material
			Font	Char. Max.	Font	Char. Max.		
-001	3.00"	2.00"	28 32 36	15 13 12	18	21	1	Brady
-002	4.00"	2.00"	28 32 36	19 17 15	18	27	1	Brady
-003	5.00"	2.00"	28 32 36	22 20 18	18	33	1	Brady
-004	6.00"	2.00"	28 32 36	26 23 21	18	39	1	Brady
-005	6.00"	0.50"	28 32 36	7	18	21	2	Brady
-006	8.00"	0.50"	28 32 36	7	18	33	2	Brady
-007	4.00"	1.50"	48	10	24	15	3	Brady
-008	6.00"	1.50"	48	15	24	23	3	Brady
-009	8.00"	1.50"	48	19	24	32	3	Brady
-010	10.00"	1.50"	48	24	24	41	3	Brady
-011	12.00"	1.50"	48	28	24	50	3	Brady
-012	8.00"	0.75"	48	9	24	18	4	Brady
-013	10.00"	0.75"	48	9	24	27	4	Brady
-014	12.00"	0.75"	48	9	24	39	4	Brady
-015	10.00"	0.60"	48	9	24	27	4	Brady



## IMS Stowage Kit Contents Label; IVA

This Inventory Management System (IMS) label is available in Brady. The drawing number to use is **SDG32108582**.

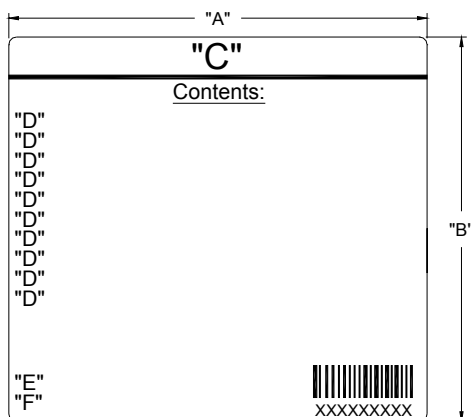


Figure 1 - Content Label Type

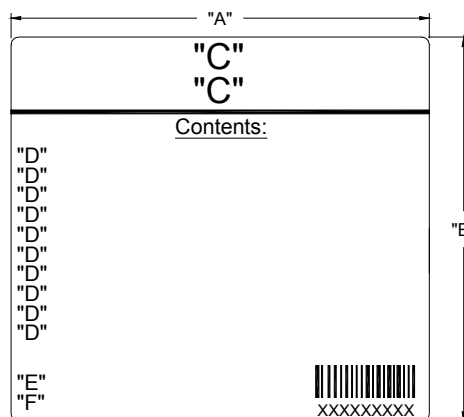


Figure 2 - Content Label Type

- “A” represents length.
- “B” represents height.
- “C” represents approved opnom
- “D” represents spelled out opnom of each of the contents.
- “E” represents part number.
- “F” represents serial number.

**When Ordering:** Use the MIDAS/BITS website to order labels. JSC Form 733, Support Request, & Barcode Inventory Tracking System (BITS) Label Request will be generated. Requester is responsible for accuracy of data within table and any required coordination with Mission Operations Directorate and the Inventory Management System offices. Special care should be taken to insure that the proper dash number (ex. SDG32105719-001) is entered for each label ordered as label size, font size, and the number of lines, vary as a function of dash numbers. Special care should be taken to insure the latest barcode drawing is used and should be verified in the Engineering Drawing Control Center.

Dash Number	“A”	“B”	“C”		“D”		“E” & “F”		Max Lines For “D”	Figure	Material
			Font	Char. Max.	Font	Char. Max.	Font	Char. Max.			
-001	3.25”	1.50”	20 24	21 16	12	34	9	29	2	1	Brady
-002	3.25”	2.00”	20 24	21 16	12	34	9	29	5	1	Brady
-003	3.25”	3.00”	20 24	21 16	12	34	9	29	10	1	Brady
-004	3.25”	1.50”	20 24	21 16	12	34	9	29	1	2	Brady
-005	3.25”	2.00”	20 24	21 16	12	34	9	29	3	2	Brady
-006	3.25”	3.00”	20 24	21 16	12	34	9	29	10	2	Brady
-007	3.25”	1.63”	20 24	21 16	12	34	9	29	3	1	Brady

## 8.0 DDPF Sample Forms:

	<u>Page</u>
• <b>JSC 733 (DDPF Support Request)</b> .....	142
• <b>JSC 733 Preparation Instructions</b> .....	143
• <b>JSC 733 Sample Form</b> .....	144

**DECAL DESIGN &  
PRODUCTION FACILITY**

# SUPPORT REQUEST

SHUTTLE (STS- _____) <input type="checkbox"/> SPACE STATION <input type="checkbox"/> OTHER		SR NO.
Requested By/Organization	Mail Code	Area Code/Phone Number
Contact Person	Mail Code	Area Code/Phone Number
Drawing/Job Title		
<input type="checkbox"/> Flight Hardware <input type="checkbox"/> Graphic Support <input type="checkbox"/> Ground Support Equipment <input type="checkbox"/> Miscellaneous <input type="checkbox"/> Prototype <input type="checkbox"/> Research/Development <input type="checkbox"/> Mockup/Training		
Payment method <input type="checkbox"/> CCCD/SSCCD <input type="checkbox"/> Purchase Order <input type="checkbox"/> NASA Transfer		
Date Submitted	Due Date	Charge Number
Description ( <i>Flight Hardware requests must include Released Drawings</i> )		
Total	<input type="checkbox"/> TPS/1027 <input type="checkbox"/> Pick Up <input type="checkbox"/> Mail/Fed Exp <input type="checkbox"/> C of C <input type="checkbox"/> Bond Room	
Requester's Department Approval		DDPF Technical Monitor

JSC Form 733 (Jan 93) (MS Word Nov 97)

**JSC Form 733, Support Request Instructions:**

Please check one of the boxes that identifies your request; **Shuttle, Space Station or Other.**

The **SR number** is assigned by the DDPF.

**Requested By/Organization:** Type in name and organization of requester.

**Mail Code:** Type in requester's mail code.

**Phone Number:** Type in requester's area code and phone number.

**Contact Person:** Type in name of person to call if there are any questions regarding the information provided on the 733.

**Mail Code:** Type in contact's mail code.

**Phone Number:** Type in contact's area code and phone number.

**Drawing/Job Title:** Type in the requested flight drawing number and title.

**Flight Hardware, Prototype, Mockup/Training,** etc: Identify what type of decals you are requesting.

**Payment Method:** Contact DDPF for this information.

**Date Submitted:** Type in date you submit your 733 to the DDPF.

**Due Date:** Allow 30 working days from the date you submit the 733 to the DDPF. (The due date is calculated on when the 733 is received in the DDPF and is actually logged into their system).

**Description:** Identify your flight drawing number and any dash numbers that you are requesting. Identify how many decals you are requesting per each dash number. Define how you want to have the decals delivered to you. (Feel free to contact the DDPF for decal pickup and/or delivery information).

**Total:** Define the total number of decals you are requesting.

**Requester's Approval Block:** Requester signs in the approval box when submitting the 733 to the DDPF.

DECAL DESIGN &  
PRODUCTION FACILITY

# SUPPORT REQUEST

SHUTTLE (STS- _____) <input checked="" type="checkbox"/> SPACE STATION <input type="checkbox"/> OTHER		SR NO.										
Requested By/Organization Jane Doe/ZZ1	Mail Code ZZ1	Area Code/Phone Number 281-000-0000										
Contact Person John Doe/ZZ2	Mail Code ZZ2	Area Code/Phone Number 281-000-0000										
Drawing/Job Title SDG32100000/Drawing Decal												
<input checked="" type="checkbox"/> Flight Hardware <input type="checkbox"/> Graphic Support <input type="checkbox"/> Ground Support Equipment <input type="checkbox"/> Miscellaneous <input type="checkbox"/> Prototype <input type="checkbox"/> Research/Development <input type="checkbox"/> Mockup/Training												
Payment method <input type="checkbox"/> CCCD/SSCCD <input type="checkbox"/> Purchase Order <input type="checkbox"/> NASA Transfer												
Date Submitted 8/20/99	Due Date 10/4/99	Charge Number										
Description ( <i>Flight Hardware requests must include Released Drawings</i> ) Provide 6 ea decals per Drawing SDG32100000-001 thru -004 as noted below. Refer to released flight drawing for details. Please call John Doe at 281-000-0000 for immediate pickup upon completion of work.												
<table> <thead> <tr> <th>Dash No.</th> <th>No. Required</th> </tr> </thead> <tbody> <tr> <td>-001</td> <td>6</td> </tr> <tr> <td>-002</td> <td>6</td> </tr> <tr> <td>-003</td> <td>6</td> </tr> <tr> <td>-004</td> <td>6</td> </tr> </tbody> </table>			Dash No.	No. Required	-001	6	-002	6	-003	6	-004	6
Dash No.	No. Required											
-001	6											
-002	6											
-003	6											
-004	6											
Total 24	<input type="checkbox"/> TPS/1027 <input checked="" type="checkbox"/> Pick Up <input type="checkbox"/> Mail/Fed Exp <input type="checkbox"/> C of C <input type="checkbox"/> Bond Room											
Requester's Department Approval Requester's approval signature		DDPF Technical Monitor										

JSC Form 733 (Jan 93) (MS Word Nov 97)

## 9.0 Index of Catalog Drawings

American Flag.....	29
Assy, Generic Alpha-Numeric Labels .....	73
Assy, Subrack Location Code Label For Locker Control Panel ...	74
Assy, Subrack Location Code Labels For ISS Rack Level Structure .....	75
ATV Stowage Label.....	110
Avoid Impact/Collision.....	137
Band Style Cable Identification Label (Vertical).....	65
Band Style Cable Identification Label .....	58
Band Style Cable/Hose End Connection Label (Hor.).....	69
Band Style Cable/Hose End Connection Label (Ver.).....	70
Band Style Cable/Hose End Connection Label.....	56
Band Style Hose Identification Label .....	67
Biohazard Crew Interface Analysis.....	85
Blank Label .....	108
Cable and Hose Labeling Illustration.....	54
Cable and Hose Labeling Illustration.....	63
Canada Logo .....	28
CETA Rail Locator .....	35
Closeout and Access Panel Identifier.....	121
Cold Do Not Touch.....	134
Cold Inside Gloves Must Be Worn .....	133
Color Coding Label.....	53
Connector Panel Identifier .....	39
Corrosives Venting.....	127
Crew Preference Alignment Mark Label .....	60
Crew Preference Location Marking Labels.....	59
Draining/Emptying Toxic Material.....	142
Electrical Hazard.....	130
Electrostatic Discharge Symbol .....	145
Electrostatic Discharge, EVA .....	143
Electrostatic Discharge, IVA.....	144
Emergency Disconnect Label.....	100
Emergency Exit Space Station .....	95
Entanglement .....	136

## 9.0 Index of Catalog Drawings (cont'd)

ESA Logo.....	26
EVA Fluid and Electrical Connector Identification .....	48
EVA Handrail & Handhold.....	41
EVA Interface Equipment Identification .....	44
EVA Interface Equipment Mounting Location ID.....	42
EVA Interface Identification.....	46
Examples of Payload Labels .....	61
Express Ampere Rating Label.....	90
Fire Extinguisher.....	97
Fire Hole .....	93
Fire Port Location Code Label.....	94
Flag Style Cable Identification Label.....	57
Flag Style Cable Identification Label.....	64
Flag Style Cable/Hose End Connection Label.....	55
Flag Style Cable/Hose End Connection Label.....	68
Flag Style Hose Identification Label.....	66
Flame.....	78
Hardware Identification Label .....	51
Hazardous/Non-hazardous Cable Labels .....	84
Hazardous/Non-hazardous Logo.....	81
Hot Do Not Touch.....	135
IMS Cable Label .....	156
IMS Combination Name Labels.....	158
IMS Hose Labels with Flow Direction .....	157
IMS Labels, EVA & IVA.....	153
IMS Rack & Subrack Combination Name Labels .....	162
IMS Stowage Kit Contents Label.....	164
Ionizing Radiation Hazard .....	138
ISS Payload Rack Maintenance Switch .....	102
Keep Out Zone .....	123
Lock Label .....	151
Miscellaneous Arrow Label .....	119
Module Location Coding .....	117
Multi-Egress Label.....	103
NASA Logo .....	25

## 9.0 Index of Catalog Drawings (cont'd)

Next Handrail (HR) Identification .....	33
Nonfunctioning Equipment Instructional Label.....	150
PBA/PFE Advisory Label .....	98
PBA/PFE Door Label.....	99
Pinch Points.....	126
Pocket Assembly, Emergency Exit .....	104
Pocket Assembly, Hardware Label .....	106
Pocket Assembly, Luggage Tag.....	106
Pocket Assembly, Rack Label.....	104
Pocket Assembly, Stowage Tray Picture Decal .....	105
Portable Breathing Apparatus .....	96
Potable Water .....	79
Pressurized Vessel.....	131
Propulsive/Thruster .....	129
Protruding Objects .....	132
Pyrotechnics .....	140
Rack Label Placement Illustration .....	62
Rack Label .....	114
Rack Maintenance Switch.....	101
Rack UIP .....	120
Radio Frequency Radiation Hazard .....	124
Recycle Attention Label.....	109
Recycle .....	77
Reduced Clearance.....	139
Return To Airlock .....	32
RSA Logo .....	27
Russian Flag.....	30
Sensitive To Loading .....	141
Sharp Corners/Edges .....	128
Slidewire Mounting Location Label .....	43
Standoff.....	112
Stored Energy.....	125
System Rack Name Label .....	52
Temperature Control Label .....	92
Tie-Wrap Style Cable/Hose Label .....	71



## 9.0 Index of Catalog Drawings (cont'd)

To Utility with Arrows.....	116
To Utility .....	115
Translation Path Dead End Identification .....	34
Trash Identification Label .....	50
Truss Bay Identification.....	38
Truss Segment Identification .....	31
UOP Safety Label .....	91
Utility Coding Without Hazard Classification .....	88
Utility Coding .....	86
Velcro Strap Wrapping Instructional Label .....	149
Waste Water.....	80
Worksite Interface (WIF) Identification .....	36
Zeus Quarter Turn Fastener Instructional Label .....	148