Rev 1 9/15/00

Preliminary
Ring Layouts for Study 2

J. Gallardo, S. Ozaki, R. Palmer,
B. Parker,D. Trbojevic

Baseline Assumptions

To Soudan	1713	km
Dip angle	7.73	deg
Dip angle	.134	rad
Bearing	303.33	deg
Tunnel diam	10	ft
Cover	20	ft
Burm angle	27	deg
Arc Rad	16	m
Water table	45	ft
Beam dist to table	50	m
Decay len / circ	40	%

vs. decay len / circ

decay/circ %	circ. m	decay m	len m	dh m	hill m	vol yrd^3
40	550	220	252	34	30	250k
35	332	116	148	20	15	50k
30	250	75	107	14	9	15k

(a) decay/circumference 220/550 m = 40 %

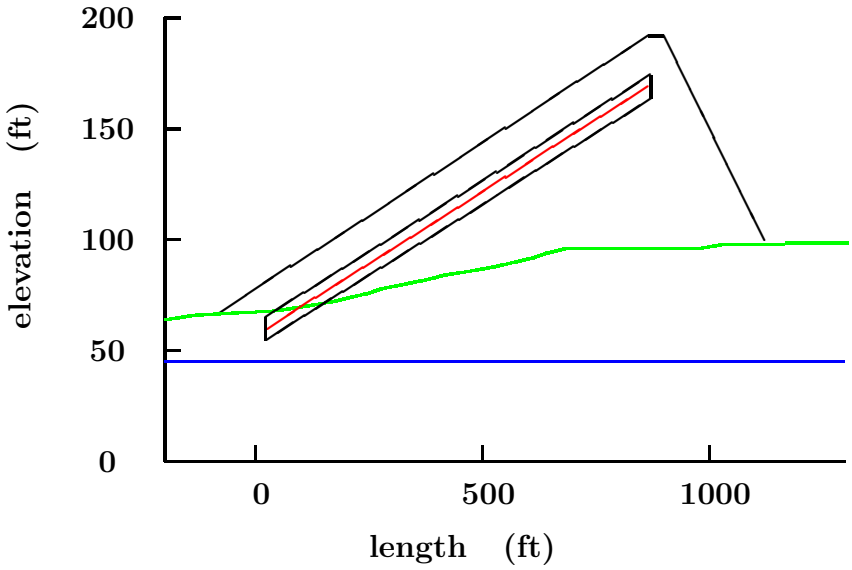

(b) decay/circumference 116/332 m = 35 %

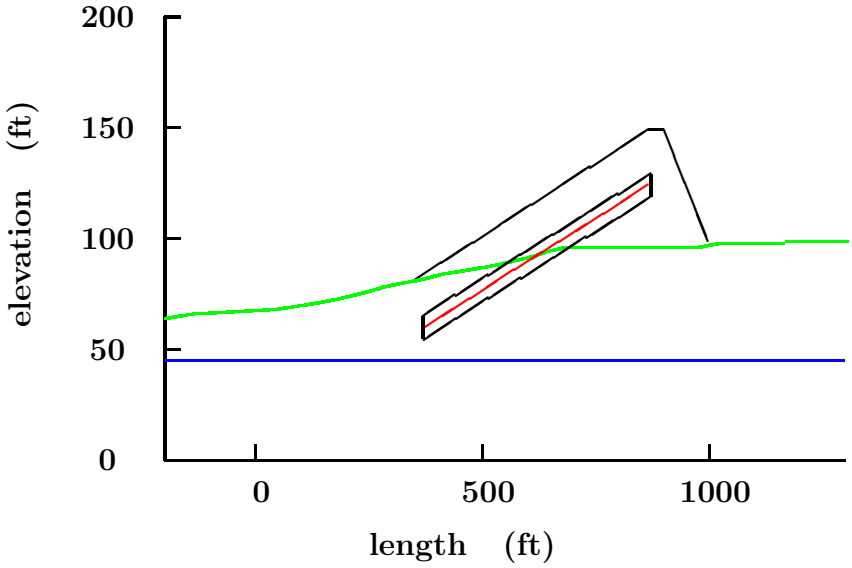

40 % Baseline Case

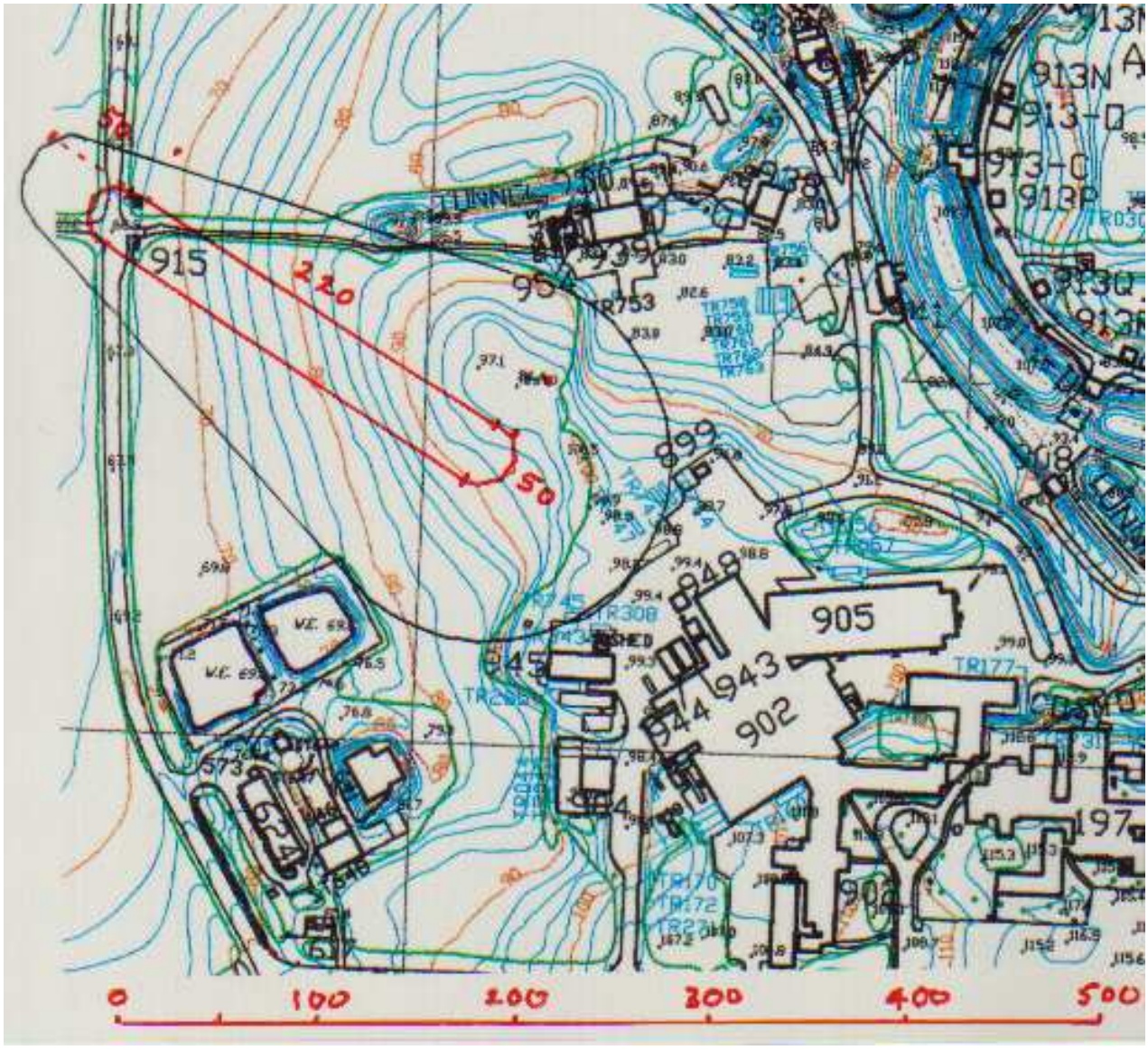

35 % Case

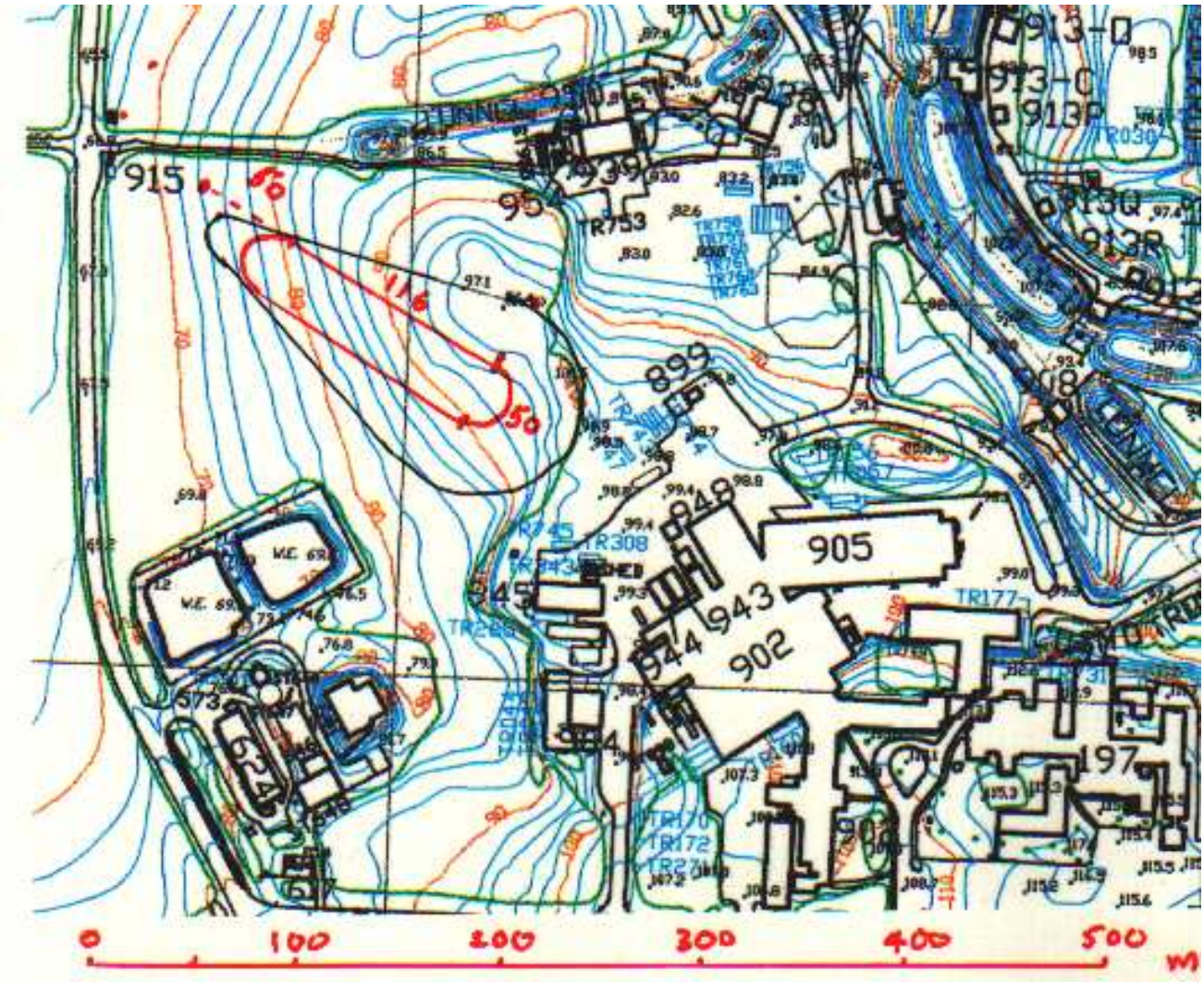

915
954
TR753
899
905
943
902
944
948
197
913-D
913-C
913P
913Q
913R
TR177
TR308
TR170
TR172
0
100
200
300
400
500
m

If BNL to Carlsbad

To Carlsbad	2903	km
Dip angle	13.1	deg
Dip angle	.229	rad
Bearing	267.45	deg

vs. decay len / circ

decay/circ %	circ. m	decay m	len m	dh m	hill m	vol yrd^3
35	332	116	148	34	30	225k
26	210	55	87	20	15	45k