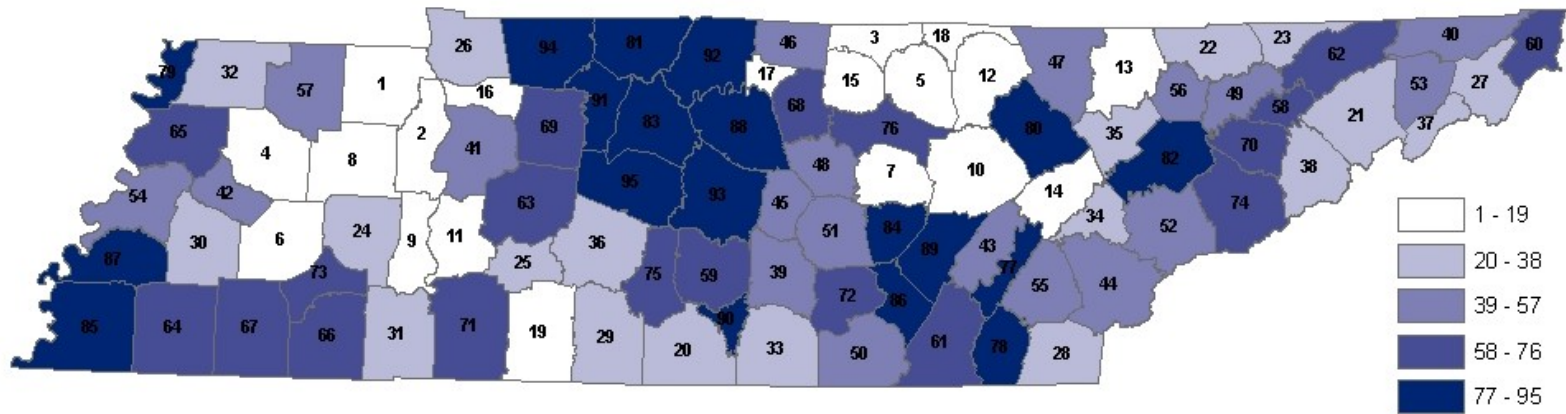


### Male Death Certificate Cases Ranked by Crude Rate



Public Health Assessment: Loudon County Hazardous Air Pollutants

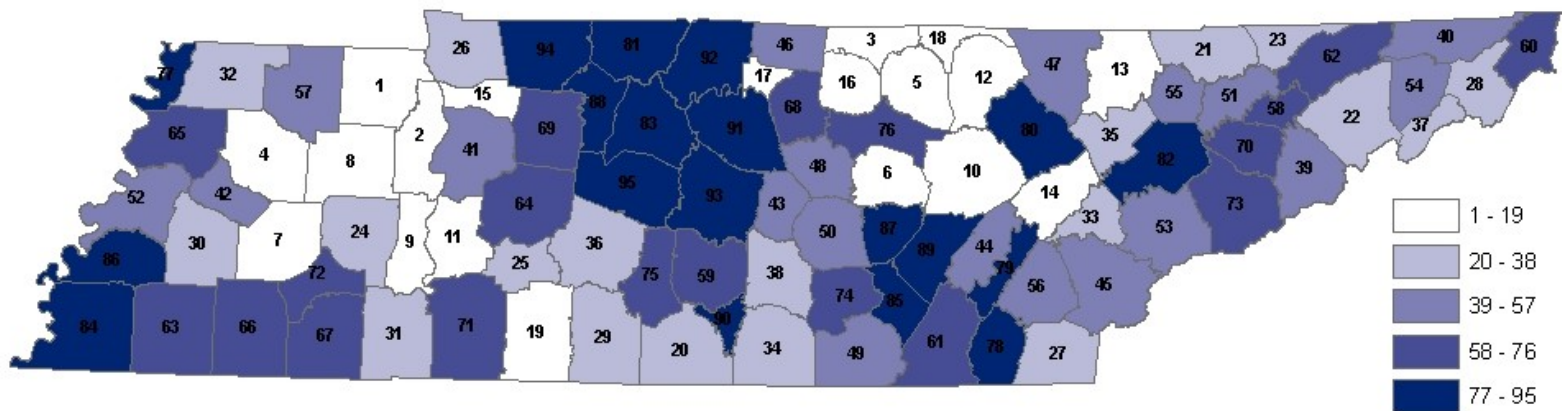
ALL CANCERS MALE DEATHS 1990-2003, Ranked by Crude Rates

County	Rank	Number	Crude Rate
Henry	1	731	361.35 (335.16-387.55)
Benton	2	385	359.50 (323.59-395.41)
Clay	3	185	353.50 (302.56-404.44)
Gibson	4	1056	336.12 (315.85-356.4)
Overton	5	436	333.92 (302.58-365.26)
Madison	6	536	333.10 (304.9-361.3)
White	7	498	332.41 (303.22-361.61)
Carroll	8	643	332.16 (306.49-357.84)
Decatur	9	250	327.88 (287.24-368.53)
Cumberland	10	939	326.04 (305.19-346.9)
Perry	11	163	325.32 (275.38-375.27)
Fentress	12	342	313.85 (280.59-347.11)
Campbell	13	795	310.83 (289.22-332.43)
Roane	14	1053	308.79 (290.14-327.44)
Jackson	15	218	308.33 (267.4-349.26)
Houston	16	164	307.00 (260.01-353.98)
Trousdale	17	139	303.79 (253.28-354.29)
Pickett	18	99	302.36 (245.75-368.12)
Lawrence	19	787	301.79 (280.7-322.87)
Lincoln	20	608	298.70 (274.96-322.45)
Greene	21	1217	298.03 (281.29-314.78)
Claiborne	22	576	297.71 (273.39-322.02)
Hancock	23	138	296.86 (247.33-346.39)
Henderson	24	478	295.60 (269.1-322.1)
Lewis	25	216	293.43 (254.3-332.57)
Stewart	26	229	292.31 (254.45-330.17)
Carter	27	1081	290.26 (272.96-307.56)
Polk	28	303	290.01 (257.36-322.67)
Giles	29	556	289.52 (265.45-313.58)
Haywood	30	373	289.38 (260.01-318.75)
Hardin	31	489	289.22 (263.58-314.85)
Obion	32	625	288.56 (265.94-311.19)

County	Rank	Number	Crude Rate
Franklin	33	743	288.01 (267.3-308.72)
Loudon	34	712	287.91 (266.76-309.06)
Anderson	35	1359	286.96 (271.7-302.21)
Maury	36	524	286.79 (262.23-311.34)
Unicoi	37	334	285.72 (255.08-316.36)
Cocke	38	616	284.70 (262.22-307.19)
Coffee	39	875	284.10 (265.28-302.93)
Sullivan	40	2872	283.37 (273-293.73)
Humphreys	41	332	282.22 (251.86-312.58)
Crockett	42	264	279.91 (246.14-313.68)
Rhea	43	508	277.15 (253.05-301.25)
Monroe	44	676	276.93 (256.05-297.8)
Cannon	45	225	276.19 (240.1-312.28)
Macon	46	862	274.43 (256.11-292.75)
Scott	47	376	271.54 (244.1-298.99)
DeKalb	48	297	267.18 (236.8-297.57)
Grainger	49	358	266.62 (239.01-294.24)
Marion	50	339	265.76 (237.47-294.05)
Warren	51	658	264.78 (244.55-285.02)
Blount	52	1766	263.29 (251.01-275.56)
Washington	53	1824	262.76 (250.7-274.82)
Lauderdale	54	483	262.08 (238.71-285.45)
McMinn	55	448	262.04 (237.77-286.3)
Union	56	294	260.59 (230.8-290.38)
Weakley	57	595	260.57 (239.63-281.5)
Hamblen	58	986	260.06 (243.82-276.29)
Bedford	59	617	255.11 (234.98-275.24)
Johnson	60	313	254.47 (226.28-282.67)
Hamilton	61	5037	251.12 (244.18-258.05)
Hawkins	62	859	250.69 (233.92-267.45)
Hickman	63	370	249.12 (223.74-274.51)
Fayette	64	460	248.67 (225.94-271.39)

County	Rank	Number	Crude Rate
Dyer	65	602	248.05 (228.23-267.87)
McNairy	66	1074	243.13 (228.59-257.68)
Hardeman	67	465	242.95 (220.86-265.03)
Smith	68	269	242.61 (213.61-271.6)
Dickson	69	662	241.8 (223.38-260.22)
Jefferson	70	664	241.73 (223.34-260.12)
Wayne	71	292	241.43 (213.74-269.12)
Grundy	72	230	240.76 (209.65-271.88)
Chester	73	236	240.56 (209.87-271.25)
Sevier	74	1052	240.51 (225.98-255.04)
Marshall	75	1372	236.13 (223.63-248.62)
Putnam	76	956	235.38 (220.46-250.3)
Meigs	77	163	233.84 (197.94-269.74)
Bradley	78	1302	231.30 (218.73-243.86)
Lake	79	149	230.29 (193.31-267.27)
Morgan	80	317	225.04 (200.27-249.81)
Robertson	81	761	222.10 (206.32-237.88)
Knox	82	5491	220.67 (214.84-226.51)
Davidson	83	7987	214.79 (210.08-219.5)
Van Buren	84	79	212.71 (168.4-265.1)
Shelby	85	12359	211.45 (207.72-215.17)
Sequatchie	86	151	210.71 (177.1-244.31)
Tipton	87	663	208.89 (192.99-224.79)
Wilson	88	1140	203.86 (192.03-215.69)
Bledsoe	89	176	203.64 (173.56-233.73)
Moore	90	76	202.95 (159.9-254.02)
Cheatham	91	465	202.40 (184-220.79)
Sumner	92	1596	192.61 (183.16-202.06)
Rutherford	93	1808	163.59 (156.05-171.13)
Montgomery	94	1361	157.18 (148.83-165.53)
Williamson	95	1099	146.23 (137.58-154.88)
Tennessee		88307	240.36 (238.78-241.95)

### Male Death Certificate Cases Ranked by Mean Rate



Public Health Assessment: Loudon County Hazardous Air Pollutants

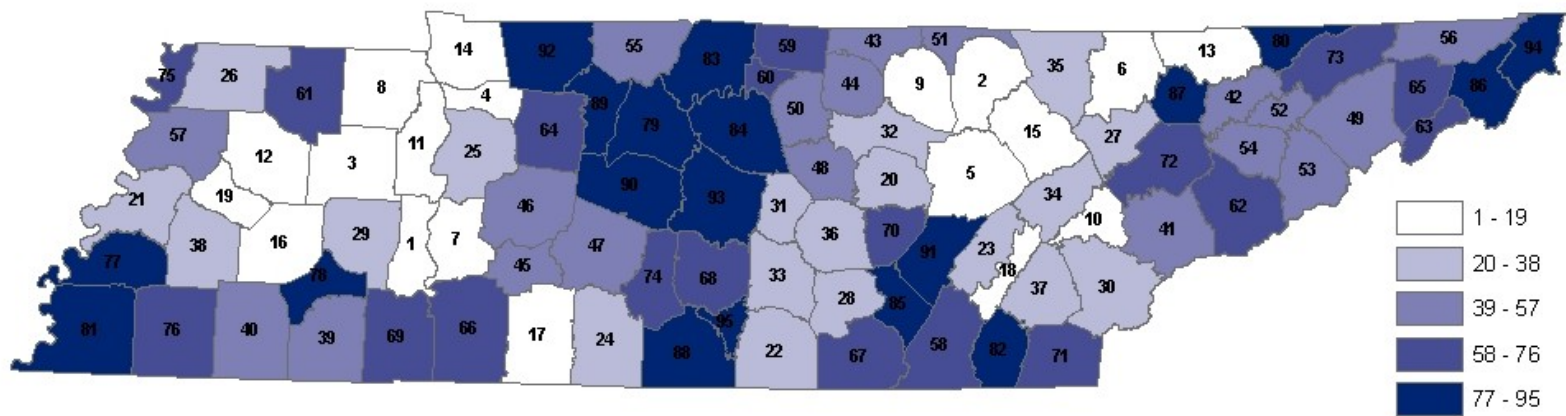
ALL CANCERS MALE DEATHS 1990-2003, Ranked by Mean Rates

County	Rank	Number	Mean Rate
Henry	1	731	360.82 (334.67-386.98)
Benton	2	385	360.61 (324.59-396.64)
Clay	3	185	354.51 (303.43-405.6)
Gibson	4	1056	336.10 (315.83-356.37)
Overton	5	436	333.58 (302.27-364.89)
White	6	498	332.92 (303.68-362.16)
Madison	7	536	332.89 (304.71-361.07)
Carroll	8	643	331.92 (306.27-357.58)
Decatur	9	250	328.07 (287.4-368.73)
Cumberland	10	939	325.40 (304.58-346.21)
Perry	11	163	324.15 (274.39-373.91)
Fentress	12	342	313.32 (280.11-346.53)
Campbell	13	795	310.19 (288.63-331.75)
Roane	14	1053	308.40 (289.77-327.03)
Houston	15	164	306.96 (259.98-353.94)
Jackson	16	218	305.80 (265.21-346.4)
Trousdale	17	139	303.79 (253.29-354.29)
Pickett	18	99	301.92 (245.39-367.58)
Lawrence	19	787	301.71 (280.63-322.79)
Lincoln	20	608	298.52 (274.79-322.25)
Claiborne	21	576	297.51 (273.22-321.81)
Greene	22	1217	296.99 (280.3-313.67)
Hancock	23	138	296.71 (247.2-346.21)
Henderson	24	478	295.46 (268.97-321.94)
Lewis	25	216	294.20 (254.97-333.43)
Stewart	26	229	292.57 (254.68-330.46)
Polk	27	303	291.50 (258.67-324.32)
Carter	28	1081	290.41 (273.1-307.72)
Giles	29	556	289.94 (265.84-314.05)
Haywood	30	373	289.48 (260.1-318.86)
Hardin	31	489	288.87 (263.26-314.47)
Obion	32	625	288.23 (265.63-310.83)

County	Rank	Number	Mean Rate
Loudon	33	712	287.98 (266.82-309.13)
Franklin	34	743	287.41 (266.75-308.08)
Anderson	35	1359	286.77 (271.52-302.01)
Maury	36	524	285.86 (261.39-310.34)
Unicoi	37	334	285.49 (254.87-316.1)
Coffee	38	875	284.48 (265.63-303.33)
Cocke	39	616	283.55 (261.15-305.94)
Sullivan	40	2872	283.01 (272.66-293.36)
Humphreys	41	332	281.19 (250.94-311.43)
Crockett	42	264	280.62 (246.77-314.48)
Cannon	43	225	277.68 (241.4-313.96)
Rhea	44	508	277.31 (253.2-301.43)
Monroe	45	676	277.18 (256.29-298.08)
Macon	46	862	273.74 (255.47-292.01)
Scott	47	376	272.61 (245.06-300.17)
DeKalb	48	297	270.53 (239.76-301.3)
Marion	49	339	268.41 (239.84-296.98)
Warren	50	658	266.42 (246.06-286.78)
Grainger	51	358	265.43 (237.93-292.92)
Lauderdale	52	483	264.10 (240.55-287.65)
Blount	53	1766	262.73 (250.48-274.98)
Washington	54	1824	262.51 (250.46-274.55)
Union	55	294	262.01 (232.06-291.96)
McMinn	56	448	261.76 (237.52-286)
Weakley	57	595	260.99 (240.02-281.96)
Hamblen	58	986	259.83 (243.61-276.05)
Bedford	59	617	255.80 (235.62-275.99)
Johnson	60	313	253.24 (225.19-281.3)
Hamilton	61	5037	251.15 (244.21-258.09)
Hawkins	62	859	250.49 (233.74-267.24)
Fayette	63	460	249.20 (226.43-271.98)
Hickman	64	370	248.59 (223.26-273.93)

County	Rank	Number	Mean Rate
Dyer	65	602	248.37 (228.53-268.21)
Hardeman	66	465	245.11 (222.83-267.39)
McNairy	67	1074	244.73 (230.09-259.36)
Smith	68	269	244.59 (215.36-273.81)
Dickson	69	662	243.95 (225.37-262.54)
Jefferson	70	664	243.02 (224.53-261.5)
Wayne	71	292	242.64 (214.81-270.47)
Chester	72	236	239.78 (209.18-270.37)
Sevier	73	1052	239.70 (225.22-254.19)
Grundy	74	230	239.64 (208.67-270.61)
Marshall	75	1372	237.37 (224.81-249.93)
Putnam	76	956	235.32 (220.4-250.24)
Lake	77	149	233.08 (195.65-270.5)
Bradley	78	1302	231.89 (219.3-244.49)
Meigs	79	163	230.21 (194.87-265.56)
Morgan	80	317	226.16 (201.27-251.06)
Robertson	81	761	224.01 (208.09-239.92)
Knox	82	5491	220.98 (215.13-226.82)
Davidson	83	7987	215.14 (210.42-219.86)
Shelby	84	12359	211.81 (208.08-215.55)
Sequatchie	85	151	211.27 (177.57-244.97)
Tipton	86	663	209.81 (193.84-225.78)
Van Buren	87	79	209.56 (165.91-261.17)
Cheatham	88	465	204.39 (185.81-222.97)
Bledsoe	89	176	204.18 (174.01-234.35)
Moore	90	76	202.83 (159.81-253.88)
Wilson	91	1140	202.26 (190.52-214)
Sumner	92	1596	191.88 (182.47-201.3)
Rutherford	93	1808	164.86 (157.26-172.46)
Montgomery	94	1361	157.54 (149.17-165.9)
Williamson	95	1099	146.38 (137.73-155.04)
Tennessee		88307	240.59 (239-242.17)

### Male In-Patient Cases Ranked by Crude Rate



Public Health Assessment: Loudon County Hazardous Air Pollutants

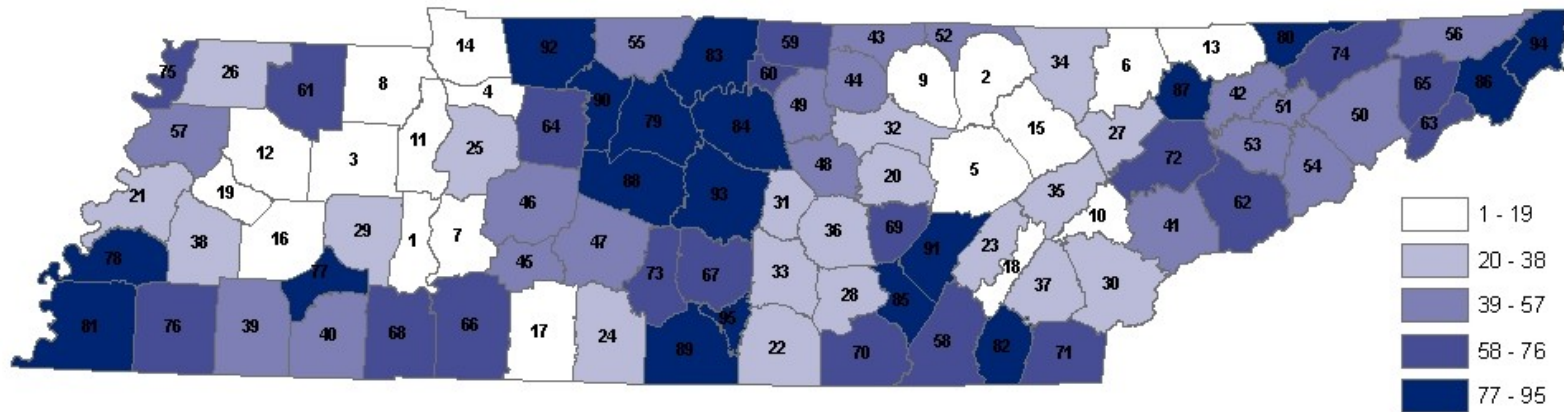
ALL CANCERS MALE IN-PATIENTS 1997-2003, Ranked by Crude Rates

County	Rank	Number	Crude Rate
Decatur	1	432	1089.09 (986.39-1191.8)
Fentress	2	607	1066.84 (981.97-1151.71)
Carroll	3	1015	1026.05 (962.93-1089.17)
Houston	4	287	1025.07 (906.48-1143.67)
Cumberland	5	1589	1006.89 (957.39-1056.4)
Campbell	6	1310	979.89 (926.82-1032.95)
Perry	7	254	962.27 (843.93-1080.61)
Henry	8	1003	957.73 (898.46-1017)
Overton	9	649	947.43 (874.54-1020.32)
Loudon	10	1235	928.94 (877.13-980.75)
Benton	11	510	911.82 (832.68-990.96)
Gibson	12	1441	903.79 (857.13-950.46)
Claiborne	13	887	882.17 (824.12-940.23)
Stewart	14	368	861.97 (773.9-950.04)
Morgan	15	624	847.22 (780.74-913.69)
Madison	16	702	844.46 (781.99-906.93)
Lawrence	17	1129	832.75 (784.17-881.33)
Meigs	18	318	826.62 (735.76-917.47)
Crockett	19	404	826.01 (745.46-906.55)
White	20	646	817.28 (754.25-880.3)
Lauderdale	21	794	808.89 (752.63-865.16)
Franklin	22	1068	799.54 (751.59-847.49)
Rhea	23	764	793.37 (737.11-849.63)
Giles	24	785	785.98 (731-840.97)
Humphreys	25	483	784.98 (714.98-854.99)
Obion	26	858	783.21 (730.8-835.62)
Anderson	27	1839	771.61 (736.34-806.88)
Grundy	28	380	771.59 (694.01-849.17)
Henderson	29	656	767.34 (708.62-826.06)
Monroe	30	1017	765.93 (718.85-813)
Cannon	31	332	762.18 (680.2-844.17)
Putnam	32	1642	758.42 (721.74-795.11)

County	Rank	Number	Crude Rate
Coffee	33	1226	751 (708.96-793.04)
Roane	34	1319	749.37 (708.93-789.81)
Scott	35	545	748.05 (685.25-810.86)
Warren	36	975	743.41 (696.74-790.07)
McMinn	37	674	738.49 (682.74-794.25)
Haywood	38	474	731.50 (665.65-797.36)
McNairy	39	1731	731.31 (696.85-765.76)
Hardeman	40	763	730.58 (678.74-782.42)
Blount	41	2607	730.00 (701.98-758.03)
Grainger	42	521	727.35 (664.89-789.81)
Clay	43	195	724.21 (622.56-825.86)
Jackson	44	270	716.60 (631.12-802.08)
Lewis	45	280	715.20 (631.43-798.97)
Hickman	46	581	709.46 (651.77-767.15)
Maury	47	669	705.94 (652.45-759.44)
DeKalb	48	423	705.49 (638.26-772.73)
Greene	49	1502	704.64 (669.01-740.28)
Smith	50	424	703.55 (636.58-770.52)
Pickett	51	118	696.95 (571.19-822.7)
Hamblen	52	1392	696.92 (660.31-733.53)
Cocke	53	790	694.11 (645.71-742.51)
Jefferson	54	1054	693.22 (651.37-735.07)
Robertson	55	1301	690.71 (653.17-728.24)
Sullivan	56	3518	680.74 (658.24-703.23)
Dyer	57	844	676.40 (630.77-722.04)
Hamilton	58	6916	671.94 (656.1-687.77)
Macon	59	1089	660.07 (620.87-699.28)
Trousdale	60	162	657.65 (556.38-758.93)
Weakley	61	777	657.40 (611.17-703.62)
Sevier	62	1582	654.87 (622.6-687.14)
Unicoi	63	392	652.43 (587.84-717.02)
Dickson	64	948	643.10 (602.17-684.04)

County	Rank	Number	Crude Rate
Washington	65	2331	639.28 (613.33-665.23)
Wayne	66	413	637.79 (576.28-699.3)
Marion	67	443	637.03 (577.71-696.36)
Bedford	68	828	635.81 (592.5-679.12)
Hardin	69	559	635.26 (582.59-687.92)
Van Buren	70	122	634.95 (522.28-747.63)
Polk	89	349	632.26 (565.92-698.59)
Knox	71	8125	627.88 (614.23-641.53)
Hawkins	72	1130	624.11 (587.72-660.5)
Marshall	73	1912	623.68 (595.72-651.63)
Lake	74	205	608.53 (525.23-691.83)
Fayette	75	590	600.28 (551.84-648.72)
Tipton	76	1046	596.69 (560.53-632.85)
Chester	77	314	595.58 (529.7-661.45)
Davidson	78	11318	584.62 (573.85-595.39)
Hancock	79	135	581.80 (483.65-679.94)
Shelby	80	17320	577.53 (568.93-586.13)
Bradley	81	1651	550.92 (524.35-577.5)
Sumner	82	2440	546.91 (525.21-568.61)
Wilson	83	1624	532.30 (506.41-558.19)
Sequatchie	84	198	507.56 (436.86-578.26)
Carter	85	959	499.62 (468-531.25)
Union	86	305	494.54 (439.03-550.04)
Lincoln	87	519	490.27 (448.09-532.45)
Cheatham	88	615	490.21 (451.47-528.96)
Williamson	90	2113	489.93 (469.04-510.82)
Bledsoe	91	207	442.61 (382.31-502.91)
Montgomery	92	1896	401.48 (383.41-419.55)
Rutherford	93	2428	385.73 (370.39-401.07)
Johnson	94	234	358.18 (312.28-404.07)
Moore	95	58	293.85 (223.13-379.87)
Tennessee		124802	645.22 (641.64-648.8)

### Male In-Patient Cases Ranked by Mean Rate



Public Health Assessment: Loudon County Hazardous Air Pollutants

ALL CANCERS MALE IN-PATIENTS 1997-2003, Ranked by Mean Rates

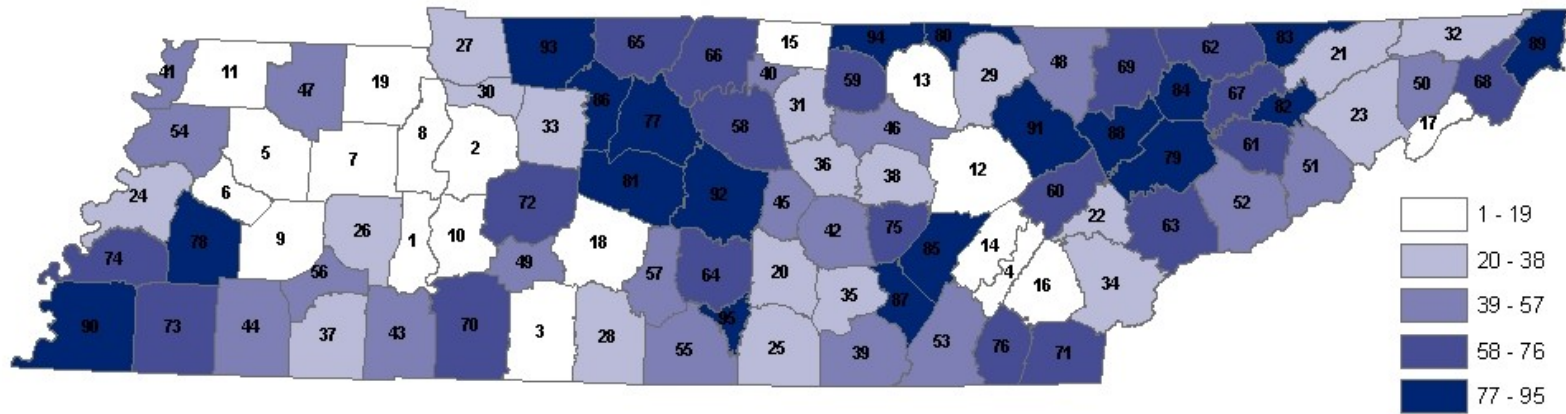
County	Rank	Number	Mean Rate
Decatur	1	432	1088.23 (985.61-1190.85)
Fentress	2	607	1063.81 (979.18-1148.44)
Carroll	3	1015	1026.54 (963.39-1089.7)
Houston	4	287	1025.29 (906.67-1143.91)
Cumberland	5	1589	1006.19 (956.71-1055.66)
Campbell	6	1310	979.92 (926.85-1032.98)
Perry	7	254	962.14 (843.81-1080.46)
Henry	8	1003	957.02 (897.79-1016.25)
Overton	9	649	946.53 (873.7-1019.35)
Loudon	10	1235	930.47 (878.57-982.36)
Benton	11	510	911.68 (832.55-990.8)
Gibson	12	1441	903.97 (857.29-950.64)
Claiborne	13	887	881.17 (823.18-939.16)
Stewart	14	368	858.72 (770.98-946.46)
Morgan	15	624	847.34 (780.85-913.82)
Madison	16	702	843.96 (781.52-906.39)
Lawrence	17	1129	833.26 (784.65-881.86)
Meigs	18	318	828.63 (737.56-919.71)
Crockett	19	404	824.81 (744.38-905.24)
White	20	646	817.11 (754.1-880.12)
Lauderdale	21	794	811.71 (755.25-868.18)
Franklin	22	1068	800.30 (752.3-848.3)
Rhea	23	764	793.77 (737.48-850.05)
Giles	24	785	786.08 (731.09-841.07)
Humphreys	25	483	784.99 (714.98-855)
Obion	26	858	782.69 (730.32-835.06)
Anderson	27	1839	771.53 (736.27-806.79)
Grundy	28	380	770.82 (693.32-848.32)
Henderson	29	656	768.58 (709.76-827.39)
Monroe	30	1017	765.69 (718.63-812.75)
Cannon	31	332	762.70 (680.66-844.74)
Putnam	32	1642	758.55 (721.86-795.24)

County	Rank	Number	Mean Rate
Coffee	33	1226	749.52 (707.56-791.48)
Scott	34	545	749.26 (686.35-812.16)
Roane	35	1319	749.15 (708.72-789.58)
Warren	36	975	744.02 (697.32-790.72)
McMinn	37	674	738.20 (682.47-793.93)
Haywood	38	474	731.50 (665.64-797.35)
Hardeman	39	763	731.49 (679.59-783.4)
McNairy	40	1731	730.42 (696.01-764.83)
Blount	41	2607	729.94 (701.92-757.96)
Grainger	42	521	727.35 (664.89-789.81)
Clay	43	195	724.14 (622.5-825.78)
Jackson	44	270	715.78 (630.4-801.16)
Lewis	45	280	714.80 (631.07-798.52)
Hickman	46	581	708.91 (651.26-766.55)
Maury	47	669	706.35 (652.82-759.88)
DeKalb	48	423	705.90 (638.63-773.17)
Smith	49	424	705.23 (638.1-772.35)
Greene	50	1502	704.62 (668.99-740.26)
Hamblen	51	1392	696.73 (660.13-733.34)
Pickett	52	118	695.74 (570.21-821.28)
Jefferson	53	1054	693.54 (651.67-735.41)
Cocke	54	790	693.36 (645.01-741.71)
Robertson	55	1301	690.29 (652.78-727.8)
Sullivan	56	3518	680.78 (658.28-703.27)
Dyer	57	844	676.62 (630.97-722.26)
Hamilton	58	6916	671.88 (656.04-687.71)
Macon	59	1089	659.61 (620.43-698.78)
Trousdale	60	162	659.42 (557.88-760.97)
Weakley	61	777	657.32 (611.1-703.54)
Sevier	62	1582	653.68 (621.46-685.89)
Unicoi	63	392	652.80 (588.18-717.43)
Dickson	64	948	644.08 (603.08-685.08)

County	Rank	Number	Mean Rate
Washington	65	2331	639.86 (613.89-665.84)
Wayne	66	413	637.81 (576.3-699.33)
Bedford	67	828	636.64 (593.28-680)
Hardin	68	559	635.92 (583.21-688.64)
Van Buren	69	122	635.08 (522.38-747.77)
Marion	70	443	634.76 (575.65-693.87)
Polk	71	349	631.63 (565.36-697.89)
Knox	72	8125	628.03 (614.37-641.69)
Marshall	73	1912	623.77 (595.81-651.73)
Hawkins	74	1130	623.47 (587.12-659.82)
Lake	75	205	608.47 (525.18-691.77)
Fayette	76	590	599.86 (551.45-648.26)
Chester	77	314	598.31 (532.13-664.49)
Tipton	78	1046	597.17 (560.98-633.36)
Davidson	79	11318	585.00 (574.22-595.78)
Hancock	80	135	581.68 (483.55-679.8)
Shelby	81	17320	577.80 (569.2-586.41)
Bradley	82	1651	551.11 (524.53-577.7)
Sumner	83	2440	544.82 (523.2-566.43)
Wilson	84	1624	532.40 (506.51-558.3)
Sequatchie	85	198	508.73 (437.87-579.59)
Carter	86	959	499.49 (467.88-531.1)
Union	87	305	494.56 (439.05-550.06)
Williamson	88	2113	491.43 (470.47-512.38)
Lincoln	89	519	489.71 (447.58-531.84)
Cheatham	90	615	489.67 (450.97-528.37)
Bledsoe	91	207	441.73 (381.55-501.91)
Montgomery	92	1896	401.60 (383.53-419.68)
Rutherford	93	2428	384.94 (369.62-400.25)
Johnson	94	234	358.03 (312.16-403.91)
Moore	95	58	295.74 (224.57-382.31)
Tennessee		124802	645.38 (641.8-648.96)



### Male Out-Patient Cases Ranked by Crude Rate



Public Health Assessment: Loudon County Hazardous Air Pollutants

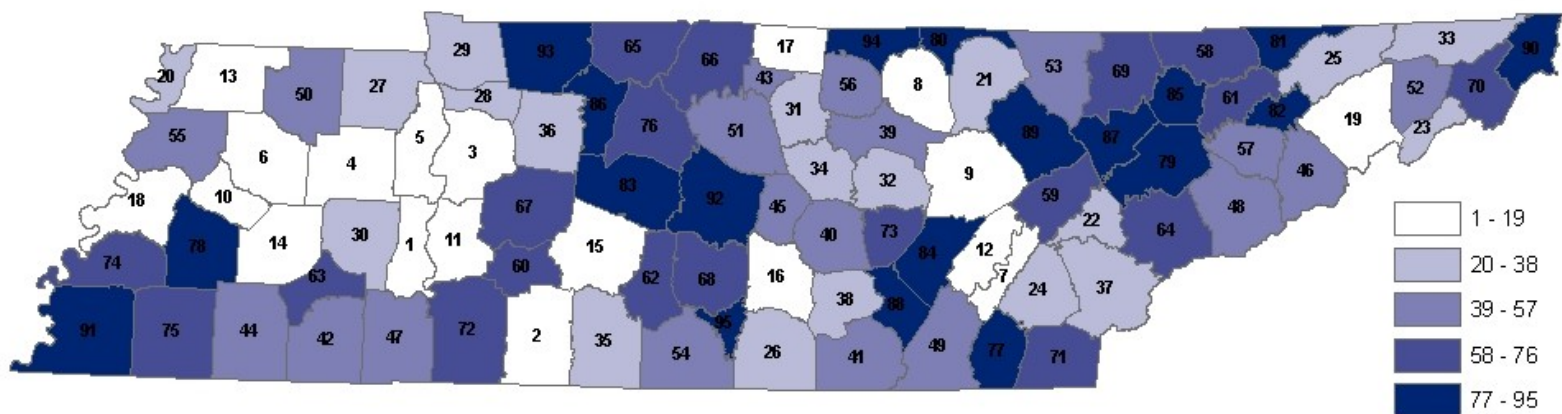
ALL CANCERS MALE OUT-PATIENTS 1998-2003, Ranked by Crude Rates

County	Rank	Number	Crude Rate
Decatur	1	335	982.23 (877.05-1087.42)
Humphreys	2	405	764.05 (689.64-838.46)
Lawrence	3	876	750.88 (701.16-800.61)
Meigs	4	238	714.31 (623.56-805.06)
Gibson	5	974	712.39 (667.65-757.13)
Crockett	6	295	699.73 (619.88-779.58)
Carroll	7	579	680.90 (625.44-736.37)
Benton	8	327	680.09 (606.37-753.8)
Madison	9	478	667.19 (607.38-727)
Perry	10	150	660.71 (554.97-766.44)
Obion	11	614	652.40 (600.8-704)
Cumberland	12	889	650.65 (607.88-693.42)
Overton	13	382	646.87 (582-711.73)
Rhea	14	535	645.37 (590.68-700.06)
Macon	15	890	625.74 (584.63-666.85)
McMinn	16	484	614.03 (559.32-668.73)
Unicoi	17	317	613.54 (546-681.09)
Maury	18	499	611.74 (558.06-665.41)
Henry	19	545	604.80 (554.03-655.58)
Coffee	20	839	595.74 (555.43-636.05)
Hawkins	21	926	592.24 (554.1-630.39)
Loudon	22	677	589.60 (545.18-634.01)
Greene	23	1084	589.35 (554.27-624.44)
Lauderdale	24	497	586.10 (534.57-637.63)
Franklin	25	672	584.69 (540.48-628.9)
Henderson	26	430	582.71 (527.63-637.79)
Stewart	27	212	572.80 (495.7-649.91)
Giles	28	491	571.08 (520.57-621.6)
Fentress	29	276	562.65 (496.27-629.03)
Houston	30	135	560.72 (466.14-655.31)
Smith	31	293	560.67 (496.47-624.87)
Sullivan	32	2442	550.71 (528.86-572.55)

County	Rank	Number	Crude Rate
Dickson	33	697	546.45 (505.88-587.02)
Monroe	34	623	540.60 (498.15-583.05)
Grundy	35	229	540.48 (470.47-610.48)
DeKalb	36	278	536.02 (473.01-599.03)
McNairy	37	1086	531.74 (500.11-563.36)
White	38	362	531.06 (476.35-585.76)
Marion	39	318	527.63 (469.63-585.62)
Trousdale	40	111	520.78 (423.9-617.67)
Lake	41	149	517.36 (434.29-600.43)
Warren	42	584	515.94 (474.09-557.78)
Hardin	43	389	513.46 (462.44-564.49)
Hardeman	44	465	513.44 (466.77-560.11)
Cannon	45	193	513.09 (440.7-585.48)
Putnam	46	957	512.01 (479.57-544.45)
Weakley	47	516	507.41 (463.63-551.2)
Scott	48	315	501.08 (445.75-556.42)
Lewis	49	167	495.06 (419.98-570.15)
Washington	50	1553	494.36 (469.77-518.94)
Cocke	51	484	493.19 (449.25-537.13)
Sevier	52	1033	492.66 (462.61-522.7)
Hamilton	53	4295	485.78 (471.25-500.31)
Dyer	54	515	480.00 (438.54-521.45)
Lincoln	55	436	477.89 (433.03-522.75)
Chester	56	217	476.42 (413.03-539.81)
Marshall	57	1256	474.6 (448.35-500.85)
Wilson	58	1242	469.36 (443.26-495.46)
Jackson	59	152	467.13 (392.87-541.39)
Roane	60	705	465.98 (431.58-500.37)
Jefferson	61	612	464.3 (427.51-501.08)
Claiborne	62	398	459.24 (414.12-504.36)
Blount	63	1413	458.16 (434.27-482.05)
Bedford	64	508	450.59 (411.4-489.77)

County	Rank	Number	Crude Rate
Robertson	65	735	449.89 (417.37-482.42)
Sumner	66	1712	443.9 (422.87-464.93)
Grainger	67	273	441.1 (388.77-493.42)
Carter	68	719	435.5 (403.67-467.33)
Campbell	69	499	433.36 (395.34-471.39)
Wayne	70	238	427.45 (373.14-481.76)
Polk	71	203	426.37 (367.72-485.03)
Hickman	72	300	421.98 (374.23-469.73)
Fayette	73	353	414.49 (371.25-457.73)
Tipton	74	628	412.94 (380.64-445.23)
Van Buren	75	67	406.23 (314.83-515.9)
Bradley	76	1036	400.64 (376.24-425.04)
Davidson	77	6399	384.35 (374.93-393.77)
Haywood	78	211	380.43 (329.1-431.76)
Knox	79	4167	374.5 (363.13-385.87)
Pickett	80	54	370.07 (278-482.85)
Williamson	81	1362	361.43 (342.24-380.63)
Hamblen	82	618	358.66 (330.38-386.93)
Hancock	83	71	357 (278.82-450.3)
Union	84	189	353.72 (303.29-404.15)
Bledsoe	85	141	348.4 (290.89-405.9)
Cheatham	86	356	327.99 (293.92-362.06)
Sequatchie	87	111	327.81 (266.83-388.8)
Anderson	88	645	315.91 (291.53-340.3)
Johnson	89	176	312.91 (266.68-359.14)
Shelby	90	7726	299.52 (292.84-306.2)
Morgan	91	189	297.96 (255.48-340.44)
Rutherford	92	1503	274.21 (260.34-288.07)
Montgomery	93	1055	258.28 (242.69-273.86)
Clay	94	58	250.54 (190.25-323.88)
Moore	95	40	235.36 (168.15-320.5)
Tennessee		73120	438.43 (435.25-441.61)

### Male Out-Patient Cases Ranked by Mean Rate



Public Health Assessment: Loudon County Hazardous Air Pollutants

ALL CANCERS MALE OUT-PATIENTS 1998-2003, Ranked by Mean Rates

County	Rank	Number	Mean Rate
Decatur	1	335	761.86 (680.28-843.45)
Lawrence	2	876	666.67 (622.52-710.82)
Humphreys	3	405	653.47 (589.82-717.11)
Carroll	4	579	608.54 (558.97-658.1)
Benton	5	327	603.71 (538.27-669.14)
Gibson	6	974	602.31 (564.48-640.14)
Meigs	7	238	597.50 (521.59-673.41)
Overton	8	382	593.28 (533.78-652.77)
Cumberland	9	889	582.12 (543.85-620.38)
Crockett	10	295	577.61 (511.69-643.52)
Perry	11	150	576.92 (484.59-669.24)
Rhea	12	535	566.60 (518.59-614.61)
Obion	13	614	550.91 (507.34-594.49)
Madison	14	478	548.74 (499.55-597.94)
Maury	15	499	534.75 (487.83-581.67)
Coffee	16	839	529.36 (493.54-565.19)
Macon	17	890	527.89 (493.21-562.57)
Lauderdale	18	497	520.17 (474.44-565.9)
Greene	19	1084	518.17 (487.32-549.02)
Lake	20	149	517.50 (434.41-600.6)
Fentress	21	276	514.99 (454.24-575.75)
Loudon	22	677	512.91 (474.27-551.54)
Unicoi	23	317	512.86 (456.4-569.31)
McMinn	24	484	512.57 (466.91-558.24)
Hawkins	25	926	512.50 (479.49-545.51)
Franklin	26	672	510.33 (471.75-548.92)
Henry	27	545	502.86 (460.64-545.08)
Houston	28	135	493.79 (410.49-577.08)
Stewart	29	212	493.44 (427.01-559.86)
Henderson	30	430	493.18 (446.57-539.8)
Smith	31	293	489.56 (433.5-545.61)
White	32	362	487.59 (437.36-537.82)

County	Rank	Number	Mean Rate
Sullivan	33	2442	487.03 (467.72-506.35)
DeKalb	34	278	482.71 (425.97-539.45)
Giles	35	491	482.50 (439.82-525.18)
Dickson	36	697	478.49 (442.97-514.01)
Monroe	37	623	477.45 (439.96-514.95)
Grundy	38	229	476.44 (414.73-538.15)
Putnam	39	957	464.70 (435.26-494.14)
Warren	40	584	458.56 (421.37-495.75)
Marion	41	318	456.22 (406.08-506.37)
McNairy	42	1086	453.66 (426.68-480.64)
Trousdale	43	111	451.50 (367.51-535.5)
Hardeman	44	465	441.92 (401.75-482.08)
Cannon	45	193	438.78 (376.87-500.68)
Cocke	46	484	438.07 (399.04-477.1)
Hardin	47	389	436.23 (392.88-479.58)
Sevier	48	1033	433.42 (406.99-459.85)
Hamilton	49	4295	427.38 (414.6-440.17)
Weakley	50	516	418.19 (382.11-454.28)
Wilson	51	1242	418.01 (394.76-441.26)
Washington	52	1553	417.39 (396.63-438.15)
Scott	53	315	416.79 (370.76-462.82)
Lincoln	54	436	416.78 (377.66-455.9)
Dyer	55	515	413.70 (377.97-449.43)
Jackson	56	152	412.55 (346.97-478.14)
Jefferson	57	612	408.83 (376.44-441.22)
Claiborne	58	398	408.28 (368.17-448.39)
Roane	59	705	406.95 (376.91-436.99)
Lewis	60	167	404.22 (342.91-465.53)
Grainger	61	273	402.91 (355.12-450.71)
Marshall	62	1256	401.29 (379.09-423.48)
Chester	63	217	400.78 (347.46-454.11)
Blount	64	1413	397.73 (376.99-418.46)

County	Rank	Number	Mean Rate
Robertson	65	735	392.21 (363.86-420.57)
Sumner	66	1712	391.78 (373.22-410.34)
Hickman	67	300	390.06 (345.92-434.2)
Bedford	68	508	384.20 (350.79-417.61)
Campbell	69	499	382.17 (348.64-415.71)
Carter	70	719	381.35 (353.48-409.23)
Polk	71	203	375.31 (323.68-426.94)
Wayne	72	238	362.60 (316.54-408.67)
Van Buren	73	67	357.63 (277.16-454.18)
Tipton	74	628	352.94 (325.34-380.55)
Fayette	75	353	350.36 (313.81-386.91)
Davidson	76	6399	342.69 (334.3-351.09)
Bradley	77	1036	342.10 (321.27-362.94)
Haywood	78	211	339.00 (293.26-384.75)
Knox	79	4167	332.76 (322.65-342.86)
Pickett	80	54	329.98 (247.89-430.55)
Hancock	81	71	326.98 (255.37-412.43)
Hamblen	82	618	316.36 (291.42-341.31)
Williamson	83	1362	314.94 (298.21-331.66)
Bledsoe	84	141	311.29 (259.91-362.68)
Union	85	189	303.59 (260.3-346.87)
Cheatham	86	356	294.40 (263.81-324.98)
Anderson	87	645	284.10 (262.18-306.03)
Sequatchie	88	111	271.67 (221.13-322.2)
Morgan	89	189	267.96 (229.76-306.17)
Johnson	90	176	263.65 (224.7-302.6)
Shelby	91	7726	254.94 (249.26-260.63)
Rutherford	92	1503	249.21 (236.61-261.81)
Montgomery	93	1055	231.35 (217.39-245.32)
Clay	94	58	228.49 (173.5-295.38)
Moore	95	40	212.83 (152.05-289.81)
Tennessee		73120	382.67 (379.9-385.44)

### Cancer Incidence & Death Rate Comparisons

