

Union Calendar No.

109TH CONGRESS
1ST SESSION

H. CON. RES.

[Report No. 109-]

Establishing the congressional budget for the United States Government for fiscal year 2006, revising appropriate budgetary levels for fiscal year 2005, and setting forth appropriate budgetary levels for fiscal years 2007 through 2010.

IN THE HOUSE OF REPRESENTATIVES


MARCH , 2005

Mr. NUSSLE, from the Committee on the Budget, reported the following concurrent resolution; which was committed to the Committee of the Whole House on the State of the Union and ordered to be printed

CONCURRENT RESOLUTION

Establishing the congressional budget for the United States Government for fiscal year 2006, revising appropriate budgetary levels for fiscal year 2005, and setting forth appropriate budgetary levels for fiscal years 2007 through 2010.

- 1 *Resolved by the House of Representatives (the Senate*
- 2 *concurring),*



1 **SECTION 1. CONCURRENT RESOLUTION ON THE BUDGET**
2 **FOR FISCAL YEAR 2006.**

3 The Congress declares that the concurrent resolution
4 on the budget for fiscal year 2006 is hereby established
5 and that the appropriate budgetary levels for fiscal years
6 2005 and 2007 through 2010 are set forth.

7 **TITLE I—RECOMMENDED**
8 **LEVELS AND AMOUNTS**

9 **SEC. 101. RECOMMENDED LEVELS AND AMOUNTS.**

10 The following budgetary levels are appropriate for
11 each of fiscal years 2005 through 2010:

12 (1) **FEDERAL REVENUES.**—For purposes of the
13 enforcement of this resolution:

14 (A) The recommended levels of Federal
15 revenues are as follows:

16 Fiscal year 2005:
17 \$1,483,971,000,000.

18 Fiscal year 2006:
19 \$1,589,905,000,000.

20 Fiscal year 2007:
21 \$1,693,266,000,000.

22 Fiscal year 2008:
23 \$1,824,251,000,000.

24 Fiscal year 2009:
25 \$1,928,663,000,000.



1 Fiscal year 2010:
2 \$2,043,903,000,000.

3 (B) The amounts by which the aggregate
4 levels of Federal revenues should be reduced are
5 as follows:

6 Fiscal year 2005: \$53,000,000.

7 Fiscal year 2006: \$16,622,000,000.

8 Fiscal year 2007: \$24,414,000,000.

9 Fiscal year 2008: \$4,927,000,000.

10 Fiscal year 2009: \$8,570,000,000.

11 Fiscal year 2010: \$9,063,000,000.

12 (2) NEW BUDGET AUTHORITY.—For purposes
13 of the enforcement of this resolution, the appropriate
14 levels of total new budget authority are as follows:

15 Fiscal year 2005: \$2,070,357,000,000.

16 Fiscal year 2006: \$2,135,290,000,000.

17 Fiscal year 2007: \$2,199,074,000,000.

18 Fiscal year 2008: \$2,314,562,000,000.

19 Fiscal year 2009: \$2,430,359,000,000.

20 Fiscal year 2010: \$2,257,892,000,000.

21 (3) BUDGET OUTLAYS.—For purposes of the
22 enforcement of this resolution, the appropriate levels
23 of total budget outlays are as follows:

24 Fiscal year 2005: \$2,052,551,000,000.

25 Fiscal year 2006: \$2,154,404,000,000.



1 Fiscal year 2007: \$2,206,300,000,000.

2 Fiscal year 2008: \$2,298,338,000,000.

3 Fiscal year 2009: \$2,402,719,000,000.

4 Fiscal year 2010: \$2,507,365,000,000.

5 (4) DEFICITS (ON-BUDGET).—For purposes of
6 the enforcement of this resolution, the amounts of
7 the deficits (on-budget) are as follows:

8 Fiscal year 2005: \$568,580,000,000.

9 Fiscal year 2006: \$564,499,000,000.

10 Fiscal year 2007: \$513,034,000,000.

11 Fiscal year 2008: \$474,087,000,000.

12 Fiscal year 2009: \$474,056,000,000.

13 Fiscal year 2010: \$463,462,000,000.

14 (5) DEBT SUBJECT TO LIMIT.—Pursuant to
15 section 301(a)(5) of the Congressional Budget Act
16 of 1974, the appropriate levels of the public debt are
17 as follows:

18 Fiscal year 2005: \$4,685,000,000,000.

19 Fiscal year 2006: \$5,071,000,000,000.

20 Fiscal year 2007: \$5,389,000,000,000.

21 Fiscal year 2008: \$5,649,000,000,000.

22 Fiscal year 2009: \$5,891,000,000,000.

23 Fiscal year 2010: \$6,105,000,000,000.

24 (6) DEBT HELD BY THE PUBLIC.—The appro-
25 priate levels of debt held by the public are as follows:



1 Fiscal year 2005: \$7,958,000,000,000.

2 Fiscal year 2006: \$8,635,000,000,000.

3 Fiscal year 2007: \$9,264,000,000,000.

4 Fiscal year 2008: \$9,862,000,000,000.

5 Fiscal year 2009: \$10,464,000,000,000.

6 Fiscal year 2010: \$11,060,000,000,000.

7 **SEC. 102. MAJOR FUNCTIONAL CATEGORIES.**

8 The Congress determines and declares that the ap-
9 propriate levels of new budget authority and outlays for
10 fiscal years 2005 through 2010 for each major functional
11 category are:

12 (1) National Defense (050):

13 Fiscal year 2005:

14 (A) New budget authority,
15 \$500,621,000,000.

16 (B) Outlays, \$497,196,000,000.

17 Fiscal year 2006:

18 (A) New budget authority,
19 \$441,562,000,000.


20 (B) Outlays, \$475,603,000,000.

21 Fiscal year 2007:

22 (A) New budget authority,
23 \$465,260,000,000.

24 (B) Outlays, \$460,673,000,000.

25 Fiscal year 2008:



1 (A) New budget authority,
2 \$483,730,000,000.

3 (B) Outlays, \$471,003,000,000.

4 Fiscal year 2009:

5 (A) New budget authority,
6 \$503,763,000,000.

7 (B) Outlays, \$489,220,000,000.

8 Fiscal year 2010:

9 (A) New budget authority,
10 \$513,904,000,000.

11 (B) Outlays, \$505,908,000,000.

12 (2) International Affairs (150):

13 Fiscal year 2005:

14 (A) New budget authority,
15 \$32,085,000,000.

16 (B) Outlays, \$32,166,000,000.

17 Fiscal year 2006:

18 (A) New budget authority,
19 \$31,718,000,000.


20 (B) Outlays, \$35,097,000,000.

21 Fiscal year 2007:

22 (A) New budget authority,
23 \$34,835,000,000.

24 (B) Outlays, \$33,359,000,000.

25 Fiscal year 2008:



1 (A) New budget authority,
2 \$35,197,000,000.

3 (B) Outlays, \$32,397,000,000.

4 Fiscal year 2009:

5 (A) New budget authority,
6 \$35,237,000,000.

7 (B) Outlays, \$32,115,000,000.

8 Fiscal year 2010:

9 (A) New budget authority,
10 \$34,928,000,000.

11 (B) Outlays, \$31,643,000,000.

12 (3) General Science, Space, and Technology

13 (250):

14 Fiscal year 2005:

15 (A) New budget authority,
16 \$24,413,000,000.

17 (B) Outlays, \$23,594,000,000.

18 Fiscal year 2006:

19 (A) New budget authority,
20 \$24,735,000,000.

21 (B) Outlays, \$23,894,000,000.

22 Fiscal year 2007:

23 (A) New budget authority,
24 \$25,171,000,000.

25 (B) Outlays, \$24,610,000,000.



1 Fiscal year 2008:

2 (A) New budget authority,

3 \$25,545,000,000.

4 (B) Outlays, \$24,922,000,000.

5 Fiscal year 2009:

6 (A) New budget authority,

7 \$25,851,000,000.

8 (B) Outlays, \$25,242,000,000.

9 Fiscal year 2010:

10 (A) New budget authority,

11 \$26,162,000,000.

12 (B) Outlays, \$25,565,000,000.

13 (4) Energy (270):

14 Fiscal year 2005:

15 (A) New budget authority,

16 \$2,564,000,000.

17 (B) Outlays, \$794,000,000.

18 Fiscal year 2006:

19 (A) New budget authority,

20 \$3,147,000,000.


21 (B) Outlays, \$2,027,000,000.

22 Fiscal year 2007:

23 (A) New budget authority,

24 \$2,362,000,000.

25 (B) Outlays, \$1,212,000,000.



1 Fiscal year 2008:

2 (A) New budget authority,
3 \$2,445,000,000.

4 (B) Outlays, \$551,000,000.

5 Fiscal year 2009:

6 (A) New budget authority,
7 \$2,056,000,000.

8 (B) Outlays, \$652,000,000.

9 Fiscal year 2010:

10 (A) New budget authority,
11 \$1,754,000,000.

12 (B) Outlays, \$543,000,000.

13 (5) Natural Resources and Environment (300):

14 Fiscal year 2005:

15 (A) New budget authority,
16 \$32,527,000,000

17 (B) Outlays, \$31,168,000,000.

18 Fiscal year 2006:

19 (A) New budget authority,
20 \$30,513,000,000.

21 (B) Outlays, \$32,276,000,000.

22 Fiscal year 2007:

23 (A) New budget authority,
24 \$30,883,000,000.

25 (B) Outlays, \$32,046,000,000.



1 Fiscal year 2008:
2 (A) New budget authority,
3 \$30,952,000,000.
4 (B) Outlays, \$32,402,000,000.

5 Fiscal year 2009:
6 (A) New budget authority,
7 \$31,706,000,000.
8 (B) Outlays, \$32,663,000,000.

9 Fiscal year 2010:
10 (A) New budget authority,
11 \$31,248,000,000.
12 (B) Outlays, \$32,254,000,000.

13 (6) Agriculture (350):

14 Fiscal year 2005:
15 (A) New budget authority,
16 \$30,151,000,000.
17 (B) Outlays, \$28,550,000,000.

18 Fiscal year 2006:
19 (A) New budget authority,
20 \$29,480,000,000.
21 (B) Outlays, \$28,507,000,000.

22 Fiscal year 2007:
23 (A) New budget authority,
24 \$27,190,000,000.
25 (B) Outlays, \$25,999,000,000.



1 Fiscal year 2008:
2 (A) New budget authority,
3 \$25,334,000,000.
4 (B) Outlays, \$24,281,000,000.

5 Fiscal year 2009:
6 (A) New budget authority,
7 \$25,691,000,000.
8 (B) Outlays, \$24,796,000,000.

9 Fiscal year 2010:
10 (A) New budget authority,
11 \$25,417,000,000.
12 (B) Outlays, \$24,687,000,000.

13 (7) Commerce and Housing Credit (370):

14 Fiscal year 2005:
15 (A) New budget authority,
16 \$16,804,000,000.
17 (B) Outlays, \$11,302,000,000.

18 Fiscal year 2006:
19 (A) New budget authority,
20 \$10,772,000,000.
21 (B) Outlays, \$5,562,000,000.

22 Fiscal year 2007:
23 (A) New budget authority,
24 \$10,074,000,000.
25 (B) Outlays, \$4,929,000,000.



1 Fiscal year 2008:

2 (A) New budget authority,

3 \$10,040,000,000.

4 (B) Outlays, \$4,250,000,000.

5 Fiscal year 2009:

6 (A) New budget authority,

7 \$10,667,000,000.

8 (B) Outlays, \$3,768,000,000.

9 Fiscal year 2010:

10 (A) New budget authority,

11 \$14,565,000,000.

12 (B) Outlays, \$6,393,000,000.

13 (8) Transportation (400):

14 Fiscal year 2005:

15 (A) New budget authority,

16 \$72,506,000,000.

17 (B) Outlays, \$67,703,000,000.

18 Fiscal year 2006:

19 (A) New budget authority,

20 \$70,007,000,000.

21 (B) Outlays, \$70,393,000,000.

22 Fiscal year 2007:

23 (A) New budget authority,

24 \$70,130,000,000.

25 (B) Outlays, \$72,421,000,000.



1 Fiscal year 2008:
2 (A) New budget authority,
3 \$70,501,000,000.
4 (B) Outlays, \$74,167,000,000.
5 Fiscal year 2009:
6 (A) New budget authority,
7 \$70,911,000,000.
8 (B) Outlays, \$75,500,000,000.
9 Fiscal year 2010:
10 (A) New budget authority,
11 \$72,254,000,000.
12 (B) Outlays, \$77,356,000,000.
13 (9) Community and Regional Development
14 (450):
15 Fiscal year 2005:
16 (A) New budget authority,
17 \$23,007,000,000.
18 (B) Outlays, \$20,756,000,000.
19 Fiscal year 2006:
20 (A) New budget authority,
21 \$14,179,000,000.
22 (B) Outlays, \$18,461,000,000.
23 Fiscal year 2007:
24 (A) New budget authority,
25 \$14,196,000,000.



1 (B) Outlays, \$17,413,000,000.

2 Fiscal year 2008:

3 (A) New budget authority,

4 \$14,283,000,000.

5 (B) Outlays, \$15,727,000,000.

6 Fiscal year 2009:

7 (A) New budget authority,

8 \$14,421,000,000.

9 (B) Outlays, \$14,491,000,000.

10 Fiscal year 2010:

11 (A) New budget authority,

12 \$14,441,000,000.

13 (B) Outlays, \$14,140,000,000.

14 (10) Education, Training, Employment, and

15 Social Services (500):

16 Fiscal year 2005:

17 (A) New budget authority,

18 \$94,001,000,000.

19 (B) Outlays, \$92,798,000,000.


20 Fiscal year 2006:

21 (A) New budget authority,

22 \$91,978,000,000.

23 (B) Outlays, \$90,981,000,000.

24 Fiscal year 2007:



1 (A) New budget authority,
2 \$89,925,000,000.

3 (B) Outlays, \$90,360,000,000.

4 Fiscal year 2008:

5 (A) New budget authority,
6 \$89,980,000,000.

7 (B) Outlays, \$88,864,000,000.

8 Fiscal year 2009:

9 (A) New budget authority,
10 \$90,194,000,000.

11 (B) Outlays, \$88,363,000,000.

12 Fiscal year 2010:

13 (A) New budget authority,
14 \$89,652,000,000.

15 (B) Outlays, \$88,181,000,000.

16 (11) Health (550):

17 Fiscal year 2005:

18 (A) New budget authority,
19 \$257,469,000,000.

20 (B) Outlays, \$252,770,000,000.

21 Fiscal year 2006:

22 (A) New budget authority,
23 \$262,151,000,000.

24 (B) Outlays, \$262,513,000,000.

25 Fiscal year 2007:



1 (A) New budget authority,
2 \$275,220,000,000.

3 (B) Outlays, \$274,801,000,000.

4 Fiscal year 2008:

5 (A) New budget authority,
6 \$295,010,000,000.

7 (B) Outlays, \$293,810,000,000.

8 Fiscal year 2009:

9 (A) New budget authority,
10 \$317,113,000,000.

11 (B) Outlays, \$313,625,000,000.

12 Fiscal year 2010:

13 (A) New budget authority,
14 \$336,523,000,000.

15 (B) Outlays, \$335,574,000,000.

16 (12) Medicare (570):

17 Fiscal year 2005:

18 (A) New budget authority,
19 \$292,587,000,000.

20 (B) Outlays, \$293,587,000,000.

21 Fiscal year 2006:

22 (A) New budget authority,
23 \$331,181,000,000.

24 (B) Outlays, \$330,944,000,000.

25 Fiscal year 2007:



1 (A) New budget authority,
2 \$371,875,000,000.

3 (B) Outlays, \$372,167,000,000.

4 Fiscal year 2008:

5 (A) New budget authority,
6 \$395,312,000,000.

7 (B) Outlays, \$395,364,000,000.

8 Fiscal year 2009:

9 (A) New budget authority,
10 \$420,234,000,000.

11 (B) Outlays, \$419,828,000,000.

12 Fiscal year 2010:

13 (A) New budget authority,
14 \$448,111,000,000.

15 (B) Outlays, \$448,442,000,000.

16 (13) Income Security (600):

17 Fiscal year 2005:

18 (A) New budget authority,
19 \$339,057,000,000.

20 (B) Outlays, \$347,754,000,000.

21 Fiscal year 2006:

22 (A) New budget authority,
23 \$347,218,000,000.

24 (B) Outlays, \$354,055,000,000.

25 Fiscal year 2007:



1 (A) New budget authority,
2 \$352,416,000,000.

3 (B) Outlays, \$359,566,000,000.

4 Fiscal year 2008:

5 (A) New budget authority,
6 \$365,343,000,000.

7 (B) Outlays, \$370,830,000,000.

8 Fiscal year 2009:

9 (A) New budget authority,
10 \$374,529,000,000.

11 (B) Outlays, \$378,609,000,000.

12 Fiscal year 2010:

13 (A) New budget authority,
14 \$383,590,000,000.

15 (B) Outlays, \$386,978,000,000.

16 (14) Social Security (650):

17 Fiscal year 2005:

18 (A) New budget authority,
19 \$15,849,000,000.


20 (B) Outlays, \$15,849,000,000.

21 Fiscal year 2006:

22 (A) New budget authority,
23 \$15,891,000,000.

24 (B) Outlays, \$15,891,000,000.

25 Fiscal year 2007:



1 (A) New budget authority,
2 \$17,704,000,000.

3 (B) Outlays, \$17,704,000,000.

4 Fiscal year 2008:

5 (A) New budget authority,
6 \$19,768,000,000.

7 (B) Outlays, \$19,768,000,000.

8 Fiscal year 2009:

9 (A) New budget authority,
10 \$21,743,000,000.

11 (B) Outlays, \$21,743,000,000.

12 Fiscal year 2010:

13 (A) New budget authority,
14 \$24,029,000,000.

15 (B) Outlays, \$24,029,000,000.

16 (15) Veterans Benefits and Services (700):

17 Fiscal year 2005:

18 (A) New budget authority,
19 \$69,448,000,000.

20 (B) Outlays, \$68,873,000,000.

21 Fiscal year 2006:

22 (A) New budget authority,
23 \$68,881,000,000.

24 (B) Outlays, \$68,148,000,000.

25 Fiscal year 2007:



1 (A) New budget authority,
2 \$66,321,000,000.

3 (B) Outlays, \$66,014,000,000.

4 Fiscal year 2008:

5 (A) New budget authority,
6 \$69,448,000,000.

7 (B) Outlays, \$69,258,000,000.

8 Fiscal year 2009:

9 (A) New budget authority,
10 \$69,961,000,000.

11 (B) Outlays, \$69,672,000,000.

12 Fiscal year 2010:

13 (A) New budget authority,
14 \$70,059,000,000.

15 (B) Outlays, \$69,787,000,000.

16 (16) Administration of Justice (750):

17 Fiscal year 2005:

18 (A) New budget authority,
19 \$39,817,000,000.


20 (B) Outlays, \$39,501,000,000.

21 Fiscal year 2006:

22 (A) New budget authority,
23 \$40,840,000,000.

24 (B) Outlays, \$42,268,000,000.

25 Fiscal year 2007:



1 (A) New budget authority,
2 \$41,390,000,000.

3 (B) Outlays, \$42,463,000,000.

4 Fiscal year 2008:

5 (A) New budget authority,
6 \$42,031,000,000.

7 (B) Outlays, \$42,650,000,000.

8 Fiscal year 2009:

9 (A) New budget authority,
10 \$42,602,000,000.

11 (B) Outlays, \$42,779,000,000.

12 Fiscal year 2010:

13 (A) New budget authority,
14 \$42,860,000,000.

15 (B) Outlays, \$42,803,000,000.

16 (17) General Government (800):

17 Fiscal year 2005:

18 (A) New budget authority,
19 \$16,748,000,000.

20 (B) Outlays, \$17,656,000,000.

21 Fiscal year 2006:

22 (A) New budget authority,
23 \$18,017,000,000.

24 (B) Outlays, \$18,308,000,000.

25 Fiscal year 2007:



1 (A) New budget authority,
2 \$17,956,000,000.

3 (B) Outlays, \$17,999,000,000.

4 Fiscal year 2008:

5 (A) New budget authority,
6 \$17,570,000,000.

7 (B) Outlays, \$17,555,000,000.

8 Fiscal year 2009:

9 (A) New budget authority,
10 \$17,587,000,000.

11 (B) Outlays, \$17,378,000,000.

12 Fiscal year 2010:

13 (A) New budget authority,
14 \$17,408,000,000.

15 (B) Outlays, \$17,216,000,000.

16 (18) Net Interest (900):

17 Fiscal year 2005:

18 (A) New budget authority,
19 \$267,942,000,000.

20 (B) Outlays, \$267,942,000,000.

21 Fiscal year 2006:

22 (A) New budget authority,
23 \$310,479,000,000.

24 (B) Outlays, \$310,479,000,000.

25 Fiscal year 2007:



1 (A) New budget authority,
2 \$359,797,000,000.

3 (B) Outlays, \$359,797,000,000.

4 Fiscal year 2008:

5 (A) New budget authority,
6 \$397,194,000,000.

7 (B) Outlays, \$397,194,000,000.

8 Fiscal year 2009:

9 (A) New budget authority,
10 \$426,162,000,000.

11 (B) Outlays, \$426,162,000,000.

12 Fiscal year 2010:

13 (A) New budget authority,
14 \$453,172,000,000.

15 (B) Outlays, \$453,172,000,000.

16 (19) Allowances (920):

17 Fiscal year 2005:

18 (A) New budget authority,
19 - \$3,135,000,000.

20 (B) Outlays, - \$3,304,000,000.

21 Fiscal year 2006:

22 (A) New budget authority,
23 \$47,903,000,000.

24 (B) Outlays, \$24,359,000,000.

25 Fiscal year 2007:



1 (A) New budget authority,
2 - \$10,368,000,000.

3 (B) Outlays, - \$2,845,000,000.

4 Fiscal year 2008:

5 (A) New budget authority,
6 - \$9,641,000,000.

7 (B) Outlays, - \$10,363,000,000.

8 Fiscal year 2009:

9 (A) New budget authority,
10 - \$9,193,000,000.

11 (B) Outlays, - \$13,636,000,000.

12 Fiscal year 2010:

13 (A) New budget authority,
14 - \$8,738,000,000.

15 (B) Outlays, - \$14,484,000,000.

16 (20) Undistributed Offsetting Receipts (950):

17 Fiscal year 2005:

18 (A) New budget authority,
19 - \$54,104,000,000.

20 (B) Outlays, - \$54,104,000,000.

21 Fiscal year 2006:

22 (A) New budget authority,
23 - \$55,362,000,000.

24 (B) Outlays, - \$55,362,000,000.

25 Fiscal year 2007:



1 (A) New budget authority,
2 — \$63,263,000,000.

3 (B) Outlays, — \$64,388,000,000.

4 Fiscal year 2008:

5 (A) New budget authority,
6 — \$65,480,000,000.

7 (B) Outlays, — \$66,292,000,000.

8 Fiscal year 2009:

9 (A) New budget authority,
10 — \$60,876,000,000.

11 (B) Outlays, — \$60,251,000,000.

12 Fiscal year 2010:

13 (A) New budget authority,
14 — \$63,447,000,000.

15 (B) Outlays, — \$62,822,000,000.

16 **TITLE II—RECONCILIATION AND**
17 **REPORT SUBMISSIONS**

18 **SEC. 201. RECONCILIATION IN THE HOUSE OF REPRESENT-**
19 **ATIVES.**

20 (a) SUBMISSIONS TO SLOW THE GROWTH IN MANDA-
21 TORY SPENDING AND TO ACHIEVE DEFICIT REDUC-
22 TION.—(1) Not later than September 16, 2005, the House
23 committees named in paragraph (2) shall submit their rec-
24 ommendations to the House Committee on the Budget.
25 After receiving those recommendations, the House Com-



1 mittee on the Budget shall report to the House a reconcili-
2 ation bill carrying out all such recommendations without
3 any substantive revision.

4 (2) INSTRUCTIONS.—

5 (A) COMMITTEE ON AGRICULTURE.—The
6 House Committee on Agriculture shall report
7 changes in laws within its jurisdiction sufficient to
8 reduce the level of direct spending for that com-
9 mittee by \$797,000,000 in outlays for fiscal year
10 2006 and \$5,278,000,000 in outlays for the period
11 of fiscal years 2006 through 2010.

12 (B) COMMITTEE ON EDUCATION AND THE
13 WORKFORCE.—The House Committee on Education
14 and the Workforce shall report changes in laws with-
15 in its jurisdiction sufficient to reduce the level of di-
16 rect spending for that committee by \$2,097,000,000
17 in outlays for fiscal year 2006 and \$21,410,000,000
18 in outlays for the period of fiscal years 2006
19 through 2010.

20 (C) COMMITTEE ON ENERGY AND COM-
21 MERCE.—The House Committee on Energy and
22 Commerce shall report changes in laws within its ju-
23 risdiction sufficient to reduce the level of direct
24 spending for that committee by \$630,000,000 in
25 outlays for fiscal year 2006 and \$20,002,000,000 in



1 outlays for the period of fiscal years 2006 through
2 2010.

3 (D) COMMITTEE ON FINANCIAL SERVICES.—

4 The House Committee on Financial Services shall
5 report changes in laws within its jurisdiction suffi-
6 cient to reduce the level of direct spending for that
7 committee by \$30,000,000 in outlays for fiscal year
8 2006 and \$270,000,000 in outlays for the period of
9 fiscal years 2006 through 2010.

10 (E) COMMITTEE ON THE JUDICIARY.—The

11 House Committee on the Judiciary shall report
12 changes in laws within its jurisdiction sufficient to
13 reduce the level of direct spending for that com-
14 mittee by \$123,000,000 in outlays for fiscal year
15 2006 and \$603,000,000 in outlays for the period of
16 fiscal years 2006 through 2010.

17 (F) COMMITTEE ON RESOURCES.—The House

18 Committee on Resources shall report changes in
19 laws within its jurisdiction sufficient to reduce the
20 level of direct spending for that committee by
21 \$96,000,000 in outlays for fiscal year 2006 and
22 \$1,413,000,000 in outlays for the period of fiscal
23 years 2006 through 2010.

24 (G) COMMITTEE ON TRANSPORTATION AND IN-

25 FRASTRUCTURE.—The House Committee on Trans-



1 portation and Infrastructure shall report changes in
2 laws within its jurisdiction sufficient to reduce the
3 level of direct spending for that committee by
4 \$12,000,000 in outlays for fiscal year 2006 and
5 \$103,000,000 in outlays for the period of fiscal
6 years 2006 through 2010.

7 (H) COMMITTEE ON VETERANS' AFFAIRS.—The
8 House Committee on Veterans' Affairs shall report
9 changes in laws within its jurisdiction sufficient to
10 reduce the level of direct spending for that com-
11 mittee by \$155,000,000 in outlays for fiscal year
12 2006 and \$798,000,000 in outlays for the period of
13 fiscal years 2006 through 2010.

14 (I) COMMITTEE ON WAYS AND MEANS.—The
15 House Committee on Ways and Means shall report
16 changes in laws within its jurisdiction sufficient to
17 reduce the deficit by \$3,907,000,000 for fiscal year
18 2006 and \$18,680,000,000 for the period of fiscal
19 years 2006 through 2010.

20 (b) SUBMISSION PROVIDING FOR CHANGES IN REV-
21 ENUE.—The House Committee on Ways and Means shall
22 report a reconciliation bill not later than June 24, 2005,
23 that consists of changes in laws within its jurisdiction suf-
24 ficient to reduce revenues by not more than
25 \$16,623,000,000 for fiscal year 2006 and by not more



1 than \$45,000,000,000 for the period of fiscal years 2006
2 through 2010.

3 (c)(1) Upon the submission to the Committee on the
4 Budget of the House of a recommendation that has com-
5 plied with its reconciliation instructions solely by virtue
6 of section 310(b) of the Congressional Budget Act of
7 1974, the chairman of that committee may file with the
8 House appropriately revised allocations under section
9 302(a) of such Act and revised functional levels and aggre-
10 gates.

11 (2) Upon the submission to the House of a conference
12 report recommending a reconciliation bill or resolution in
13 which a committee has complied with its reconciliation in-
14 structions solely by virtue of this section, the chairman
15 of the Committee on the Budget of the House may file
16 with the House appropriately revised allocations under
17 section 302(a) of such Act and revised functional levels
18 and aggregates.

19 (3) Allocations and aggregates revised pursuant to
20 this subsection shall be considered to be allocations and
21 aggregates established by the concurrent resolution on the
22 budget pursuant to section 301 of such Act.



1 **TITLE III—CONTINGENCY**
2 **PROCEDURE**

3 **SEC. 301. CONTINGENCY PROCEDURE FOR SURFACE**
4 **TRANSPORTATION.**

5 (a) IN GENERAL.—If the Committee on Transpor-
6 tation and Infrastructure of the House reports legislation,
7 or if an amendment thereto is offered or a conference re-
8 port thereon is submitted, that provides new budget au-
9 thority for the budget accounts or portions thereof in the
10 highway and transit categories as defined in sections
11 250(c)(4)(B) and (C) of the Balanced Budget and Emer-
12 gency Deficit Control Act of 1985 in excess of the fol-
13 lowing amounts:

- 14 (1) for fiscal year 2005: \$42,806,000,000,
- 15 (2) for fiscal year 2006: \$45,899,100,000,
- 16 (3) for fiscal year 2007: \$47,828,700,000,
- 17 (4) for fiscal year 2008: \$49,715,400,000, or
- 18 (5) for fiscal year 2009: \$51,743,500,000,

19 the chairman of the Committee on the Budget may adjust
20 the appropriate budget aggregates and increase the alloca-
21 tion of new budget authority to such committee for fiscal
22 year 2005 and for the period of fiscal years 2005 through
23 2009 to the extent such excess is offset by a reduction
24 in mandatory outlays from the Highway Trust Fund or
25 an increase in receipts appropriated to such fund for the



1 applicable fiscal year caused by such legislation or any
2 previously enacted legislation.

3 (b) ADJUSTMENT FOR OUTLAYS.—For fiscal year
4 2006, in the House, if a bill or joint resolution is reported,
5 or if an amendment thereto is offered or a conference re-
6 port thereon is submitted, that changes obligation limita-
7 tions such that the total limitations are in excess of
8 \$42,792,000,000 for fiscal year 2006 for programs,
9 projects, and activities within the highway and transit cat-
10 egories as defined in sections 250(e)(4)(B) and (C) of the
11 Balanced Budget and Emergency Deficit Control Act of
12 1985, and if legislation has been enacted that satisfies the
13 conditions set forth in subsection (a) for such fiscal year,
14 the chairman of the Committee on the Budget may in-
15 crease the allocation of outlays and appropriate aggregates
16 for such fiscal year for the committee reporting such
17 measure by the amount of outlays that corresponds to
18 such excess obligation limitations, but not to exceed the
19 amount of such excess that was offset pursuant to sub-
20 section (a).

21 **TITLE IV—BUDGET**
22 **ENFORCEMENT**

23 **SEC. 401. EMERGENCY LEGISLATION.**


24 (a) EXEMPTION OF OVERSEAS CONTINGENCY OPER-
25 ATIONS.—(1) In the House, if any bill or joint resolution



1 is reported, or an amendment is offered thereto or a con-
2 ference report is filed thereon, that makes supplemental
3 appropriations for fiscal year 2005 or fiscal year 2006 for
4 contingency operations related to the global war on ter-
5 rorism, then the new budget authority, new entitlement
6 authority, outlays, and receipts resulting therefrom shall
7 not count for purposes of sections 302, 303, 311, and 401
8 of the Congressional Budget Act of 1974 for the provi-
9 sions of such measure that are designated pursuant to this
10 subsection as making appropriations for such contingency
11 operations.

12 (2) Amounts included in this resolution for the pur-
13 pose set forth in paragraph (1) shall be considered to be
14 current law for purposes of the preparation of the current
15 level of budget authority and outlays and the appropriate
16 levels shall be adjusted upon the enactment of such bill.

17 (b) EXEMPTION OF EMERGENCY PROVISIONS.—In
18 the House, if a bill or joint resolution is reported, or an
19 amendment is offered thereto or a conference report is
20 filed thereon, that designates a provision as an emergency
21 requirement pursuant to this section, then the new budget
22 authority, new entitlement authority, outlays, and receipts
23 resulting therefrom shall not count for purposes of sec-
24 tions 302, 303, 311, and 401 of the Congressional Budget
25 Act of 1974.



1 (c) DESIGNATIONS.—

2 (1) GUIDANCE.—In the House, if a provision of
3 legislation is designated as an emergency require-
4 ment under subsection (b), the committee report and
5 any statement of managers accompanying that legis-
6 lation shall include an explanation of the manner in
7 which the provision meets the criteria in paragraph
8 (2). If such legislation is to be considered by the
9 House without being reported, then the committee
10 shall cause the explanation to be published in the
11 Congressional Record in advance of floor consider-
12 ation.

13 (2) CRITERIA.—

14 (A) IN GENERAL.—Any such provision is
15 an emergency requirement if the underlying sit-
16 uation poses a threat to life, property, or na-
17 tional security and is—

18 (i) sudden, quickly coming into being,
19 and not building up over time;

20 (ii) an urgent, pressing, and compel-
21 ling need requiring immediate action;

22 (iii) subject to subparagraph (B), un-
23 foreseen, unpredictable, and unanticipated;
24 and



1 (iv) not permanent, temporary in na-
2 ture.

3 (B) UNFORESEEN.—An emergency that is
4 part of an aggregate level of anticipated emer-
5 gencies, particularly when normally estimated in
6 advance, is not unforeseen.

7 **SEC. 402. COMPLIANCE WITH SECTION 13301 OF THE BUDG-**
8 **ET ENFORCEMENT ACT OF 1990.**

9 (a) IN GENERAL.—In the House, notwithstanding
10 section 302(a)(1) of the Congressional Budget Act of
11 1974 and section 13301 of the Budget Enforcement Act
12 of 1990, the joint explanatory statement accompanying
13 the conference report on any concurrent resolution on the
14 budget shall include in its allocation under section 302(a)
15 of the Congressional Budget Act of 1974 to the Committee
16 on Appropriations amounts for the discretionary adminis-
17 trative expenses of the Social Security Administration.

18 (b) SPECIAL RULE.—In the House, for purposes of
19 applying section 302(f) of the Congressional Budget Act
20 of 1974, estimates of the level of total new budget author-
21 ity and total outlays provided by a measure shall include
22 any discretionary amounts provided for the Social Security
23 Administration.



1 **SEC. 403. APPLICATION AND EFFECT OF CHANGES IN ALLO-**
2 **CATIONS AND AGGREGATES.**

3 (a) APPLICATION.—Any adjustments of allocations
4 and aggregates made pursuant to this resolution shall—

5 (1) apply while that measure is under consider-
6 ation;

7 (2) take effect upon the enactment of that
8 measure; and

9 (3) be published in the Congressional Record as
10 soon as practicable.

11 (b) EFFECT OF CHANGED ALLOCATIONS AND AG-
12 GREGATES.—Revised allocations and aggregates resulting
13 from these adjustments shall be considered for the pur-
14 poses of the Congressional Budget Act of 1974 as alloca-
15 tions and aggregates contained in this resolution.

16 (c) BUDGET COMMITTEE DETERMINATIONS.—For
17 purposes of this resolution—

18 (1) the levels of new budget authority, outlays,
19 direct spending, new entitlement authority, revenues,
20 deficits, and surpluses for a fiscal year or period of
21 fiscal years shall be determined on the basis of esti-
22 mates made by the appropriate Committee on the
23 Budget; and

24 (2) such chairman may make any other nec-
25 essary adjustments to such levels to carry out this
26 resolution.



1 **SEC. 404. RESTRICTIONS ON ADVANCE APPROPRIATIONS.**

2 (a) IN GENERAL.—(1) In the House, except as pro-
3 vided in subsection (b), an advance appropriation may not
4 be reported in a bill or joint resolution making a general
5 appropriation or continuing appropriation, and may not
6 be in order as an amendment thereto.

7 (2) Managers on the part of the House may not agree
8 to a Senate amendment that would violate paragraph (1)
9 unless specific authority to agree to the amendment first
10 is given by the House by a separate vote with respect
11 thereto.

12 (b) LIMITATION.—In the House, an advance appro-
13 priation may be provided for fiscal year 2007 or 2008 for
14 programs, projects, activities or accounts identified in the
15 joint explanatory statement of managers accompanying
16 this resolution under the heading “Accounts Identified for
17 Advance Appropriations” in an aggregate amount not to
18 exceed \$23,568,000,000 in new budget authority.

19 (c) DEFINITION.—In this subsection, the term “ad-
20 vance appropriation” means any discretionary new budget
21 authority in a bill or joint resolution making general ap-
22 propriations or continuing appropriations for fiscal year
23 2006 that first becomes available for any fiscal year after
24 2006.



1 **SEC. 405. SPECIAL RULE IN THE HOUSE FOR CERTAIN SEC-**
2 **TION 302(b) SUBALLOCATIONS.**

3 In the House, the Committee on Appropriations may
4 make a separate suballocation for general appropriations
5 for the legislative branch for the first fiscal year of this
6 resolution. Such suballocation shall be deemed to be made
7 under section 302(b) of the Congressional Budget Act of
8 1974 and shall be treated as such a suballocation for all
9 purposes under section 302 of such Act.

10 **SEC. 406. SPECIAL PROCEDURES TO ACHIEVE SAVINGS IN**
11 **MANDATORY SPENDING THROUGH FY2014.**

12 (a) FINDINGS.—The Congress finds that—

13 (1) the share of the budget consumed by man-
14 datory spending have been growing since the mid-
15 1970s, and now is about 54 percent;

16 (2) this portion of the budget is continuing to
17 grow, crowding out other priorities and threatening
18 overall budget control;

19 (3) mandatory spending is intrinsically difficult
20 to control;

21 (4) these programs are subject to a variety of
22 factors outside the control of Congress, such as de-
23 mographics, economic conditions, and medical prices;

24 (5) Congress should make an effort at least
25 every other year, to review mandatory spending; and



1 (6) the reconciliation process set forth in the
2 Congressional Budget Act of 1974 is a viable tool to
3 reduce the rate of growth in mandatory spending.

4 (b) SENSE OF CONGRESS.—It is the sense of the
5 Congress that concurrent resolutions on the budget for fis-
6 cal years 2007 through 2010 should include reconciliation
7 instructions to committees, every other year, pursuant to
8 section 310(a) of the Congressional Budget Act of 1974
9 to achieve significant savings in mandatory spending.

