

System Logon

Purpose of this page

The System Logon page enables you to logon to the NSLDS FAP Web site, which requires a User ID and Password. After successfully logging on and accepting the Privacy Act page terms and conditions, the Menu appears.

Sign-Up Information/System Requirements/News & Events/Change Password/FAQ/Download Help

The Sign-Up Information, System Requirements, News & Events, Change Password, FAQ, and Download Help links appear at the top of this page:

- If you are not an authorized user and would like information on how to become one, click **Sign-Up Information**.
- If you have any questions about the browser configuration, click **System Requirements**.
- If you want to read the latest information about the NSLDS, click **News & Events**.
- If you want to change your password, click **Change Password**.
- If you have any other questions about the NSLDS, click **FAQ** to review a list of Frequently Asked Questions.
- If you wish to download all or part of the help pages, click **Download Help**.

How to log on

Below the Sign-Up Information, System Requirements, News & Events, Change Password, FAQ, and Download Help links, the User ID and Password boxes appear.

To logon:

1. Type **User ID** in the box.
2. Type **Password** in the box.
3. Click **Logon**.

You will be directed to the User Access Verification Page. This page allows NSLDS to detect automated users who attempt to access the system without authorization. To complete the logon process, enter the text you see in the image displayed on your screen. The text may include both alphabetical and numerical characters. Then, click **Submit Response**.

If the information was entered correctly, you will be directed to the Main Menu. If you entered the text

incorrectly, a second image will appear. Enter the text displayed in that image and submit it again.

Note: After three unsuccessful logon attempts, your NSLDS access will be revoked. Please contact the Customer Service Center at 1-800-999-8219, Monday through Friday from 8 a.m. to 9 p.m. ET.

Tips

- Passwords must be eight characters in length.
- At least one character must be a number; however, the first character must be a letter.
- The new password must be different from your last five passwords.
- After you reset your password, it cannot be reset again for at least 5 days.
- Passwords are valid for 90 days and must be changed before 90 days pass.
- After three unsuccessful logon attempts, your access to the NSLDS will be revoked.
- If you have any problems accessing the NSLDS, call the Customer Service Center at **1-800-999-8219**, Monday through Friday from 8 a.m. to 9 p.m. ET.

Last updated: April 20, 2008

close



You are not logged on



Return to
Previous Page

System Requirements

To use NSLDS, we recommend one of the following supported browser from Microsoft. If you do not have this browser, we recommend you download it. To provide a higher level of security, it is recommended that you use the 128-bit version of the browser. For more information regarding security, [go here](#).

In the past, NSLDS provided technical support for Netscape Navigator, but it is no longer supported as of February 2008.

To identify the version of the browser that you are currently using, use the **Help** menu item on your browser and select **About browser name**.

If you still have questions, please [Contact NSLDS](#).

Microsoft Internet Explorer

<p>Supported Versions</p>	<p>Version 7.x, 6.xx, or 5.xx</p> <p>NSLDS has been tested with versions up to and including 7.x. If you have a later version than this, you may have problems. It is recommended that you use one of the versions specified above.</p>
<p>Download</p>	<p>To download a Microsoft browser, use this link.</p> <p style="text-align: center;">Microsoft Internet Explorer</p> <p>It is recommended that you download the 128-bit version. To learn more about security go here.</p>
<p>Configuration</p>	<p>For help with the configuration of Microsoft I.E. browsers, use this link NSLDS I.E. configuration.</p>



[PRIVACY ACT OF 1974 \(AS AMENDED\)](#)

Change Password

Purpose of this page

This page allows you to change your current password. The NSLDS web site requires you to enter your NSLDS User ID and current password. After successfully logging on and accepting the Privacy Act page terms and conditions, the Main Menu appears.

How to change your password

To change your password:

1. Enter your **User ID** and current **Password**.
2. In the **New Password** area, enter a new password. Then enter the new password in the **Confirm Password** area.
3. Click **Change Password**. An icon and message appear indicating that your password updated successfully.

Note: If you are already logged onto the NSLDS web site and do not wish to change your password, click **Continue** to flow to the Main Menu.

Tips

- Passwords must be eight characters in length.
- At least one character must be a number; however, the first character must be a letter.
- The new password must be different from your last five passwords.
- After you reset your password, it cannot be reset again for at least 5 days.
- Passwords are valid for 90 days and must be changed before 90 days pass.
- After three unsuccessful logon attempts, your access to the NSLDS will be revoked.
- If you have any problems accessing the NSLDS, call the Customer Service Center at **1-800-999-8219**, Monday through Friday from 8 a.m. to 9 p.m. ET.

Last updated: April 20, 2008

close

Menu

Purpose of this page

The Menu page allows you to view system messages and access Financial Aid, Enrollment and Transfer Monitoring data.

[Navigation](#)

The Navigation Tabs and their links allow you to navigate to the main pages of each section of the site.

System Help Links

- Click **Change Password** to change your password.
- Click **System Requirements** for instructions on the minimum system requirements and how to download and configure the Microsoft Internet Explorer browser.
- Click **Contact Us** for the Customer Service Center phone number, e-mail address, and hours of operation.
- Click **FAQ** to view the list of Frequently Asked Questions about this site.
- Click **Download Help** to download all or part of the Help page.

Messages

A list of system messages appears under the Messages heading on the Menu page. Each line of the list displays the date a message was posted and the beginning words of the message. To display the full message, click the message line you wish to see. The message text appears at the bottom of the Menu page.

Note: If you see N/A on any of the following pages, it indicates the field is Not Applicable.

Financial Aid

Links to the Financial Aid pages appear under the Financial Aid heading on the Menu page. The Financial Aid pages contain data about a borrower's loans, grants, and overpayments. Based on your

access authority, you can view some or all of these pages.

To access a borrower's financial aid data:

1. Type the **SSN, First Name**, and **DOB** of the borrower.
2. Click one of the following links:
 - **Loan History** to view a complete history of the student's Title IV loan portfolio as reported to the NSLDS database.
 - **Overpayment List** to view or update any Perkins Loan, SEOG, or Pell Grant, Academic Competitiveness Grant, and National Science and Mathematics Access to Retain Talent (SMART) Grant overpayments.
 - **Grants** to view all the Pell Grants, Academic Competitiveness Grants, and National Science and Mathematics Access to Retain Talent (SMART) Grants that have been reported for a student.
 - **Student Access Interface** to go to the Student Access Interface page.
 - **Loan Forgiveness Submittal** to add any Teacher Loan Forgiveness (TLF) data via a TLF selection web page using all three student/borrower identifiers for 30 or less student/borrower's or by uploading an MS Excel™ spreadsheet file for up to 50 students at a time.
 - **Loan Discharge Submittal** to add any Loan Discharge data by uploading an MS Excel™ spreadsheet file for up to 50 students at a time.

Enrollment

Links to the Enrollment pages appear under the Enrollment heading on the Menu page. The Enrollment pages contain information about student enrollment at every school where enrollment has been reported for a student. Based on your access authority, you can view some or all of these pages.

To access a borrower's enrollment data:

1. Type the **SSN, First Name**, and **DOB** of the borrower.
2. Click one of the following links:
 - **Enrollment Summary** for a quick overview of a student's current enrollment status.
 - **Enrollment Add** to retrieve student records to add enrollment information on the Enrollment Maintenance page.
 - **Enrollment Update** to retrieve enrollment information for students attending your school to be updated on the Enrollment Maintenance page.
 - **Enrollment Reporting Schedule** to view a user profile as well as current and past schedules for organizations that report or receive information about the enrollment status of students receiving federal student aid.

Transfer Monitoring

Links to the Transfer Monitoring pages appear under the Transfer Monitoring heading on the Menu page. The Transfer Monitoring pages contain data about the students your school has submitted for Transfer Monitoring. Based on your access authority, you can view some or all of these pages.

Note:

- For those ED authorized users, a valid OPEID code is required to view a specific school's Transfer Monitoring information.
 - The Org Search button provides the capability to search for a school's OPEID code.

To access your school's transfer monitoring data, click one of the following links:

- **Transfer Monitoring List** to view your school's list of students being monitored by the NSLDS.
- **Monitoring Alert Review** to view the list of students for whom your school has received alerts.
- **Transfer Monitoring Re-Populate** allows school users to retrieve and re-populate their monitoring list with students previously listed but no longer displayed on their Transfer Monitoring List page.
- **School Transfer Profile** to review and/or update your school's Transfer Monitoring Profile.

Note:

- The access privilege you requested in the NSLDS section of the Title IV Enrollment document determines the pages you can access. To review or update your enrollment, go to <http://www.fsawebenroll.ed.gov/>, or contact CPS/SAIG Customer Service at 1-800-330-5947.

Last updated: December 31, 2008

close

Navigation

Purpose of this page

The Navigation page lists the Navigation Tabs that allow you to link to the main pages of each section of the NSLDS FAP Web site. It also provides a glossary of the icons and symbols used.





Navigation Tabs and Navigation Bar

















The Navigation Tabs are located across the top of every page. Each tab provides a link to the main page of a corresponding section. These tabs allow you to navigate without having to return to the Menu page.










- Click **Menu** to access the Menu page.
- Click **Aid** to access the Loan History page.
- Click **Enroll** to access the Enrollment Summary page.
- Click **Org** to access the Organization Contact List page.
- Click **Report** to access the Report List page.
- Click **Tran** to access the Transfer Monitoring List.

The Navigation Bar is directly below the Navigation Tabs, and includes links to the other pages within that section. Your name and your institution's name display below the specified links.

Legend of Icons and Symbols

Icon/ Symbol	Definition
	Contact icon links you to the NSLDS contact information page for help by phone or email.
	Help icon links you to the specific Help page.
	Exit icon logs you off and returns you to the Logon page.
	A two-dimensional colored tab with white text indicates that you are in the active subject area.

	<p>A three-dimensional colored tab with white text indicates that other subject areas are available to you by clicking that tab.</p>
	<p>Popup text appears near the mouse pointer explaining an icon's function. (This is an example of that text.)</p>
<p><u>LINK</u></p>	<p>Underlined blue text links you to additional information.</p>
	<p>Left arrow icon returns you to a specified page. For example:  Return to Menu.</p>
	<p>Right arrow icon links you to the next page in a series of pages. For example:  Go to Report Log.</p>
	<p>Previous group arrow icon links you to the previous list of items for this page.</p>
	<p>Next group arrow icon links you to the next list of items for this page.</p>
	<p>Alert symbol warns you of critical information that is not in error. For example: The borrower has defaulted loans.</p>
	<p>Information symbol notifies you that additional facts are available. For example: The borrower has received Pell Grants.</p>
	<p>Error symbol alerts you of an error. If the error is an entry error, the prompt for the box is displayed in bold RED.</p>
	<p>Under Review icon displays to the left of the grant being reviewed when the Grant History page is accessed via a link from the Monitor Alert Review page.</p>
	<p>Capitalized Interest symbol notifies you that the identified Outstanding Principal Balance contains Capitalized Interest.</p>
	<p>Loan Discharge symbol notifies you that a loan has been partially or totally discharged. View the loan detail page for loan discharge details.</p>
	<p>Grant converted to loan symbol notifies you that a TEACH Grant has been converted to a loan. Passing your cursor over the symbol displays date of conversion. Clicking on the symbol will link you to the Loan Detail page for the associated loan.</p>
	<p>Lock icon indicates the loan is locked and cannot be updated.</p>

	History icon links you to the Borrower Name History page or Borrower SSN History page if history exists in the database.
	Active Bullet Number icon allows you to update, delete, or see more details. Blue is the active selection color.
	Inactive Bullet Number indicates that no additional information is available regarding this item.
	Plus symbol provides you more detailed information. It is activated when the mouse pointer is on the symbol.
	Report Log Page icon links you to the Report Log.
	E-mail icon links you to e-mail.
	Glossary icon links you to the Glossary page.
	Print icon allows you to print the Help page.
	Close icon allows you to close the Help page.

Last updated: June 29, 2008



Glossary

[top](#) [A](#) [B](#) [C](#) [D](#) [E](#) [F](#) [G](#) [H](#) [I](#) [J](#) [K](#) [L](#) [M](#) [N](#) [O](#) [P](#) [Q](#) [R](#) [S](#) [T](#) [U](#) [V](#) [W](#) [X](#) [Y](#) [Z](#) [close](#)

Academic Competitiveness (AC) Grant

A federal grant available to first and second year college students who are eligible for the Pell Grant and have successfully completed a rigorous secondary school program. Second-year students must also have earned at least a 3.0 GPA in their first year.

Academic Level

Student's academic level at the time the loan was provided. See the table below for codes and definitions.

Code	Definition
0	1st year undergraduate/never attended college (Grants)
1	Freshman/First Year (including proprietary institution programs that are less than 1 year in duration)
2	Sophomore/Second Year
3	Junior/Third Year
4	Senior/Fourth Year
5	Fifth/Other Undergraduate (may include sixth year undergraduate and continuing education students)
A	First Year Graduate/Professional
B	Second Year Graduate/Professional
C	Third Year Graduate/Professional
D	Beyond Third Year Graduate/Professional
G	Graduate/Professional, year of study unknown
N	Not available (to be used only if the date of the first disbursement is prior to July 23, 1992, and data provider does not have required attribute)

ACD

See [Anticipated Completion Date](#).

ACG

See [Academic Competitiveness \(AC\) Grant](#).

Acad. Yr Level

Student's grade level submitted by the school (ACG, SMART and TEACH only).

Active

A flag identifying whether a record reflects the NSLDS's current understanding of a student's enrollment history. Active records reflect that history. Inactive records reflect enrollment data previously submitted to the NSLDS but corrected by a later submission.

Ad Hoc

A file type indicating that the file is generated for some special reason and not as part of the organization's regular schedule. When the NSLDS sends an organization an ad hoc file, it does not automatically schedule another such file for one year in the future.

Aggregate Loan Types

See [Subsidized Loans](#), [Combined Loans](#), [FFEL Consolidation Loans](#) and [Federal Perkins Loans](#).

Aggregate Outstanding Principal Balance

The cumulative dollar value due for the given aggregate loan type. The Loan History page also provides the amount per loan that contributes to the Aggregate OPB.

Aggregate Pending Disbursements

The cumulative net loan amount that is awaiting disbursement to a borrower for the given aggregate loan type.

Aggregate Total

The amount of Outstanding Principal Balance plus Pending Disbursements for the given aggregate loan type. Amount used when considering whether a borrower is "Close or Equal to" or "Exceeding" aggregate limits.

Alert

See [Transfer Monitoring Alert](#).

Amount Forgiven

The dollar amount that a student/borrower received in Teacher Loan Forgiveness or Loan Discharge.

Amount of Disbursement

See [Disbursement Amount](#).

Amount of Loan

See [Loan Amount](#).

Amount of Outstanding Interest

See [Outstanding Interest Amount](#).

Amount of Outstanding Principal Balance

See [Outstanding Principal Balance Amount](#).

Anticipated Completion Date

The date the student completed, or was expected to complete, his or her studies.

Approved Loan Amount

For Direct Loans and Perkins Loans, the original amount, before any cancellations.

Award Amount

The amount of the Grant the school expects to pay the student based on the student's enrollment and school's cost of attendance.

Award ID

21 character identifier that uniquely identifies a grant on the COD system (ACG, SMART and TEACH only). It is also used to identify the TEACH Grant converted to a Federal Direct Unsubsidized Loan (D8).

Award Year

The school year that the student received a COD grant, as reported by the school. The Award Year runs from July 1 through the following June 30.

[top](#) [A](#) [B](#) [C](#) [D](#) [E](#) [F](#) [G](#) [H](#) [I](#) [J](#) [K](#) [L](#) [M](#) [N](#) [O](#) [P](#) [Q](#) [R](#) [S](#) [T](#) [U](#) [V](#) [W](#) [X](#) [Y](#) [Z](#) [close](#)

Batch File

Data file submitted or received via a Student Aid Internet Gateway mailbox. See [Student Aid Internet Gateway](#).

Batch Upload MS Excel™ File

A MS-Excel™ spreadsheet template with identifying data elements that GA Online Loan Update/TLF users update and submit to NSLDS using an Excel file of up to 50 existing NSLDS students and their TLF or Loan Discharge data.

Begin Effective Date

Allows you to display on the Enrollment Detail page only records with an Effective Date later than or equal to the date you enter.

Begin Value

Allows you to set a lower limit for retrieving records from the Enrollment Update page. If you leave Exact Match Only unchecked, Enrollment Update will retrieve any student records that match the Begin Value you type or come after it in ascending alphanumeric order.

Borrowed Amount

The cumulative net amount of the loan actually disbursed to a borrower.

Borrowed at Name

The name of the school where the student was enrolled or accepted at the time the loan was

guaranteed or originated.

Borrowed at OPEID

The eight-digit ED code for the school and school branch where the student was enrolled or accepted for enrollment at the time the loan was guaranteed or originated.

[top](#) [A](#) [B](#) [C](#) [D](#) [E](#) [F](#) [G](#) [H](#) [I](#) [J](#) [K](#) [L](#) [M](#) [N](#) [O](#) [P](#) [Q](#) [R](#) [S](#) [T](#) [U](#) [V](#) [W](#) [X](#) [Y](#) [Z](#) [close](#)

Canceled Amount

The cumulative amount of the Title IV loan that was canceled.

Canceled Date

The latest date that all or part of the Title IV loan was canceled.

Capitalized Interest

The accumulated interest on an unsubsidized loan that is added to the principal balance of the loan.

Cert. Date

See [Certification Date](#).

Cert. Method

See [Certification Method](#).

Certification Date

The date as of which a school certifies that a student's enrollment information is accurate and up-to-date.

Certification Method

The method a school uses to certify enrollment information. Schools can certify enrollment information using either the [batch](#) enrollment reporting process or the [Enrollment Maintenance](#) page on this site.

Combined Loans

Includes both subsidized and unsubsidized Stafford Direct loans.

CSC

NSLDS Customer Service Center.

[top](#) [A](#) [B](#) [C](#) **D** [E](#) [F](#) [G](#) [H](#) [I](#) [J](#) [K](#) [L](#) [M](#) [N](#) [O](#) [P](#) [Q](#) [R](#) [S](#) [T](#) [U](#) [V](#) [W](#) [X](#) [Y](#) [Z](#) [close](#)

Data Provider Loan ID

A code used by a data provider (Guaranty Agency, Direct Loan Servicer, Debt Collection Service or Perkins school) for internal loan identification.

Date Entered Repayment

The date the loan entered repayment.

Date of Anticipated Completion

See [Anticipated Completion Date](#).

Date of Disbursement

See [Disbursement Date](#).

Date of Loan

See [Loan Date](#).

Date of Outstanding Interest

See [Outstanding Interest Date](#).

Date of Outstanding Principal Balance

See [Outstanding Principal Balance Date](#).

DCS

Department of Education's Debt Collection Service.

Default School for Consolidated Loan

Listed as school name when the loan is an FFEL Consolidation Loan. This is in accordance with reporting requirements, and has no bearing on the status of the loan. These loans may be entered into after a student completes his/her program of study at a particular school and consolidates loans received while in school.

Denominator

Number of loans that entered repayment during a particular Cohort fiscal year (October 1-September 30).

Disbursed Amount

The amount of the grant the school has disbursed to the student.

Disbursement Amount

The cumulative amount of funds released to a borrower.

Disbursement Date

The date the loan disbursement was made.

Discharge Date

The date of the Loan Discharge.

Discharge Type

The discharge reason codes for discharging all or part of a loan.

Distribution Medium

How enrollment information is sent to an organization. Valid values are [SAIG](#) or Tape.

Distribution SAIG User ID

For organizations that receive enrollment information by the [Student Aid Internet Gateway](#), the address of the mailbox to which that information is sent.

DL

Federal Direct Student Loan.

DOB

Date of Birth.

DP

Data Provider.

[top](#) [A](#) [B](#) [C](#) [D](#) **E** [F](#) [G](#) [H](#) [I](#) [J](#) [K](#) [L](#) [M](#) [N](#) [O](#) [P](#) [Q](#) [R](#) [S](#) [T](#) [U](#) [V](#) [W](#) [X](#) [Y](#) [Z](#) [close](#)

ED

U.S. Department of Education.

ED Region

A Department of Education Student Financial Assistance Program's Regional Offices.

EFC

See [Expected Family Contribution](#).

Eff. Date

See [Effective Date](#).

Effective Date

The date when a student's [enrollment status](#) first took effect.

End Effective Date

Allows you to display on the Enrollment Detail page only records with an Effective Date earlier than or equal to the date you enter on certain Enrollment pages.

Enroll. Code

See [Enrollment Code](#).

Enrollment Code

An alphabetic character that represents a student's current or past enrollment status.

Code	Status
A	Approved leave of absence
D	Deceased
F	Full time
G	Graduated
H	Half time or more, but less than full time
L	Less than half time
W	Withdrawn
Z	No record found

Exact Match Only

On the Enrollment Update page, allows you to retrieve only records that match exactly with the Begin Value you typed. This option must be used in combination with a Begin Value.

Expected Family Contribution

An index produced by Congressional Methodology (CM) that assesses an applicant's financial need.

Extract Format

Batch file format in which the information is sent as a "string" of data. User then downloads data into a format on site. (See also [Report Format](#)).

[top](#) [A](#) [B](#) [C](#) [D](#) [E](#) [F](#) [G](#) [H](#) [I](#) [J](#) [K](#) [L](#) [M](#) [N](#) [O](#) [P](#) [Q](#) [R](#) [S](#) [T](#) [U](#) [V](#) [WXYZ](#) [close](#)

FAQ

Frequently Asked Questions.

FDLP Servicer

An agency that services the financial aid programs within the William D. Ford Direct loan Program.

FFEL

Federal Family Education Loan.

Federal Perkins Loans

Campus based loans that are reported to NSLDS. This family of loans includes the National Defense Loan (DU), the Perkins Expanded Lending (EU), the National Direct Student Loan (NU), and the Federal Perkins Loan (PU).

FFEL Consolidation Loans

Loans consolidated under the Federal Family Education Loans program.

Full Time Teacher Of

The type of qualifications for Teacher Loan Forgiveness, detailed below:

Full Time Teacher Of
Elementary (up to \$5000)
Secondary (up to \$5000)
Highly Qualified(up to \$5000)
Secondary Mathematics (up to \$17500)
Secondary Science (up to \$17500)
Elementary Spec. Ed. (up to \$17500)
Secondary Spec. Ed. (up to \$17500)

GA

See [Guaranty Agency](#).

GA Code

Three digit code that identifies the GA.

Guaranteed Loan Amount

For FFEL loans, the original amount, before any cancellations.

Guaranty Agency

A state agency or private, nonprofit institution or organization that administers the financial aid programs within the Federal Family Education Loans (FFEL) Program.

[top](#) [A](#) [B](#) [C](#) [D](#) [E](#) [F](#) [G](#) **H** [I](#) [J](#) [K](#) [L](#) [M](#) [N](#) [O](#) [P](#) [Q](#) [R](#) [S](#) [T](#) [U](#) [V](#) [W](#) [X](#) [Y](#) [Z](#) [close](#)

HS Program

School submitted High School program code (ACG only).

[top](#) [A](#) [B](#) [C](#) [D](#) [E](#) [F](#) [G](#) [H](#) **I** [J](#) [K](#) [L](#) [M](#) [N](#) [O](#) [P](#) [Q](#) [R](#) [S](#) [T](#) [U](#) [V](#) [W](#) [X](#) [Y](#) [Z](#) [close](#)

Inform

See [Transfer Monitoring Inform](#).

Interest Rate

See [Loan Interest Rate](#).

[top](#) [A](#) [B](#) [C](#) [D](#) [E](#) [F](#) [G](#) [H](#) [I](#) **J** [K](#) [L](#) [M](#) [N](#) [O](#) [P](#) [Q](#) [R](#) [S](#) [T](#) [U](#) [V](#) [W](#) [X](#) [Y](#) [Z](#) [close](#)

No Entries

[top](#) [A](#) [B](#) [C](#) [D](#) [E](#) [F](#) [G](#) [H](#) [I](#) [J](#) **K** [L](#) [M](#) [N](#) [O](#) [P](#) [Q](#) [R](#) [S](#) [T](#) [U](#) [V](#) [W](#) [X](#) [Y](#) [Z](#) [close](#)

No Entries

[top](#) [A](#) [B](#) [C](#) [D](#) [E](#) [F](#) [G](#) [H](#) [I](#) [J](#) [K](#) **L** [M](#) [N](#) [O](#) [P](#) [Q](#) [R](#) [S](#) [T](#) [U](#) [V](#) [W](#) [X](#) [Y](#) [Z](#) [close](#)

Last Anticipated Comp. Date

The [Anticipated Completion Date](#) most recently reported to NSLDS for a given enrollment status.

Last Disbursed Amt

The dollar amount of the most recent disbursement to the borrower for a specific loan.

Last Disbursed Date

The date of the most recent disbursement to the borrower for a specific loan.

Latest Disb

Latest disbursement date COD processed the payment record.

Lender

An eligible party that provides an FFEL loan to a student, whether it is a bank, a college, the government or another organization.

Lender Branch Servicer

An agency that services a lender's loans.

Loan Amount

The original loan amount, before any cancellations.

Loan Date

For FFEL loans, the date the loan was originally guaranteed. For Direct Loans and Perkins loans, the date the loan was originally disbursed.

Loan Discharge

An entitlement to students, under the Federal Family Education Loan (FFEL) programs, to discharge their debt based on conditions outlined in the Higher Education Act, as amended.

Loan Holder

The Lender or GA who holds the loan.

Loan Interest Rate

The interest rate that is applied to the loan. A variable interest rate is indicated by the abbreviation VAR.

Loan Period Begin

The date classes are (or were) to begin for the period covered by the loan.

Loan Period End

The date classes ended (or were to end) for the period covered by the loan.

Loan Records Extracted

The total number of detail records extracted from the data provider database for this submission. This number may include records that were in error and did not update the NSLDS database.

Loan Status

The two-character code that indicates the status of a loan.

Loan Status Code	Definition
AL	Abandoned Loan
BC	Bankruptcy Claim, Discharged
BK	Bankruptcy Claim, Active
CA	Canceled
CS	Closed School Discharge
DA	Deferred

DB	Defaulted, Then Bankrupt, Active, Chapter 13
DC	Defaulted, Compromise
DD	Defaulted, Then Died
DE	Death
DF	Defaulted, Unresolved
DI	Disability
DK	Defaulted, Then Bankrupt, Discharged, Chapter 13
DL	Defaulted, In Litigation
DN	Defaulted, Paid in Full Through Consolidation Loan
DO	Defaulted, Then Bankrupt, Active, other
DP	Defaulted, Paid in Full
DR	Defaulted, Loan in Roll-Up Loan
DS	Defaulted, Then Disabled
DT	Defaulted, Collection Terminated
DU	Defaulted, Unresolved
DW	Defaulted, Write-off
DX	Defaulted, Six Consecutive Payments
DZ	Defaulted, Six Consecutive Payments, then missed payment
FB	Forbearance
FC	False Certification Discharge
FR	Fraud
FX	Fraud Satisfied
IA	Loan Originated
ID	In School or Grace Period
IG	In Grace Period
IM	In Military Grace
IP	In post-deferment grace(Perkins only)
OD	Defaulted, Then Bankrupt, Discharged, Other
PC	Paid in Full Through Consolidation Loan
PF	Paid in Full
PM	Presumed Paid in Full

PN	Non-defaulted, Paid in Full Through Consolidation Loan
PZ	PLUS Child Death
RF	Refinanced
RP	In Repayment
UA	Temporarily Uninsured - No Default Claim Requested
UB	Temporarily Uninsured - Default Claim Denied
UC	Permanently Uninsured-No Default Claim Requested
UD	Permanently Uninsured-Default Claim Denied
UI	Unreinsured
XD	Defaulted, six consecutive payments

Loan Status Date

The date a Loan Status became effective.

Loan Type

The type of Title IV award made with a formal agreement for repayment with interest.

Code	Loan Type
CL	FFEL Consolidation Loan
D1	Direct Stafford Subsidized Loan
D2	Direct Stafford Unsubsidized Loan
D3	Direct PLUS Loan for Graduate/Professional
D4	Direct PLUS Loan
D5	Direct Consolidation Unsubsidized Loan
D6	Direct Consolidation Subsidized Loan
D7	Direct Consolidation PLUS Loan
D8	Direct Unsubsidized (TEACH)
DU	National Defense Loan
EU	Perkins Expanded Lending Loan
FI	Federally Insured Student Loan (FISL)
GB	FFEL PLUS Loan for Graduate/Professional

IC	Income Contingent Loan (ICL)
NU	National Direct Student Loan (NDSL)
PL	FFEL PLUS Loan
PU	Federal Perkins Loan
RF	FFEL Refinanced Loan
SF	FFEL Stafford Subsidized Loan
SL	Supplemental Loan (SLS)
SU	FFEL Stafford Unsubsidized Loan

Loans with Errors

The total number of detail records extracted from the data provider database that included errors and did not update the NSLDS database..

[top](#) [A](#) [B](#) [C](#) [D](#) [E](#) [F](#) [G](#) [H](#) [I](#) [J](#) [K](#) [L](#) [M](#) [N](#) [O](#) [P](#) [Q](#) [R](#) [S](#) [T](#) [U](#) [V](#) [W](#) [X](#) [Y](#) [Z](#) [close](#)

Major

Student's major course of study also known as Classification of Instructional Programs (CIP) (SMART only).

Monitor Begin Date

Date school requests the NSLDS to start monitoring a transfer student's record for change(s).

Most Recent Status

The [Enrollment Status](#) most recently reported for a student at a school.

[top](#) [A](#) [B](#) [C](#) [D](#) [E](#) [F](#) [G](#) [H](#) [I](#) [J](#) [K](#) [L](#) [M](#) [N](#) [O](#) [P](#) [Q](#) [R](#) [S](#) [T](#) [U](#) [V](#) [W](#) [X](#) [Y](#) [Z](#) [close](#)

National SMART Grant

National Science and Mathematics Access to Retain Talent Grant. A federal grant available to third and fourth year college students who are eligible for the Pell Grant and are pursuing a degree in designated majors (physical, life, or computer sciences; math, technology, or engineering; or in a foreign language determined critical to national security). Student must have earned at least a 3.0 GPA.

Navigation

The traversal of the Financial Aid Professionals System. See [Navigation](#) page.

Navigation Legend

Legend of icons and symbols used in the FAP Web site.

Non-Subsidized Loans

Subsidized loans with no subsidy provided. Pre-date Unsubsidized loan program.

NSLDS

National Student Loan Data System.

NSLDS Web

As a [Certification Method](#), indicates that the school certified the enrollment information using the Enrollment Maintenance page on this site.

Numerator

Number of borrowers entering repayment in the cohort fiscal year who defaulted in the cohort default period. (Two year period that begins on October 1 of the fiscal year the borrower enters repayment and ends on September 30 of the following fiscal year.)

[top](#) [A](#) [B](#) [C](#) [D](#) [E](#) [F](#) [G](#) [H](#) [I](#) [J](#) [K](#) [L](#) [M](#) [N](#) **O** [P](#) [Q](#) [R](#) [S](#) [T](#) [U](#) [V](#) [W](#) [X](#) [Y](#) [Z](#) [close](#)

OPB

Outstanding Principal Balance.

OPEID

The eight digit U.S. Department of Education, Office of Postsecondary Education (OPE) code used to identify the school and school branch.

Original Schedule

Enrollment Reporting Schedule items generated by the schedule that was assigned to an organization when it first signed up with the NSLDS.

Other Fees

The accumulated fees added to late or defaulted loans. Examples of other fees are late fees, collection costs, or court costs.

Output Medium

The output format the user selected for the report. Options are Report, which results in an organized, easily readable document, and Extract, which results in a raw data document. Reports generated in Extract are usually imported into a spreadsheet software program.

Outstanding Interest Amount

The cumulative accrued outstanding interest balance on the loan.

Outstanding Interest Date

The date that the outstanding interest balance was updated.

Outstanding Principal Balance Amount

The cumulative dollar value due on a loan. If the field is preceded by an exclamation mark, the amount may include capitalized interest and/or other fees.

Outstanding Principal Balance Date

The date the outstanding principal balance was updated.

Overpayment

A Title IV overpayment is the amount of any Title IV student assistance funds received by a student that exceeds the amount the student is eligible to receive.

Overpayment Create Date

The date the overpayment was entered into the NSLDS.

Overpayment Indicator

The code identifying the status of the overpayment.

- **Overpayment**-This is the value that a school uses when first entering an active overpayment into the system. It means that the student owes the overpayment, has not made satisfactory arrangements to repay, and should be considered ineligible for additional Title IV aid until the overpayment is repaid or otherwise resolved.
- **Repaid**-This value means that a previously reported overpayment that was in either Overpayment or Satisfactory Arrangement Made status has been fully repaid by the student. Schools should update the NSLDS when the final payment has been made. The date that the final payment of the overpayment was made should be entered at that time. A value of Repaid does not produce the overpayment flags and messages on SARs and ISIRs.
- **Satisfactory Arrangement Made**-This value means that while the student still owes the overpayment, he or she has made arrangements that are satisfactory to the school to repay the overpayment. A status of Satisfactory Arrangement Made reported to other schools on a SAR or ISIR (or in the FAT process of NSLDS) provides documentation that the student may continue to receive Title IV aid. In the event that the student fails to meet the commitment made with the school for the arrangements to repay, the school should immediately reset the overpayment Indicator field to Overpayment.
- **Fraud**-This value indicates that a student has been convicted of fraud. This means that the student has been convicted of fraud, still owes the fraudulently obtained funds, and should be considered ineligible for additional Title IV aid until the funds are repaid.

Overpayment Repayment Date

The date the overpayment was paid in full.

Overpayment Source

The code identifying where the overpayment exists.

- **Transfer**-When a school has transferred an overpayment to the U.S. Department of Education's Debt Collection Service (DCS), the school should update the previously reported overpayment information in NSLDS by changing the Source field from School to Transfer. This change does not invalidate the overpayment but it does inform any user of the system that the debt is in the process of being transferred from the school to DCS.
- **School**-Whenever a school is attempting to add a new, or update an existing overpayment record; this field is automatically updated with SCH.
- **ED Region**-The debt is now held by one of the U.S. Department of Education's Debt Collection Service regional offices.

Overpayment Type

The Title IV student assistance funds type (Perkins, SEOG, Pell, Academic Competitiveness Grant, National SMART Grant, or TEACH Grant) for which the student has received an amount in excess of what the student is eligible to receive.

[top](#) [A](#) [B](#) [C](#) [D](#) [E](#) [F](#) [G](#) [H](#) [I](#) [J](#) [K](#) [L](#) [M](#) [N](#) [O](#) **P** [Q](#) [R](#) [S](#) [T](#) [U](#) [V](#) [W](#) [X](#) [Y](#) [Z](#) [close](#)

Paid Date

The date the GA pays the holder; if the GA is the holder, the date applied to the borrowers account.

PDPA

Primary Destination Point Administrator. Person at an organization who is responsible for enrolling new, modifying existing or deactivating NSLDS online user IDs. PDPAs should work closely with those at their organization to ensure the appropriate access is established for NSLDS batch services. The PDPA manages NSLDS access by using the www.fsawebenroll.ed.gov website.

Pell Grant

A Title IV grant program for undergraduate students who have not completed a first baccalaureate degree.

Pending Disbursement Amount

The cumulative net loan amount that is awaiting disbursement to a borrower.

Percent (%) Scheduled Award Used by Award Year

Percent of eligibility the student has used (Pell Grant only).

Percent (%) Eligibility Used Scheduled Award

Percent of eligibility the student has used (ACG and SMART Grants only).

Perkins

See [Federal Perkins Loans](#).

PLUS

Parent Loan for Undergraduate Student.

PLUS Graduate/Professional

PLUS Loan for Graduate and Professional Students.

Portfolio

Every organization involved in the Enrollment Reporting process has a portfolio that contains all the students for whom the organization reports or receives enrollment information. A student who belongs to an organization's portfolio is said to participate in that portfolio. Schools report enrollment information to the NSLDS for the students in their portfolios. All other organizations receive enrollment information from the NSLDS for the students in their portfolios.

Portfolio Participation

A student participates in the portfolio of an organization involved in the Enrollment Reporting process when that organization reports or receives enrollment information about the student. Participation is based on the organizational interest that is created when the student receives a Direct Loan or FFELP loan.

Posted by COD

The date when the grant is listed as disbursed on the COD system.

Previously Applied

Indicates whether a student has previously applied for Teacher Loan Forgiveness.

Processed Date

The date on which NSLDS completely processed the submittal.

[top](#) [A](#) [B](#) [C](#) [D](#) [E](#) [F](#) [G](#) [H](#) [I](#) [J](#) [K](#) [L](#) [M](#) [N](#) [O](#) [P](#) [Q](#) [R](#) [S](#) [T](#) [U](#) [V](#) [W](#) [X](#) [Y](#) [Z](#) [close](#)

No Entries

Received Date

The date the NSLDS received the incoming submittal.

Record Format (Non-Schools Only)

The format in which a guaranty agency, lender, or lender servicer receives [batch](#) enrollment information from the NSLDS.

Records Received (Non-Schools Only)

An option that allows non-schools to receive either all the enrollment records for students in their portfolios or only those records that contain a change to [Enrollment Code](#), [Effective Date](#), or [Anticipated Completion Date](#).

Regular

A file type indicating that the file is a regularly scheduled Enrollment Reporting file. When the NSLDS sends an organization a regular file, it automatically schedules another such file for one year in the future.

Report Format

File format in which the information looks and reads as a report. (See also [Extract Format](#)).

Reported By

Indicates the type of organization that reported information displayed on Enrollment pages. Current sources are schools, Guaranty Agencies (GAs), and Direct Loans.

Reported By ID

The identification number of the organization that reported information displayed on Enrollment pages. For schools, this number is their [OPEID](#); for guaranty agencies, it is their guaranty agency number.

Return of Funds

The amount of funds returned to a lender for a loan disbursed to a student who is no longer eligible due to withdrawing from courses, or never attending class for which the loan was intended.

Return of Funds Date

The date a lender receives a return of funds disbursed for a student from the school.

[top](#) [A](#) [B](#) [C](#) [D](#) [E](#) [F](#) [G](#) [H](#) [I](#) [J](#) [K](#) [L](#) [M](#) [N](#) [O](#) [P](#) [Q](#) [R](#) [S](#) [T](#) [U](#) [V](#) [W](#) [X](#) [Y](#) [Z](#) [close](#)

SAIG

See [Student Aid Internet Gateway](#).

Scheduled Amount

Scheduled amount of the Pell Grant award (Pell Grant only).

Scheduled Award

Scheduled amount of the ACG and SMART Grant award. For TEACH Grants every grant displays the maximum scheduled award (\$4,000).

Scheduled Submittal Date

The date that the NSLDS expects to process or has processed a data provider input.

School

A postsecondary educational institution.

School Reason

School submitted eligibility/payment reason (ACG only).

School Batch

As a [Certification Method](#), indicates that the school certified enrollment information through the batch enrollment reporting process.

SEOG

See [Supplemental Education Opportunity Grant](#).

Separate Loan Indicator

An indicator used to differentiate among multiple loans with the same loan date for the same borrower and student attending the same school.

Servicer Name (Schools Only)

For schools that use a third-party servicer to send enrollment information to NSLDS, the name of the servicer.

SMART

See [National SMART Grant](#)

Source

The entity (i.e. GA code) that reports specified data.

Split Files Indicator (Schools Only)

For schools that use a third-party servicer, a Yes or No option indicating whether the servicer submits enrollment information for all the schools it services as a single file (No) or as a series of separate files (Yes).

SSCR

Student Status Confirmation Report.

SSN

Social Security Number.

State Code

The state the student/borrower applied for the TLF.

Status

The enrollment status indicated by a student's [Enrollment Code](#).

Statuses in Effect

On the Enrollment Timeline page, the dates during which a set of enrollment statuses were in effect.

Student Aid Internet Gateway (SAIG)

The virtual network used to send and receive student aid data files over the Internet.

Student Designator

The student identifier used by a school on its own internal database or tracking system.

Submittal File

The validated, snapshot image of a data provider's database file that is transmitted to and updates the NSLDS database.

Submittal Pass Rate (%)

The percentage of detail records extracted from the data provider database that contained no errors and updated the NSLDS database.

Submittal Processed Date

The date that the NSLDS completely processed the submittal file.

Submittal Received Date

The date that the NSLDS received the incoming submittal file.

Subsidized Loans

A loan for which the federal government pays the interest during in-school, grace and deferment periods.

Supplemental Education Opportunity Grant

A Title IV campus-based grant program for undergraduate students of exceptional financial need who have not completed their first baccalaureate degree.

[top](#) [A](#) [B](#) [C](#) [D](#) [E](#) [F](#) [G](#) [H](#) [I](#) [J](#) [K](#) [L](#) [M](#) [N](#) [O](#) [P](#) [Q](#) [R](#) [S](#) [T](#) [U](#) [V](#) [W](#) [X](#) [Y](#) [Z](#) [close](#)

TEACH Grant

Teacher Education Assistance for College and Higher Education (TEACH) Grant Program. TEACH Grant is a non-need-based grant program that provides up to \$4,000 per year to students who are enrolled in an eligible program and who agree to teach in a high-need field, at a low-income elementary or secondary school for at least four years within eight years of completing the program for which the TEACH Grant was awarded. If the grant recipient fails to complete the required teaching service, the TEACH grant is treated as a Federal Direct Unsubsidized Loan (D8)

Teacher Loan Forgiveness (TLF)

The Teacher Loan Forgiveness program allows borrowers to apply for forgiveness of their Title IV loans for a maximum of \$17,500.

TG Number

The number assigned to a user's [SAIG](#) mailbox. This is the mailbox to which all Reports are sent.

Total % Elig. Used by Academic Yr Level

The student's total percent of eligibility used by academic year level (ACG and SMART Grants only).

Total Records Extracted

The total number of detail records extracted from the data provider database for submission to the NSLDS. This number may include records that were in error and did not update the NSLDS database.

Tran

Transaction number on the SAR or ISIR for the payment accepted by the school.

Transfer Monitoring Alert

Information generated by the NSLDS as a result of the Transfer Monitoring process. The Alert tells a school that new information has been reported that may affect eligibility for Title IV Financial Aid on one or more students on that school's Transfer Monitoring List.

Transfer Monitoring Inform

Information provided to the NSLDS by a school or servicer. The Inform consists of identifiers and Enrollment Begin dates for one or more students that the school has identified as Transfer students. The Inform tells the NSLDS to monitor those student records for information being reported that may affect eligibility for Title IV Financial Aid.

Transfer Monitoring List

List of students a school has identified as Transfer Students, and requested the NSLDS to monitor for reported record changes.

Transfer Monitoring Process

Process through which the NSLDS reviews records of students submitted by various schools/ servicers and looks for reported changes which may affect Title IV eligibility.

Type

Indicates what form of Enrollment Reporting file the NSLDS will send an organization. Files can be either [Ad Hoc](#) or [Regular](#).

[top](#) [A](#) [B](#) [C](#) [D](#) [E](#) [F](#) [G](#) [H](#) [I](#) [J](#) [K](#) [L](#) [M](#) [N](#) [O](#) [P](#) [Q](#) [R](#) [S](#) [T](#) [U](#) [V](#) [W](#) [X](#) [Y](#) [Z](#) [close](#)

Update date

The date when the update was performed.

Update user name

The name of the person that performed the update.

URL

Uniform Resource Locator. A URL consists of an access method (http, ftp, etc.), an internet address, and a page or file name.

[top](#) [A](#) [B](#) [C](#) [D](#) [E](#) [F](#) [G](#) [H](#) [I](#) [J](#) [K](#) [L](#) [M](#) [N](#) [O](#) [P](#) [Q](#) [R](#) [S](#) [T](#) [U](#) [V](#) [W](#) [X](#) [Y](#) [Z](#) [close](#)

Ver. Flag

Result of verification by school.

[top](#) [A](#) [B](#) [C](#) [D](#) [E](#) [F](#) [G](#) [H](#) [I](#) [J](#) [K](#) [L](#) [M](#) [N](#) [O](#) [P](#) [Q](#) [R](#) [S](#) [T](#) [U](#) [V](#) [W](#) [X](#) [Y](#) [Z](#) [close](#)

Web Report List

List of reports that can be viewed directly from the NSLDS Web site as Portable Document Format (PDF) files. Selected report may also be transmitted to the requestor's SAIG mailbox.

[top](#) [A](#) [B](#) [C](#) [D](#) [E](#) [F](#) [G](#) [H](#) [I](#) [J](#) [K](#) [L](#) [M](#) [N](#) [O](#) [P](#) [Q](#) [R](#) [S](#) [T](#) [U](#) [V](#) [W](#) [X](#) [Y](#) [Z](#) [close](#)

No Entries

Last updated: October 19, 2008

[close](#)