

RECEIVED

JUN 15 2004

BOARD OF COUNTY COMMISSIONERS
ESMERALDA COUNTY, NEVADA

MEMBERS

BENJAMIN VILJOEN, CHAIRMAN
R. J. GILLUM, VICE CHAIRMAN
WILLIAM C. KIRBY, COMMISSIONER

STAFF

SANDRA JOHNSON
ADMINISTRATIVE ASSISTANT

[REDACTED]

[REDACTED]

June 1, 2004

040592

Ms. Robin Sweeney
EIS Document Manager
Office of Transportation
Office of Civilian Radioactive Waste Management
US Department of Energy
1551 Hillshire Drive, M/S 011
Las Vegas, Nevada 89134

RE: Comments on the Scope of the Environmental Impact Statement for the Alignment,
Construction, and Operation of a Rail Line to a Geologic Repository at Yucca Mountain, Nye
County, Nevada

Dear Ms. Sweeney:

Thank you for the opportunity to comment on the DOE decision to construct and operate a rail line to Yucca Mountain. The Esmeralda County Commission Board approved the attached, "Resolution to Support Realignment of the Caliente Rail Line to a Geologic Repository at Yucca Mountain in Nye County, Nevada" for submittal to DOE as comment on the proposed Caliente rail line to Yucca Mountain.

It is particularly important to Esmeralda County that to the extent practical, the actual alignment of the railroad be done in a manner that minimizes the impact on present and future mining related property rights and mining economic activities. DOE should consider moving the section of alignment near Goldfield to the west to ensure the future exploration, development and mining of the mineralized lands.

The DOE should evaluate the impacts and benefits associated with locating support facilities for the transportation system and repository construction and operation in Esmeralda County. Examples of these operations that should be located in Esmeralda County include training centers for local emergency response personnel, communications infrastructure, and maintenance and construction support systems.


The DOE should consider all means to maximize positive economic impacts to Esmeralda County from the rail line and transportation system. The Esmeralda County Board of Commissioners encourages DOE to work directly with the local governments impacted by the rail line to identify associated economic opportunities.

Esmeralda County should be given the opportunity to work with DOE in planning the transportation system, particularly to provide input on the following:

- Availability and location of construction materials (aggregates, railroad ballast, water, etc.)
- Availability and location of construction support (workforce, equipment, commercial supplies, etc.);
- Options for the location of work camps;
- Options for developing access to work sites from existing roads;
- Local desires for operations of the rail line, including common carriage use;
- Intended purpose and location for rail sidings;
- Economic factors that may affect alignment decisions;
- Possible commodities that could be shipped on the rail line by local communities if the decision were made to allow common carriage use;

Esmeralda County looks forward to working constructively with DOE on this important national project. We request that you carefully consider options that maximize economic opportunity for our communities and minimize health and safety impacts to our residents.

Sincerely,



Ben Viljoen,
Chairman

1 RESOLUTION NO. 04-R-10

2
3
4 **RESOLUTION OF THE ESMERALDA COUNTY BOARD OF COMMISSIONERS TO**
5 **SUPPORT REALIGNMENT OF THE CALIENTE RAIL LINE TO A GEOLOGIC**
6 **REPOSITORY AT YUCCA MOUNTAIN IN NYE COUNTY, NEVADA**
7

8 WHEREAS, Esmeralda County is one of four local jurisdictions in Nevada that
9 hosts the Department of Energy (DOE) preferred rail line from Caliente, Nevada for
10 the transportation of high-level radioactive waste and spent nuclear fuel to a geologic
11 repository at Yucca Mountain, Nevada and;

12 WHEREAS, Esmeralda County intends to work constructively with the DOE
13 and the other jurisdictions along the Caliente Rail Route for the purpose of
14 developing and implementing policy which protects public safety, minimizes adverse
15 economic impacts, and maximizes associated economic opportunities and;

16 WHEREAS, the Caliente Rail Line crosses and obstructs the Goldfield Mining
17 District, a historic high grade gold district in Esmeralda County that is currently being
18 explored for large scale gold production and;

19 WHEREAS, development of minerals in the Goldfield Mining District is
20 important to business growth and job creation in Esmeralda County and;

21 WHEREAS, the alignment of the Caliente Rail Line can be adjusted to
22 minimize the impact on present and future mining related property rights, mineral
23 exploration and mining economic activities in Esmeralda County and;

24 WHEREAS, realigning the Caliente Rail Line to the west of Goldfield would
25 promote new mining and other commercial and industrial development operations in

1 Esmeralda County and would allow companies to ship, via said rail route, commercial
2 and industrial products and mineral ores at an affordable cost and;

3 WHEREAS, new mining, warehousing, and federal contracting companies
4 created in Esmeralda County as a result of the rail line could become significant
5 sources of employment and tax revenue.


6 NOW, THEREFORE; BE IT RESOLVED, that the Esmeralda County Board of
7 Commissioners support the realignment of the Caliente Rail Line to the west of the
8 Goldfield Mining District to ensure future commercial, industrial and mining
9 development and enhancement of economic growth in Esmeralda County.


10
11 PASSED, ADOPTED AND APPROVED this 1 day of June, 2004.

12 ESMERALDA COUNTY BOARD
13 OF COMMISSIONERS

14
15 
16
17
18 BENJAMIN VILJOEN, CHAIRMAN

19
20
21 
22
23 R.J. GILLUM, VICE CHAIRMAN

24
25
26 
27
28 WILLIAM KIRBY, COMMISSIONER

29
30
31
32 ATTEST: 
33 CLERK OF BOARD