

Module 8 Simulation
**Claiming Child Tax Credit and
Additional Child Tax Credit**

1 2 3 4 5 6 7 8 9 10 11 12 13 14 15



In this simulation, you will take on the role of Scott Newberry in order to learn how to claim the child tax credit and additional child tax credit.

1 2 3 4 5 6 7 8 9 10 11 12 13 14 15



You are married to Nancy Newberry and have one child named James. James is 8 years old. You, Nancy, and James are all U.S. citizens.

You are an accountant. Your wife and child both attend school and do not work. You all live together.

To review your personal information, click **My Profile** below.

1 2 3 4 5 6 7 8 9 10 11 12 13 14 15

My Profile



My Profile

Name: Scott Newberry

Employment: Accountant

Marital status: Married

Spouse's name (if any): Nancy Newberry, student

Children: James, age 8

U.S citizen: Yes

Other: The child lived with you and Nancy in the family home.

Filing Status: Married Filing Jointly



Module 8 Simulation

January 1
Your Tax Year
December 31
January 1
Your Filing Season
April 15

You have started filing your taxes. You are using Form 1040A so you can claim the child tax credit and the additional child tax credit. Your filing status is Married Filing Jointly.

Form 1040A Department of the Treasury—Internal Revenue Service U.S. Individual Income Tax Return (99) 2007 IRS Use Only—Do not write or staple in this space.

Label (See page 18.) Use the IRS label. Otherwise, please print or type.	Label	Label	Label
	Your first name and initial Scott T	Last name Newberry	OMB No. 1545-0074 Your social security number 000 11 4444
	If a joint return, spouse's first name and initial Nancy	Last name Newberry	▲ You must enter your SSN(s) above. ▲
	Home address (number and street). If you have a P.O. box, see page 18. 2 Shady Tree Lane		Apt. no.
	City, town or post office, state, and ZIP code. If you have a foreign address, see page 18. Anytown, USA 10111		Checking a box below will not change your tax or refund.
Presidential Election Campaign	Check here if you, or your spouse if filing jointly, want \$3 to go to this fund (see page 18)		<input type="checkbox"/> You <input type="checkbox"/> Spouse
Filing status Check only one box.	1 <input type="checkbox"/> Single 2 <input checked="" type="checkbox"/> Married filing jointly (even if only one had income) 3 <input type="checkbox"/> Married filing separately. Enter spouse's SSN above and full name here.		
	4 <input type="checkbox"/> Head of household (with qualifying person). (See page 19.) If the qualifying person is a child but not your dependent, enter this child's name here.		
	5 <input type="checkbox"/> Qualifying widow(er) with dependent child (see page 20)		

1 2 3 4 **5** 6 7 8 9 10 11 12 13 14 15

My Profile





Answer the following questions to see if James meets the requirements for the child tax credit.

- Is James under 17? yes no
- Is James a citizen or resident of the United States? yes no
- Does he live with me? yes no
- Does James provide over half of his own support? yes no
- Is he a:
- eligible foster child or yes no
 - child, stepchild, adopted child, brother, sister, stepbrother, stepsister or a descendant of one
- Does James meet the requirements for the child tax credit? yes no

If yes, you have one qualifying child.

1 2 3 4 5 6 7 8 9 10 11 12 13 14 15

My Profile

Module 8 Simulation



Well done!

James is under 17.

James is a United States citizen.

James lives with you.

James does not provide over half of his own support

James is your son.

All of the requirements are met; James does meet the requirements for the child tax credit.

Here is your completed Exemptions section of the 1040A.

Exemptions		6a <input checked="" type="checkbox"/> Yourself. If someone can claim you as a dependent, do not check box 6a.				Boxes checked on 6a and 6b
		b <input checked="" type="checkbox"/> Spouse				No. of children on 6c who: • lived with you 1 • did not live with you due to divorce or separation (see page 22)
		c Dependents:				
(1) First name	Last name	(2) Dependent's social security number		(3) Dependent's relationship to you	(4) <input checked="" type="checkbox"/> if qualifying child for child tax credit (see page 21)	Dependents on 6c not entered above
James	Newberry	000	00	3333	Son	
						<input type="checkbox"/>
						<input type="checkbox"/>
						<input type="checkbox"/>
						<input type="checkbox"/>
						<input type="checkbox"/>
d Total number of exemptions claimed.						Add numbers on lines above 3

If more than six dependents, see page 21.



My Profile





Your modified adjusted gross income is \$50,000.

Table 1: Child Tax Credit Maximum Modified Adjusted Gross Income

Amounts

Filing Status	Amount
Married Filing Jointly	\$110,000
Head of Household, Single, or Qualifying Widow(er)	\$75,000
Married Filing Separately	\$55,000

According to this table, are you eligible for the child tax credit? yes no

Hint: See your filing status on your Profile.

1 2 3 4 5 6 7 8 9 10 11 12 13 14 15

My Profile

Module 8 Simulation



Well done! Your adjusted gross income is \$50,000. That is below the maximum of \$110,000 for your filing status of Married Filing Jointly. Therefore, you are eligible for the child tax credit.

1 2 3 4 5 6 7 8 9 10 11 12 13 14 15

My Profile



Module 8 Simulation

Your Tax Year
Your Filing Season

January 1
December 31
January 1
April 15

Use the information you have to fill in part of the Tax, Credits, and Payments section of Form 1040A.

Form 1040A (2007) Page 2

Tax, credits, and payments	22	Enter the amount from line 21 (adjusted gross income).	22	
Standard Deduction for— <ul style="list-style-type: none"> • People who checked any box on line 23a or 23b or who can be claimed as a dependent, see page 32. • All others: Single or Married filing jointly 	23a	Check if: <input type="checkbox"/> You were born before January 2, 1943, <input type="checkbox"/> Blind <input type="checkbox"/> Spouse was born before January 2, 1943, <input type="checkbox"/> Blind } Total boxes checked ▶	23a	<input type="checkbox"/>
	b	If you are married filing separately and your spouse itemizes deductions, see page 32 and check here ▶	23b	<input type="checkbox"/>
	24	Enter your standard deduction (see left margin).	24	
	25	Subtract line 24 from line 22. If line 24 is more than line 22, enter -0-.	25	
	26	If line 22 is \$117,300 or less, multiply \$3,400 by the total number of exemptions claimed on line 6d. If line 22 is over \$117,300, see the worksheet on page 32.	26	
	27	Subtract line 26 from line 25. If line 26 is more than line 25, enter -0-. This is your taxable income . ▶	27	
	28	Tax , including any alternative minimum tax (see page 32).	28	
	29	Credit for child and dependent care expenses. Attach Schedule 2.	29	

Enter your adjusted gross income on line 22:

Gross income: \$

1 2 3 4 5 6 7 **8** 9 10 11 12 13 14 15


My Profile



Module 8 Simulation



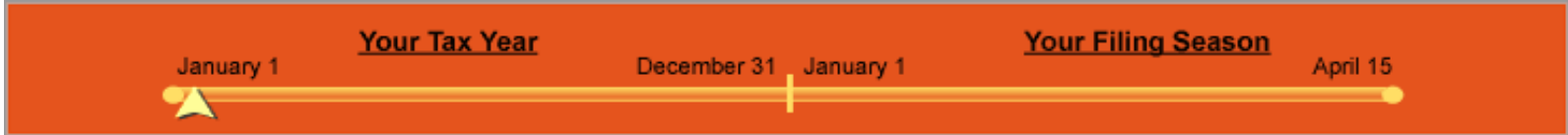
You're right! \$50,000.00.



My Profile



Module 8 Simulation



Use the information you have to fill in part of the Tax, Credits, and Payments section of Form 1040A.

Form 1040A (2007) Page 2

Tax, credits, and payments	22 Enter the amount from line 21 (adjusted gross income).	22 50,000 00
	23a Check <input type="checkbox"/> You were born before January 2, 1943, <input type="checkbox"/> Blind } Total boxes if: <input type="checkbox"/> Spouse was born before January 2, 1943, <input type="checkbox"/> Blind } checked ▶ 23a <input type="checkbox"/>	
	b If you are married filing separately and your spouse itemizes deductions, see page 32 and check here ▶ 23b <input type="checkbox"/>	
Standard Deduction for— • People who checked any box on line 23a or 23b or who can be claimed as a dependent, see page 32. • All others: Single or Married filing separately, \$5,350 Married filing jointly or Qualifying widow(er), \$10,700 Head of household,	24 Enter your standard deduction (see left margin).	24
	25 Subtract line 24 from line 22. If line 24 is more than line 22, enter -0-.	25
	26 If line 22 is \$117,300 or less, multiply \$3,400 by the total number of exemptions claimed on line 6d. If line 22 is over \$117,300, see the worksheet on page 32.	26
	27 Subtract line 26 from line 25. If line 26 is more than line 25, enter -0-. This is your taxable income .	27
	28 Tax , including any alternative minimum tax (see page 32).	28
	29 Credit for child and dependent care expenses. Attach Schedule 2.	29
	30 Credit for the elderly or the disabled. Attach Schedule 3.	30
	31 Education credits. Attach Form 8863.	31
	32 Child tax credit (see page 37). Attach Form 8901 if required.	32
	33 Retirement savings contributions credit. Attach Form 8880.	33

Your initial tax liability is \$800.

Enter your initial tax liability on line 28: \$




My Profile

Module 8 Simulation



You're right! \$800.00.



My Profile



Module 8 Simulation



Use the information you have to fill in the Tax, Credits, and Payments section of Form 1040A.

Form 1040A (2007) Page 2

Tax, credits, and payments Standard Deduction for— <ul style="list-style-type: none"> • People who checked any box on line 23a or 23b or who can be claimed as a dependent, see page 32. • All others: <ul style="list-style-type: none"> Single or Married filing separately, \$5,350 Married filing jointly or Qualifying widow(er), \$10,700 Head of household, \$7,850 	22 Enter the amount from line 21 (adjusted gross income). 22 50,000 00
	23a Check if: <input type="checkbox"/> You were born before January 2, 1943, <input type="checkbox"/> Blind <input type="checkbox"/> Spouse was born before January 2, 1943, <input type="checkbox"/> Blind Total boxes checked ▶ 23a <input type="checkbox"/>
	b If you are married filing separately and your spouse itemizes deductions, see page 32 and check here ▶ 23b <input type="checkbox"/>
	24 Enter your standard deduction (see left margin). 24
	25 Subtract line 24 from line 22. If line 24 is more than line 22, enter -0-. 25
	26 If line 22 is \$117,300 or less, multiply \$3,400 by the total number of exemptions claimed on line 6d. If line 22 is over \$117,300, see the worksheet on page 32. 26
	27 Subtract line 26 from line 25. If line 26 is more than line 25, enter -0-. This is your taxable income . ▶ 27
	28 Tax , including any alternative minimum tax (see page 32). 28 800 00
	29 Credit for child and dependent care expenses. Attach Schedule 2. 29
	30 Credit for the elderly or the disabled. Attach Schedule 3. 30
	31 Education credits. Attach Form 8863. 31
	32 Child tax credit (see page 37). Attach Form 8901 if required. 32
	33 Retirement savings contributions credit. Attach Form 8880. 33
	34 Add lines 29 through 33. These are your total credits . 34


Enter your initial child tax credit on line 32: \$

My Profile

Module 8 Simulation



You're right! \$800.00.



My Profile



Your Tax Year
Your Filing Season

January 1
December 31
January 1
April 15

Your only credit is the child tax credit.

Form 1040A (2007) Page 2

Tax, credits, and payments	22 Enter the amount from line 21 (adjusted gross income).	22	50,000	00
	23a Check <input type="checkbox"/> You were born before January 2, 1943, <input type="checkbox"/> Blind } Total boxes if: <input type="checkbox"/> Spouse was born before January 2, 1943, <input type="checkbox"/> Blind } checked ▶ 23a <input type="checkbox"/>			
	b If you are married filing separately and your spouse itemizes deductions, see page 32 and check here ▶ 23b <input type="checkbox"/>			
	24 Enter your standard deduction (see left margin).			
	25 Subtract line 24 from line 22. If line 24 is more than line 22, enter -0-.			
	26 If line 22 is \$117,300 or less, multiply \$3,400 by the total number of exemptions claimed on line 6d. If line 22 is over \$117,300, see the worksheet on page 32.			
	27 Subtract line 26 from line 25. If line 26 is more than line 25, enter -0-. This is your taxable income .			
	28 Tax , including any alternative minimum tax (see page 32).	28	800	00
	29 Credit for child and dependent care expenses. Attach Schedule 2.			
	30 Credit for the elderly or the disabled. Attach Schedule 3.			
	31 Education credits. Attach Form 8863.			
	32 Child tax credit (see page 37). Attach Form 8901 if required.	32	800	00
	33 Retirement savings contributions credit. Attach Form 8880.			
	34 Add lines 29 through 33. These are your total credits .	34		
	35 Subtract line 34 from line 28. If line 34 is more than line 28, enter -0-.			
	36 Advance earned income credit payments from Form(s) W-2, box 9.			
	37 Add lines 35 and 36. This is your total tax .			

Standard Deduction for—

- People who checked any box on line 23a or 23b or who can be claimed as a dependent, see page 32.
- All others:
 - Single or Married filing separately, \$5,350
 - Married filing jointly or Qualifying widow(er), \$10,700
 - Head of household, \$7,850

Enter your total credits on line 34:

\$ 800

1 2 3 4 5 6 7 8 9 10 11 12 13 14 15


My Profile



Module 8 Simulation



You're right! \$800.00.



My Profile



Module 8 Simulation



Use your completed Form 1040A to answer these questions:

Form 1040A (2007) Page 2

Tax, credits, and payments	22	Enter the amount from line 21 (adjusted gross income).	22	50,000	00
	23a	Check <input type="checkbox"/> You were born before January 2, 1943, <input type="checkbox"/> Blind } Total boxes if: <input type="checkbox"/> Spouse was born before January 2, 1943, <input type="checkbox"/> Blind } checked ▶ 23a <input type="checkbox"/>			
	b	If you are married filing separately and your spouse itemizes deductions, see page 32 and check here ▶ 23b <input type="checkbox"/>			
	24	Enter your standard deduction (see left margin).	24		
	25	Subtract line 24 from line 22. If line 24 is more than line 22, enter -0-.	25		
	26	If line 22 is \$117,300 or less, multiply \$3,400 by the total number of exemptions claimed on line 6d. If line 22 is over \$117,300, see the worksheet on page 32.	26		
	27	Subtract line 26 from line 25. If line 26 is more than line 25, enter -0-. This is your taxable income .	▶ 27		
	28	Tax , including any alternative minimum tax (see page 32).	28	800	00
	29	Credit for child and dependent care expenses. Attach Schedule 2.	29		
	30	Credit for the elderly or the disabled. Attach Schedule 3.	30		
31	Education credits. Attach Form 8863.	31			
32	Child tax credit (see page 37). Attach Form 8901 if required.	32	800	00	
33	Retirement savings contributions credit. Attach Form 8880.	33			
34	Add lines 29 through 33. These are your total credits .	34	800	00	
35	Subtract line 34 from line 28. If line 34 is more than line 28, enter -0-.	35	0	00	
36	Advance earned income credit payments from Form(s) W-2, box 9.	36	0	00	
37	Add lines 35 and 36. This is your total tax .	▶ 37	0	00	
38	Federal income tax withheld from Forms W-2 and 1099.	38			
39	2007 estimated tax payments and amount applied from 2006 return.	39			
40a	Earned income credit (EIC) .	40a			
b	Nontaxable combat pay election. 40b				
41	Additional child tax credit. Attach Form 8812.	41	200	00	
42	Add lines 38, 39, 40a, and 41. These are your total payments .	▶ 42	200	00	
Refund	43	If line 42 is more than line 37, subtract line 37 from line 42. This is the amount you overpaid .	43	200	00
	44a	Amount of line 43 you want refunded to you . If Form 8888 is attached, check here ▶ <input type="checkbox"/> 44a	44a	200	00
	b	Routing number <input type="text"/> ▶ c Type: <input type="checkbox"/> Checking <input type="checkbox"/> Savings			
d	Account number <input type="text"/>				
45	Amount of line 43 you want applied to your 2008 estimated tax .	45			
Amount you owe	46	Amount you owe . Subtract line 42 from line 37. For details on how to pay, see page 54.	▶ 46		

Amount you owe	46 Amount you owe. Subtract line 42 from line 37. For details on how to pay, see page 54. ▶ 46
	47 Estimated tax penalty (see page 54). 47
Third party designee	Do you want to allow another person to discuss this return with the IRS (see page 55)? <input type="checkbox"/> Yes. Complete the following. <input type="checkbox"/> No
Sign here	Designee's name ▶ Phone no. ▶ () Personal identification number (PIN) ▶
	Under penalties of perjury, I declare that I have examined this return and accompanying schedules and statements, and to the best of my knowledge and belief, they are true, correct, and accurately list all amounts and sources of income I received during the tax year. Declaration of preparer (other than the taxpayer) is based on all information of which the preparer has any knowledge.
Joint return? See page 18. Keep a copy for your records.	Your signature Date Your occupation Daytime phone number ()
	Spouse's signature. If a joint return, both must sign. Date Spouse's occupation
Paid preparer's use only	Preparer's signature Date Check if self-employed <input type="checkbox"/> Preparer's SSN or PTIN
	Firm's name (or yours if self-employed), address, and ZIP code ▶ EIN Phone no. ()

Printed on recycled paper

Form 1040A (2007)

Your initial tax liability was \$800. Your initial child tax credit was \$800. What is your total tax?

Hint: See line 37 on Form 1040A

Enter Total Tax: \$

What, if anything, is your additional child tax credit?

Hint: See line 41 on Form 1040A

Enter additional child tax credit: \$

Will you get a refund from the government?

Hint: See line 44a on Form 1040A

- Yes
- No

Module 8 Simulation



Well done!

- Your total tax is reduced to \$0 because your child tax credit is more than your initial tax liability.
- Your additional child tax credit is the unused nonrefundable maximum child tax credit minus your initial tax liability: $\$1,000 - \$800 = \$200$
- You will get a refund from the government for your additional child tax credit.

1 2 3 4 5 6 7 8 9 10 11 12 13 14 15

My Profile



Congratulations!

Now you are ready to e-file your tax return with the IRS.

Click the e-file button below to continue.



1 2 3 4 5 6 7 8 9 10 11 12 13 14 15



The last step would be signing the return. You can submit your signature by actually signing Form 8453 and sending it to the IRS, or by using Self-Select PIN (Personal Identification Number) if you are eligible.

The Self-Select PIN is made up of any five numbers (except all zeros) that you choose to enter as your electronic signature. You select your PIN by providing your adjusted gross income from your previous year's tax return for verification purposes. Depending on the version of the software you are using, you may be asked to provide your date of birth in addition to your adjusted gross income.

Signing your return using Self-Select PIN is the simplest and fastest way to submit your signature. You do not need to mail in a paper signature, and you receive an immediate acknowledgement that your tax return was received.

Learn more about self-selecting a PIN by visiting the [IRS Web site](#).

Now click the forward arrow to finish filing your return.

1 2 3 4 5 6 7 8 9 10 11 12 13 14 15



Congratulations Scott!

You've successfully filed your return before the filing deadline.

1 2 3 4 5 6 7 8 9 10 11 12 13 14 15

