

# HAWAII FRUITS

## Annual summary

FREQUENCY: Annual

RELEASED: August 15, 2001

### In this Issue:

2000 Fruit summary	1
Fruit value by islands	2
Processed fruit comments	3
Fresh fruit comments	3



Hawaii Agricultural  
Statistics Service

Fact Finder For Agriculture

HAWAII DEPARTMENT OF AGRICULTURE  
U.S. DEPARTMENT OF AGRICULTURE  
P.O. BOX 22159  
HONOLULU, HI 96823-2159  
(808) 973-9588  
FAX: (808) 973-2909  
Internet address:  
<http://www.nass.usda.gov/hi/fruit/fruit.htm>

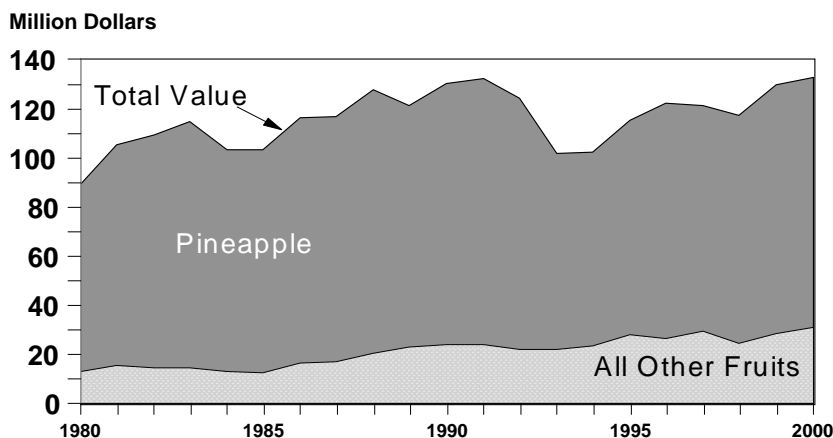
**Donald A. Martin**  
State Agricultural Statistician  
**Regina W. Hidano**  
Agricultural Statistician  
**Joyce Jay**  
Statistical Assistant

Contributing: James Yamaki - Hawaii  
Llewellyn Suzuki - Hawaii  
Naomi Landgraf - Maui, Molokai, & Lanai  
June Okamura - Oahu & Kauai  
Wendell Au - Oahu

## 2000 HAWAII FRUIT VALUE HITS RECORD HIGH

Hawaii fruit growers harvested **810.9** million pounds of fruit for fresh and processed utilization in 2000, up 3 percent from 1999, according to the Hawaii Agricultural Statistics Service (HASS). Fruit acreage totaled 27,822 acres, 4 percent less than the previous year. Compared with 1999, pineapple, papaya, banana, guava and avocado output were all higher. Lower outputs were experienced by the other fruits. Pineapple continued to account for the majority of 2000's total fruit utilization with 87 percent. The farm value of all fruits totaled **\$132.9** million in 2000, an increase of 2 percent from 1999, the highest on record, and mainly due to an increase in the banana value. Farm values were also up for papaya, pineapple, guava, avocado, and other fruits. Honolulu County ranked first for fruit value, with pineapple the top contributor.

**All Fruit Value**  
State of Hawaii, 1980-2000



## FRUITS: Acreage, utilization, and value, State of Hawaii, 1999-00 <sup>1</sup>

Fruit	Acreage				Utilization						Farm value	
	Total		Harvested <sup>2</sup>		Fresh		Processed		Total		Farm value	
	1999	2000	1999	2000	1999	2000	1999	2000	1999	2000	1999	2000
	----- Acres -----				----- 1,000 pounds -----						--- 1,000 dollars ---	
Avocados	360	360	230	220	600	640	--	--	600	640	360	371
Bananas	1,760	1,710	1,420	1,550	24,500	29,000	--	--	24,500	29,000	8,575	10,440
Guavas	870	800	630	680	--	--	10,700	15,900	10,700	15,900	1,284	2,051
Papayas	3,500	2,845	1,940	1,650	39,400	50,250	3,000	4,250	42,400	54,500	15,929	16,007
Pineapples	21,000	20,700	*	*	244,000	244,000	460,000	464,000	704,000	708,000	101,448	101,530
Others <sup>3</sup>	1,478	1,407	541	552	2,733	2,715	134	134	2,867	2,849	2,377	2,495
<b>Total</b>	<b>28,968</b>	<b>27,822</b>	<b>4,761</b>	<b>4,652</b>	<b>311,233</b>	<b>326,605</b>	<b>473,834</b>	<b>484,284</b>	<b>785,067</b>	<b>810,889</b>	<b>129,973</b>	<b>132,894</b>

-- = Not Applicable. \* = Not Available.

<sup>1</sup> Data for current year are preliminary. <sup>2</sup> Average or total during the year. <sup>3</sup> Some of the fruits included in this category are orange (since 1987), lime, grape, grapefruit, lychee, mango, atemoya, passion fruit, persimmon, poha, rambutan, starfruit, strawberry, tangerine, tangelo, and others. Specialty pineapple was excluded from other fruits beginning in 1998 but included in prior years.

# 2000 FRUIT VALUE BY COUNTIES

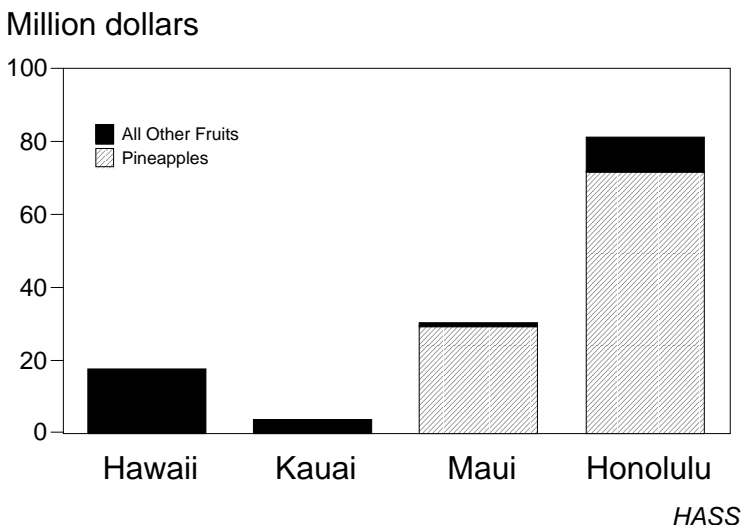
## HAWAII

Farm sales from Hawaii island totaled \$17.5 million, up 13 percent from a year ago mainly due to higher papaya and banana values. Papaya sales made up over half of the island's total with farm receipts of \$10.2 million. Banana output continued to be ranked second with a value of \$4.9 million, 29 percent more than 1999. Guavas, citrus, tropical specialty fruits, strawberries, avocados, and grapes made up the remaining 14 percent of Hawaii island's fruit value.

**FRUITS: Value of sales, by counties, 1996-00<sup>1</sup>**

Year	Pineapples	Other	Total
<i>1,000 dollars (Fresh weight basis)</i>			
<b>State</b>			
1996	95,914	26,521	122,435
1997	91,721	29,564	121,285
1998	92,776	24,530	117,306
1999	101,448	28,525	129,973
<b>2000</b>	<b>101,530</b>	<b>31,364</b>	<b>132,894</b>
<b>Hawaii</b>			
1996	<sup>2</sup>	20,646	20,646
1997	<sup>2</sup>	21,018	21,018
1998	<sup>2</sup>	14,672	14,672
1999	<sup>3</sup>	15,546	15,546
<b>2000</b>	<sup>3</sup>	<b>17,522</b>	<b>17,522</b>
<b>Kauai</b>			
1996	<sup>2</sup>	2,377	2,377
1997	<sup>2</sup>	2,596	2,596
1998	<sup>2</sup>	2,320	2,320
1999	<sup>3</sup>	3,389	3,389
<b>2000</b>	<sup>3</sup>	<b>3,755</b>	<b>3,755</b>
<b>Maui</b>			
1996	27,144	858	28,002
1997	28,295	1,136	29,431
1998	28,413	1,051	29,464
1999	28,325	1,056	29,381
<b>2000</b>	<b>29,395</b>	<b>1,102</b>	<b>30,497</b>
<b>Honolulu</b>			
1996	68,770	2,640	71,410
1997	63,426	4,814	68,240
1998	64,363	6,487	70,850
1999	<sup>3</sup> 73,123	8,534	81,657
<b>2000</b>	<b><sup>3</sup>72,135</b>	<b>8,985</b>	<b>81,120</b>

**FRUITS: Farm value, by counties, 2000**



## KAUAI

Kauai fruit sales for 2000 increased 11 percent from the previous year to \$3.8 million. Guavas, papayas, and tropical specialty fruits accounted for most of the value. Bananas, avocados, and citrus contributed the remainder.

## MAUI

The value of fruit sales from Maui County was up 4 percent from 1999 at \$30.5 million. Pineapple accounted for 96 percent of the Maui County value. Papayas, bananas, tropical specialty fruits, and other fruits made up the rest of the value.

## HONOLULU

Honolulu County grown fruits generated sales of \$81.1 million in 2000 compared to \$81.7 million during the previous year. Honolulu County continued to rank first among the counties with 61 percent of the State fruit value. The decrease in value was mainly due to pineapple, which accounted for 89 percent of the County total. Revenue from other fruits was up for the seventh consecutive year, and 5 percent more than the 1999 total. Bananas and papayas contributed most of the value of fruits other than pineapple.

<sup>1</sup> Sum of Island estimates may not add to State total. <sup>2</sup> Combined with "others" to avoid disclosure of individual operations. <sup>3</sup> Hawaii and Kauai are combined with Oahu to avoid disclosure of individual operations.

# 2000 PROCESSED FRUITS

## GUAVAS

Hawaii processed guava utilization in 2000 totaled 15.9 million pounds, up 49 percent from the amount processed in 1999 and rebounding after five years of decline. Some Hawaii island growers continue to cite a lack of market outlets and low prices. Total acreage was down 70 acres to 800 in 2000. The value of guavas topped \$2 million for the first time in four years, largely the result of the nearly 50 percent increase in utilization. The overall average farm price increased slightly in 2000, a reflection of more fruit at a higher quality rather than an increase in grower price levels.

## PAPAYAS

Processed papaya utilization increased 42 percent in 2000 to 4.3 million pounds. Processed papayas accounted for 8 percent of papaya utilization compared to 7 percent last year. Farm price for processed papayas averaged 3.0 cents per pound, unchanged from last year.

## PINEAPPLES

Processed pineapple utilization totaled 464 million pounds in 2000, up 1 percent from 1999. About 66 percent of the State's pineapple crop was processed during the year. Pineapples for processing averaged \$130 per ton compared to \$126 for the previous year.

## OTHER PROCESSED FRUITS

About 134 thousand pounds of the other fruits were utilized for processing in 2000, unchanged from 1999. Wine grape, starfruit, and passion fruit are some of the other processed fruits.

# 2000 FRESH FRUITS

## AVOCADOS

Avocado production totaled 640 thousand pounds, up 7 percent from a year ago and the largest harvest in eight years. Yields continued to show improvement with the 2000 crop averaging 2,900 pounds per harvested acre, up 12 percent from the previous season. Greater output from commercial orchards fitted with irrigation is the main reason for the recent increase in yields. Despite the increase in average yields, overall production levels remained relatively low as dry weather in the Kona district of Hawaii island, the State's major growing area, and sluggish sales in a limited local market continued to hamper farm production. Farm prices averaged 58.0 cents per pound in 2000, down 3 percent from the previous year. Some farmers cited low market demand and prices for their variety as reasons not to harvest their fruit. Total farm revenue is estimated at \$371,000 for the 2000 crop, up 3 percent from 1999.

## BANANAS

Banana growers harvested a record 29.0 million pounds in 2000, up 18 percent from the previous year and increasing for the fourth consecutive year. Maturing Cavendish acreage on Hawaii and Honolulu Counties was the main

reason for heavier yields and higher utilization. Hawaii Apple bananas also experienced increases in acreage and output. Banana bunchy top virus control and eradication efforts were ongoing. Total acreage statewide as of February 2001 was a record high 1,710 acres, 50 acres less than February last year. Harvested acreage totaled 1,550 in 2000, up 130 acres from a year earlier. Growers planted 160 additional acres in 2000. The farm price for all varieties of local bananas averaged 36.0 cents per pound in 2000, up 1.0 cent from the previous year. The farm value reached a record \$10.4 million with higher output and price.

## PAPAYAS

Fresh papaya utilization totaled 50.3 million pounds in 2000, 28 percent higher than last year, accounting for 92 percent of the total papaya utilization. About 52 percent of the fresh sales went to out-of-state destinations. Very dry conditions in non-irrigated orchards during June and July 1999 and again in February and March 2000 reduced flowering. The reduction in flowering resulted in fruiting gaps and consequently reduced output during the beginning of 2000 and again during October and November, preventing an even greater year-to-year increase in output. The State's harvested papaya acreage was estimated at 1,650 acres for 2000, 15 percent lower than 1999. From the August 2000 inventory, Kapoho variety made up 40 percent of the State's total acreage. Another 40 percent was planted in Rainbow and Sunup varieties which are resistant to papaya ringspot virus. Sunrise made up 15 percent. In recent years, papaya plantings have increased in areas outside the Island of Hawaii. The result has been an increase in the amount of fresh fruit produced from Kauai and Oahu. Farm prices for fresh sales averaged 31.6 cents per pound in 2000, down 8.6 cents from a year ago.

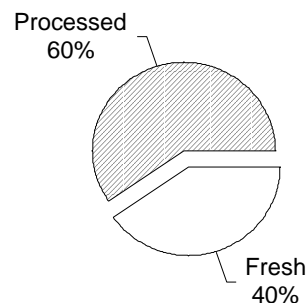
## PINEAPPLES

Fruit harvested for fresh sales totaled 244 million pounds in 2000, unchanged from the 1999 total. Fresh sales accounted for 34 percent of the total pineapple production. Fresh pineapples averaged \$585 per ton compared to \$594 from the previous year's price.

## OTHER FRESH FRUITS

Other fresh fruits totaled 2.7 million pounds in 2000, slightly down from 1999. About 95 percent of these other fruits were utilized for fresh consumption. Some of the more important fruits in this category were atemoya, grapefruit, lime, lychee, mango, orange, persimmon, rambutan, starfruit, strawberry, tangelo, and tangerine.

Fruit Utilization, State of Hawaii 2000



HASS