


The Dynamics of the Atmospheric Radiation Environment at Aviation Altitudes

Epaminondas G. Stassinopoulos

2004 Radiation Effects on Components and Systems (RADECS) 2004

Madrid, Spain

September 22, 2004




Acknowledgements

Gonzalo Fernandez Romero

Ken LaBel

Martha O'Bryan




Dynamics of the Atmospheric Radiation Environment

The Concern
The Source
The Problem
The Variabilities

Presentation by E. G. Stassinopoulos to RADECS04, Madrid, Spain, September 22, 2004.

3



The Concern


Single Event Effects vulnerability of on-board computers that regulate the:

- navigational
- flight control
- communication, and
- life support systems

has become an issue in advanced modern aircraft, especially those that may be equipped with new technology devices in terabit memory banks (low voltage, nanometer feature size, gigabit integration).

Presentation by E. G. Stassinopoulos to RADECS04, Madrid, Spain, September 22, 2004.

4



The Concern (Cont.)

To address this concern, radiation spectrometers need to fly continually on a multitude of carriers over long periods of time so as to accumulate sufficient information that will broaden our understanding of the very dynamic and complex nature of the atmospheric radiation environment regarding:

- Composition
- Spectral Distribution
- Intensity
- Temporal Variation
- Spatial Variation

Presentation by E. G. Stassinopoulos to RADECS04, Madrid, Spain, September 22, 2004.

5




The Source

The energetic particle radiation at aircraft altitudes, from sea level to 60000 ft, is primarily the product of solar and galactic cosmic rays interacting with the constituents of the atmosphere, oxygen and nitrogen.

Thus, a single cosmic ray can generate a cascade of a multitude of secondary particles, of which protons and neutrons are the most important ones in terms of causing Single Event Effects in electronic devices on airplanes.


Presentation by E. G. Stassinopoulos to RADECS04, Madrid, Spain, September 22, 2004.

6



The Source


Cosmic Ray Progeny



IBM Journal of Research and Development, Vol. 40, No. 1, 1996











Presentation by E. G. Stassinopoulos to RADECS04, Madrid, Spain, September 22, 2004.

7



The Problem


Atmospheric radiation measurements were made in the past by numerous workers in several countries:

	Bulgaria	Hungary	
	Canada	Japan	
	Czech Republic	Russia	
	France	UK	
	Germany	USA	

Other ?

Presentation by E. G. Stassinopoulos to RADECS04, Madrid, Spain, September 22, 2004.

8



The Problem (Cont.)

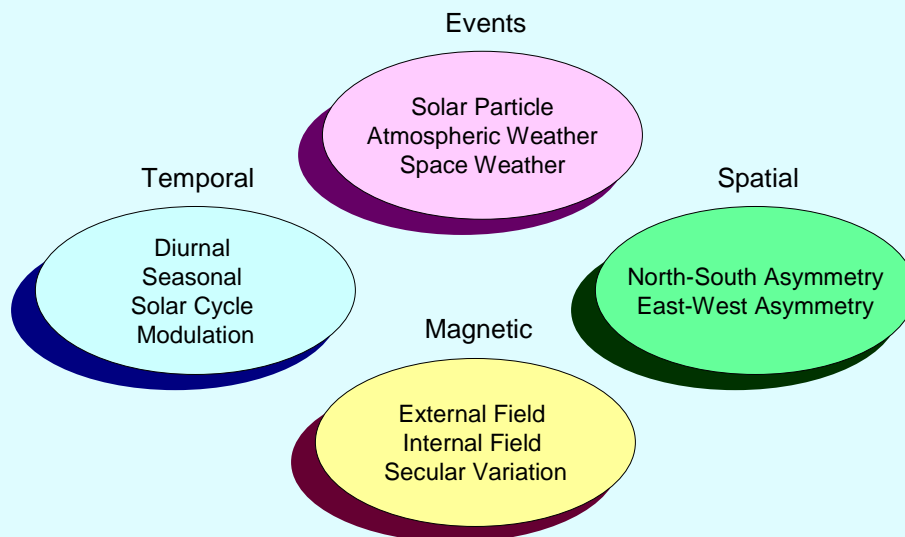
- However, these measurements were sporadic, isolated, uncoordinated, and without correlation to environmental conditions or long- and short-term variabilities.
- At this time, 10 major and minor changes can be identified that affect the atmospheric radiation levels.

Presentation by E. G. Stassinopoulos to RADECS04, Madrid, Spain, September 22, 2004.

9




Variabilities of Radiation Field at Aviation Altitudes

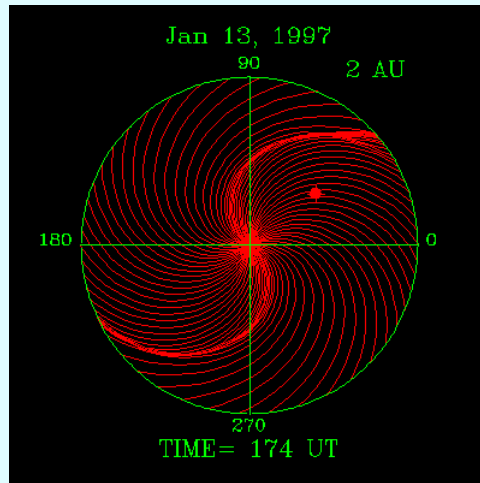


Presentation by E. G. Stassinopoulos to RADECS04, Madrid, Spain, September 22, 2004.

10



Solar Wind Model for January 6 to 11, 1997



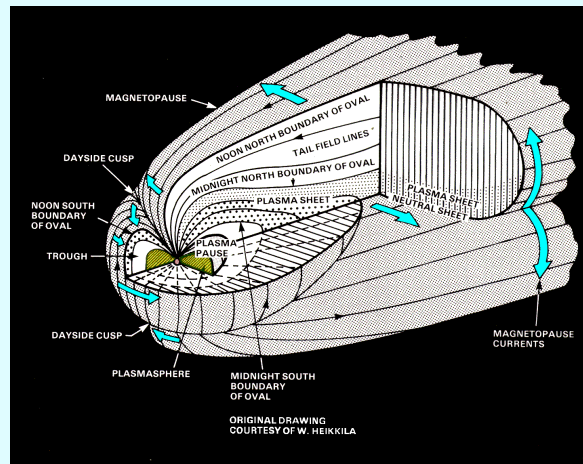
Presentation by E. G. Stassinopoulos to RADECS04, Madrid, Spain, September 22, 2004.

11



The Geospace Magnetosphere

- The interaction of the solar wind with the magnetosphere sets up a multitude of currents.



Presentation by E. G. Stassinopoulos to RADECS04, Madrid, Spain, September 22, 2004.

12



Total Field

- The totality of these currents represents the **external** field which is vectorially superimposed on the **internal** field of the Earth.
- The combination of the two is then the “*total field*” which experiences:
 - Slow changes in the internal field (long-term effects)
 - Fast changes in the external field (short-term effects)

Presentation by E. G. Stassinopoulos to RADECS04, Madrid, Spain, September 22, 2004.

13



Secular Variation

The Earth’s internal magnetic field is constantly changing.

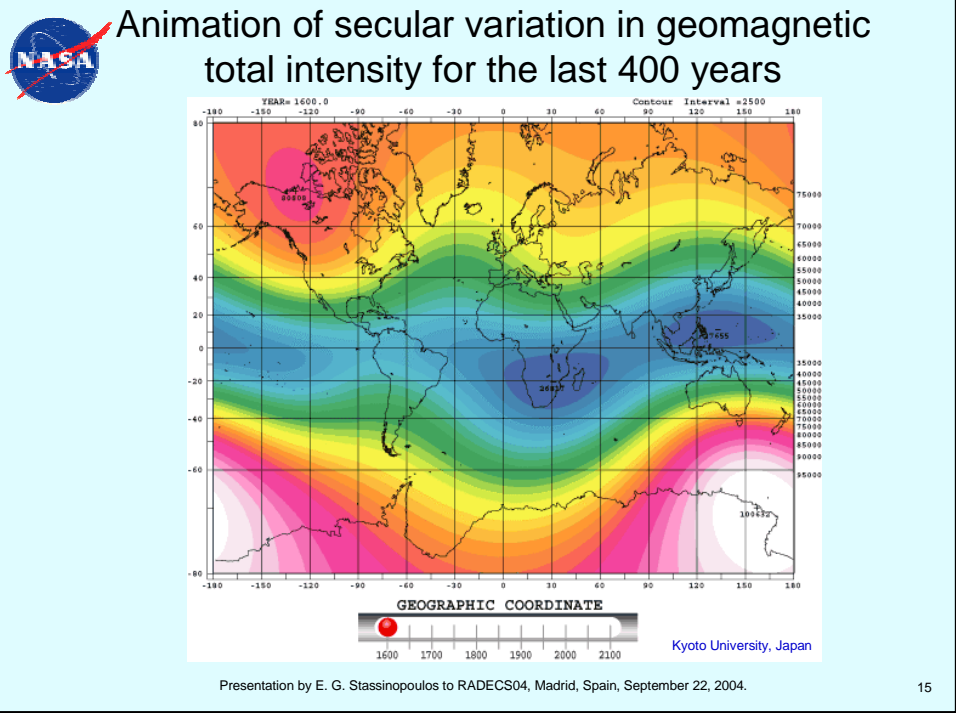
The rate at which it changes with time is called the “**Secular Variation**”.

This change manifests itself in two ways: the “**Drift**” of the magnetic poles and the “**Shrinking**” of the field strength.

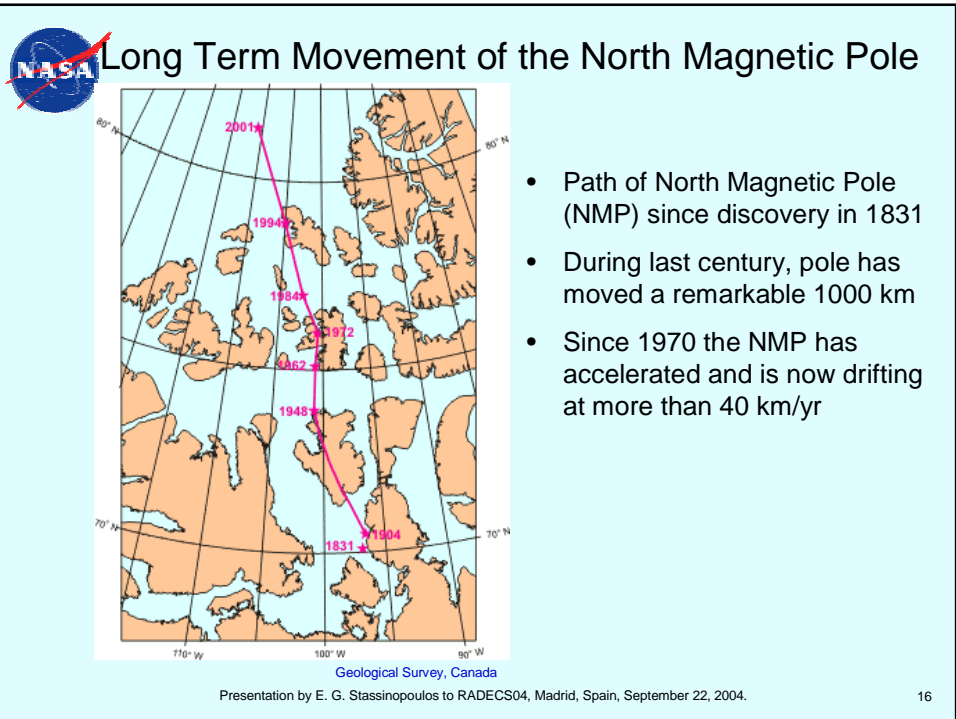
If this shrinking were to continue at the present rate, the Earth would experience another “**Magnetic Reversal**” in about 2000 years.

Presentation by E. G. Stassinopoulos to RADECS04, Madrid, Spain, September 22, 2004.


14



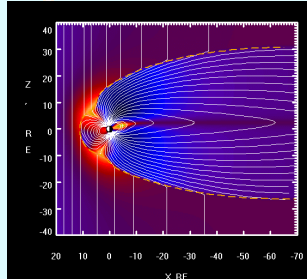
15



16



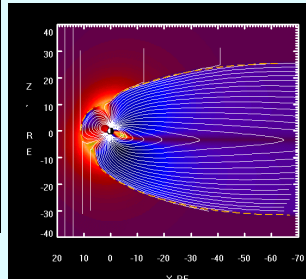
Magnetic Field Dynamics



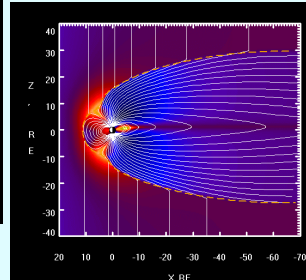
Process of convection transfers solar wind: mass, energy, and electric field into the magnetosphere.

$$DB = B_T - B_D$$

(- DB) = yellow and red (depressed field)
(+ DB) = black and blue (compressed field)




Fluctuations in the magnitude and orientation of the interplanetary field induce dynamic changes of the magnetosphere resulting in magnetic storms.



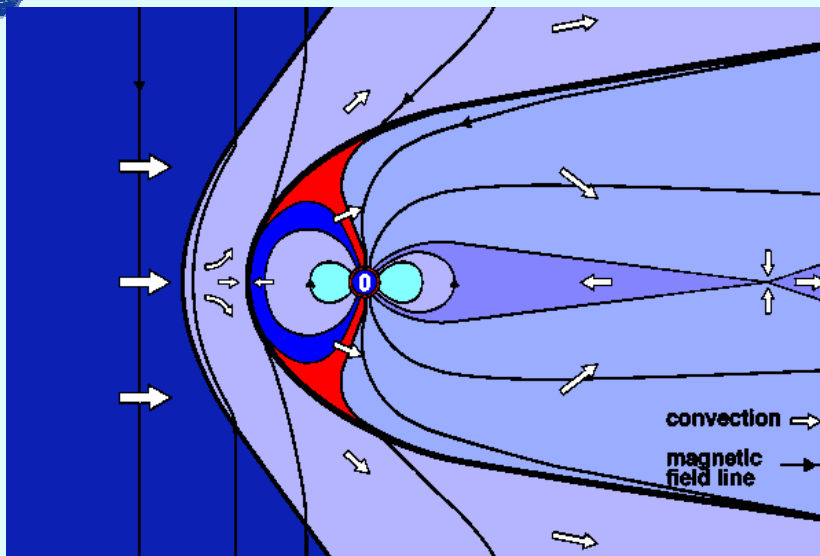
Effects of diurnal rotation and yearly orbital motion around sun (dipole wobbling).

Presentation by E. G. Stassinopoulos to RADECS04, Madrid, Spain, September 22, 2004.

17




The Geospace Magnetosphere



After BAS-UASD, UK

Presentation by E. G. Stassinopoulos to RADECS04, Madrid, Spain, September 22, 2004.

18



Rigidity

The capacity of the Earth's magnetic field to deflect incoming (galactic or solar) cosmic rays is expressed as "*Rigidity*", in units of momentum over charge:

$$R = P/z$$

The degree of penetration depends on the energy of the cosmic ray particles, their level of ionization, and the strength of the magnetic field.

For galactic cosmic rays, we assume that they arrive at the vicinity of the Earth fully ionized.

The limiting value of rigidity is called "*Cutoff Rigidity*".



Cosmic Ray Cutoff Parameters

$$R_C, E_C, L_C, \lambda_C$$

- They are equivalent and can be used interchangeably
- Conversion of the "R" to "L" is achieved through the relationship:


$$L_C = (k/R_C \times 10^{-3})^{0.5} \quad k = 14.3 \quad (1)$$

- The intersection of a field line "L" with the Earth's surface occurs at a magnetic latitude given by:

$$\lambda_C = \cos^{-1} (1/L_C)^{0.5} \quad (2)$$

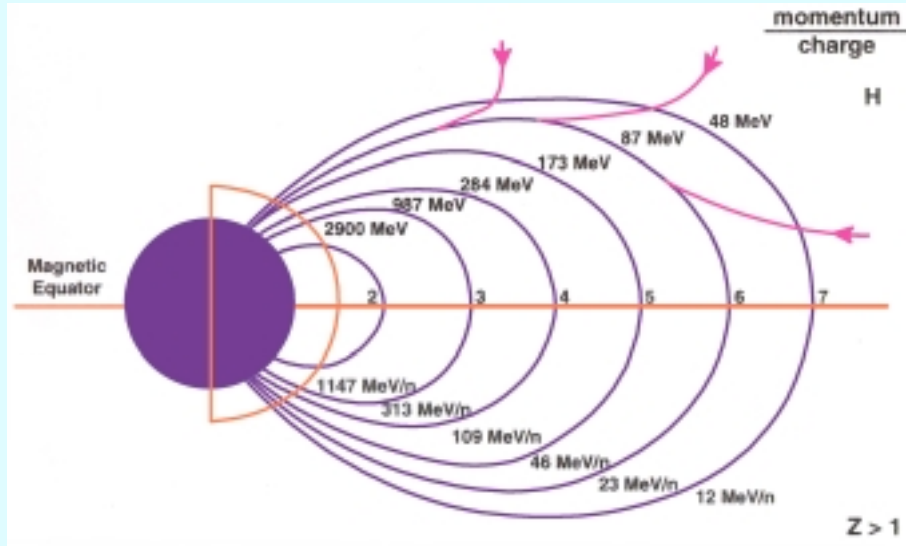
- The Cutoff energy is obtained from:

$$E_C = [(m_0c^2)^2 + (z/A \cdot R_C)^2]^{0.5} - m_0c^2 \quad (3)$$




Magnetic Rigidity

Total Energy Required to Penetrate the Magnetosphere



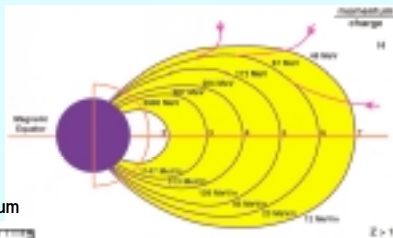
Presentation by E. G. Stassinopoulos to RADECS04, Madrid, Spain, September 22, 2004.

21

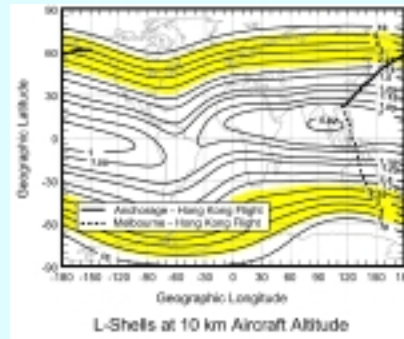
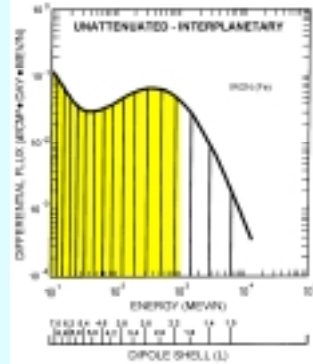


Magnetic Rigidity

Effects of Major Event



Instantaneous Cosmic Ray Spectrum



Presentation by E. G. Stassinopoulos to RADECS04, Madrid, Spain, September 22, 2004.

22



The Myth About Geomagnetic Activity

Popular opinion holds that geomagnetic activity begins to **subside ever increasingly** at the decline of the solar cycle.

The Reality

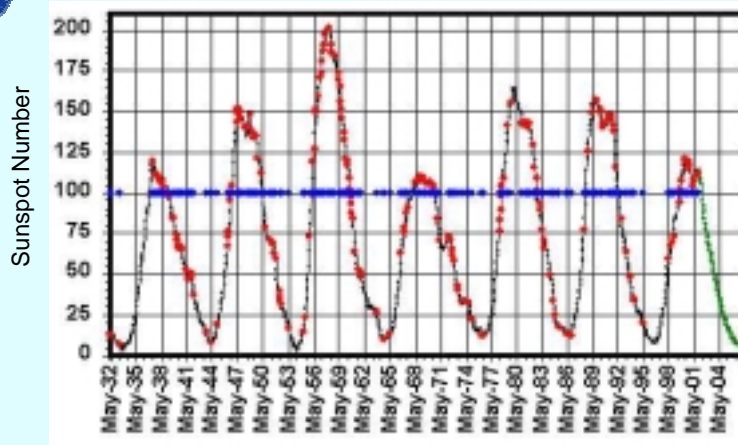
Severe geomagnetic storm intervals can occur at almost anytime during a solar cycle, with a slightly heavier preference for the years of solar maximum and **during the declining years of the solar cycle.**

Presentation by E. G. Stassinopoulos to RADECS04, Madrid, Spain, September 22, 2004.

23



The Reality




Historically, some of the most intense geomagnetic storms have occurred during the declining years of the solar cycle. This confirms the fact that significant space weather activity can occur at any time during the solar cycle.

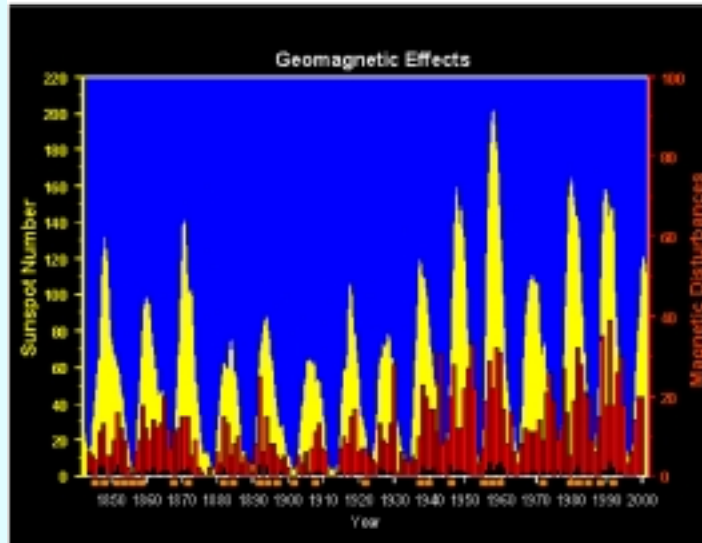
Statistically, the declining years of the solar cycle are the most stormy in terms of geomagnetic activity.

Presentation by E. G. Stassinopoulos to RADECS04, Madrid, Spain, September 22, 2004.

24



Geomagnetic Effects



Natural Resources Canada

Presentation by E. G. Stassinopoulos to RADECS04, Madrid, Spain, September 22, 2004.

25

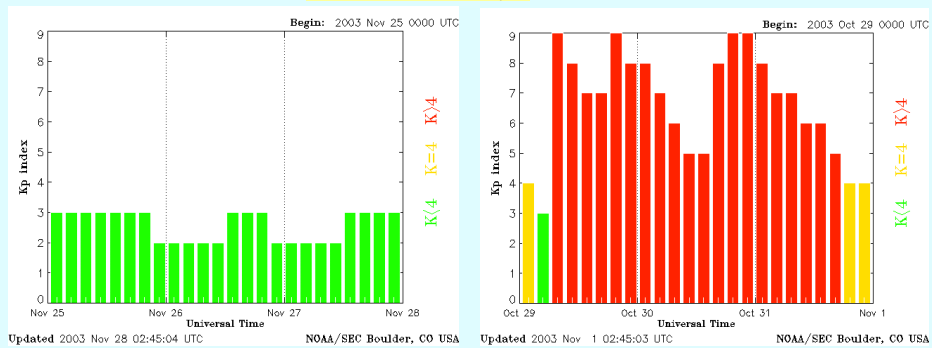


The Magnetic Activity Index Kp

Magnetic activity indices were designed to describe storm induced variations in the geomagnetic field. **Kp is such an index.**

It is derived by 13 geomagnetic observatories between 44 degrees and 60 degrees northern or southern geomagnetic latitude, on a scale from 0 to 9.

The left panel relates to a magnetically quiet period while the panel on the right is a record of a severe storm of **maximum intensity.**




Low Kp activity period

Severe storm of maximum intensity

Presentation by E. G. Stassinopoulos to RADECS04, Madrid, Spain, September 22, 2004.

26



The Truth About Solar Cycles

In modern times, when referring to solar cycles, the prevailing concept is to think of them in terms of a fixed 11-year duration, which is probably a good average.

The actual length of solar cycle is really **unpredictable** and may vary from a short 9-year to a long 13-year period.

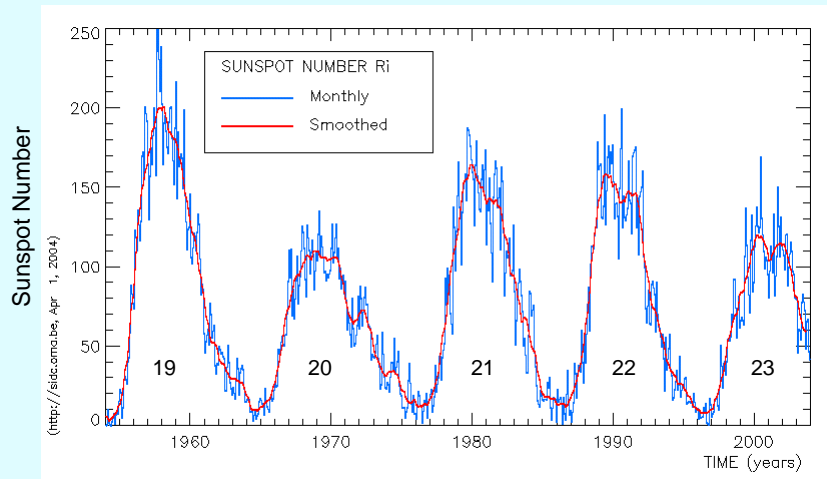
- The active phase of a solar cycle is defined as a 7-year period starting 2.5 years before the absolute maximum sunspot number and ending 4.5 years after.
- The remaining time is classified as “solar minimum”.
- Since the active phase is constant, and solar cycles vary in length, the solar minimum period is (by necessity) **a cycle variable**.

Presentation by E. G. Stassinopoulos to RADECS04, Madrid, Spain, September 22, 2004.

27



Solar Cycle Reality

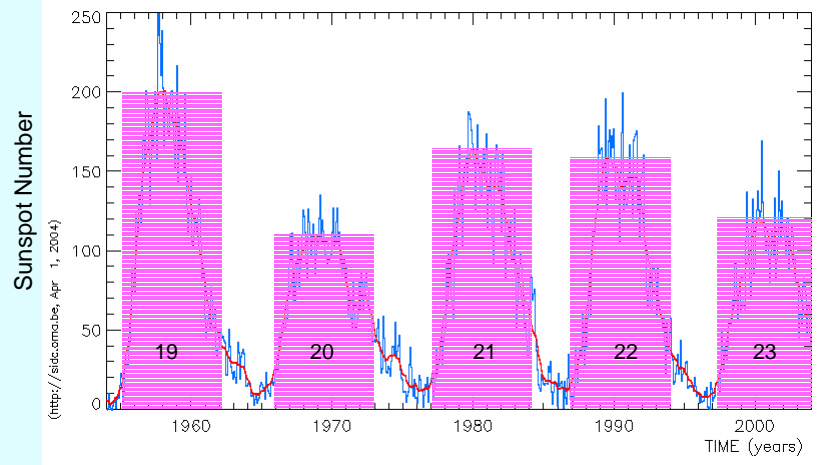


Presentation by E. G. Stassinopoulos to RADECS04, Madrid, Spain, September 22, 2004.

28




Solar Cycle Reality

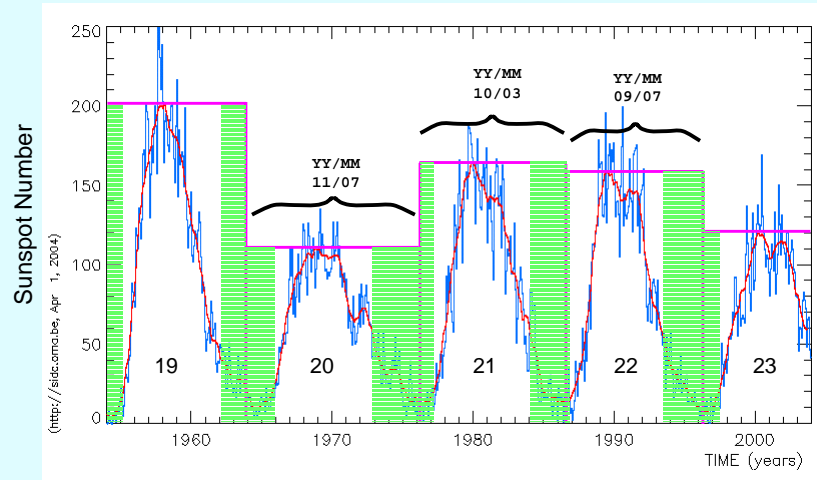


Presentation by E. G. Stassinopoulos to RADECS04, Madrid, Spain, September 22, 2004.

29



Solar Cycle Reality

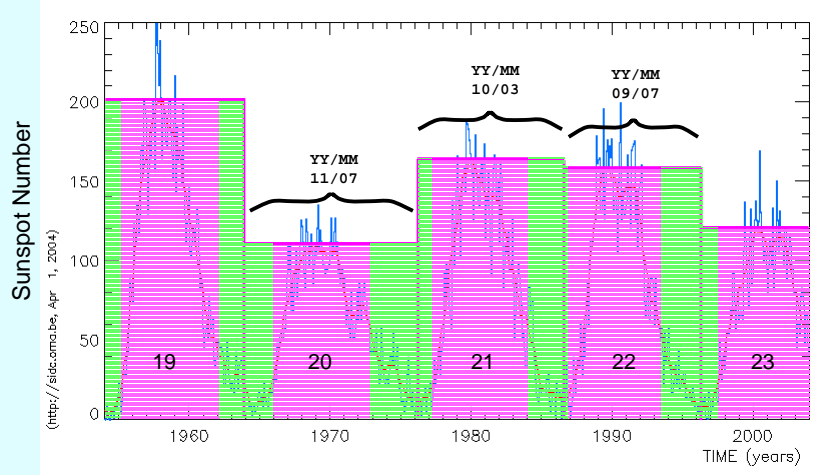


Presentation by E. G. Stassinopoulos to RADECS04, Madrid, Spain, September 22, 2004.

30




Solar Cycle Reality



Note: The occurrence of large SPEs is not related to the level of sunspot activity.

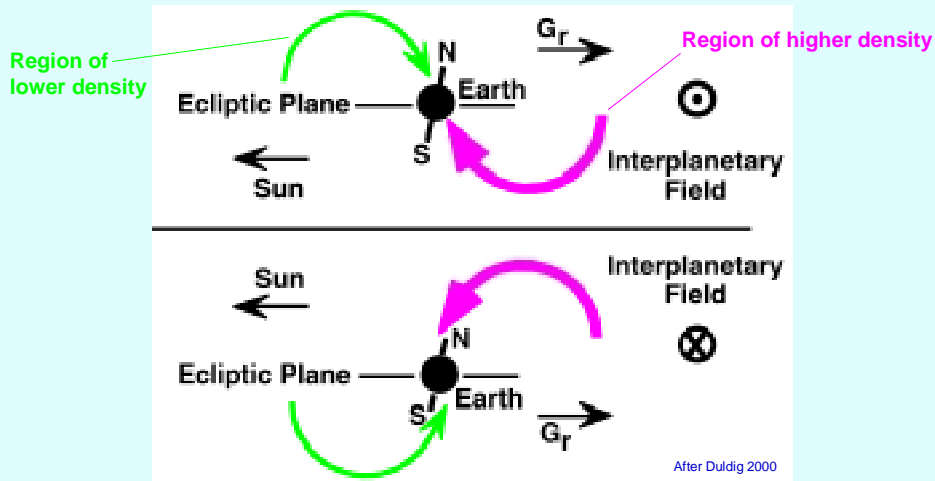
Presentation by E. G. Stassinopoulos to RADECS04, Madrid, Spain, September 22, 2004.

31



Cosmic Ray N-S Anisotropy and its Dependence on the IMF Direction

The N-S anisotropy arises from the gyro-orbits of cosmic ray particles about the IMF.



Presentation by E. G. Stassinopoulos to RADECS04, Madrid, Spain, September 22, 2004.

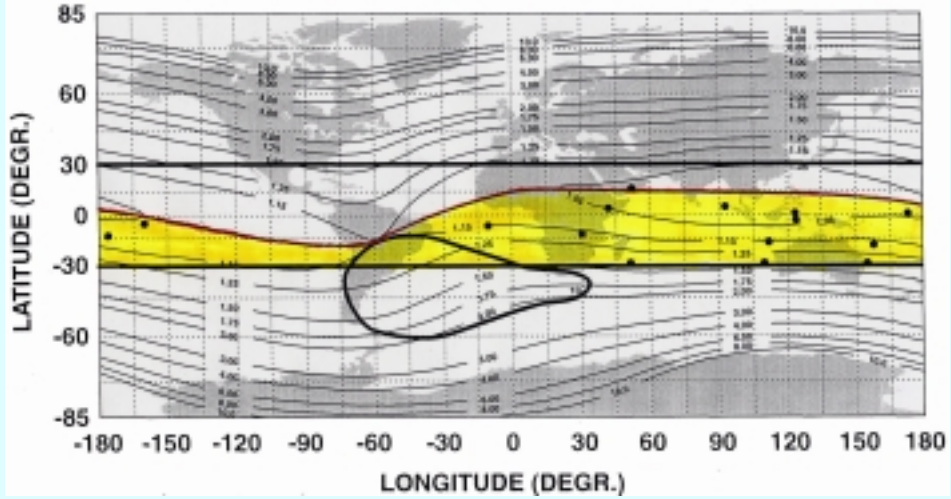
32



Cosmic Ray North-South Asymetry

L-Contours at 500 km for Solar Min (IGRF95, Epoch 1995)

STS-95: Cosmic Ray Measurements (1998)



SAA PROTON domain for E>50 MeV (AP8MIN, FLUX: 10 p/cm² • SEC)

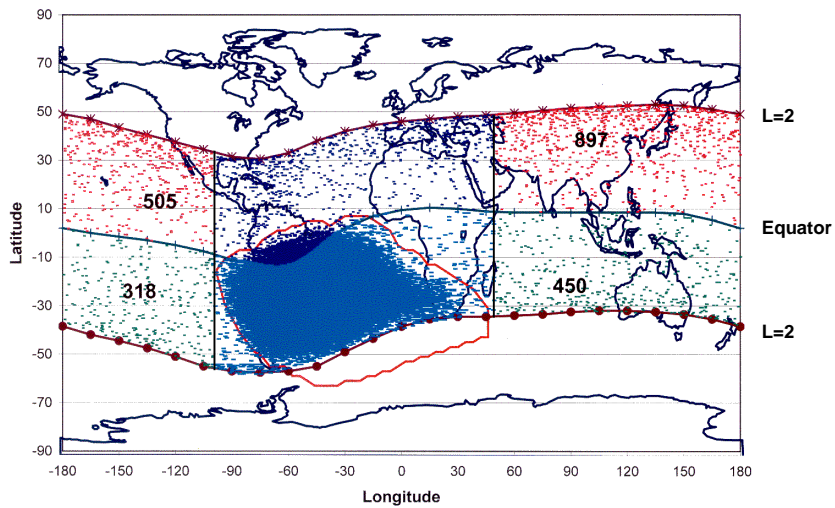
Presentation by E. G. Stassinopoulos to RADECS04, Madrid, Spain, September 22, 2004.

33



Cosmic Ray N-S and E-W Anisotropy


(SEUs on Orbview-2 Satellite)



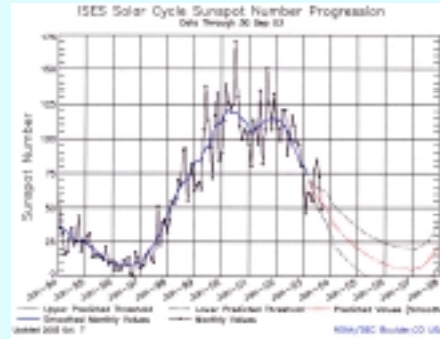
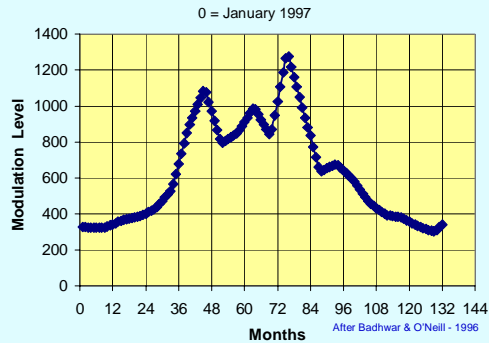
After C. Poivey

Presentation by E. G. Stassinopoulos to RADECS04, Madrid, Spain, September 22, 2004.

34




Solar Cycle Modulation GCR Modulation Parameter



Note: Model includes accounting for the
Solar Magnetic Field Polarity

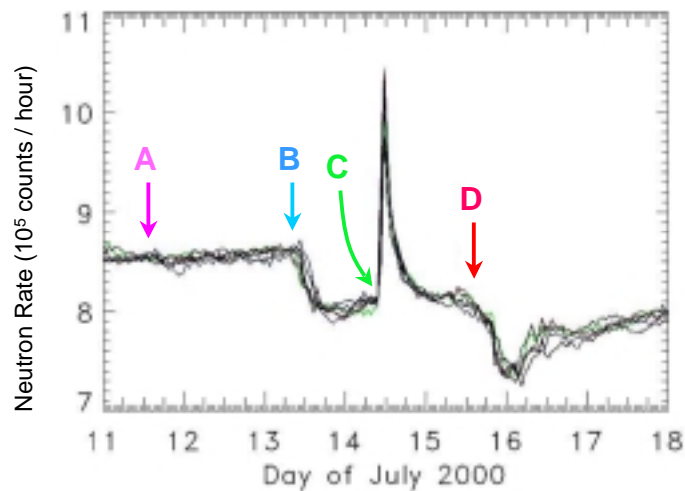
Presentation by E. G. Stassinopoulos to RADECS04, Madrid, Spain, September 22, 2004.

35




Cosmic Ray During High Solar Activity

Cosmic ray variations recorded at 7 different neutron
monitor ground stations are shown by different colors

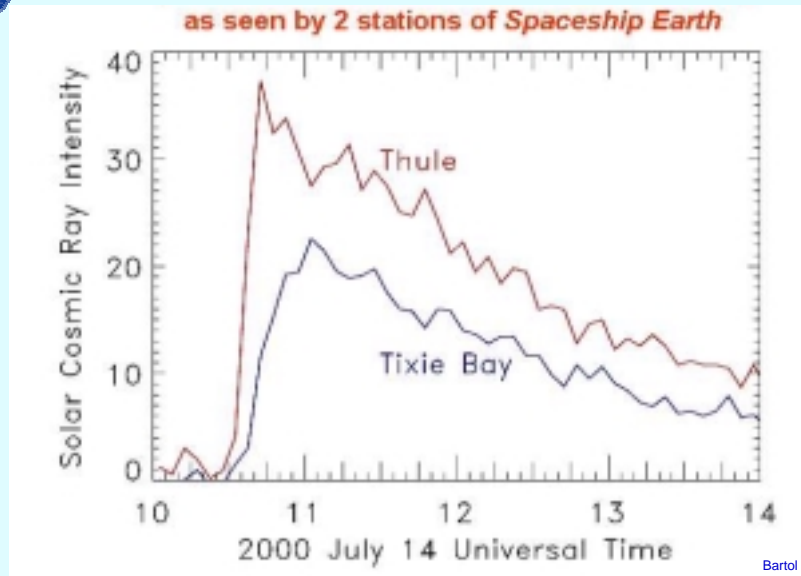


Presentation by E. G. Stassinopoulos to RADECS04, Madrid, Spain, September 22, 2004.

36



The Bastille Day Event



Presentation by E. G. Stassinopoulos to RADECS04, Madrid, Spain, September 22, 2004.

37



Space Weather

- Space weather phenomena have a variety of effects on technology:
 - in space
 - in the atmosphere
 - on the ground
 - below ground and sea level



Presentation by E. G. Stassinopoulos to RADECS04, Madrid, Spain, September 22, 2004.

38



Atmospheric Weather

- There are indications that atmospheric weather (hurricanes, tornados, thunderstorms) affect the local radiation levels but there are not sufficient data available at this time to quantify these effects.

Presentation by E. G. Stassinopoulos to RADECS04, Madrid, Spain, September 22, 2004.

39



Summary

Basic Tenets of Radiation Levels

- They increase with increasing height
- They are maximum at high latitudes and minimum at low latitudes
- They are enhanced during solar minimum and reduced during solar maximum
- They are significantly exceeded in intensity by solar particle events that reach the Earth
- They are strongly modulated by magnetic storms

Presentation by E. G. Stassinopoulos to RADECS04, Madrid, Spain, September 22, 2004.

40