

0702-9

MFR/PRVLBR NOTIFIED

9/23/97

No Comments made

Comments attached

Excisions/Revisions

Firm has not requested further notice

EPIDEMIOLOGIC

INVESTIGATION

REPORT

1. CASE NUMBER 9 6 0 9 3 0 C C C 7 4 6 5		2. INVESTIGATOR'S ID 8 0 9 0		Firm has not requested further notice	
3. OFFICE CODE 8 6 0	4. DATE OF INCIDENT 9 6 0 9 0 6	5. DATE INITIATED 9 6 1 0 2 3			
6. SYNOPSIS OF INCIDENT OR COMPLAINT  The complainant alleges that her battery operated smoke detector must have had a malfunction, as her son found that flames were coming from this smoke detector. The son grabbed the smoke detector and ripped it off of the wall, and then threw it into the toilet. There was only minor smoke damage to the wall in the hall of this home, and no one was injured in this fire incident.					
7. LOCATION(Home, School, etc.) Home (in the Hall) 1 0			8. CITY San Jose		9. STATE California C A
10A. FIRST PRODUCT Smoke Detector (Battery Operated) 0 7 0 2		10B. TRADE/BRAND NAME First Alert (brand)		10C. MODEL NUMBER Model No. SA150LT	
10D. MANUFACTURER NAME AND ADDRESS First Alert (Division of BRK), 780 McClure Road, Aurora, IL 60504; (800) 323-9005					
11A. SECOND PRODUCT Alkaline Battery (9 Volts-DC) 0 8 9 2		11B. TRADE/BRAND NAME Duracell (brand)		11C. MODEL NUMBER MN1604 (JAN 98)	
11D. MANUFACTURER NAME AND ADDRESS Duracell, Inc., Berkshire Industrial Park, Bethel, CT 06801; (203) 791-3274					
12. AGE OF VICTIM No Injury 9 9 9	13. SEX No Injury 9	14. DISPOSITION No Injury 0		15. INJURY DIAGNOSIS No Injury 7 0	
16. BODY PART(S) INVOLVED No Injury 9 9	17. RESPONDENT Complainant; and Son & Mother of Complainant 1	18. TYPE OF INVESTIGATION On-site 1		19. TIME SPENT (Operational hours) 1 5.0 Hours	
20. CATEGORY ID C C 1 9 9 6	21. CASE SOURCE - Complaint [Doc. No. H9690100A] 0 7		22. SAMPLE COLLECTION NUMBER 9 7 - 8 6 0 - 5 0 6 1		
23. PERMISSION TO DISCLOSE NAMES (Non Neiss Cases Only) YES: XXXX NO:					
24. REVIEW DATE 9 6 1 1 1 4	25. REVIEW BY 8 1 0 1		26. REGIONAL OFFICE DIRECTOR		
27. DISTRIBUTION O: EHDS cc's: CCA; CHI-RO; SFRO					

PRE-INCIDENT:

The complainant said that the smoke detector was purchased, new, about two years ago. She could not remember the retail store, where the smoke detector had been purchased. She reports that this smoke detector was mounted on the wall in the Hall of her home. She also reports that the smoke detector had not been damaged, modified or repaired, prior to this fire incident.

The complainant reports that the smoke detector worked fine, and that the batteries were replaced around Christmas each year and also whenever the batteries became weak (Using total, during the 2 years, an estimated 3 to 5 sets of batteries). She reports that the smoke detector was tested (by depressing the test button) about once per week, and that the test button always worked properly. The smoke detector was frequently cleaned. She also reports that the smoke detector was cleaned by vacuuming it out, and liquid cleaners were never used to clean the smoke detector.

The complainant indicated that the batteries in the smoke detector had recently been replaced and She also alleges that sometimes there was a periodic "chirp" noise coming from the smoke detector at night (even with new batteries installed). There is a small pet parrakeet (which will periodically "chirp"), but the consumer believes that the "chirp" noise was coming from the smoke detector (not the parrakeet).

INCIDENT:

This fire incident happened during the daytime on September 6, 1996. The complainant's son said that he witnessed this fire incident, but he does not remember the time of this fire incident. He said that he smelled something burning, but that the smoke alarm did not sound an alarm. He went to the Hall and he saw flames coming from the smoke alarm. He immediately ripped the smoke alarm off of the wall and then threw it into the toilet. When the fire was extinguished, the son disconnected the

0.17%/FT".

PRODUCT IDENTIFICATION:

The fire damaged smoke detector is shown in the photographs in EXHIBIT I. A close-up photograph of the label on the back side is shown in PHOTO #23 of EXHIBIT I. It is labeled in-part: "First Alert"; "MODEL NO. SA150LT" ... "ORDER REPLACEMENT OWNER'S MANUAL FOR MODEL NUMBER SA150LT FROM FIRST ALERT 780 McCLURE RD. AURORA, IL 60504-2495 USA U.S. PATENT 4,827,244 ASSEMBLED IN MEXICO". The smoke detector measures roughly: 6-1/4 inches in diameter and it extends out about 1-5/8 inches (from the back of the detector to the cover plate).

The smoke detector was being powered by two 9 volt Duracell brand, Alkaline batteries (identified as: MN1604 9 VOLT BATTERY, JAN 98). The 1991 Edition of the Thomas Register lists the following firm: DURACELL, INC., Berkshire Industrial Park, Bethel, CT 06801; (203) 791-3274.

The complainant no longer has the box (or packaging) and the Users Manual for the smoke alarm, which caught on fire. The box (packaging) and the User's Manual, shown in the photographs in EXHIBIT II, are for the replacement smoke detector, which the complainant received after this fire incident. Photographs of this replacement smoke detector are also shown in EXHIBIT II.

Labeling (in-part) on the fire damaged smoke detector is as follows:

"PUSH AND HOLD TO TEST WEEKLY"; "DO NOT PAINT";  
"IMPORTANT: READ OWNER'S MANUAL FOR INSTALLATION  
AND MAINTENANCE INFORMATION"; "IF YOU DO NOT HAVE  
A MANUAL, SEE REVERSE SIDE OF DETECTOR'S BASE FOR  
MODEL NUMBER"; "DETECTOR WILL NOT OPERATE IF  
BATTERY IS DEAD, DISCONNECTED OR IMPROPERLY INSTALLED";  
"DO NOT DISASSEMBLE RETURN FOR REPAIR"; "FOR

INSTALLATION AND OPERATION REFER TO INSTRUCTION  
MANUAL"; "DO NOT DISASSEMBLE"; "RETURN FOR REPAIR"  
"CONTAINS RADIOACTIVE MATERIAL AMERICIUM 241 1.0 MICROCURIE"

The number "3044" is found marked on a component of the smoke detector (see PHOTOS #10 and #11 of EXHIBIT I). The smoke detector's labeling indicates that the batteries should be replaced, when the smoke alarm's horn sounds at intervals of about once per minute.

Since this fire incident, the complainant is using another brand of smoke detector. The complainant has not begun to use the replacement smoke detector, which was provided by the manufacturer.

EXHIBITS:

- I - Photographs of the site of this fire incident and also photographs of the fire damaged smoke detector.  
PHOTOS #1 to #24.
- II - Photographs of the replacement smoke detector and its box and its Owner's Manual.
- III - Copy of the Sample Collection Report #97-860-5061.
- IV - Copy of the Consumer Product Incident Report, with her changes, additions and comments (Doc. No. H9690100A).

CA

\*\*\*\*\*FOR OFFICIAL USE ONLY DO NOT RELEASE\*\*\*\*\*

ACCIDENT INVESTIGATION REQUEST FORM

Jazz

Document Number:           H9690100A          

Date of Incident: 9-6-96                      Category I.D.: Sect. CC1996

Follow-up Requested                              Section 15

Type of Follow -up Requested:   X   Telephone Call   X   On-site

Headquarters Contact: Catherine A. Cumberland

Assignment Message: Please conduct an investigation of this incident. Please collect the smoke detector if still available. If not available to collect, then only conduct a telephone IDI.

Person(s) to contact: Consumer

Guideline: \_\_\_\_\_

Requested by: Catherine A. Cumberland  
(301) 504-0608 x1364

Task Number:           960930 CCC 7465          

Assigned to:           SFOO          

9/27/96

960930 CCC 7465

CAC

## CONSUMER PRODUCT INCIDENT REPORT

Region: WESTERN

1. NAME OF RESPONDENT Mary Pollard		2. PHONE NO. (HOME) (WORK) 408-629-0639 408-371-9580 x-338	
3. STREET ADDRESS 464 War Admiral Ave.		4. CITY STATE ZIP CODE San Jose CA 95111-2747	
5. DESCRIBE INCIDENT OR HAZARD, INCLUDING DATA ON INJURIES 21-year-old grandson smelled something burning and found flames (height unknown) coming from smoke detector. Grandson threw water on detector, removed it from hallway wall and threw it into toilet to extinguish. There was a 2" diameter burn hole in 1 side of detector and wall in area of detector was scorched after incident. Smoke detector is UL listed #S1208. -cont-			
6. DATE OF INCIDENTS 9/6/96	7. IF INJURY OR NEAR MISS OBTAIN AGE/SEX AND DESCRIBE INJURY: 0 Y/N none	8. IF VICTIM DIFFERENT FROM RESPONDENT, PROVIDE NAME RELATIONSHIP none none	
9. DESCRIPTION OF PRODUCT battery-operated smoke detector		10. BRAND NAME First Alert	
11. MFR/DISTRIBUTOR NAME, ADDR. & PHONE unknown, assembled in Mexico unknown unknown unknown First Alert unknown unknown		12. MODEL, SERIAL NUMBERS SA150LT	
13. DEALER'S NAME, ADDRESS & PHONE unknown		14. WAS THE PRODUCT DAMAGED, REPAIRED OR MODIFIED? YES x NO IF YES, BEFORE OR AFTER THE INCIDENT? after DESCRIBE: damaged: 2" diameter burn hole in 1 side of detector	
15. PRODUCT PURCHASED NEW x USED DATE PURCHASED '94 AGE 2 yrs.		16. DOES PRODUCT HAVE WARNING LABELS? IF SO, NOTE: Consumer recalls: "Test on a regular basis to make sure alarm sounds."	
17. HAVE YOU CONTACTED THE MANUFACTURER? YES NO x IF NOT, DO YOU PLAN TO CONTACT THEM? YES NO x OTHER?	18. IS THE PRODUCT STILL AVAILABLE? YES x NO IF NOT, ITS DISPOSITION	19. MAY WE USE YOUR NAME WITH THIS REPORT? YES x NO	
FOR ADMINISTRATION USE			
20. DATE RECEIVED 09/10/96	21. RECEIVED BY (NAME & OFFICE) ldm/HL	22. DOCUMENT NO. H9690100A	
23. FOLLOW-UP ACTION		24. PRODUCT CODE(S) 0702	
25. DISTRIBUTION		26. ENDORSER'S NAME & TITLE CCH 9/10/1996	

960 930 ECC 7465

CONSUMER PRODUCT INCIDENT REPORT

H9690100A

Narrative Continued

9/10/96 Consumer called and explained incident to distributor (name & title unknown), who was unaware of any similar incidents, requested detector for inspection and offered consumer a new replacement detector (unknown if identical). Consumer accepted offer and will send detector to distributor upon receipt of return mailing package.

Adult daughter installed detector as instructed.

Distributor phone #: 800-323-9005

CPSC Source: L/GOVT



PHOTO #1: Close-up photograph of the area on the wall in the hall, where the smoke detector had been mounted. The consumer reports that this area on the wall was washed, after this fire.





PHOTO #2: Photograph of the Hall. showing where the smoke detector had been mounted on the wall. The consumers are using a different brand smoke detector. It is located in the top left corner of this photograph.



PHOTO #3: Another photograph of the same view, shown in PHOTO #2 above. Note the minor smoke damage to the wall (on the wall, between the two doors, near the center of this photo

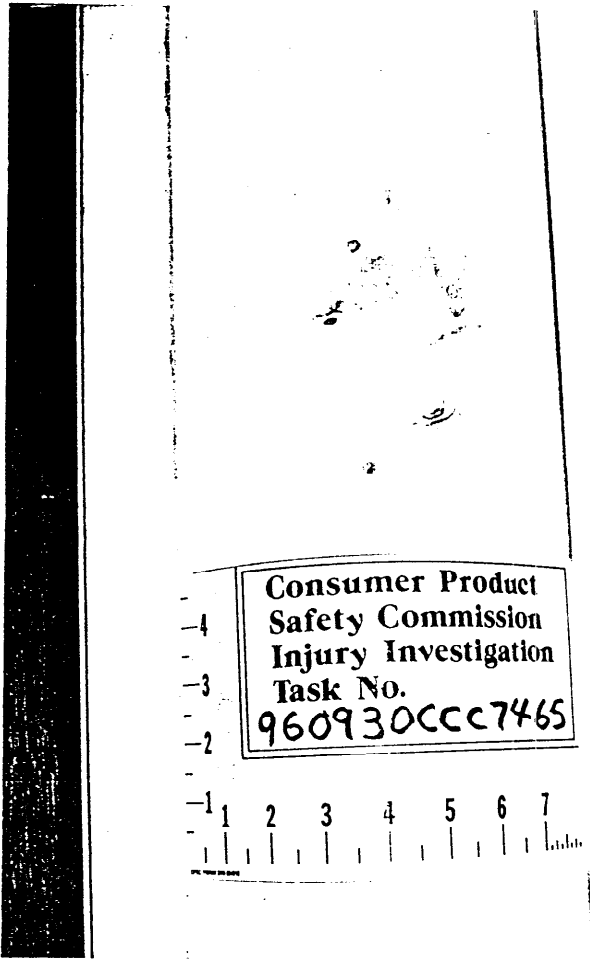


PHOTO #4: Another photograph of the same view --- that is shown in PHOTO #1




PHOTO #5: Another photograph of the same view that is shown in PHOTO #1 and PHOTO #4.




PHOTO #6: Photograph of the fire damaged smoke detector. This is a photograph of the smoke detector's front cover.




PHOTO #7: Another photograph of the same view, as shown in PHOTO #1.




PHOTO #8: Photograph of the smoke detector, with the cover raised. The consumer reports that the batteries were disconnected (after the fire) and set back the battery compartments the opposite direction.




PHOTO #9: Another photograph of the same view, as shown in PHOTO #8 above.

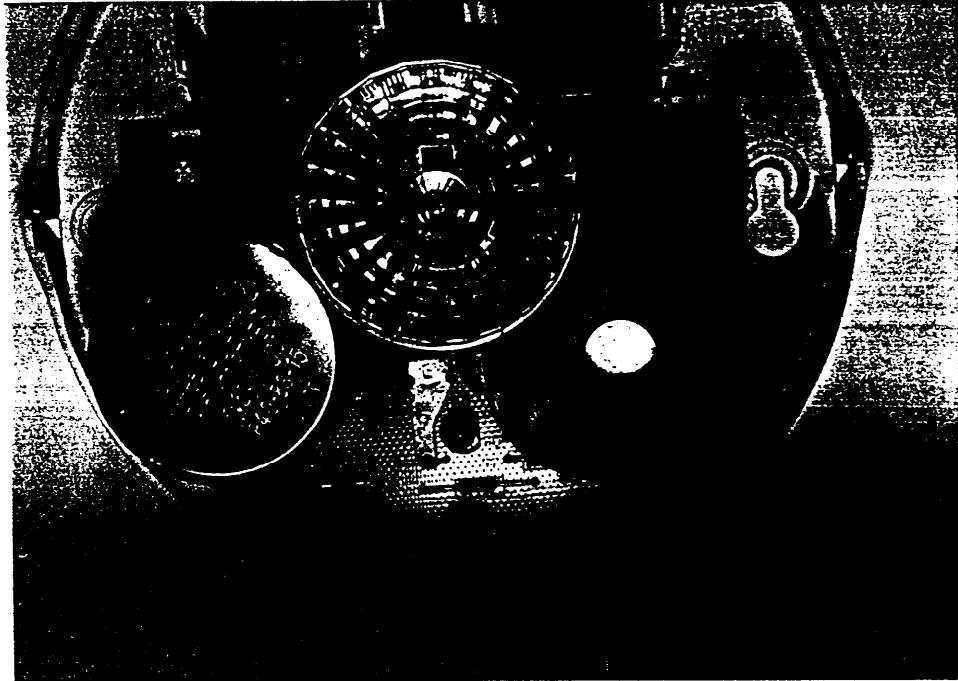


PHOTO #10: Close-up photograph of the smoke detector's light and a "CAUTION" mark on a metal surface, just adjacent to the light (on the left side of the photograph above).




PHOTO #11: Close-up photograph of the smoke detector's light and other components, as also shown in PHOTO #10 above.




PHOTO #12: Close-up photograph of some of the labeling marks found on the inside of the smoke detector's fire damaged cover.




PHOTO #13: Close-up photograph of some of the labeling marks, found on the inside of the smoke detector's cover. This is the same view, as shown in PHOTO #12 above.

EXHIBIT I

Indepth #960930CCC7465




PHOTO #14: Close-up photograph of another portion of the inside of the smoke detector's cover.




PHOTO #15: Close-up photograph of the same view, as PHOTO #14 above.




PHOTO #16: Close-up photograph of one of the batteries and the label, on the inside of the cover (adjacent to the battery).




PHOTO #17: Close-up photograph of the "WARNING", which is found on the inside of the smoke detector's cover underneath the battery (same battery shown in





PHOTO #18; Another close-up photograph of the same view (as shown in PHOTO #17). The battery, which is shown in PHOTO #16, was placed back into this battery compartment after taking PHOTOS #17 and #18.




PHOTO #19: A close-up photograph of the "WARNING" found adjacent to the smoke detector's other battery.




PHOTO #20: Close-up photograph of the labeling underneath the battery, which is shown in PHOTO #19 above.




PHOTO #21: Close-up photograph of the labeling on the inside of the cover of the smoke detector (with the battery which is shown in PHOTO #19 removed). After this photograph and PHOTO #20, the battery was placed back into its compartment.




PHOTO #22: Photograph of the back side of the smoke detector




PHOTO #23: Close-up photograph of the label on some of the instructions (marked on the back side of the plastic cover).

EXHIBIT I

Indepth #960930CC7465



PHOTO #24: Photograph of the back side of the smoke detector.

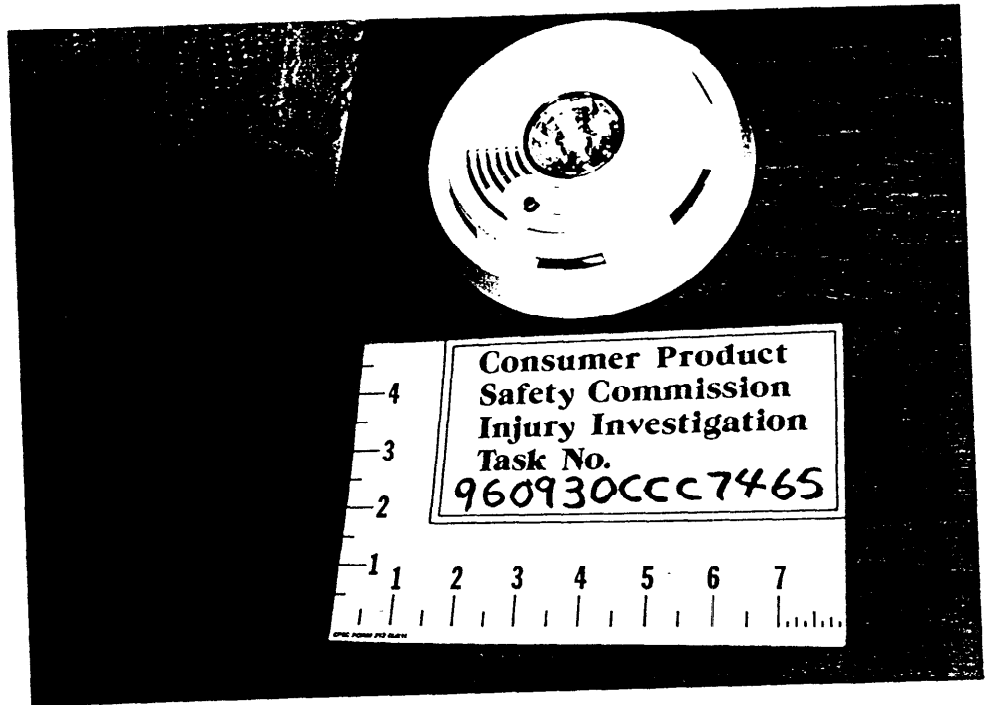


PHOTO #1: Photograph of the smoke detector, which the consumer received as a replacement for the fire damaged smoke detector.




PHOTO #2: Photograph of the back side of the smoke detector (replacement smoke detector), shown in PHOTO #1 above.




PHOTO #3: Close-up photograph of the label on the back side of the replacement smoke detector, shown in PHOTOS #1 and #2.




PHOTO #4: Another close-up photograph of the label, shown PHOTO #3 above.




PHOTO #5: Photograph of one side of the replacement smoke detector's User's Manual.




PHOTO #6: Photograph of the other side of the replacement smoke detector's User's Manual.