

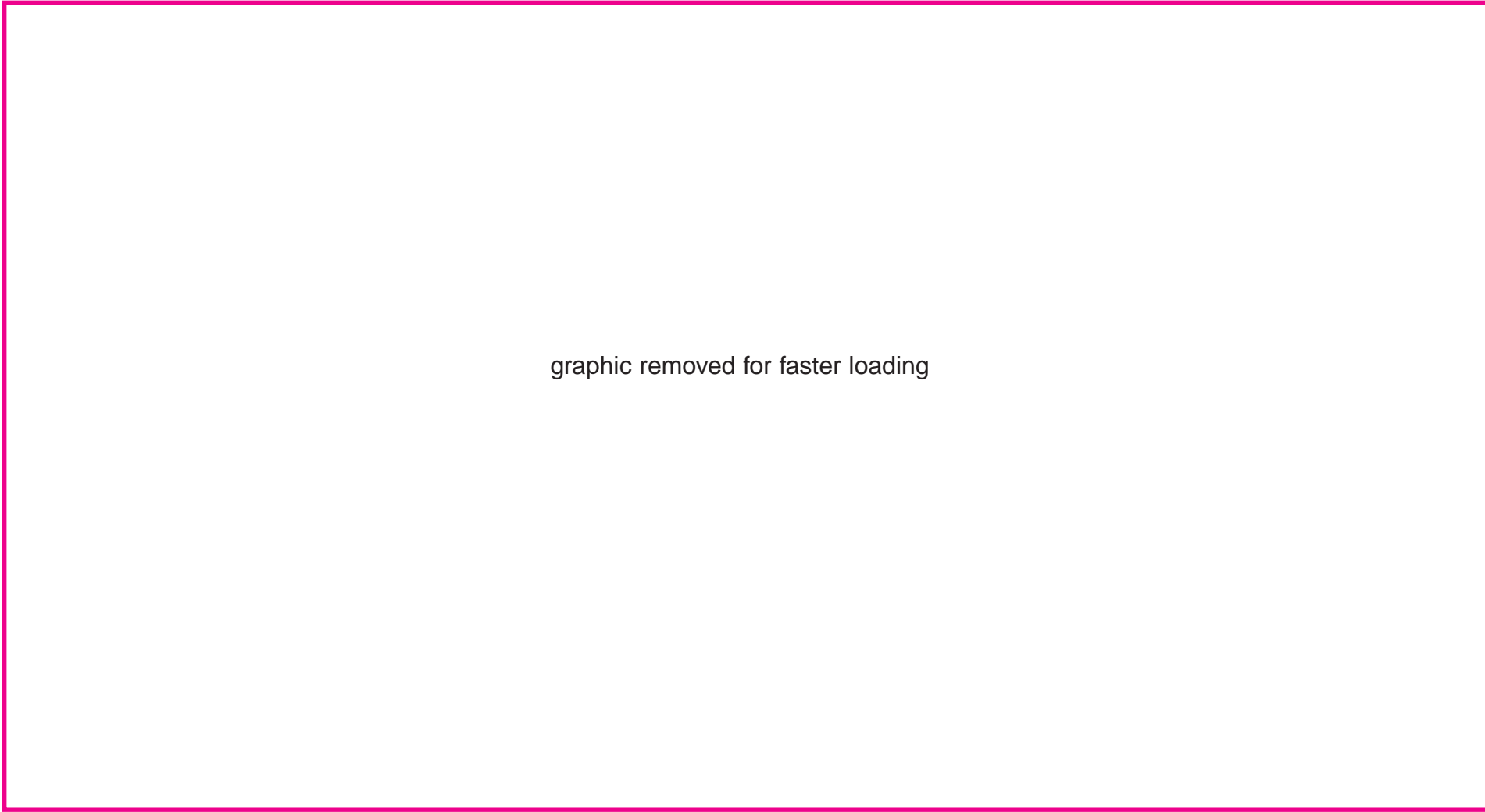
# YELLOWSTONE Today



Winter 2004/2005

Official Newspaper of Yellowstone National Park

National Park Service  
U.S. Department of the Interior



graphic removed for faster loading

NPS photo/Peaco

*Yellowstone's park photographer took this photo using a 600 mm telephoto lens; the wolf was crossing the road far ahead of his truck.*

## CONTENTS

MAP .....	Back Cover
Safety & Rules .....	Front Cover, 2, 4
Essential Yellowstone .....	3
Skiing & Snowshoeing .....	5
Wolves .....	6
Winter Use .....	7
Friends of Yellowstone .....	8
Spring in Yellowstone .....	9
Services .....	10-11
<b>ACTIVITIES:</b> .....	<b>CENTER SECTION, A-D</b>

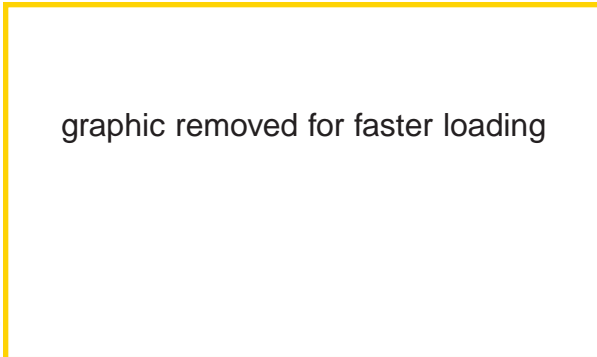
## Enjoy Yellowstone's Winter Wonderland Safely

Snow and cold combine with natural wonders to create an incomparable winter experience in Yellowstone. Prepare yourself well to enjoy your winter visit safely.

- ◆ Use extra care near canyons, waterfalls, hydrothermal areas, overlooks, and wildlife.
- ◆ Watch your children. Your hand and voice may be too far away once your child leaves your side.

- ◆ The only road open for year-round automobile travel is the Gardiner, MT-Cooke City, MT road (North Entrance to 7 miles east of the Northeast Entrance). Mud/Snow tires or chains are recommended and at times may be required.
- ◆ Before beginning your trip—whether by car, skis, or snowshoes—obtain current road and weather reports.

- ◆ Keep your distance from wildlife—100 yards from bears, 25 yards from bison, elk, bighorn sheep, deer, moose, wolves, coyotes—and never feed them.
  - ◆ Help protect wildlife—always expect animals on or near the road; drive the speed limit or less, depending on conditions.
- Additional safety tips on pages 2 and 4.**



graphic removed for faster loading

NPS photos/Peaco

## Yellowstone National Park's Mission

Preserved within Yellowstone National Park are Old Faithful and the majority of the world's geysers and hot springs. An outstanding mountain wildland with clean water and air, Yellowstone is home of the grizzly bear and wolf and free-ranging herds of bison and elk. Centuries-old sites and historic buildings that reflect the unique heritage of America's first national park are also protected. Yellowstone National Park serves as a model and inspiration for national parks throughout the world.

## Mission of the National Park Service

The National Park Service preserves unimpaired the natural and cultural resources and values of the national park system for the enjoyment, education, and inspiration of this and future generations. The National Park Service cooperates with partners to extend the benefits of natural and cultural resource conservation and outdoor recreation throughout this country and the world.

Winter 2004/2005

## CAUTION: SCALDING WATER

**Beautiful but deadly:** Yellowstone's hydrothermal features can kill you. Their waters are frequently near or above boiling. Their crust is thin, breaks easily, and often overlies scalding water. People have died in these pools.

- **You must stay on boardwalks and designated trails.** They protect you and preserve delicate formations.
- **Keep your children close to you at all times;** make sure they understand the danger.
- Pets are prohibited in hydrothermal areas.
- Swimming or bathing is prohibited in hydrothermal pools or streams where water flows entirely from a hydrothermal spring or pool.
- **Where swimming is allowed, swim at your own risk.** Yellowstone's natural waters tend to be very hot or very cold, and immersion in extreme temperature water can be fatal. Thermal water can also harbor organisms that cause a fatal meningitis infection and Legionnaires' disease. Exposing your head to thermal water by immersion, splashing, touching your face, or inhaling steam increases your risk of burns and infection. Obtain more information at any ranger station or visitor center.

## STAY AWAY FROM WILDLIFE

Yellowstone is not a zoo and the animals are not tame. **Do not approach any wildlife.** View them from the safety of your vehicle.

**If an animal reacts to your presence, you are too close.** This is especially important in winter: Cold and deep snow can make finding food difficult and any extra movement costs animals precious energy.

**BISON** are unpredictable and dangerous; they weigh up to 2,000 pounds (900 kg) and sprint 30 miles per hour (48 kph). Visitors are injured every year.

**COYOTES** quickly learn habits like roadside feeding. This may lead to aggressive behavior toward humans and can increase the risk of the coyote being poached or hit by a vehicle.

**BEARS** may be out in early and late winter. Be alert for tracks and sign; do not approach carcasses. If you observe a bear or bear sign, report it to a park ranger as soon as possible.

**RAVENS** have learned to unzip and unsnap packs. Do not allow these birds access to your food.

### Wildlife Have the Right of Way

- ◆ If you are snowmobiling, follow the guidelines on page 4.
- ◆ If you are skiing or snowshoeing, stop or detour around animals.
- ◆ If you are driving, stop until the animals pass or leave the road. Stay in your car.

## Watch for Ice on Roads and Trails

**Only two roads in the park are plowed:**

- 1 Between the North Entrance and Cooke City, Montana
- 2 From Mammoth Hot Springs to the parking area at the Upper Terraces

- ◆ They are maintained only during daylight hours and may close during severe storms.
- ◆ Expect snowpack, ice, frost heaves, drifts.
- ◆ Mud/snow tires or tire chains may be required and are recommended.

- ◆ Speed limit for all vehicles, including snowmobiles, is 45 mph (73 kph), lower where posted.
- ◆ Do not stop on the road and block traffic when viewing wildlife or scenery. Use pullouts.

- ◆ Trails and overlooks may be snow-covered, icy, and dangerous.
- ◆ Obey trail closures. Proceed cautiously at all times and watch your children.

## Avalanches

Avalanches occur throughout Yellowstone on slopes 25° or steeper. Be especially alert for them if you are snowmobiling over Sylvan Pass or if you are skiing or snowshoeing in the backcountry. It is your responsibility to check conditions before beginning a trip, and to know the warning signs, safety rules, and how to respond should you or one of your party be caught in an avalanche. **See page 4 for more information.**

### Attention Anglers

The fishing season in Yellowstone National Park is open late May through early November.

### Backcountry Permits

Permits are required for **overnight backcountry use.** Obtain them in person up to 48 hours in advance from any ranger station. Rangers will provide information on weather, trails, snow conditions, and any special winter hazards. Backcountry winter campers must carry stoves and fuel for cooking and melting snow; no wood fires allowed.

### High Altitude

Most of the park is above 7,500 feet (2,275 m). Allow time to acclimate. Be aware of your physical limitations; don't overexert. Drink plenty of water to forestall the dehydrating effects of the park's dry climate. Stop and rest often.

### Hypothermia and Frostbite

Know the warning signs of hypothermia and frostbite and treatment for both. They occur when you are exposed to cold temperatures, wind, and when you lack sufficient layers of clothing and appropriate gear.

**Hypothermia** is a rapid loss of body heat that can cause death if not treated. Early warning signs include shivering, slurred speech, memory lapses, drowsiness, and exhaustion. Know these warning signs and how to treat them. Seek help as soon as you can.

**Frostbite** can permanently damage tissue and affect use of fingers, toes, nose, ears, or other extremities. Protect yourself with warm, layered clothing and frequent stops to warm up.

### Lost & Found

Call 307-344-2109 to report or retrieve lost items.

### Pets

**Pets must be leashed.** They are prohibited on all trails, in the backcountry, and in hydrothermal basins. Pets are not allowed more than 100 feet from a road or parking area. Leaving a pet unattended and/or tied to an object is prohibited.

### Winter Camping

Winter car-camping is available only at Mammoth Campground. Heated restrooms and water are available; wood fires allowed. No overnight camping or stopping allowed elsewhere. Primitive winter camping is available at Old Faithful on a limited basis and at backcountry sites. No facilities. Permit required.

### Weapons

No firearms or weapons, including state-permitted concealed weapons, are allowed in Yellowstone. Unloaded firearms may be transported in a vehicle when the weapon is cased, broken down or rendered inoperable, and stored in a manner that prevents ready use. Ammunition must be placed in a separate compartment of the vehicle.

## AVOID These Illegal Situations

- ◆ speeding (radar enforced)
  - ◆ driving while intoxicated (open container law enforced)
  - ◆ leaving detachable side mirrors attached when not pulling trailers
  - ◆ traveling off-road by vehicle or bicycle
  - ◆ improperly storing food
  - ◆ violating camping regulations & rules
  - ◆ having pets off leash or on trails and boardwalks
  - ◆ littering
  - ◆ swimming in hydrothermal pools
  - ◆ traveling off boardwalks in hydrothermal areas
  - ◆ removing or possessing natural (antlers, etc.) or cultural (artifacts) features
  - ◆ violating fishing regulations
  - ◆ feeding or approaching wildlife
  - ◆ spotlighting elk, deer, or other wildlife (viewing animals with artificial light)
  - ◆ calling in elk by imitating their calls or using buglers
  - ◆ imitating wolf howls
- Law enforcement rangers strictly enforce all park regulations to protect you and the park.*

## Know These Numbers

# 25

= the number of YARDS you must stay away from **all** wildlife—except . . .

# 100

= the number of YARDS you must stay away from a bear

# 45

= the **speed limit** in the park unless otherwise posted

# 911

= the number to call in an **emergency**

Winter 2004/2005

## Highlights

### Geysers & Hot Springs

Yellowstone's unparalleled array of hydrothermal features—geysers, hot springs, mudpots, and steam vents—provide evidence of the active volcano beneath our feet. You can see travertine terraces at Mammoth Hot Springs, acidic features at Norris Geyser Basin and Mud Volcano, mudpots and geysers at Fountain Paint Pot and West Thumb, and giant hot springs at Midway Geyser Basin.

In winter, the clash of extreme heat and cold creates extraordinary beauty—ghost trees, ice cones, eruptions seemingly amplified in the frigid air. Warm ground, steam, and hot water create microclimates where plants grow. Animals are drawn to these sources of food and warmth.

Puffs of steam reveal tiny hydrothermal features that elude summer visitors. Other clues include patches of bare ground, ice-free streams or ponds, and frozen spray.

### Grand Canyon of the Yellowstone River

In this spectacular canyon, snow clings to canyon walls in patterns determined by pinnacles, ridges, gullies, and slopes. Steam plumes mark locations of hot springs, geysers, and fumaroles. Massive sheets of ice muffle the roar of the Upper and Lower Falls. At the base of the Lower Falls, spray freezes and grows into an ice cone that sometimes reaches half the height of the falls. Overlooks along the North and South Rims offer views of the canyon and the falls.

### Lake Area

Yellowstone Lake is North America's largest high-altitude lake. Set against the Absaroka Mountains, it defines the essence of winter—a wilderness snowscape, harshly beautiful.

On average, the lake is ice-locked by December 25. Between freeze-up and the accumulation of insulating snow, solar radiation causes heating and expansion of the vast sheet. The lake "sings" as ice creaks, pops, and groans. Its surface freezes solid except for isolated spots of hydrothermal activity.

## Watching Wildlife

Yellowstone is home to a variety and abundance of wildlife unparalleled in the lower 48 states. As you travel snow-covered roads by snowmobile or snowcoach, look for birds along the waterways, elk and bison in the hydrothermal areas, and coyotes almost anywhere. Along the road between Gardiner and Cooke City, Montana, you may see large numbers of elk and bison. This is also where wolves are seen frequently. Ask for a free copy of "Yellowstone Tracker" at visitor centers for more information about wildlife in winter.

graphic removed for faster loading

*Keep a safe distance while you view hydrothermal features, such as Old Faithful (above) and wildlife, such as this coyote.*

graphic removed for faster loading

Habituated wildlife can quickly become conditioned to human foods. Swans, coyotes, bighorn sheep, bears, ravens, and other species have all demonstrated begging behavior in Yellowstone. This seemingly harmless activity is dangerous for both you and the animals. Human foods in an animal's diet may result in tooth decay, ulcers, digestive problems, or failure to accumulate fat reserves for the winter. Beggar birds and other wildlife may become aggressive and have occasionally injured park visitors.

graphic removed for faster loading

- ◆ Respect wildlife—never approach too closely and be alert for changes in their behavior. If an animal reacts to your presence, you are too close.
- ◆ Never feed wild animals—including ravens.
- ◆ Follow the law: Stay at least 100 yards away from bears and 25 yards away from all other animals, including birds.

## Facts & Tips

- ◆ Area: approximately 2.2 million acres or 3,472 square miles in Wyoming, Montana, and Idaho
- ◆ Elevations: 5,300 ft (1,608 m) at the North Entrance to almost 11,358 feet (3,640 m) at Eagle Peak on the east boundary; most roads lie at 7,500–8,000 feet (2,275–2,427 m)
- ◆ Yellowstone Lake: 141 miles (227 km) of shoreline and approximately 132 square miles (341 sq km) of surface area
- ◆ Hydrothermal features: About 10,000 hydrothermal features, including more than 300 geysers
- ◆ Winter temperatures often hover near zero throughout the day, occasionally reaching highs in the 20s. Subzero nighttime lows are common.
- ◆ The lowest recorded temperature is -66°F at the West Yellowstone station on February 9, 1933.
- ◆ Annual snowfall averages 150 inches. At higher elevations, amounts are normally more than 200 inches annually, and, in some locations, more than 400 inches. In contrast, the Lamar Valley often has less than 24 inches on the ground.

NPS photo/Douglas

## Questions?

*Ask a ranger at the visitor centers or warming huts. See the center section of the paper for the locations and times.*

## Ranger-Led Programs!

*Want to try out snowshoeing? Or take a tour of the park? Ranger-led programs are listed in the center section of the paper. You'll also find out about other educational programs.*

## For More Information

- ◆ consult the official map and guide you received at the entrance station
- ◆ read about wolves and other park wildlife in "Yellowstone Tracker," a free publication available at visitor centers
- ◆ ask for free handouts about other park topics and features, such as bison management or Old Faithful Geyser
- ◆ look at materials available in the educational bookstores
- ◆ stay in touch via [www.nps.gov/yell](http://www.nps.gov/yell)

NPS photo/Peaco

NPS photo/Peaco

# Winter Safety Tips

Winter 2004/2005

graphic removed for faster loading

## Weather

Yellowstone's weather is unpredictable and changes suddenly. Obtain current weather conditions and forecasts at visitor centers or ranger stations. Be prepared for a range of conditions, whether you are out for several hours or overnight. Know the locations of warming huts and phones (map on the back page). Plan your trip and follow your plan.

## Avalanches

- ◆ Avalanche hazard can be high on roads between the East Entrance and Fishing Bridge Junction, on Dunraven Pass, on trails in the Cooke City vicinity, and in many areas of the backcountry. Learn about avalanche mechanics, safe travel methods, and rescue procedures *before* going into the backcountry.
- ◆ Avalanches most commonly occur on hillsides or in canyons with slopes of 30–45°, but can happen on any slope.
- ◆ When travelling through such areas, cross the slope one at a time while others watch.
- ◆ Avalanches are more likely to occur during or after heavy fresh snowfall, high winds, or extreme temperature changes.
- ◆ Check the Gallatin National Forest Avalanche Center, 406-587-6981 or [www.mtavalanche.com](http://www.mtavalanche.com), for avalanche advisories for Bozeman, Livingston, West Yellowstone, Cooke City, and Gardiner; or check with a local ranger for a current forecast.

NPS photo/Peaco

Please leave the ski tracks for the skiers; don't walk or snowshoe in them.

## For Skiers and Snowshoers

- ◆ Evaluate your party's capabilities. Plan your outing so that everyone will enjoy it.
- ◆ Know your equipment's capabilities and weaknesses and be prepared to make repairs.
- ◆ Never go close to geysers, hot springs, or mudpots. You may fall through overhanging snow ledges or thin crust. Do not leave designated trails in hydrothermal areas.
- ◆ Beware of icy conditions on downhill grades leading into hydrothermal areas. Side-step or walk down the hill rather than risk skiing out of control into a boiling pool.
- ◆ When crossing frozen lakes, use extreme caution and check ice thickness by prodding with a ski pole. Ice, snow covered or not, may be thin, especially near inlets, outlets, and waters warmed by hydrothermal activity. Crossing rivers may be dangerous; some have bridges and some do not. Ask a ranger about local crossings.
- ◆ Do not approach wildlife. Wild animals are unpredictable; if they charge, you can't outrun them in deep snow. If they run, you are forcing them to use energy they need to survive.
- ◆ When passing through areas of dead trees (snags), stay on established trails and be alert. Snags can fall with little warning.
- ◆ Exertion in dry mountain air can dehydrate you. Drink two quarts of water a day. Carry gear to melt water from snow or dip it out of a stream from a safe distance with a ski pole. Boil water from lakes or streams to reduce the chance of infection from water-borne diseases.
- ◆ Learn as much as you can about winter survival. Talk with park rangers before you leave on any trip. Many good books are also available on this topic.
- ◆ Follow basic ski etiquette: skiers going uphill yield to those going downhill.
- ◆ Let someone know where you are going.
- ◆ On groomed roads used by snowmobiles, keep to the right.
- ◆ Orange trail markers attached to trees may be difficult to find in winter.
- ◆ If you venture into the backcountry, carry a USGS topographic map and a compass—and know how to use them.
- ◆ Even on a well-marked trail, you can become lost easily in a whiteout or blizzard.
- ◆ Attempt off-trail travel only if you are completely familiar with the specific area where you will be skiing.
- ◆ Obtain specific information on conditions at the area's ranger station, backcountry office, warming hut, or visitor center.
- ◆ Most of the park is above 7,000 feet. If you are coming from lower elevations, acclimate yourself and test your capabilities by taking short day trips before considering longer excursions.

## For Snowmobilers

### *Dress for Extreme Cold*

Essential items: helmet, face mask, heavily insulated gloves or mittens, felt-lined boots, and a heavily insulated snowmobile suit. Avoid tight-fitting garments; they restrict circulation and increase the possibility of frostbite.

### *Wild Animals Have the Right of Way!*

**Your guide will know what to do if you encounter wild animals on the road. Recommendations include:**

- ◆ If bison or other wildlife are on the road, stop at least 25 yards away and/or pull your machine as far as possible to the opposite side of the road; give them a chance to move off the road.
- ◆ Do not make sudden or erratic movements; use groomed pullouts where possible.
- ◆ Do not chase animals or cause them to stampede.
- ◆ If an animal appears agitated, do not attempt to pass—it may cause the animal to charge.
- ◆ If animals run toward you and you can confidently turn around, do so, moving to a safe place while your guide reassesses the situation.
- ◆ If animals walk or run toward you and you cannot turn around, get off your machine and stand to the side of it, keeping the machine between you and the animals.
- ◆ If animals are standing calmly, your guide may inch toward them and assess their behavior. If they remain calm, you may be able to pass on the opposite side of the road at a slow speed.

### *Regulations*

**Your guide will know the regulations, but you should be aware of them too:**

- ◆ All snowmobile operators are required to have a valid driver's license; no learner permits are allowed.
- ◆ Roads are open **only** 7 AM to 9 PM. Snowmobiles are not allowed to operate in the park between 9 PM and 7 AM.
- ◆ Maximum speed limit is 45 mph or less where posted or as conditions warrant.
- ◆ Speed limit is 35 mph West Entrance to Madison, Madison to Old Faithful.
- ◆ Use hand signals when turning or stopping.
- ◆ Allow enough distance between snowmobiles when traveling.
- ◆ Pass only when safe.
- ◆ If you turn around, stay within the road width.
- ◆ Drive on the right side of the road even if the road is rough.
- ◆ Drive in single file.
- ◆ Do not idle your machine more than 5 minutes.
- ◆ When stopping, pull to the far right and park in single file.
- ◆ Stay on designated roads. Sidehilling, bermriding, or any off-road travel is prohibited and carries a fine of up to \$5,000.
- ◆ Report accidents to a ranger.
- ◆ Operating a snowmobile while intoxicated is illegal. Possession of open alcoholic beverage containers, including bota bags, is illegal.

Your safety is up to you.

*Yellowstone's 2.2 million acres provide miles of trails for the adventurous skier and snowshoer. Whether you are skiing a groomed trail in a developed area or venturing into the backcountry, remember that you are traveling in wilderness with all its dangers: unpredictable wildlife, changing weather conditions, hydrothermal areas, deep snow, open streams, and avalanches. You have chosen to explore and experience the land on its own terms, but your safety is not guaranteed. Be prepared for any situation. Carefully read the safety information on the previous page, understand all backcountry guidelines and regulations, and know the limits of your ability.*

Yellowstone Association/Pflughoft

graphic removed for faster loading

## Trails

You have a choice of ski trails throughout the park—a few are described here. Maps and trail brochures are available for trails in the Mammoth, Tower, Northeast, Canyon, Old Faithful, and West Yellowstone/Gallatin areas. These trails range from easy to difficult.

### Northern Region

Skiing opportunities abound along the plowed road between Mammoth and the Northeast Entrance. See map below.

#### Upper Terrace Trail

In winter, Upper Terrace Drive becomes a groomed 1.5-mile ski trail. You'll have fantastic views of the steaming lower terraces and historic Fort Yellowstone. This is a hydrothermal area; please stay on the trail.

#### Bunsen Peak Trail

This 6-mile trail follows the old Bunsen Peak road; in places it is steep and has sharp turns. Catch the concessioner-operated ski shuttle from Mammoth Hot Springs Hotel to the trail's upper end, south of Rustic Falls. Along the trail, you will have views of the Gallatin Mountains and the Gardner River Canyon. The trail ends in the Mammoth maintenance area.

### Blacktail Plateau Trail

This trail begins 8 miles east of Mammoth and follows an unplowed 8-mile road. Enjoy vistas of meadows surrounded by mountain peaks, and look for elk, deer, coyotes, and bison scattered throughout their winter range.

### Tower Fall Trail

This trail begins at Tower Junction and follows the unplowed Tower-Canyon road for 2.5 miles past the Calcite Springs Overlook to Tower Fall. You'll have views of the Yellowstone River Canyon and you might see bison, bighorn sheep, or bald eagles. Continue on the 5.5-mile Chittenden Loop Trail or return to Tower Junction.

### Barronette Trail

This 3.5-mile trail follows Soda Butte Creek along an abandoned roadway that parallels the Northeast Entrance Road at the base of Barronette Peak. It travels through a forest and offers spectacular scenery and consistent snow conditions.

### Old Faithful

#### Lone Star Geyser Trail

This moderate 9-mile trail begins at the Old Faithful Snow Lodge and takes you to Kepler Cascades. From there, you follow an unplowed service road alongside the Firehole River to Lone Star Geyser. The geyser erupts about every three hours from a 12-foot high cone. Beginning skiers should return the same way; more advanced skiers might like to return via the Howard Eaton Trail, which is steep and requires caution.

#### Fairy Falls Trail

Catch a snowcoach shuttle at Old Faithful Snow Lodge to the southern end of the Fairy Falls trailhead at the steel bridge. From here you can ski to one of the most spectacular ice-encrusted falls in the park. You will be skiing through areas of burned forest so be alert for falling trees. You can ski back to Old Faithful by following the trail next to the snow vehicle road until you

reach the Biscuit Basin Trail, which takes you through the Upper Geyser Basin past Morning Glory Pool and Geyser Hill. The entire trip is about 11 easy miles.

### West Yellowstone

#### Riverside Trail

This trail begins on Boundary Street and heads one mile through forest to the Upriver and Downriver loops. Both loops provide scenic views of the Gallatin Range and Madison River. Total distance varies from 2.5 miles to 4.5 miles, depending on your route.

**For more details about these and other ski trails, check at the visitor centers and Bear Den Ski Shops at Mammoth or Old Faithful or at the West Contact Station at the West Yellowstone Chamber of Commerce.**

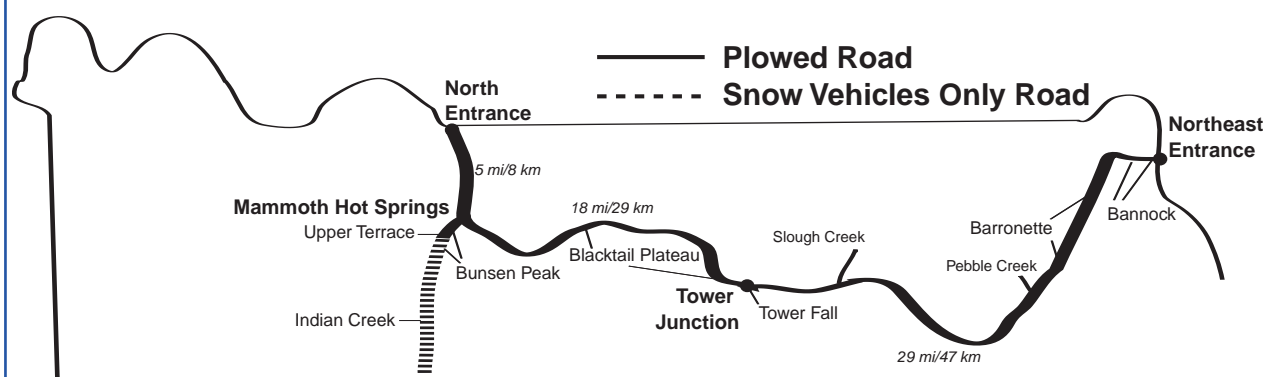
## Winter Gear Guide

- ◆ Before you rent or borrow equipment, check for fit and suitability for wilderness use. Choose skis and boots made for touring or mountaineering. Narrow racing skis may not give you enough surface area to break trail and low shoes may not give you enough ankle support.
- ◆ Even in severe winter temperatures, you can be comfortable and safe if you dress properly to prevent chilling and overheating.
- ◆ Wear clothes in several adjustable layers:
  - ✓ windproof, hooded outer layer
  - ✓ wool or other insulated garments underneath
  - ✓ wool or synthetic trousers
  - ✓ wool or synthetic long underwear
  - ✓ wind or rainpants for warmth on windy days
  - ✓ wool socks
  - ✓ gaiters or overboots
  - ✓ gloves or wool mittens with shells
- ◆ Do not wear cotton clothes of any kind, including jeans, sweatshirts, underwear, socks. They retain moisture and put you at risk for hypothermia.
- ◆ Protect yourself from the sun:
  - ✓ wear dark sunglasses on sunny days
  - ✓ apply sunscreen lotion to avoid sunburn
- ◆ As you plan your trip, allow for limited daylight, changing snow conditions, temperature extremes, and the number of people in the group and their experience and physical condition.
- ◆ On day trips, consider taking some or all of these items to increase your safety:
  - ✓ extra clothing
  - ✓ water & food
  - ✓ matches or lighter
  - ✓ map
  - ✓ compass
  - ✓ ski repair kit
- ◆ If you are planning an overnight ski trip, carry all of the above, plus:
  - ✓ backcountry permit
  - ✓ repair parts and tools
  - ✓ sleeping bag
  - ✓ closed-cell sleeping pad
  - ✓ shovel
  - ✓ easily-prepared food
  - ✓ small tarp
  - ✓ first-aid kit
  - ✓ stove and pots
  - ✓ knife
  - ✓ tent or bivouac bag
  - ✓ probe pole
  - ✓ transceiver

**Rent skis & snowshoes at the Bear Den Ski Shops, Mammoth and Old Faithful**

**Enjoy ranger-led snowshoe trips, listed on page C of the center section.**

## Winter Trails in Northern Yellowstone



- ◆ A permit is required for all overnight trips in the Yellowstone backcountry. Inquire about backcountry permits at visitor centers or ranger stations.
- ◆ Pack it in—Pack it out: No matter what trail you are on or its length, you must pack out all refuse.

Winter 2004/2005

Visionaries began working on wolf restoration in the middle of the 20th century. Their belief, that wolves are essential to a healthy ecosystem, has been proven by scientific research at Yellowstone.

January 12, 1995: Scientists brought eight wolves into the park, beginning the restoration of a predator gone since the 1930s. As the truck drove through the Roosevelt Arch (below), people cheered. Ten years later, more than 165 wolves in 15 packs call the Yellowstone area home.

graphic removed for faster loading

## Wolf Watching

- ◆ More than 150,000 people have seen wolves in Yellowstone.
- ◆ Approximately 30,000 people a year see a wolf in Yellowstone.
- ◆ Wolf enthusiasts bring in millions of dollars annually to the local communities.

## For More Information

[www.nps.gov/yell](http://www.nps.gov/yell)

“Tracker,” publication about Yellowstone’s wildlife, available free at visitor centers

“Yellowstone 2005,” annual calendar by the Yellowstone Association, featuring wolves

Books and other publications available through the Yellowstone Association at its educational bookstores in visitor centers and at [www.YellowstoneAssociation.org](http://www.YellowstoneAssociation.org)

graphic removed for faster loading

## Wolf Feast

- ◆ In winter, wolves eat primarily elk—mostly calves and female elk more than 14 years old.
- ◆ In summer, wolves add mule deer and smaller animals to their diet.
- ◆ Wolves can kill bison, but seldom do.
- ◆ Scientists know of only one bighorn sheep killed by wolves in ten years.
- ◆ A wolf’s stomach can hold about 20 pounds of meat. So when a pack kills a 500-pound female elk, they can easily fill their bellies and leave a lot of meat for scavengers.
- ◆ Ravens arrive at a kill in less than two minutes; and often more than two dozen will wait around until the wolves are done.
- ◆ Other scavengers include magpies, eagles (both bald and golden), and coyotes.
- ◆ Grizzly bears can take over wolf kills, chasing off the wolves before they finish eating.

## Among the Wolves

- ◆ The Druid Peak Pack had 37 wolves in 2000, one of the largest wolf packs ever known.
- ◆ Since 1995, 28 conflicts between wolf packs have killed 13 wolves. This is normal among wolves, and may be a way to control their own population.

**1944** Dec. 1: Aldo Leopold proposes the wolf be restored to Yellowstone National Park.

**1973** Dec. 28: The Endangered Species Act is signed into law, laying the foundation for wolf reintroduction.

**1995** Jan. 12: The first 8 wolves arrive in Yellowstone.

**1995** March 21: the first wolves are released from pens into Yellowstone.

**1998** Yellowstone wolves form the Gros Ventre pack in Grand Teton National Park.

**2003** November 5: Wolf observers report seeing wolves for 1,000 days in a row. This streak continued through 2004.

**2004** Jan. 12: Within one week of each other, wolves #42 and 41—sisters—died. They were the last of the wolves originally reintroduced to Yellowstone.

## Wolves and the Future

Some scientists think wolves are central to the functioning of the Greater Yellowstone Ecosystem. Their return may have triggered changes affecting every part of the ecosystem. Such changes may take decades to see and understand.

NPS photo

NPS photo/Peaco

## Save On Park Entrance Fees

graphic removed for faster loading

*The National Parks Pass*

provides a way to save money when visiting national parks. For one annual fee of \$50, you can enter all National Park System areas. You receive a great value and you also support your favorite national parks. **A full 70% of the proceeds from the sales of passes at Yellowstone will go directly to projects that help**

**visitors experience the area.** The remaining proceeds go to a national fund that supports projects at any of the national parks in the system. To obtain your pass, stop by one of Yellowstone’s entrance stations, or purchase the pass online at [www.nationalparks.org](http://www.nationalparks.org) or call toll-free: 1-888-GO-PARKS (1-888-467-2757). For an additional \$15, you can upgrade your National Park Pass to a Golden Eagle Pass, which provides admission to all national parks, national wildlife refuges, and other federal fee areas. *(Neither pass is good for user or parking fees, such as at Mount Rushmore.)*

## Entrance Fees

Private, noncommercial automobile	\$20 (7 days, both Yellowstone and Grand Teton)
Individual motorcycle	\$15 (7 days, both parks)
Single entry (foot, bike, ski, etc.)	\$10 (7 days, both parks)
Annual Pass, both parks	\$40 (valid one year from date of purchase)
National Parks Pass	\$50 (valid one year from date of purchase for entrance fees at National Park Service areas)
Golden Eagle Pass	\$65 (valid one year from date of purchase at most federal fee collection areas)
Golden Age Pass	\$10 (one-time fee for lifetime pass—available to those citizens or permanent residents of the U.S. 62 years of age and older)
Golden Access Pass	Free (available to those citizens or permanent residents of the U.S. who have been determined to be blind or permanently disabled)

**Remember to keep your admission receipt to re-enter the park.**

Winter 2004/2005

## Enjoying Yellowstone in Winter

### In a car

The road from the North Entrance to Cooke City, MT, is open to cars and other wheeled vehicles year-round. Along this road, you will see spectacular scenery and will likely see wildlife—including pronghorn, elk, bison, and possibly wolves.

### On skis or snowshoes

You have many trails to choose from in various areas of the park—including along the road from the North Entrance to Cooke City. Information is available at visitor centers, warming huts, winter trailheads, and at [www.nps.gov/yell](http://www.nps.gov/yell).

### On a snowcoach trip

Enjoy the winter wonderland from the warmth and comfort of a snowcoach. You can book a trip with one of 16 commercial snowcoach operators available to provide snowcoach services. A list of commercial snowcoach operators is at [www.nps.gov/yell](http://www.nps.gov/yell).

### On a snowmobile tour

If you prefer snowmobiling, you can book a trip with an authorized commercial guide. Only a limited number of snowmobiles will be allowed in the park each day. To ensure entrance on the days you prefer, make reservations with a commercial guide service in advance of your arrival. A list of commercial guides is at [www.nps.gov/yell](http://www.nps.gov/yell).

graphic removed for faster loading

NPS Photo/Peaco

## Winter Use Update

The National Park Service works closely with local governments and businesses, concessioners, conservation and other interest groups, industry, park visitors, and the public to build a sustainable future that will allow for both snowmobile and snowcoach use while preserving park resources and providing high quality visitor experience. A successful winter use plan requires the hard work and cooperation of all interests, and is still in development. This year, winter operations are guided by a Temporary Winter Use Plan Environmental Assessment.

### Goals of a Winter Use Plan

- ◆ Provide a high quality, safe, and educational winter experience for all visitors.
- ◆ Provide for visitor and employee health and safety.
- ◆ Preserve pristine air quality.
- ◆ Preserve natural soundscapes.
- ◆ Mitigate impacts to wildlife.
- ◆ Minimize adverse economic impacts to gateway communities.

**What did we learn from this past winter?** Preliminary information indicates that park resources were not impaired last winter. An average of 259 snowmobiles entered Yellowstone each day during January and February 2004. Also, all snowmobilers in Yellowstone were led by commercial guides, and the vast majority of snowmobiles met best available technology requirements.

**Does NPS believe snowmobiles are appropriate in Yellowstone National Park?** Yes, with appropriate management. Winter use must be one of shared stewardship. NPS will work closely with local governments and businesses, concessioners, conservation and other interest groups, industry, park visitors and the public to build a sustainable future that will allow for both snowmobile and snowcoach use while preserving park resources and providing a high quality visitor experience. Successful implementation will require the hard work and cooperation of all interests.

**How can I obtain a copy of the EA?** You can request a copy of the Temporary Winter Use Plan Environmental Assessment from Management Assistant's Office, P.O. Box 168, Yellowstone National Park, WY 82190 or you can view it at [www.nps.gov/yell/winteruse\\_ea.htm](http://www.nps.gov/yell/winteruse_ea.htm).

graphic removed for faster loading

Courtesy C. Duckworth

The National Park Service tested this new multi-season vehicle in Yellowstone last winter.

## The Greening of Yellowstone

*Yellowstone National Park implements a variety of projects to prevent pollution, reduce waste, recycle materials, and use alternative fuels. It has also developed successful partnerships between the National Park Service, local and state governments, and a consortium of private interests. As you visit the park, look for evidence of these projects.*

**Alternative Fuels:** Some park vehicles run on alternative fuels made from soybeans; vehicle oils and lubricants are vegetable-based products; and motorists can fuel their vehicles with ethanol blends at park service stations.

**Employee Rideshare Program:** The park provides a commuter bus for employees living within 50 miles of the park's north entrance.

**Plastic Lumber:** As Yellowstone's boardwalks decay, they are being replaced with lumber made from recycled plastic, which lasts much longer than wood.

**Recycling:** The park annually recycles 400 tons of paper, glass, aluminum, steel, plastic, and cardboard, saving thousands of dollars in landfill fees and expanding collection & marketing opportunities with neighboring communities.

**Composting:** About half the garbage collected in the park is composted at a large composting facility in West Yellowstone, which the park helped build, saving thousands of dollars in landfill fees and providing landscaping materials.

**Cleaning:** The park uses cleaning products that are effective and environment-friendly.

**Energy Conservation:** The park has retrofitted many buildings to be more energy efficient. Photovoltaics panels, which convert sunlight into electricity, have been installed at some remote locations.

**Partnerships:** The park works with its concessioners and other partners to develop other greening programs. For example, the Yellowstone Park Foundation and Toyota have provided four hybrid vehicles for staff use.

Winter 2004/2005

## You Can Help Preserve and Protect Yellowstone

In our increasingly crowded and developed world, Yellowstone National Park provides a source of refuge and renewal for those who enter its quiet places. The park's magnificent wilderness areas offer a glimpse of what our continent was like when humans first gazed in wonder upon its steaming geysers, thundering waterfalls, and abundant wildlife. However, Yellowstone exists today only because generations who came before us understood its value and made its preservation a priority.

Because so many visitors who love Yellowstone want to help ensure that it stands wild and unimpaired for our future, two separate organizations have been established. The Yellowstone Park Foundation and the Yellowstone Association work in partnership with the National Park Service and each other to provide a means for visitors to contribute to Yellowstone's preservation. Please help us protect and preserve this national treasure. Your contribution to either organization will designate you as a true friend of Yellowstone; contributors of \$1,000 or more will have their names displayed on the park's Honor Wall at Old Faithful, receiving special recognition as stewards and benefactors of Yellowstone National Park. Yellowstone will exist tomorrow as one of America's most treasured places only if our generation understands its value and makes its preservation our priority.



## Yellowstone Park Foundation

The Yellowstone Park Foundation was founded in 1996 to help address Yellowstone's growing needs and shrinking federal budgets. The Foundation's mission is to fund projects and programs that protect, preserve, and enhance Yellowstone National Park, today and for future generations.

With the help of generous donations from individuals, foundations, and corporations, the Yellowstone Park Foundation has successfully funded more than 85 projects that directly enhance your family's visit to Yellowstone. Examples include wildlife conservation, trail reconstruction, and new educational exhibits. But there is so much more to do.

Now, more than ever, Yellowstone needs your help!

Please join us in protecting the wonders and wildlife of Yellowstone. With a donation of \$25 or more, you will become a Friend of Yellowstone.

Once you are a Friend of Yellowstone, you'll receive our semiannual newsletters and annual report, keeping you up-to-date on how your contribution is making a difference in Yellowstone. You will also be recognized in the Honor Book at Old Faithful for one year.

Please complete and mail the coupon below. You can also learn more about the Yellowstone Park Foundation and donate online at [www.ypf.org](http://www.ypf.org).

### YES! I Want to be a Friend of Yellowstone National Park.

Enclosed is my tax-deductible donation of:

\$25    \$50    \$100    \$500    \$1,000    Other \_\_\_\_\_

NAME \_\_\_\_\_

ADDRESS \_\_\_\_\_

TELEPHONE \_\_\_\_\_

E-MAIL \_\_\_\_\_

Enclosed is my check. *Please make check payable to the Yellowstone Park Foundation.*

Please charge my credit card (*choose one*):    MasterCard    Visa

CREDIT CARD NUMBER \_\_\_\_\_

EXP. DATE \_\_\_\_\_

I want to help, but do not want to receive a thank-you gift for my donation of \$50 or more.

**Mail donations to: The Yellowstone Park Foundation**  
222 East Main St., Suite 301, Bozeman, MT 59715 • 406.586.6303  
[www.ypf.org](http://www.ypf.org)

# Yellowstone Association

*Educating park visitors since 1933*

*Come forth into the light of things,  
Let nature be your teacher.*

— WILLIAM WORDSWORTH

We are just the guides. Yellowstone is the teacher.  
Join us to learn more about Yellowstone National Park.

Discover Yellowstone through our **Institute** for a day or a week...  
call (307) 344-2294

Purchase educational products at our stores located at park visitor centers  
or online at [www.YellowstoneAssociation.org](http://www.YellowstoneAssociation.org)

Join the Association and receive information about the park throughout  
the year as well as a **discount** on store purchases.



Yellowstone Association  
P.O. Box 117, Yellowstone National Park, WY 82190 (307) 344-2293  
[www.YellowstoneAssociation.org](http://www.YellowstoneAssociation.org)



Winter 2004/2005

Yellowstone National Park's quietest time arrives after the winter season ends and as early spring begins. During this special time, visitors can see things that you don't see in other seasons and can do things you can't do any other time.

- ◆ Look for black and grizzly bears newly emerged from their dens. They will be searching for food, such as the carcasses of animals that did not survive winter.
- ◆ You may see adult wolves hunting for food to carry back to the den where pups wait.
- ◆ Look for newborn bison calves—their orange coats are bright against the landscape.
- ◆ After roads are plowed, they open for bicycling and walking. It's just you and park administrative vehicles. Check at visitor centers for dates when roads open for bicycling and walking.
- ◆ Enjoy a spring snowshoe or ski near Cooke City and in the Canyon area.
- ◆ Visit the mudpots at Mud Volcano, West Thumb, and Fountain Paint Pot. Melting snow makes these features wetter and noisier than in summer or fall.
- ◆ Begin your hiking season early by exploring the trails near Mammoth; they usually dry earlier than others.
- ◆ Look for migrating waterfowl on open water.
- ◆ Be safe! Check at a visitor center or with a park ranger about current conditions of trails, boardwalks, and roads. Also ask about avalanche hazards.
- ◆ Watch the weather. Carry winter and rain gear, and be ready for falling temperatures, strong winds, snow, rain, and even lightning.

graphic removed for faster loading

NPS photo/Jones & Austin

Look for glacier lilies blooming as the snow melts.

## Services Available

**Camping:** Mammoth Campground, open all year

**Clinic:** Mammoth Clinic, open weekdays 8:30 AM–1 PM and 2–5 PM; closed Wednesday afternoons

**Lodging:** Estimated opening dates—Old Faithful Snow Lodge, May 6; Mammoth Hotel, May 13; Lake Hotel, May 20. Most other facilities follow within a few weeks. Confirm schedules at [www.nps.gov/yell](http://www.nps.gov/yell).

**Store/Food:** Yellowstone General Store at Mammoth Hot Springs, generally open year-round, might be closed on Sundays.

**Visitor Center:** Albright Visitor Center (Mammoth) open daily, 9 AM–5 PM.

## Spring Road Openings—Weather Permitting

April 22	Mammoth to Old Faithful; Madison Junction to West Entrance
April 22	Norris Junction to Canyon
May 6	Canyon to Lake, Lake to East Entrance
May 13	Lake to South Entrance, West Thumb to Old Faithful, Tower to Tower Fall
May 27	Beartooth Highway

**Closed for road work: Dunraven Pass, Chittenden Road south to Canyon.**

## YOUR FEE DOLLARS AT WORK

Yellowstone National Park participates in the Interagency Recreational Fee Demonstration Program. Begun in 1996 as an experiment, the program authorizes participating parks to keep 80% of the fees collected. These funds have been, and will continue to be, used for maintenance, repair projects, public service programs, signs, and natural and historical resource preservation. The remaining 20% of the revenue is generally distributed to parks that do not collect fees, but have similar needs, and to fund other servicewide initiatives. Congress has extended this program until December 31, 2005. The program is being continually evaluated, and may be extended again.

### Why the emphasis on recreational use fees?

Managing public lands requires a major financial investment, which comes mostly from general tax revenues. Recreational use fees assure that actual users pay an increased share of operational costs, and these fees are applied to projects at the area where they were collected.

### The Recreational Fee Demonstration Program:

- ◆ Allows a significant portion of the fees collected at a public area to be spent directly on behalf of that area.
- ◆ Encourages each agency to develop fair and equitable fee collection programs, whether the public areas are large or small, urban or wilderness, natural or historical.
- ◆ Promotes the collection of fees where such fees can cover the cost of a new activity. In some cases, visitors will have to pay for activities that previously were free.

### Your Fee Dollars at Work in Yellowstone

- ◆ Replacement of boat launch ramps at Grant and Lewis lakes.
- ◆ Reconstruction of the Canyon Visitor Center, including new exhibits about the park's geology.
- ◆ Repair and replacement of signs and exhibits.
- ◆ Studies on pronghorn ecology and other wildlife.
- ◆ Preservation of rare books, journals, and manuscripts.

## Help Protect

# Wildlife Near Roads

In Yellowstone, wildlife become *habituated*: They learn people are not a threat and will tolerate people at close distances. Habituation occurs in a variety of animals, including bears, bison, elk, and bighorn sheep, especially along park roads. To protect yourself and wildlife:

- ◆ **Always** expect animals to be on or near the road.
- ◆ **Follow the speed limit**—generally 45 mph or less where posted or as conditions warrant.
- ◆ **Be extra cautious** at night and during wet or wintry conditions.

And if you want to view or photograph animals near the road, follow these guidelines:

- ◆ Park in established turnouts and make sure your car is completely off the paved roadway.
- ◆ Make sure you put your vehicle into park, and engage your parking brake.
- ◆ If you leave your vehicle, stay near it so you can get inside if the bear or other wildlife approaches.
- ◆ Avoid being struck by a moving vehicle, do not stand in the roadway to view or photograph wildlife.
- ◆ Never surround, crowd, approach, or follow wildlife.
- ◆ Don't block an animal's line of travel.
- ◆ Do not run or make sudden movements—this may cause predators to attack.
- ◆ If other people in the area are putting you in danger, leave the scene and/or notify a park ranger.
- ◆ Do not ever feed wildlife.

Winter 2004/2005

## Xanterra's Environmental Honors Keep Rolling In

We at Xanterra Parks & Resorts have always been serious about protecting the environment. After all, we live and work in one of the most beautiful places on Earth, and we think it is our responsibility to leave this place as good—or preferably, better—than the way we found it. But when we decided to step up our efforts by first taking a look at what we were already doing, a funny thing happened—we realized we not only had already taken some serious positive steps, but we could actually measure the success of our sustainability programs.

And we feel it is important that whenever a visitor to Yellowstone or other Xanterra location steps into a hotel or restaurant, that guest knows we are doing everything we can to be sustainable. And if we're lucky, that guest leaves with a few ideas of how to be more sustainable at home.

By putting our best minds together, we've created some innovative programs that will make a real difference. And we're so proud of them, we'd like to share them with you.

In just the last couple of years, we committed to an absolute reduction in greenhouse gas emissions (we're the first hospitality company and eighth company

worldwide to do this); published a report documenting the results of our environmental programs so we can see what we're doing well and where we need to improve; stopped serving certain kinds of seafood because of environmentally harmful harvesting practices and worked with the Marine Stewardship Council to certify our salmon is from sustainable fisheries; achieved certifications from major international environmental organizations, and became the first concessions company in any national park to receive certification for building sustainable employee housing.

In 2004 alone, we've received environmental awards from the National Park Service; U.S. Department of the Interior; Environmental Protection Agency; American Society of Travel Agents; Travel Industry Association; Conde Nast Traveler Magazine; and States of Arizona, Utah and Colorado.

While some companies "talk green" but don't "walk green," we at Xanterra continue to take responsibility and demonstrate significant actions to preserve and protect "beautiful places on Earth" like Yellowstone National Park. We invite you to join us by doing what you can to be a good environmental steward, and we welcome your comments and suggestions.

## IMPORTANT PHONE NUMBERS

**EMERGENCY: 911**

**Lodging, dining, camping,  
activities: 307-344-7311 or  
TDD 307-344-5395**

**Park Information:  
307-344-7381**

## Visitors' Guide to Accessible Features in Yellowstone National Park

This free guide is available at all entrance stations and visitor centers in the park. It describes facilities negotiable by wheelchair users.

For more information:

Park Accessibility Coordinator

P.O. Box 168, Yellowstone National Park, WY 82190

307-344-2017

TDD only (Telecommunications Device for the Deaf) 307-344-2386

[www.nps.gov/yell](http://www.nps.gov/yell)

## Yellowstone Park Service Stations

Yellowstone Park Service Stations has been serving Yellowstone visitors since 1947. Since 1972, we have also served winter travelers, offering quality petroleum products at two winter locations.

Snowmobile fuel is available at Old Faithful December 15–March 13 and at Mammoth Hot Springs, December 15–March 6.

Conoco, Master Card, Visa, Discover, and American Express credit cards are accepted.

## YPSS Celebrates Yellowstone Explorers of Yesteryear and Today

*One of the most interesting visitors to the Yellowstone area in 1865 was Father Francis Xavier Kuppens, a Belgian priest of the Jesuit Order, who offered this recollection 32 years later:*

About the years 1865-66 I was stationed at the old Mission of St. Peter's on the Missouri River near the mouth of Sun River. A great part of that winter and spring I spent with the Pigeon [Piegan] Indians roaming from place to place south . . . It was while leading this nomad life that I first heard of the Yellowstone. Many an evening in the tent of Baptiste Champagne or Chief Big Lake the conversation, what little there was of it, turned on the beauties of that wonderful spot. I do not know that the narrator always adhered strictly to facts, but making allowance for fervid imagination there was

sufficient in the tale to excite my curiosity and awaken in me a strong desire to see for myself this enchanted if not enchanting land. In the spring with a small party of Indians hunting buffalo, I persuaded a few young men to show me the wonderland of which they had talked so much. Thus I got my first sight of the Yellowstone. I shall not attempt to describe it, that has been done by many abler pens than mine; but you may be sure that before leaving I saw the chief attraction—the Grand Cañon, hot and cold geysers, variegated layers of rock, the Fire Hole, etc. I was very much impressed with the wild grandeur of the scenery.

*May your wanderings in and reflections of Yellowstone bring you the simple peace and lasting memories experienced and recorded by Father Kuppens.*

## YELLOWSTONE NATIONAL PARK

# Medical Services Guide 2004/2005 Winter Season



### MEDICAL SERVICES AT YELLOWSTONE

#### Emergencies

Dial "911" or contact any National Park Service ranger within the park boundaries. Specially trained rangers provide rescue, emergency medical care, and ambulance service.

#### Mammoth Clinic Open

Medcor's urgent-care clinic at Mammoth is open year round and open to the public. Staffed by a full-time board-certified physician and experienced RN's, the Mammoth clinic is equipped for most medical emergencies, as well as for routine medical care. Services include injury and illness treatment, x-rays, and some lab and pharmacy services. If in-patient care or other advanced services are required, the clinic staff can stabilize patients and arrange for appropriate transfer to a hospital outside the park.



During the winter season, the clinic at Lake Village is closed and the clinic at Old Faithful is only open periodically (one day every two weeks).

#### Winter Hours

**Mammoth Clinic**  
Open Year Round  
(307) 344-7965

**Lake Clinic**  
Closed

**Old Faithful Clinic**  
Open Periodically  
from Dec. 15 – Mar. 6

8:30 am – 5:00 pm M-Th  
8:30 am – 1:00 pm Friday.

Call for days & times.  
(307) 545-7325

#### Yellowstone Medical Providers

##### National Park Service Rangers

Professionals trained in fire, rescue, emergency medicine, law enforcement, and wilderness operations. [www.nps.gov](http://www.nps.gov)

##### Medcor

Medical staff, systems, software and services on-site and on-line across the country. [www.medcor.com](http://www.medcor.com)

##### Eastern Idaho Regional Medical Center

Air ambulance, emergency medical direction, training, and trauma/specialty care from one of America's top 100 hospitals. [www.eirmc.com](http://www.eirmc.com)

#### Stay Safe & Healthy at Yellowstone

Yellowstone is a large wilderness area with many natural hazards, including wild animals, scalding hydro-thermal features, freezing temperatures, blinding snow, thin ice, deep and running water, and high altitude. Please follow all national park regulations and common-sense precautions to stay safe and healthy while enjoying your visit to Yellowstone.

## Delaware North Companies Parks & Resorts

Yellowstone General Stores (YGS) is a division of Delaware North Companies Parks and Resorts, a leading hospitality company managing concession operations in Yosemite National Park, Grand Canyon National Park, Sequoia National Park, and numerous other unique locations in North America. Yellowstone General Stores operates 12 general merchandise stores located throughout Yellowstone National Park.

YGS makes every attempt to cater to all of your needs while in Yellowstone National Park. Many YGS stores offer a book section that carries volumes about geothermal features, geology, Old Faithful, and the park itself, as well as themed postcards, posters, and other items that let you take away more than a memory. Personal memories can be preserved at Photo Centers, which offer film processing, digital card downloads, and other photographic supplies for documenting your trip on film.

YGS' apparel departments provide numerous items bearing designs relating to the themes of the park. Guests can find articles to wear now or give later. Collectors will want to explore the wide spectrum of collectibles and novelties in our Souvenir sections.

Campers can find everything needed for the evening's cookout to a snack for the road. YGS fountains provide a variety of foods to satisfy any wilderness hunger. Fisherman will find what fly is hot this week, or a great backpack for their next outing.

Visitors can enjoy a nice respite from travels. Settle down in sitting areas and relax with a nice cup of coffee and read about Yellowstone National Park. Visitors will find our staff to be very helpful in assisting with scenic stops or the latest wildlife sightings.

New this year is Yellowstone Adventures, previously known as Canyon Nature, located in the Canyon Village. Yellowstone Adventures offers all the latest in outdoor gear and apparel. Find the top brand gear to keep comfortable in Yellowstone's constantly changing conditions.

Yellowstone General Stores is grateful for the opportunity to operate within the wonders of Yellowstone National Park, and feels an obligation to safeguard the beauty for future generations. Help us in walking the "Green Path." Ask how when you visit any of Yellowstone General Stores locations.

## Yellowstone Credit Card Benefits the Park

graphic removed for  
faster loading

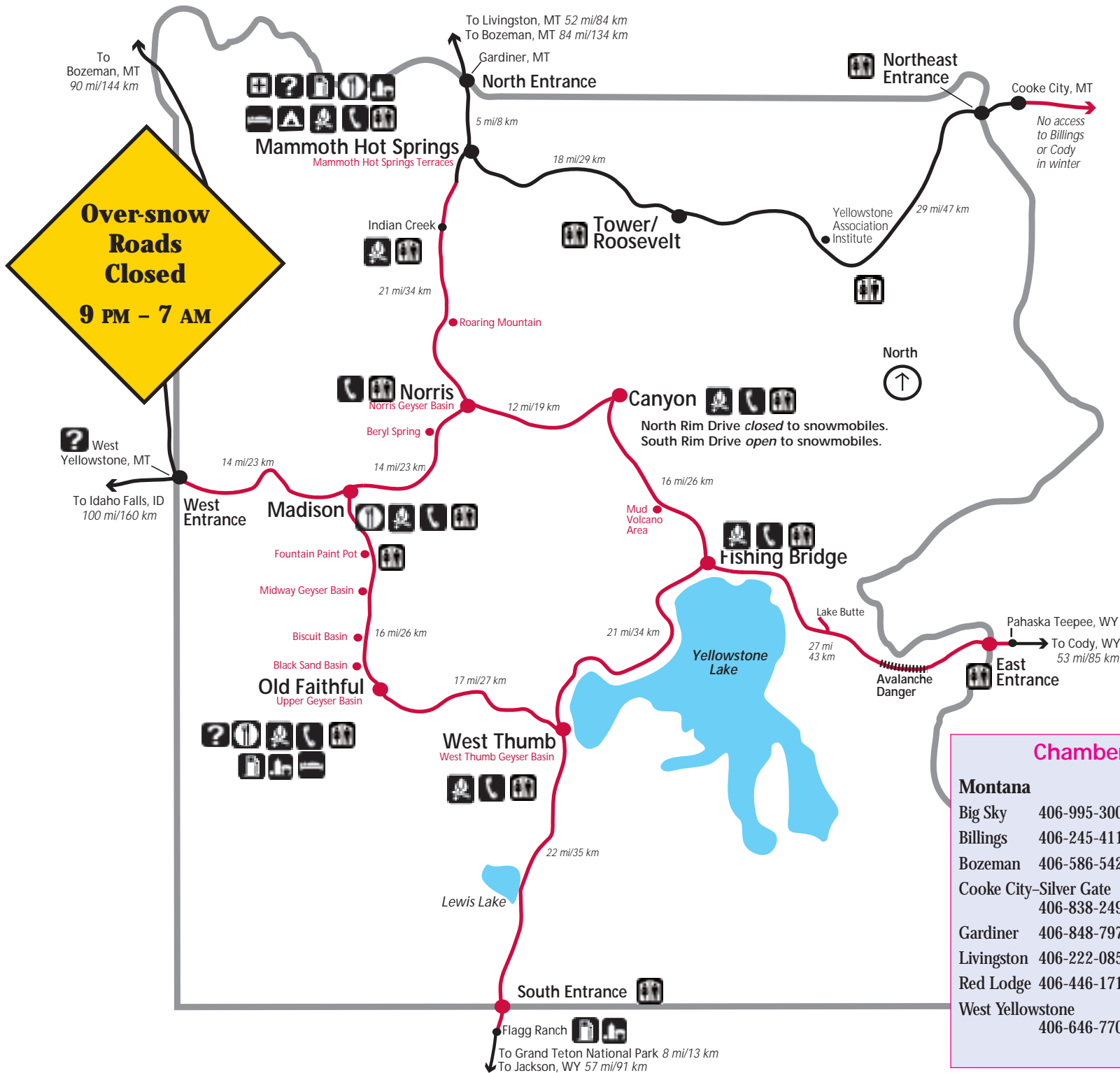
The Yellowstone Park Foundation and U.S. Bank have created the Yellowstone Visa® credit card. The card is giving individuals who love

Yellowstone the opportunity to help protect and preserve the park.

- ◆ U.S. Bank will donate a portion of every purchase made with the Yellowstone Visa card to the Yellowstone Park Foundation at *no additional cost* to the cardholder. The money raised from the credit card program will help fund projects that protect the wonders and wildlife of Yellowstone National Park.
- ◆ The Yellowstone Visa card comes with a low introductory APR, no annual fee, your choice of travel rewards or cash rewards, and many other benefits.
- ◆ To apply for the card over the phone, or to request an application, call 800-853-5576, extension 8301.
- ◆ To apply for the Yellowstone Visa online, log onto the Yellowstone Park Foundation's website at [www.ypf.org](http://www.ypf.org).

# YELLOWSTONE

Park Information: 307-344-7381 (TDD: 307-344-2386) • Emergency—Dial 911 • Road updates: 307-344-2117



## Spring Plowing Starts in March

Groomed roads will close to over-snow vehicles (snowmobile and snow-coach) for spring plowing at 9 PM as follows:

- March 6: Mammoth to Norris
- March 8: Madison to Norris to Canyon
- March 13: All other park roads close to over-snow traffic.

Roads close at 9 PM on the days listed.

Spring road opening dates are on page 9.

## Chambers of Commerce

### Montana

Big Sky 406-995-3000  
 Billings 406-245-4111  
 Bozeman 406-586-5421  
 Cooke City-Silver Gate 406-838-2495  
 Gardiner 406-848-7971  
 Livingston 406-222-0850  
 Red Lodge 406-446-1718  
 West Yellowstone 406-646-7701

### Wyoming

Cody 307-587-2297  
 Dubois 307-455-2556  
 East Yellowstone/Wapiti Valley 307-587-9595  
 Jackson 307-733-3316  
**Idaho**  
 Idaho Falls 208-523-1010  
 Eastern Idaho Visitor Info Center 800-634-3246

- Mammoth Clinic:** Open weekdays 8:30 AM–5 PM; closed Wednesday afternoons; call 307-344-7965.
- Old Faithful Clinic:** Open periodically from Dec. 15–March 13. Call the Mammoth Clinic for current days and times or to schedule an appointment.
- Visitor Centers**  
 Mammoth Hot Springs: Open year-round  
 Old Faithful: Dec. 15–March 13  
 West Contact Station, West Yellowstone Chamber of Commerce: Dec. 15–March 13
- Snowmobile Fuel**  
 Old Faithful (24-hour credit card fueling): Dec. 15–March 13  
 Mammoth Hot Springs (8 AM–5 PM): Dec. 15–Mar. 6

- Food Service**  
**Dining Rooms:**  
 Mammoth Hotel, Dec. 15–Mar. 6 (reservations recommended: 307-344-7311)  
 Old Faithful Snow Lodge, Dec. 15–Mar. 13  
**Fast Foods:** Old Faithful Snow Lodge—Geyser Grill, Dec. 15–Mar. 13  
**Snack Bars:** Madison warming hut Dec. 15–Mar. 13
- General Store:** Mammoth Hot Springs: Generally open daily; may be closed on holidays and some Sundays.
- Restrooms**

- Lodging** (reservations recommended: 307-344-7311)  
 Mammoth Hot Springs Hotel: Dec. 15–Mar. 6  
 Old Faithful Snow Lodge: Dec. 15–Mar. 13
- Campground**  
 Mammoth Hot Springs: Open year-round (primitive camping at Old Faithful; permit required)
- Warming Huts**  
 Dec. 15–March 6: Mammoth, Indian Creek  
 Dec. 15–March 13: Canyon, Fishing Bridge, Madison, Old Faithful, West Thumb
- Telephone**
- Over-snow routes**—no wheeled vehicles; closed 9 PM–7 AM



This map is courtesy of ConocoPhillips—providing petroleum products since 1917...  
 All service stations in Yellowstone offer environmentally sensitive fuels, specially formulated by ConocoPhillips to reduce hydrocarbon emissions and decrease other pollution-related problems.

# WINTER ACTIVITIES

Winter 2004/2005

What can you do in Yellowstone? Check out the listings inside this special section of *Yellowstone Today*. You'll find activities, talks, and other special events and experiences in and around Yellowstone National Park.

## Visitor Centers

### Albright Visitor Center, Mammoth

Information, bookstore, and exhibits on wildlife and history. Films on artist Thomas Moran, the national park idea, and an orientation film about Yellowstone.

Daily, year-round: 9 AM–5 PM  
Call 307-344-2263.

### West Contact Station at West Yellowstone Chamber of Commerce

Located in West Yellowstone, Montana, on the corner of Yellowstone Avenue and Canyon Street.

Information, publications. Daily, Dec. 15–March 13:  
8 AM–5 PM  
Call 406-646-4403.

### Old Faithful Visitor Center

Information, bookstore, and geyser eruption predictions. Award-winning film about hydrothermal features.

Daily, Dec. 15–March 13: 9 AM–5 PM  
Call 307-545-2750.

## Warming Huts

*Interpretive park rangers intermittently staff warming huts.*

### Canyon

Dec. 15–March 13  
24 hours daily.  
Vending machine snacks available any time.

day; vending machine snacks available any time.

### Mammoth

Dec. 15–March 6  
8 AM–5 PM  
Vending machine snacks and cold drinks available.

### Fishing Bridge

Dec. 15–March 13  
24 hours daily.  
Vending machine snacks and cold drinks available.

### Old Faithful

Dec. 15–March 13  
Daytime only.  
Vending machine snacks available.

### Indian Creek

Dec. 15–March 6  
24 hours daily.  
Not staffed.

### West Thumb

Dec. 15–March 13  
24 hours daily.

### Madison

Dec. 15–March 13  
24 hours daily.  
Light snacks and hot drinks sold during the

graphic removed for faster loading

NPS Photo/Balthis

## Self-guiding Trails

### Accessible by car:

#### Fort Yellowstone

This historic site at Mammoth Hot Springs features buildings used by U.S. Army during its time in the park (1886–1918).

#### Mammoth Hot Springs

Hot spring activity sculpts an ever-changing landscape of travertine terraces.

#### Forces of the Northern Range

Volcanoes, glaciers, and fire shape the landscape here, 8 miles (12.9 km) east of Mammoth Hot Springs.

### Accessible by over-snow vehicle:

#### Canyon Area

Two roads—North Rim Drive (open to skiers and snowshoers) and South Rim Drive (open to snowmobiles)—lead to overlooks of the colorful canyon and its famous waterfalls.

#### Fountain Paint Pot

View geysers, hot springs, fumaroles, and mudpots here. Eight miles (12.9 km) north of Old Faithful.

#### Mud Volcano Area

Trail leads to a variety of turbulent and explosive mudpots, including Mud Volcano and Dragon's Mouth. Six miles (9.6 km) north of Fishing Bridge Junction.

#### Norris Geyser Basin

This hot, dynamic geyser basin includes Steamboat, the world's tallest active geyser, and Echinus, the world's largest acidic geyser.

#### Old Faithful

View Old Faithful then walk, ski, or snowshoe the trails past hundreds of geysers and hot springs.

#### West Thumb Geyser Basin

The boiling springs in this basin, including the famous Fishing Cone, discharge their waters into chilly Yellowstone Lake.

Ranger-led activities  
& programs:

Page C

Programs for students:

Page D

Yellowstone Association Institute  
Page D

Xanterra Parks & Resorts  
activities & tours

Page B

# Tours & Other Programs

Winter 2004/2005

## Xanterra Parks & Resorts

	Sunday	Monday	Tuesday	Wednesday	Thursday	Friday	Saturday
<b>INTERPRETIVE SNOWCOACH TOURS</b>							
Full and half-day adventures in heated over-snow vehicles.							
From West Yellowstone to Old Faithful: \$48.75	12:30 PM– 3:30 PM	12:30 PM– 3:30 PM	12:30 PM– 3:30 PM	12:30 PM– 3:30 PM	12:30 PM– 3:30 PM	12:30 PM– 3:30 PM	12:30 PM– 3:30 PM
From Old Faithful to West Yellowstone: \$48.75	8–10:30 AM	8–10:30 AM	8–10:30 AM	8–10:30 AM	8–10:30 AM	8–10:30 AM	8–10:30 AM
From Mammoth to Old Faithful: \$52.50	8 AM–NOON	8 AM–NOON	8 AM–NOON	8 AM–NOON	8 AM–NOON	8 AM–NOON	8 AM–NOON
From Old Faithful to Mammoth: \$52.50	2–6 PM	2–6 PM	2–6 PM	2–6 PM	2–6 PM	2–6 PM	2–6 PM
From Old Faithful to Flagg Ranch: \$55	9–11:45 AM	9–11:45 AM	9–11:45 AM	9–11:45 AM	9–11:45 AM	9–11:45 AM	9–11:45 AM
From Flagg Ranch to Old Faithful: \$55	1–4:45 PM	1–4:45 PM	1–4:45 PM	1–4:45 PM	1–4:45 PM	1–4:45 PM	1–4:45 PM
Canyon Day Tour, from Old Faithful: \$106.50	8:30 AM– 6 PM	8:30 AM– 6 PM		8:30 AM– 6 PM		8:30 AM– 6 PM	8:30 AM– 6 PM
Canyon Day Tour, from Mammoth: \$101	8:30 AM– 5 PM		8:30 AM– 5 PM	8:30 AM– 5 PM	8:30 AM– 5 PM		
Old Faithful Day Tour, from West Yellowstone: \$94	8:30 AM–4:30 PM	8:30 AM–4:30 PM	8:30 AM–4:30 PM	8:30 AM–4:30 PM	8:30 AM–4:30 PM	8:30 AM–4:30 PM	8:30 AM–4:30 PM
Firehole River Wildlife Tour, Old Faithful only: \$25.50		1–4 PM	1–4 PM		1–4 PM	1–4 PM	
Norris Geyser Basin Tour, from Mammoth: \$49 <i>strenuous, if you choose to walk around the geyser basin</i>		12:30–5:30 PM				12:30–5:30 PM	
<b>INTERPRETIVE BUS TOURS</b>							
<b>Lamar Valley Wildlife Tour</b> , Mammoth Hotel only: \$23 Ranger-led interpretive tour to Lamar Valley via bus or van				1–4 PM			
<b>Lamar Valley Daybreak Tour</b> , Mammoth Hotel only: \$25.50 Tour to Lamar Valley via van or bus, with continental breakfast		7–10:30 AM				7–10:30 AM	7–10:30 AM
<b>SKI AND SNOWSHOE TOURS</b>							
<b>Grand Canyon Ski Tour</b> , from Old Faithful: \$110			8 AM–6 PM			8 AM–6 PM	
<b>Grand Canyon Ski Tour</b> , from Mammoth: \$110							8 AM–6 PM
<b>Afternoon Ski-Daddles</b> , Old Faithful to Fairy Falls: \$38							Noon–5 PM
<b>Afternoon Ski-Daddles</b> , Old Faithful to DeLacy Creek: \$38				Noon–5 PM			
<b>Cooke City See and Ski</b> , from Mammoth: \$64.50						8:30 AM–5:30 PM	
<b>Guided Snowshoe Tour</b> , Old Faithful: \$27 tour with snowshoe rental; \$22 without snowshoe rental	8:30–11:30 AM				8:30–11:30 AM		
<b>Guided Snowshoe Tour</b> , Mammoth: \$27 tour with snowshoe rental; \$22 without snowshoe rental	8:30–11:30 AM						
<b>EVENING PROGRAMS</b>							
<b>Interpretive slide show and talk</b> about early visitor experiences in Yellowstone Mammoth Map Room	8:30 PM	8:30 PM	8:30 PM	8:30 PM			
<b>Live Piano Music</b> in the Mammoth Map Room	5 PM	5 PM	5 PM	5 PM	5 PM	5 PM	5 PM

### SKI/SNOWSHOE DROPS

Have a snowcoach drop you off for a day of skiing Yellowstone's backcountry.  
Schedules available at the front desk of each hotel. \$13.25 (includes return)  
Mammoth Hot Springs Hotel to Indian Creek  
Old Faithful Snow Lodge to either Divide or Fairy Falls

### SKI/SNOWSHOE SHUTTLE

Arrange a bus or van shuttle from Mammoth for additional ski/snowshoe opportunities.  
Purchase tickets in advance at the front desk of the Mammoth Hot Springs Hotel.  
\$13.25 (includes return)  
Blacktail Plateau Trail • Tower Fall Trail

## Winter Getaway Packages

Yellowstone National Park Lodges is again offering Winter Getaway value packages, which make it easier to enjoy the park under its frosty cover. Mammoth packages include a 1-hour hot tub rental and unlimited ice-skating. Old Faithful packages include round-trip snowcoach transportation per person. Plus, each package includes 2 nights lodging, 2 breakfasts per person, a welcome gift, and a Snow Card (good for 10% off of meals, select gifts, in-park transportation, tours, ski shop services and snowmobile rentals. The Snow Card is valid all winter, so keep it for your next visit!) Rates listed here are valid January 1–March 13, 2005, and do not include tax.

Visit our website at [www.TravelYellowstone.com](http://www.TravelYellowstone.com) for details. To reserve, stop by one of the hotel front desks or call us at 307-344-7311.

### Frosty Fun Package

Mammoth:  
\$99 Per Person Double Occupancy  
\$167 Single Occupancy

Old Faithful:  
\$229 Per Person Double Occupancy  
\$349 Single Occupancy

**Nordic Heaven**—Includes components of Frosty Fun plus 1-day ski rental and ski drop per person.

Mammoth:  
\$119 Per Person Double Occupancy  
\$187 Single Occupancy

### Old Faithful:

\$249 Per Person Double Occupancy  
\$364 Single Occupancy

**Snowmo-Deal**—Includes components of Frosty Fun plus 1-day snowmobile rental (1 machine) and clothing package.

Mammoth:  
\$189 Per Person Double Occupancy  
\$349 Single Occupancy

Old Faithful:  
\$319 Per Person Double Occupancy  
\$529 Single Occupancy

Extra snowmobile and snowmobile clothing package:  
\$180 additional

# RANGER-LED PROGRAMS

Winter 2004/2005

## Mammoth Hot Springs

	Sunday	Monday	Tuesday	Wednesday	Thursday	Friday	Saturday
<b>Albright Visitor Center</b> Open daily, year-round; 307-344-2263	9 AM-5 PM	9 AM-5 PM	9 AM-5 PM	9 AM-5 PM	9 AM-5 PM	9 AM-5 PM	9 AM-5 PM
<b>Snowshoe Yellowstone!</b> <i>Starts December 27, ends February 28</i> Experience Yellowstone National Park's winter beauty on a guided snowshoe walk with a park ranger. Learn about the diversity of life in this season as you silently traverse the snow. <b>Free; sign-up required.</b> Call 307-344-2263 or stop by Albright (Mammoth) Visitor Center. A limited number of snowshoes will be available free of charge or they can be rented at the Bear Den Ski Shop next to the Mammoth Hotel. Come prepared with warm, layered clothing, sunglasses, and water. <b>We will caravan 5-15 miles</b> to a suitable location. Beginners welcome! Meet at Albright Visitor Center. <i>3 hours</i>		1:30 PM					
<b>Lamar Valley Wildlife Tour</b> <i>Starts December 29, ends March 2</i> Join a park ranger on this narrated bus tour of Yellowstone's northern range, important winter habitat for many species. Dress warmly. A limited number of binoculars and spotting scopes are provided. Meet at the Mammoth Hotel Lobby. <b>Reservations required in advance through Xanterra Parks and Resorts.</b> Call 307-344-7311 or stop by the Mammoth Hotel (\$23, children less). <i>3-3½ hours</i>				1 PM			
<b>Terrace Geology Talk</b> <i>Starts December 26, ends March 1</i> The hot springs features of Yellowstone are even more dramatic during the winter. Learn about how these amazing travertine formations are created and see some up close. Meet at the Liberty Cap formation at the Mammoth Hot Springs Terraces. <b>Free program.</b> <i>½ hour</i> ♿	4 PM		4 PM				
<b>Evening Program</b> <i>Starts December 23, ends March 5</i> Join a park ranger for an illustrated program that highlights a fascinating aspect of Yellowstone's natural, cultural, or scenic wonders. Program descriptions will be posted in the Mammoth Hotel and Albright Visitor Center. Meet in the Mammoth Hotel Map Room. <b>Free program.</b> <i>1 hour</i> ♿					8:30 PM	8:30 PM	8:30 PM

## Old Faithful

	Sunday	Monday	Tuesday	Wednesday	Thursday	Friday	Saturday
<b>Visitor Center</b> Open daily, December 15-March 13; 307-545-2750	9 AM-5 PM	9 AM-5 PM	9 AM-5 PM	9 AM-5 PM	9 AM-5 PM	9 AM-5 PM	9 AM-5 PM
<b>Geysers Galore!</b> <i>Starts December 26, ends March 13</i> Discover why Yellowstone has so many geysers. Look into Yellowstone's restless geologic past (and present!) for a talk that includes volcanoes and earthquakes. Meet in the Old Faithful Visitor Center Auditorium. <b>Free program.</b> <i>20 minutes</i> ♿	12:30 PM	12:30 PM	12:30 PM	12:30 PM	12:30 PM	12:30 PM	12:30 PM
<b>Evening Program</b> <i>Starts December 26, ends March 12</i> Join a park ranger for an illustrated program highlighting a fascinating aspect of Yellowstone's natural, cultural, or scenic wonders. Weekly program descriptions will be posted in the Old Faithful Visitor Center and the Old Faithful Snow Lodge. Meet in the Old Faithful Visitor Center auditorium. <b>Free program.</b> <i>45 minutes</i> ♿	7:30 PM				7:30 PM	7:30 PM	7:30 PM

## West Yellowstone

	Sunday	Monday	Tuesday	Wednesday	Thursday	Friday	Saturday
<b>West Contact Station, West Yellowstone Chamber of Commerce,</b> Open daily, December 15-March 13; 406-646-4403. Located at the corner of Yellowstone Avenue and Canyon Street.	8 AM-5 PM	8 AM-5 PM	8 AM-5 PM	8 AM-5 PM	8 AM-5 PM	8 AM-5 PM	8 AM-5 PM
<b>Snowshoe Walk</b> <i>Starts December 26, ends March 13</i> Discover Yellowstone's fascinating winter ecology with a park ranger. Enjoy a 2-mile snowshoe walk into Yellowstone National Park along the Riverside Trail. Meet at the West Contact Station. <b>Bring snowshoes—no experience necessary.</b> Also bring water and a snack. For information, please call 406-646-4403. <b>Free program.</b> <i>3 hours</i>				1:30 PM			1:30 PM
<b>Evening Program</b> <i>Starts December 26, ends March 13</i> Join a park ranger for an illustrated program highlighting a fascinating aspect of Yellowstone's natural, cultural, or scenic wonders. Weekly program descriptions will be posted in the West Yellowstone Chamber of Commerce, which is also the meeting place. <b>Free program.</b> <i>45 minutes</i> ♿				7:30 PM			7:30 PM

♿ = Accessible



To arrange for sign language interpretation at ranger-led programs, call 307-344-2251 three weeks in advance.

# Other Educational Opportunities

Winter 2004/2005

## With the National Park Service

### WINDOWS INTO WONDERLAND

**Attention all middle school students!  
Now loading the cyber-bus to adventure!**

Attention middle school students! Climb aboard our electronic bus and look through its *Windows Into Wonderland!* Your passport to adventure is [www.windowsintowonderland.org](http://www.windowsintowonderland.org).

Beginning February 9, 2005, join us on an investigation of the park's past and present volcanic history in "On the Scene of the Yellowstone Hotspot." This eTrip is funded by the National Science Foundation through a generous grant to the Yellowstone Park Foundation.

Stay tuned to Windows Into Wonderland for the March 9, 2005 premiere of "Yellowstone Wolves: Legacy, Legend, and Recovery." Discover the ecological changes that have taken place in the park since the wolves returned ten years ago. This eTrip is part of *Eyes on Yellowstone* is made possible by Canon.\*

Although geared for children your age, *Windows Into Wonderland* is exciting for everyone! Journey through earlier eTrips and explore Yellowstone's history, fire ecology, wolves, bears, art, trumpeter swans, geology, predators, and microscopic life forms.

Tell your teachers about the online pre-trip and post-trip lesson plans for each eTrip. **Registration is free to all**, so be sure to help us spread the word.

\**Eyes on Yellowstone* is made possible by Canon represents the largest corporate donation for wildlife conservation in Yellowstone National Park.

[www.windowsintowonderland.org](http://www.windowsintowonderland.org)

graphic removed for faster loading

## Bring Your Class to Yellowstone & Let Us Do the Teaching!

Teachers, how would you like to spend 4 or 5 days and nights in Yellowstone with your 4th–8th grade students? We invite you, your students, and parent chaperones to participate in *Expedition: Yellowstone!*—our long-standing, curriculum-based residential program. Through field investigations, hikes, creative dramatics, journal writing, and group discussions, students learn about the natural and cultural history of the park and the current issues affecting the Greater Yellowstone Ecosystem.

The park charges a nominal fee to cover faculty salaries and instructional supplies. Financial aid is available for qualifying students through the Yellowstone Park Foundation's *Expedition: Yellowstone!* scholarship fund. For more information, please write: *Expedition: Yellowstone!* Coordinator, PO Box 168, Yellowstone National Park, WY 82190. The coordinator will work with you to tailor an itinerary for your students that best meets their educational needs.



### Become a Junior Ranger

Children, invite your family to join you on an unforgettable adventure—Yellowstone National Park's official Winter Junior Ranger Program. Hike, ski, or snowshoe a trail, attend a ranger-led program, and complete fun-filled activities designed for students 5–12 years old.

Simply purchase your copy of *Yellowstone's Nature*, the 8-page Junior Ranger activity paper, for \$3 at the Albright Visitor Center in Mammoth, the Old Faithful Visitor Center, or the West Contact Station at the West Yellowstone Chamber of Commerce.

Once you have completed the program requirements, stop back into one of these locations so a ranger can review your work and award you a patch like the one shown here.

Participate in this winter program and join more than 17,000 children who became Junior Rangers last year.

## Explore the Park with the The Yellowstone Association Institute

For more than 25 years, the Yellowstone Association Institute has provided park visitors with in-depth learning experiences that are both educational and fun. To enhance your Yellowstone visit, the Institute is offering four types of educational programs this winter:

**Lodging and Learning** is an award-winning series of hotel-based learning vacations with just the right mix of education and recreation. Offered in cooperation with Xanterra Parks and Resorts, this winter's programs are:

**Winter Wolf Discovery:** Two or three days learning about Yellowstone's charismatic wolves with an Institute wildlife biologist.

**Winter Wildlife Expedition:** Two days learning about the abundant and varied wildlife of Yellowstone's northern range.

**Wonderland:** Five days exploring Yellowstone's winter environment including skiing, snowshoeing, and interpretive snow-coach trips to Old Faithful and Canyon.

**Yellowstone on Skis:** Five days of interpretive ski tours exploring the geyser basins, the wildlife-rich northern range, and Yellowstone's Grand Canyon.

**Old Faithful Winter Adventure:** Four days discovering the Old Faithful area with naturalist-guided walks, ski trips, and snowcoach tours.

**Field seminars** are intensive educational programs that immerse participants in a single subject. Most winter field seminars are based at the historic Lamar Valley Buffalo Ranch where on-site classrooms and accommodations allow participants to live and learn in the midst of stunning winter scenery and abundant wildlife.

#### December Field Seminars

True to Life: The Art & Science of Drawing Animals (Dec. 10–12)

One with Winter: The Ecology of Winter Survival (Dec. 17–19)

#### January Field Seminars

Silence & Solitude: Winter Photography in Yellowstone (Jan. 3–5)

Level I Avalanche Safety (Jan. 6–9)

Legendary Yellowstone Wolves (Jan. 12–14)

Wilderness First Aid (Jan. 15–16)

Yellowstone's Wolves (Jan. 17–19)

Basic Snow Tracking (Jan. 19–21)

Winter on a Sliver (Jan. 21–23)

Ripple Effect: The Ecology of Wolf Restoration (Jan. 24–27)

Winter Tales & Trails (Jan. 28–30)

#### February Field Seminars

Coyote & Raven: Fact & Folklore (Feb. 1–3)

Winter Nature Journaling in Wonderland (Feb. 4–6)

Complete Wildlife Photography: Art, Ecology & Stewardship (Feb. 7–9)

Red Fox: Yellowstone's Secretive Little Dog (Feb. 11–13)

Cougars: Ghosts of the Rockies (Feb. 16–17)

Wolf Watching in Yellowstone (Feb. 20–23)

Snow Tracking: A Window on Winter Wildlife Ecology (Feb. 24–27)

The Birds of Winter (Feb. 26–27)

#### March Field Seminars

Wolf Conservation & Management (Mar. 4–6)

Beyond Delisting: The Future of Wolf Conservation (Mar. 11–13)

The Y2Y Initiative: Yellowstone the Island? (Mar. 14–16)

Fang & Flesh: Hunter & Hunted in Yellowstone (Mar. 18–21)

Winter Tales & Trails (Mar. 21–23)

Lesser Known Carnivores (Mar. 24–26).

**Personal Wildlife Ed-Ventures** are tailored natural history tours for families and other small groups. Join an Institute naturalist to discover the diverse and abundant wildlife of Yellowstone's northern range. An experienced Institute instructor will meet you at a predetermined location for a private introduction to park wildlife and ecology. The program cost includes all instruction, in-park transportation, and use of professional spotting scopes. Participants provide their own meals, personal clothing, and other equipment. Programs run from Dec. 15 to March 7, are approximately 8 hours in length, and cost \$350 for up to 10 people.

**Group Programs** are educational programs designed to meet the particular needs of your group. Experienced Institute instructors work with nonprofit organizations, university programs, alumni organizations, families, and similar groups to design educational programs.

The Institute is sponsored by the Yellowstone Association, a nonprofit organization operated in partnership with the National Park Service to foster the public's understanding, appreciation, and enjoyment of Yellowstone National Park. To obtain information or register for a course, contact the Institute registrar at [registrar@YellowstoneAssociation.org](mailto:registrar@YellowstoneAssociation.org) or 307-344-2294. Complete program information is online at [www.YellowstoneAssociation.org](http://www.YellowstoneAssociation.org).