











# Corrugated Fiberboard, Double Wall Box Specification 48 x 24 x 24 Inches

Press  to see Check List only.

Description	Stores Catalog Number	Packaging Filling Instructions	Plant
Box, Shipping, Regular Slotted Carton (RSC), Corrugated Fiberboard, Double Wall, <b>UN 4G /Y 125/S</b> , Size: <b>48 x 24 x 24</b> inches	<a href="#">02-114-5891</a>	<a href="#">LMTPM-CHK-41</a>	ORNL

**Mfg. Details Per: LMER Packaging Specifications**  
**No. 620-4GO-0002**  
**Issue Date: December 1, 1993**  
**Revised Date: June 15, 1999**

	<a href="#">VIEW/PRINT SPECIFICATIONS</a>
	<a href="#">1.0 GENERAL DESCRIPTION</a>
	<a href="#">2.0 MATERIAL DETAILS</a>
	<a href="#">3.0 CONTAINER PERFORMANCE CRITERIA</a>
	<a href="#">4.0 QUALITY ASSURANCE</a>
	<a href="#">5.0 MARKING</a>
	<a href="#">6.0 INTENDED USE</a>
	<a href="#">7.0 SUGGESTED MANUFACTURERS</a>
	<a href="#">8.0 AUTHORIZED CHANGES</a>
	<a href="#">9.0 DISTRIBUTION OF "UN" PERFORMANCE TEST REPORTS (per ¶ 3.1)</a>

# Lockheed Martin Energy Research (LMER) Corporation

## Packaging Specifications

### Double-Wall Corrugated Boxes

Specification No. 620-4G0-0002

Issued: December 1, 1993

Revised: June 15, 1999

Page 1 of 5

## 1.0 GENERAL DESCRIPTION

Box, Shipping, Regular Slotted Carton (RSC), Fiberboard, Double-Wall 42/26/42/26/42 lbs /MSF (thousand square feet) Basis Weight construction, B/C flute, 350 pound test board, for dry solid product/material.

### 1.1 United Nations Designation – UN 4G /Y \*\*/ S \* [per 49 CFR, ¶178.503]

- 4G** = Fiberboard box.
- Y** = Suitable for Packing Group II and III materials.
- \*\*** = Maximum allowable gross weight in kilograms for which the Box was tested.
- S** = Designation indicates packaging is for solid materials [*or combination packaging*].
- \*** = The last 2 digits of the calendar year in which the container was manufactured.

Specific UN Markings are specified in the Catalog Description for the referenced catalog number for each specific box, which are the LMER “minimum” requirements.

### 1.2 Size:

Inside Dimensions: Length x Width x Height

[as specified in the Catalog Description for the referenced catalog number]

## 2.0 MATERIAL DETAILS

Box construction must comply with Title 49, Code of Federal Regulations (49 CFR), ¶178.516 (latest edition) for Fiberboard boxes, and the following minimum requirements. Manufacturer shall document appropriate quality control on incoming raw material. No significant changes to the manufacturing process or raw material is allowed without prior approval of the Company.

### 2.1 Double-Wall Box:

Corrugated construction, RSC style, 350 pound test board.

### 2.2 Linerboard:

3-facings, 42/42/42 lbs./ MSF Basis weight (126 lbs. minimum).

### 2.3 Corrugating Medium:

2-interleaved, 26/26 lbs./ MSF Basis weight, B/C Flute.

### 2.4 Manufacturer's Joint:

Glued overlap tab joint [metal stitched acceptable].

### 2.5 Water Resistance:

The outer surface must have a water absorption rate not greater than 155 g/m<sup>2</sup> when tested over a 30 minute period by the Cobb method per UN requirements [49 CFR, ¶178.516(b)(1)]. Each shipment must be accompanied by a written acknowledgement from the manufacturer or linerboard supplier stating the exterior board meets these requirements.

## DOUBLE-WALL CORRUGATED BOXES

Specification No. 620-4GO-0002

Issued: December 1, 1993

Revised: June 15, 1999

Page 2 of 5

### 2.6 Closure:

**Manufacturer/supplier** must furnish LMER, in writing, closure requirements, as performed for the UN design test; per 49 CFR, ¶178.2(c)(1).

*[NOTE: Packages prepared for hazardous materials shipment must be sealed by the same method to be in compliance with the UN markings/certification.]*

### 2.7 Interior finish:

None; natural fiber interior.

### 2.8 Exterior finish:

Natural kraft exterior linerboard.

### 2.9 Printing:

Box Size; CATN—(dash) plus last four (4) numbers of catalog number, on bottom panel.

Specific box closure instructions on inside top flap [use of hot melt, glue, tape – size/type, etc.].

The required markings for the UN certification as specified in the Catalog Description/Purchase Order, and as set forth in 1.1 of this specification.

### 2.10 Cleanliness:

Finished boxes shall be free of ragged edges, loose and/or protruding stitching, dirt, oil stains, or printing smears, and box must be dry.

### 2.11 Freight Classification:

In addition to the requirements contained in 49 CFR, double-wall boxes must conform to the applicable requirements of Rule 41, of the Uniform Freight Classification (UFC), and Rule 222 of the National Motor Freight Classification (NMFC) and marked with the "Puncture Test" (Mullen) Certificate.

## 3.0 CONTAINER PERFORMANCE CRITERIA

The manufacturer shall successfully test and certify that containers meet or exceed the requirements of 49 CFR, ¶178.600 - 178.608, for Packing Group II. The container herewith specified is to be qualified as **single packagings**, as authorized under 49 CFR, ¶173.212(c).

### 3.1 Performance Test Documentation:

Upon request, the manufacturer must be capable of providing copies of the performance test documentation for purchased packagings, as required by 49 CFR, ¶178.601(1) for the UN certification marked packaging. Periodic audit copies will be requested randomly on purchased UN packagings. Ref: ¶9.0.

### 3.2 Performance Tests:

The specified boxes require the **US Department of Transportation** UN performance criteria for design qualification testing, periodic retesting, and production tests established in 49 CFR, ¶178.600 - 178.608:

*NOTE TO SELLER: The UN test/marking Certifications must be made by the box manufacturer or a Department of Transportation approved third party tester.*

## DOUBLE-WALL CORRUGATED BOXES

Specification No. 620-4GO-0002

Issued: December 1, 1993

Revised: June 15, 1999

Page 3 of 5

### 4.0 QUALITY ASSURANCE

The Seller shall assure, and be responsible, that the quality of boxes furnished under this document are of good quality, as pursuant to industry standard manufacturing practices for corrugated boxes, including the materials and/or components used in the manufacturing of the stated boxes.

The Seller shall meet the requirements stipulated in this document, and the specific requirements of the Catalog Description for the specific box as specified in the Purchase Order.

#### 4.1 Manufacturer's Certification:

By the act of placing the UN performance criteria markings on each box purchased, the manufacturer acknowledges he has certified, and accepted responsibility, that the stated box design meets or exceeds the U.S. Department of Transportation's UN performance requirements as stipulated in ¶3.2 of this document in accordance with the markings prescribed in 49 CFR, ¶178.503.

In addition, this certification marking acknowledges that the box manufacturer has complied with the specific standards for fiberboard boxes specifically listed in 49 CFR, ¶178.516, including the Cobb Water Absorption Test specifically referenced under 49 CFR, ¶178.516(b)(1).

#### 4.2 Receiver Inspections:

The following inspections will be performed on incoming boxes by receiver to determine the boxes meet quality standards and the requirements of this document. However, the receiver is not limited to the following inspections to determine quality and specification conformance. Conformance will be indicated by a Y or N in the yes/no column, and negative responses documented on the Nonconformance Report (NCR), *UCN 11457*, (items 3-21b), attached to the checklist, and submitted to Lockheed Martin Transportation and Packaging Management (LMTPM) for necessary action.

*NOTE: Checklist for this specification on following page.*

## DOUBLE-WALL CORRUGATED BOXES

Specification No. 620-4GO-0002

Issued: December 1, 1993

Revised: June 15, 1999

Page 4 of 5

*This checklist is to be reproduced for QC Inspections.*

### Receiver Inspection Quality Control (QC) Checklist for Incoming Corrugated Boxes

	QC Conformance >>	Y/N	<< "No's" to be documented on form UCN-11457 with checklist
1	Dimensions		Stated inside dimensions (from score) are for specified box size.
2	Fiberboard Surface		Clean, no significant scuffing, or breaks/cuts in board; corrugation does not protrude past linerboard surface.
3	Scoring/score lines		Uniform, and sufficient depth to allow clean fold; without distortion.
			No surface breaks in the score lines, when flaps folded.
4	Corrugating Medium		Medium not crushed within the assembled box.
5	Box Flaps		When folded along score lines, inside flaps meet, and are square - spacing between exterior flaps no greater than 1/4".
6	Manufacturer's joint		Glue tab joints securely glued, in alignment with box sidewalls, and no loose edges. No breaking of linerboard at tab joint fold.
7	Box Alignment		Assembled box and top are square at corners/edges.
8	Markings		Boxes marked (as a minimum) with LMER specified UN markings, per Catalog Description.
			Boxes legibly marked (printed) in accordance with required UN markings, and with boxmaker's certificate for the specified box strength, and Rule 41/222 markings.
9	Printing		Printing on the box is of the specified size, is sharp, contains no smears, and is located according to specifications.
			Closure instructions per ¶2.6.
			Length x Width x Height; CATN--last four (4) digits of catalog number on bottom per ¶2.9.
10	Water Resistance		Documentation furnished with shipment per ¶2.5.

Catalog Number \_\_\_\_\_

P.O. Number \_\_\_\_\_

Total Units Received \_\_\_\_\_

Inspection Method: Per LMTPM QC Inspection Plan

Sample Size \_\_\_\_\_ [Based on ANSI/ASQC Z1.4-1993]

NCR No. \_\_\_\_\_

Inspector/Date \_\_\_\_\_

Additional comments provided on back: \_\_\_ check if yes.

The above QC check list shall be accomplished for each order based on random samples of incoming boxes, by QC personnel to determine manufacturer's conformance to these specified Packaging Specifications.

Shipments of corrugated boxes not meeting specified requirements will be returned to the seller for credit.

QC inspections resulting in non-compliance with the Packaging Specification will be cause for rejection of the entire shipment.

# DOUBLE-WALL CORRUGATED BOXES

Specification No. 620-4GO-0002

Issued: December 1, 1993

Revised: June 15, 1999

Page 5 of 5

## 5.0 MARKING

As a minimum, each Double-wall box shall be marked in accordance with 49 CFR, ¶178.2, 178.3 and 178.503 on the exterior surface of the box. Markings shall have a minimum letter height of ½ inch.

The UN markings shall be in the upper left-hand corner, on two opposing longest sides.

Length x Width x Height, **CATN**—(dash) plus last four (4) digits of catalog number, and closing instructions on bottom panel per ¶2.9 of this specification.

## 6.0 INTENDED USE

Containers are intended as single packagings for Packing Group II and III hazardous materials in **solid** form, per 49 CFR, ¶178.212(c). Maximum capacity of the container shall not exceed the tested gross weight, as marked on the Box sidewall.

## 7.0 SUGGESTED MANUFACTURERS

The following list of suggested manufacturers have demonstrated ability to comply with the requirements set forth in this document. However this list does not guarantee current or continued availability as a suggested manufacturer source:

- Greif Brothers, Charlotte, North Carolina
- Industrial Paper & Packaging Corp., Knoxville, Tennessee.
- Viking Packing Specialist, Tulsa, Oklahoma

The Seller must advise the Company prior to any change in the current source (manufacturer) of packaging materials described in this Packaging Specification.

Any Manufacturer that satisfactorily demonstrates to the Company the capability to furnish packaging in compliance with this Packaging Specification, may be added to the above listing.

## 8.0 AUTHORIZED CHANGES

Changes/revisions in the requirements specified in this document will only be authorized by LMTPM, as coordinated with Oak Ridge facilities packaging operations.

## 9.0 DISTRIBUTION OF UN PERFORMANCE TEST REPORTS (per ¶3.1)

Upon specific request, UN performance test documentation for specified order/shipment will be submitted directly to:

**Lockheed Martin Transportation & Packaging Management (LMTPM)**  
**Packaging Operations Manager**  
**ORNL, Bldg. 6026G, MS 6413; P.O. Box 2008**  
**1 Bethel Valley Road, Oak Ridge, Tennessee 37831**