


**Bering Sea Aleutian Islands Prohibited Species Report**  
(excludes CDQ fisheries except as noted)

**Through:** 31-DEC-04

**National Marine Fisheries Service**  
**Alaska Region, Sustainable Fisheries**  
**Catch Accounting**



**Chinook Salmon**

**Trawl Gear**

| Sea-<br>sons  | Account           | Units | Total Catch   | Limit         | Remaining      | % Taken     | Last Wk<br>Catch |
|---------------|-------------------|-------|---------------|---------------|----------------|-------------|------------------|
|               | Pollock (Pelagic) | Count | 51,059        | 26,825        | -24,234        | 190%        | 0                |
| <b>Total:</b> |                   |       | <b>51,059</b> | <b>26,825</b> | <b>-24,234</b> | <b>190%</b> | <b>0</b>         |

**Halibut Mortality**

**Non-Trawl Gear**

| Sea-<br>sons  | Account                         | Units | Total Catch | Limit      | Remaining  | % Taken    | Last Wk<br>Catch |
|---------------|---------------------------------|-------|-------------|------------|------------|------------|------------------|
| X             | Pacific Cod (Hook-and-Line)     | MT    | 436         | 775        | 339        | 56%        | 0                |
|               | Non-Pacific Cod (Hook-and-Line) | MT    | 22          | 58         | 36         | 38%        | 0                |
| <b>Total:</b> |                                 |       | <b>458</b>  | <b>833</b> | <b>375</b> | <b>55%</b> | <b>0</b>         |

**Trawl Gear**

| Sea-<br>sons  | Account  | Units | Total Catch  | Limit        | Remaining  | % Taken    | Last Wk<br>Catch |
|---------------|--|-------|--------------|--------------|------------|------------|------------------|
|               | Pacific Cod                                      | MT    | 1,516        | 1,434        | -82        | 106%       | 0                |
|               | Rockfish   | MT    | 57           | 69           | 12         | 82%        | 0                |
| X             | Rock Sole, Flathead Sole, Other Flatfish (Trawl) | MT    | 823          | 779          | -44        | 106%       | 0                |
|               | Pollock, Atka Mackerel, Other Species            | MT    | 147          | 232          | 85         | 63%        | 0                |
| X             | Yellowfin Sole (Trawl)                           | MT    | 569          | 886          | 317        | 64%        | 0                |
|               | Turbot/Sablefish/Arrowtooth Flounder             | MT    | 85           | 0            | -85        | 0%         | 0                |
| <b>Total:</b> |  |       | <b>3,197</b> | <b>3,400</b> | <b>203</b> | <b>94%</b> | <b>0</b>         |

**Herring (includes CDQ fisheries)**


**Trawl Gear**

| Sea-<br>sons  | Account                                  | Units | Total Catch  | Limit        | Remaining  | % Taken    | Last Wk<br>Catch |
|---------------|--|-------|--------------|--------------|------------|------------|------------------|
|               | Pacific Cod                              | MT    | 8            | 25           | 17         | 33%        | 0                |
|               | Rockfish                                 | MT    | 0            | 9            | 9          | 0%         | 0                |
|               | Rock Sole, Flathead Sole, Other Flatfish | MT    | 7            | 25           | 18         | 29%        | 0                |
|               | Pollock, Atka Mackerel, Other Species    | MT    | 33           | 179          | 146        | 19%        | 0                |
|               | Pollock Pelagic                          | MT    | 964          | 1,456        | 492        | 66%        | 0                |
|               | Yellowfin Sole                           | MT    | 80           | 171          | 91         | 47%        | 0                |
|               | Greenland Turbot, Arrowtooth, Sablefish  | MT    | 1            | 11           | 10         | 8%         | 0                |
| <b>Total:</b> |  |       | <b>1,093</b> | <b>1,876</b> | <b>783</b> | <b>58%</b> | <b>0</b>         |

**Bering Sea Aleutian Islands Prohibited Species Report  
(excludes CDQ fisheries except as noted)**

**Through: 31-DEC-04**

**National Marine Fisheries Service  
Alaska Region, Sustainable Fisheries  
Catch Accounting**



**Opilio (Tanner) Crab - COBLZ**

**Trawl Gear**

| Sea-<br>sons  | Account                                  | Units | Total Catch      | Limit            | Remaining        | % Taken    | Last Wk<br>Catch |
|---------------|--|-------|------------------|------------------|------------------|------------|------------------|
|               | Pacific Cod                              | Count | 50,261           | 124,736          | 74,475           | 40%        | 0                |
|               | Rockfish                                 | Count | 0                | 40,237           | 40,237           | 0%         | 0                |
|               | Rock Sole, Flathead Sole, Other Flatfish | Count | 102,061          | 969,130          | 867,069          | 11%        | 0                |
|               | Pollock, Atka Mackerel, Other Species    | Count | 9,538            | 72,428           | 62,890           | 13%        | 0                |
|               | Yellowfin Sole                           | Count | 1,531,457        | 2,776,981        | 1,245,524        | 55%        | 0                |
|               | Greenland Turbot, Arrowtooth, Sablefish  | Count | 0                | 40,238           | 40,238           | 0%         | 0                |
| <b>Total:</b> |  |       | <b>1,693,316</b> | <b>4,023,750</b> | <b>2,330,434</b> | <b>42%</b> | <b>0</b>         |

**Bairdi Crab, Zone 1**

**Trawl Gear**

| Sea-<br>sons  | Account                                  | Units | Total Catch    | Limit          | Remaining      | % Taken    | Last Wk<br>Catch |
|---------------|--|-------|----------------|----------------|----------------|------------|------------------|
|               | Pacific Cod                              | Count | 61,510         | 183,112        | 121,602        | 34%        | 0                |
|               | Rock Sole, Flathead Sole, Other Flatfish | Count | 128,154        | 365,320        | 237,166        | 35%        | 0                |
|               | Pollock, Atka Mackerel, Other Species    | Count | 696            | 17,224         | 16,528         | 4%         | 0                |
|               | Yellowfin Sole                           | Count | 19,011         | 340,844        | 321,833        | 6%         | 0                |
| <b>Total:</b> |  |       | <b>209,372</b> | <b>906,500</b> | <b>697,128</b> | <b>23%</b> | <b>0</b>         |

**Bairdi Crab, Zone 2**


**Trawl Gear**

| Sea-<br>sons  | Account                                  | Units | Total Catch    | Limit            | Remaining        | % Taken    | Last Wk<br>Catch |
|---------------|--|-------|----------------|------------------|------------------|------------|------------------|
|               | Pacific Cod                              | Count | 135,350        | 324,176          | 188,826          | 42%        | 0                |
|               | Rockfish                                 | Count | 194            | 10,988           | 10,794           | 2%         | 0                |
|               | Rock Sole, Flathead Sole, Other Flatfish | Count | 126,168        | 596,154          | 469,986          | 21%        | 0                |
|               | Pollock, Atka Mackerel, Other Species    | Count | 3,214          | 27,473           | 24,259           | 12%        | 0                |
|               | Yellowfin Sole                           | Count | 119,248        | 1,788,459        | 1,669,211        | 7%         | 0                |
| <b>Total:</b> |  |       | <b>384,174</b> | <b>2,747,250</b> | <b>2,363,076</b> | <b>14%</b> | <b>0</b>         |

**Bering Sea Aleutian Islands Prohibited Species Report**  
(excludes CDQ fisheries except as noted)

**Through:** 31-DEC-04

**National Marine Fisheries Service**  
**Alaska Region, Sustainable Fisheries**  
**Catch Accounting**



**Red King Crab, Zone 1**

**Trawl Gear**

| <b>Sea-<br/>sons</b> | <b>Account</b>                           | <b>Units</b> | <b>Total Catch</b> | <b>Limit</b>   | <b>Remaining</b> | <b>% Taken</b> | <b>Last Wk<br/>Catch</b> |
|----------------------|--|--------------|--------------------|----------------|------------------|----------------|--------------------------|
|                      | Pacific Cod                              | Count        | 666                | 26,563         | 25,897           | 3%             | 0                        |
|                      | Rock Sole, Flathead Sole, Other Flatfish | Count        | 31,910             | 121,413        | 89,503           | 26%            | 0                        |
|                      | Pollock, Atka Mackerel, Other Species    | Count        | 26                 | 406            | 380              | 6%             | 0                        |
|                      | Yellowfin Sole                           | Count        | 36,587             | 33,843         | -2,744           | 108%           | 0                        |
| <b>Total:</b>        |  |              | <b>69,189</b>      | <b>182,225</b> | <b>113,036</b>   | <b>38%</b>     | <b>0</b>                 |