



GLOBEFISH

EUROPEAN PRICE REPORT

Issue 08/07
August 2007

The **European Fish Price Report**, based on information supplied by industry correspondents, aims to provide guidance on broad price trends. Price information is indicative and FAO is not responsible for any errors or omissions. Prices are used to show medium to long-term trends.

INDEX FOR PRICES

Groundfish	5
Flatfish	6
Tuna	6
Cephalopods	6
Crustaceans	7
Bivalves	8
Salmon	8
Trout	9
Freshwater fish	9
Non Traditional Species	9
Seabass	9
Seabream	10



LATEST TRENDS

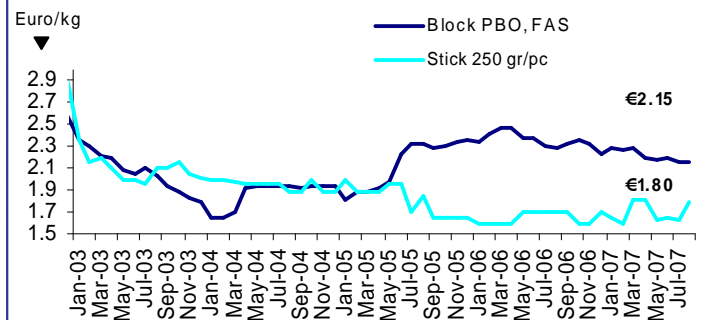
European import price trends as reported by correspondents are broadly stable to increasing over the July August period. Upward price pressures on frozen tuna raw material for European canneries continue due to poor catch levels in recent months. Frozen groundfish fillet prices appear largely steady although an increase in Atlantic cod prices is reported. Increases are also reported for farmed salmon and turbot. Prices appear stable in the frozen warmwater shrimp segment while seasonal supply increases have resulted in weaker prices for several grades of farmed seabass and seabream.

GROUNDFISH

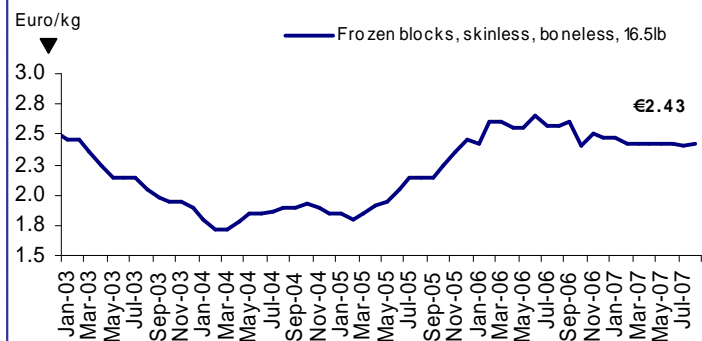
Frozen groundfish fillet prices appear stable to increasing compared to last month. A slightly upward dollar price trend is reported for Alaska pollock fillets (skinless, boneless) of both Russian and US origin. Delivered prices to Europe (fca or ddp) are quoted at between US\$2.80 and 3.00/kg for Russian product while indications for fillets of US origin are in the US\$2.87 to 3.00/kg range. Hake fillet prices are broadly stable

Alaska pollack* and Surimi**

*In Europe, origin: USA/Russian Federation; **In France

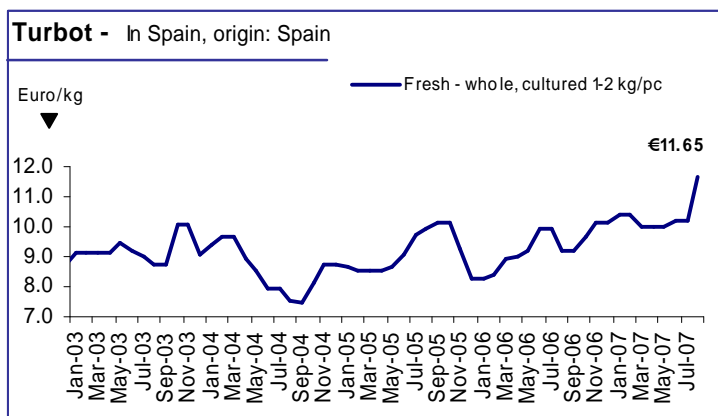


Saithe - In Germany, origin: Norway



compared to last month although dollar prices for selected fillets of Namibian and US origin are reported slightly lower. Recent press reports point to a likely reduction in European cod landings over the coming months. A weaker supply context is reflected in a 6% increase this month for skinless, boneless cod fillets from Norway or Poland to €6.25/kg (ddp Germany). The twelve month increase for the same product is over 20%. In the h&g segment, increases of between 2 and 8% are reported for Chilean and several grades of Cape hake in the Spanish market.

FLATFISH



Following several weeks of a stable to declining price trend, farmed turbot prices in Spain are back on an upward trend this month. The strongest increases (>10-20%) are reported for the medium grades with average delivered prices from producers at €14.15/kg for the 2-3 kg size. The latest increases are due to both a tighter supply situation and stronger demand following the end of the wild turbot season. With the current tourist season in full swing, the

positive price trend is expected to continue over the coming weeks. On an annual basis, current prices are over 20% higher for the medium to large sizes (>1kg).

In frozen flatfish markets, the upward trend in Dutch frozen plaice prices has continued into August with fob prices for the number four grade up 2% on last month to €2.25/kg. Fob indications for sole, on the other hand, are lower this month.

TUNA

The EU market for tuna raw material continued to strengthen during August. The yellowfin catch in the Eastern Tropical Pacific was poor, whilst skipjack catches continued to be average. On 1st August a 6 weeks' ban on all purse seine fishing operations in the Eastern Tropical Pacific was implemented. The price of single cleaned skipjack loins from Ecuadorian processors to European buyers reached US\$4500/mt DDP Italy. In the Indian

Ocean, skipjack catches remained poor whilst yellowfin landings recovered to average levels. However, due to the prolonged supply shortage, the recovery of yellowfin landings was not enough to meet demand by EU canneries. Prices of whole yellowfin from the Republic of Korea were still high at €1800/mt DDP Spain. A reported price of yellowfin loins from Fiji was €3500/mt CFR Belgium.

PELAGICS

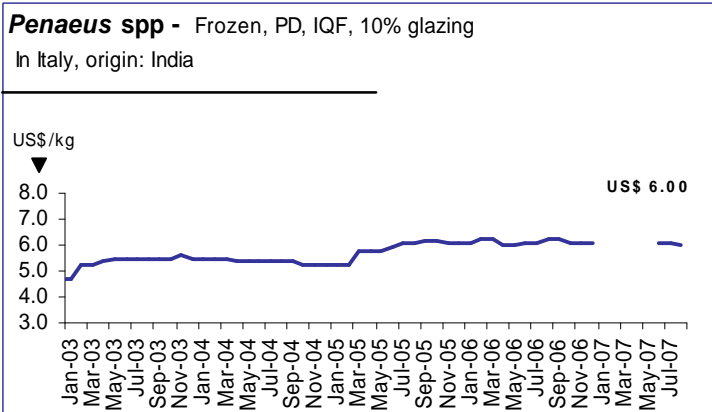
Ahead of the start of the Atlantic mackerel season this month, frozen pelagic markets are seasonally quiet. Low reported stock levels for herring and mackerel in Norway point to somewhat stronger prices for the autumn compared to 2006. Average unit values for Norwegian round herring exports in July this year (NOK5.98/kg) are some 30% higher than the average for the first seven months of the year and 8% higher than July last year.

CEPHALOPODS

Reported prices for frozen squid products are stable to decreasing compared to July levels. Cfr (Europe) indications for Peruvian jumbo squid tubes are down 5-6% and continued downward price pressure is expected due to current strong stocks of

Argentinian Illex. An indication in the Italian market for Loligo cleaned tubes of Indian origin remains unchanged at US\$6.80/kg. In Spain, dollar prices, and demand, for Indian squid are reported to be strong.

CRUSTACEANS



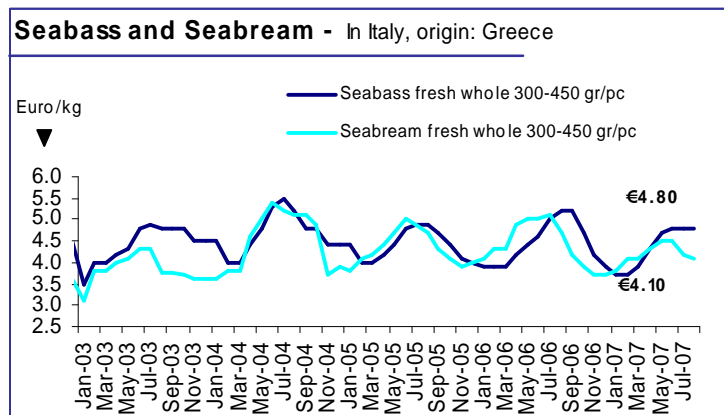
The dollar weakness appears to be stimulating European shrimp consumption. French frozen warmwater shrimp imports are up 10% in volumes for the first half of the year following a strong jump in supplies from Ecuador. Import price indications this month for warmwater shrimp appear broadly stable compared to July.

SALMON

EU imports of Norwegian salmon reached 273 787 tonnes in Jan-Jul 2007, a 20 percent increase from the 228 641 tonnes exported during the same period of the previous year. Norwegian salmon prices are picking up as EU demand strengthens, with quotations for 3.5 kg/pc increasing to €3.9/kg DDP against the previous reported quotations (June 2007) of €3.35/kg DDP for the same grading. Scottish salmon prices are declining for the smaller grades up to 3 kg/piece, whilst increasing for the larger grades.

SEABASS/SEABREAM

Supplies of both bass and bream are increasing and prices are dropping as the new generation fish is reaching the required market size of 300-400 grams. In the fresh seabass market, prices of normal to extra-large specimens (300-800 gr/pc) and prices of extra-super specimens (1000 gr/pc and above) remained stable. In turn, prices of small seabass (200-300 gr/pc) declined by 2.8 percent and prices of super-sized specimens (800-1000 gr/pc) declined by 5 percent from last month. In the fresh seabream market, prices of normal-sized fish (300-450 gr/pc) dropped by 2.5 percent and prices of extra-sized fish (450-600 gr/pc) dropped by 2.1 percent from last month. Prices of small (200-300 gr) and extra-large to extra-super specimens (600-1000 gr/pc and above) remained stable.



The **European Fish Price Report** is a monthly GLOBEFISH publication, prepared by Karine Boisset and Gerry O'Sullivan - with contributions from Camillo Catarci

It can be ordered from the **FISH INFONetwork**:

FAO GLOBEFISH (Network coordinator) Viale delle Terme di Caracalla 00153 Rome - Italy Tel: (39) 06 57053288 Fax: (39) 06 57055188 E-mail: globefish@fao.org Web site: www.globefish.org	INFOPESCA (Latin America) Julio Herrera y Obes 1296 11200 Montevideo - Uruguay Tel: (598) 2-9028701 Fax: (598) 2-9030501 E-mail: infopesca@infopesca.org Web site: www.infopesca.org	EUROFISH (Central and Eastern Europe) H.C. Andersens Blvd 44-46 1553 Copenhagen - Denmark Tel: (45) 35 467180 Fax: (45) 35 467181 E-mail: info@eurofish.dk Web site: www.eurofish.dk	INFOFISH (Asia/Pacific) 1 st floor, Wisma Pkns Jalan Raja Laut 50728 Kuala Lumpur - Malaysia Tel: (603) 26914466 Fax: (603) 26916804 E-mail: infish@po.jaring.my Web site: www.infofish.org
INFOPECHE (Africa) Tour C, 19 ^{ème} étage, Cité Administrative Abidjan 01 - Côte d'Ivoire Tel: (225) 20 213198 Fax: (225) 20 218054 E-mail: tall@africaonline.co.ci	INFOYU (China) Rm. 816, Bldg. 22, Maizidian Street - Chaoyang District Beijing 100026 - China Tel: (86-10) 64195140 Fax: (86-10) 64195141 E-mail: www.infoyu.net	INFOSAMAK (Arab Region) 71 blvd Rahal El Meskini Casablanca 20 000 - Morocco Tel: (212)22540856 Fax: (212)22540855 E-mail: infosamak@infosamak.org Web site : www.infosamak.org	INFOSA - sub-office INFOPECHE (Southern Africa) Kenya House-Robert Mugabe Ave. POB 23523 Windhoek - Namibia Tel: (264) 61279430 Fax: (264) 61279434 E-mail: infosadc@mweb.com.na

PRICE REFERENCE

exw	ex works
fca (replaces fot)	free carrier
fas	free alongside ship
fob	free on board
cfr (replaces c&f)	cost and freight
cif	cost, insurance and freight
cpt	carriage paid to
cip	carriage and insurance paid to
daf	delivered at frontier
des	delivered ex ship
deq	delivered ex quai (duty paid)
ddu	delivered duty unpaid
ddp	delivered duty paid

PRODUCT FORM

IQF	individually quick frozen
IWP	individually wrapped pack
PBI	pinbone in
PBO	pinbone off
C&P	cooked and peeled
H&G	headed and gutted
FAS	frozen at sea
PD	peeled and deveined
PUD	peeled, undeveined

SYMBOLS

+	Price increased in original currency since last report
-	Price decreased in original currency since last report
=	Updated but unchanged price
*	New insertion

CURRENCY RATES

		US\$	€
Canada	CAN	1.05	1.45
Hungary	HUN	180.71	249.35
Norway	NKR	5.76	7.96
Switzerland	SFR	1.19	1.65
UK	GBP	0.49	0.68
USA	US\$	-	1.38
EU	EURO	0.72	-
Japan	JPY	119.76	165.37

Source: Federal Reserve Bank of New York 09/08/07

These Market Reports and previous ones are available from the GLOBEFISH web site: www.globefish.org



All rights reserved. No part of FAO/GLOBEFISH European Fish Price Report may be reproduced, stored in a retrieval system, or transmitted in any form or by any means (electronic, mechanical, photocopying or otherwise), without prior permission. Requests for use of this material (including purpose and extent) should be addressed to: Director, Publications Division, Food and Agriculture Organization, Viale delle Terme di Caracalla, 00100 Rome, Italy.

Fish Species Trade Name	Product Form	Grading	Price per kg		Reference & Area	Origin
			As stated	Euro US\$		
GROUND FISH						August 2007
Cod/Cabillaud, Morue/ Bacalao <i>Gadus morhua</i>	Fillet block, sknlss, bnlss	16.5 lb	6.25	8.63 +	Germany ddp	Poland/Norway
	Mince	A grade	1.36	1.88 +		Iceland
	PBO		3.53	4.87 -	cfr	China
	Block - bits and pieces		2.43	3.36 =	European main ports cfr	
	Fillets, IQF, skin-on, boneless	16-32 oz/pc	5.58	7.71 =		
	PBI - 100% net weight	> 32	5.58	7.71 =		
<i>Gadus macrocephalus</i>	PBO, loinless		3.04	4.20 *	Germany cfr	
Hake/Merlu/Merluza <i>Merluccius gayi</i>	Fillets intlvd, PBI, dpsknd	2-4 oz/pc	2.46	3.40 =	Europe cfr	Chile
	Fillets PBO interleaved dpsknd		2.50	3.45 =		
<i>Merluccius productus</i>	Fillet - regular skinless, PBO	16.5 lb	1.72	2.37 *	Germany cfr	USA
	PBI - fillet block		1.55	2.14 -	fca	
<i>Merluccius capensis</i>	H&G, IWF	100-200 gr/pc	1.60	2.21 =	Spain cif	Namibia
		200-350	1.60	2.21 =		
		950-1200	2.60	3.59 =		
		1200-1500	3.30	4.56 +		
		1500-2000	3.60	4.97 +		
	>2000	4.10	5.66 +			
Fillets, skin-on	2-4 oz/pc	2.50	3.45 -			
	4-6	3.60	4.97 =			
	6-8	4.00	5.52 -			
	>8	4.40	6.08 =			
<i>Merluccius australis</i>	H&G, landfrozen	all sizes	3.44	4.75 +		Chile
Hoki/Grenadier bleu/ Merluza azul <i>Macruronus spp.</i>	Fillet - PBO		2.03	2.80 *	Germany cfr	Argentina
Saithe/Lieu noir/ Carbonero (Pollock, Coley) <i>Pollachius virens</i>	Frozen - block, fillet, skinless, boneless	16.5 lb	2.43	3.36 +	ddp	Norway
	Block - bits and pieces		2.72	3.76 =	European main ports cfr	China
	Belly block		1.49	2.06 =		
Alaska pollack/Lieu de l'Alaska/Colin de Alaska <i>Theragra chalcogramma</i>	Loins, skinless, boneless, IQF	60-80 gr/pc	2.05	2.83 =	Europe fca ddp	USA
		80-100	1.85	2.55 =		Russia
	Frozen block, PBO		2.15	2.97 +		USA
	Frozen fillet block, PBO, FAS		2.17	3.00 =		Russia
	Fillet block, PBI, sknlss	16.5 lb	1.85	2.55 +		Germany ddp
Fillet block, sknlss, bnlss		2.08	2.87 +		Russia	
			2.04	2.82 +		
Surimi/Kamaboko (Alaska pollack)	Stick	250 gr/pc - A	1.80	2.49 +	France ddp	Spain
Monkfish/Baudroie/ Rape <i>Lophius spp.</i>	IQF tails, skinless 20% glazing - IWP	100-250 gr/pc	6.50	8.98 -	Spain cif	Namibia
		250-500	8.50	11.74 -		
500-1000		11.00	15.19 =			
>1000		12.50	17.26 =			
	IQF tails, skin-on 10% glazing	50-100 gr/pc	2.43	3.35 =	European main ports cfr	China
100-200		3.01	4.15 -			
200-300		3.73	5.15 +			
300-500		4.27	5.90 +			
500-700		5.00	6.90 +			
700-1000		5.65	7.80 +			
> 1000	6.37	8.80 +				
Haddock/Eglefin/ Eglofino <i>Melanogrammus aeglefinus</i>	Belly block		2.23	3.08 =		
	Fillets, IQF, skinless, bonless PBO, 100% net weight		5.15	7.11 =		

Fish Species Trade Name	Product Form	Grading	Price per kg		Reference & Area	Origin		
			As stated	Euro US\$				
FLATFISH						August 2007		
Turbot/Rodaballo <i>Scophthalmus maximus</i>	Fresh - whole	0.5-1 kg/pc 1-2 2-3 3-4	9.65 11.65 14.15 15.90	13.32 + 16.09 + 19.54 + 21.95 +	Spain cif	Spain		
Dover sole/Sole/Lenguado <i>Solea vulgaris</i>	Raw material	No. 4 No. 5	15.50 14.50	21.40 - 20.02 -			Netherlands fob	Netherlands
Plaice/Plie/Solla <i>Pleuronectes spp.</i>	Raw material	No. 4	2.25	3.11 +				
TUNAS/BILLFISHES							August 2007	
Tuna/Thon/Atún <i>Thunnus spp.</i>	Yellowfin - frozen, cooked and cleaned	Double cleaning	4.92	6.80 +	Italy ddp	Ecu./Colom. Kenya Ecuador Mauritius		
	Skipjack - frozen, cooked and cleaned	single cleaning	3.26	4.50 *				
	Frozen - Yellowfin loins	>2 kg/pc	2.53	3.50 -				
	Skipjack - cooked	Single cleaning	3.15	4.35 *	Spain ddp	South America Korea China		
	Whole - round	> 10 kg/pc	1.80	2.49 *				
	Yellowfin - frozen, cooked and cleaned	double cleaning	4.00	5.52 *				
Swordfish/Espadon/Pez espada <i>Xiphias gladius</i>	Loins	> 3 kg/pc	3.80	5.25 *	Italy cfr	Fiji		
CEPHALOPODS						August 2007		
Squid/Encornet/Calamar <i>Loligo spp.</i>	Blockfrozen tubes, cleaned	20-40 pc/kg	4.92	6.80 =	Italy cfr	India		
	Whole - block frozen 10% glaze	<3 3-6 6-10 10-20	4.70 4.50 3.30 2.60	6.49 * 6.21 * 4.56 * 3.59 *				
	Block frozen 2 kg	< 3pc/kg 3-6 6-10 10-20	4.60 4.40 3.60 2.20	6.35 * 6.08 * 4.97 * 3.04 *	European main ports cfr	Fiji		
	Frozen - whole	GG G M P 2P 3P 4P	7.25 7.25 7.00 7.00 6.40 5.50 4.10	10.01 * 10.01 * 9.67 * 9.67 * 8.84 * 7.59 * 5.66 *				
	<i>Todarodes pacificus</i>	Mince	A-grade	0.87	1.20 *	Germany cfr	Peru	
	<i>Illex spp</i>	Tube, IQF, bulk packing, 100% net weight	< 5 pc/kg < 10	1.72 1.46	2.38 * 2.02 *	European main ports cfr	China	
		Tube, IQF, bulk packing, 100% net weight	< 5 pc/kg < 10	1.54 1.36	2.12 * 1.88 *			
	Cuttlefish/Seiche/Sepia <i>Sepiidae</i>	Frozen - whole	G		3.50	Mauritania fob for Spanish/Italian markets	Mauritania	
			M		3.50			
			P		3.30			
2P				3.00				
3P				2.80				
4P				2.50				

Fish Species Trade Name	Product Form	Grading	Price per kg		Reference & Area	Origin
			As stated	Euro US\$		
CEPHALOPODS (Cont.)						August 2007
Jumbo flying squid/ Encornet géant/ Jibia gigante <i>Dosidicus gigas</i>	Cleaned tubes 10 kg block interleaved	100-200 gr/pc	1.16	1.60 -	European main ports cfr	Peru
		200-400	1.27	1.75 -		
		400-600	1.23	1.70 -		
		600-800	1.16	1.60 -		
		800-1000	1.05	1.45 -		
Octopus/Poulpe/Pulpo <i>Octopus vulgaris</i>	Frozen - whole	T1	8.00	11.05 -	Spain wholesale	Morocco
		T2	7.10	9.80 -		
		T3	7.00	9.67 +		
		T4	6.20	8.56 -		
		T5	6.00	8.28 +		
		T6	5.00	6.90 -		
		T7	4.90	6.77 -		
		T8	4.50	6.21 -		
		T9	4.00	5.52 =		
	Frozen - whole	T1	7.80	10.77 -	Mauritania fob for Spanish/Italian markets	Mauritania
		T2	7.00	9.67 -		
		T3	6.50	8.98 =		
		T4	6.00	8.28 -		
		T5	5.80	8.01 =		
		T6	5.00	6.90 -		
Fresh	T1	7.10	9.80 *	Italy wholesale	Italy	
	T2	6.00	8.28 *			
CRUSTACEANS						August 2007
Black tiger/Crevette tigrée/Camarón tigre <i>Penaeus monodon</i>	IQF, P&D, 20% glaze treated	6-8 pc/lb	11.08	15.30 *	Germany cfr	Indonesia
		8-12	9.60	13.25 *		Vietnam
	Cooked - 20% glaze, IQF	91-120 pc/lb	3.80	5.25 *		India
		100-200	3.40	4.70 *		
		200-300	2.97	4.10 *		
		Head-on, shell-on frozen count & weight 20% glazing	6-8 pc/lb	10.14		
	Head-on, shell-on frozen count & weight 20% glazing	8-12	9.05	12.50 *		Madagascar
		13-15	7.17	9.90 *		
		16-20	5.65	7.80 *		
		16-20 pc/lb	5.40	7.45 *		
	Fresh cooked - head-on	21-25	4.67	6.45 *		France ex cooking factory
26-30		3.95	5.45 *			
10-20 pc/lb		19.00	26.24 =			
20-30		16.25	22.44 =			
30-40		13.25	18.30 =			
40-60		11.25	15.53 =			
Whiteleg shrimp/ Crevette pattes blanches/Camarón patiblanco <i>Penaeus vannamei</i>	Head-on, shell-on block, 100% net weight	< 10 pc/lb	10.28	14.20 *	Germany cfr	India
		10-20	8.55	11.80 *		
		20-30	6.66	9.20 *		
		30-40	6.05	8.35 *		
	Cooked - head-on, IQF 10% glazing	40-60 pc/lb	4.53	6.25 *		
Cooked - PD, tail-on	26-30 pc/lb	5.18	7.15 *	Netherlands cfr		

Fish Species Trade Name	Product Form	Grading	Price per kg			Reference & Area	Origin				
			As stated	Euro	US\$						
CRUSTACEANS (cont.)							August 2007				
Warmwater shrimp/ Crevette d'eau chaude/ Langostino, Gamba <i>Penaeus spp.</i>	Frozen, PD, IQF, 10% glazing	250-350 pc/lb		4.35	6.00 -	Italy cfr	India				
	Frozen, PUD, IQF, 10% glazing	200-300 pc/lb		4.24	5.85 =	UK cfr					
American lobster/ Homard américain/ Bogavante americano <i>Homarus americanus</i>	Frozen whole cooked popsicle	250&275 gr/pc	CAN	19.50	13.45	18.58 =	Europe cif	Canada			
		300	CAN	19.50	13.45	18.58 =					
		325, 350 & 375	CAN	18.75	12.94	17.86 =					
		>400	CAN	21.00	14.49	20.01 +					
BIVALVES							August 2007				
Peruvian calico scallop/ Pétoncle éventail/ Ostion abanico <i>Argopecten purpuratus</i>	Roe-on, IQF 1 kg bags	10-20 pc/lb		9.05	12.50 =	European main ports cfr	Peru				
		20-30		7.46	10.30 =						
		30-40		7.24	10.00 =						
		40-60		6.88	9.50 =						
		60-80		6.01	8.30 =						
Oyster/Huître/Ostra <i>Crassostrea gigas</i>	Live			6.25	8.63 +	retail	France				
				2.70	3.73 =	delivered to packer	Ireland				
Mussel/Moule/Mejillón <i>Mytilus galloprovincialis</i>	Live			1.45	2.00 -	Italy wholesale	Italy				
Mussel/Moule/Mejillón <i>Mytilus edulis</i>	Live - Bouchot - packed	bulk		3.60	4.97 -	European main ports	France				
	MAP packed			4.30	5.94 -	retail					
Edible crab/Torteau/ Buey de mar <i>Cancer pagurus</i>	Live - bulk	400-600 gr/pc		1.90	2.62 -	France cif vivier	Ireland				
		600-800		1.90	2.62 -						
		400-600 gr/pc		4.90	6.77 *			retail			
		600-800		4.90	6.77 *						
SALMON							August 2007				
Atlantic salmon/ Saumon de l'Atlantique/ Salmón del Atlántico <i>Salmo salar</i>	Fresh - gutted, head-on Superior quality	2-3 kg/pc		3.20	4.42 -	France cif	Scotland				
		3-4		3.90	5.39 +						
		4-5		3.90	5.39 +						
		5-6		3.90	5.39 +						
		6-7		4.30	5.94 *						
		7-8		4.30	5.94 *						
		8-9		4.30	5.94 *						
		1-2 kg/pc	Small quantities ↑ ↓		2.80			3.87 *	ddp	Ireland	
		2-3			3.00		4.14 *				
		4-5			3.80		5.25 *				
		5-6			3.80		5.25 *				
		6-7			3.80		5.25 *				
		7-8			3.80		5.25 *				
		8-9			3.80		5.25 *				
		2-3 kg/pc					3.00	4.14 *			Norway
		3-4					3.85	5.32 *			
		4-5			3.95		5.45 *				
5-6			4.10	5.66 *							
6-7			4.20	5.80 *							

Fish Species Trade Name	Product Form	Grading	Price per kg		Reference & Area	Origin
			As stated	Euro US\$		
TROUT						August 2007
Trout/Truite/Trucha <i>Salmo</i> spp.	Live - farmed	500-700 gr/pc		3.00 4.14 -	Italy ex-farm	Italy
Rainbow trout/ Truite arc-en-ciel/ Trucha arco iris <i>Oncorhynchus mykiss</i>	Live - farmed	250-400 gr/pc		2.90 4.00 -		
FRESHWATER FISH						August 2007
Pangas catfish/ Panga/Pez gato <i>Pangasius</i> spp.	Fillets - intervealed, 10% glaze, skinless, boneless belly-off, treated IQF, white, 20%, 1kg poly bag	120-170 gr/pc		2.17 3.00 +	Spain cif	Viet Nam
		170-220		1.96 2.70 -		
		Light pink fillets skinless, 20% glazing	120-170 pc/lb		1.85 2.55 * 1.85 2.55 * 1.85 2.55 *	Germany cfr
Carp/Carpe/Carpa <i>Cyprinus</i> spp.	Fresh - gutted, skinless head-on	1-3 kg/pc	HUF	981 3.93 5.43 +	Hungary ex-farm	Hungary
	Fresh - guttd, sknlss, head-off		HUF	1051 4.22 5.82 +		
	Live - whole	1.5-5 kg/pc	HUF	572 2.29 3.17 +		
	Fresh - fillets		HUF	1823 7.31 10.09 +		
	Fresh on ice - slices		HUF	1212 4.86 6.71 +		
Bighead carp/Carpe à grosse tête/Carpa capezona <i>Aristichthys nobilis</i>	Fresh - fillet		HUF	560 2.25 3.10 -		
	Fresh - slices		HUF	441 1.77 2.44 -		
	Fresh - whole gutted, scaled, head-off	1-3 kg/pc	HUF	406 1.63 2.25 -		
NON-TRADITIONAL SPECIES						August 2007
John dory/Saint Pierre/ Pez de San Pedro <i>Zeus faber</i>	IQF, skin-on, 20% glazing bulk	100-150 gr/pc		5.09 7.03 =	European main ports cfr	China
		150-200		5.31 7.33 =		
		> 200		5.67 7.83 =		
Wels/Silure glane/Siluro <i>Silurus glanis</i>	Fresh - whole	1.5-5 kg/pc	HUF	1262 5.06 6.98 *	Hungary ex-farm	Hungary
	Fresh - whole, gutted, head-on	0.8-1.3 kg/pc	HUF	2313 9.28 12.80 *		
SEABASS						August 2007
Seabass/Bar, Loup/Lubina Dicentrarchus labrax	Fresh - whole	200-300 gr/pc		3.40 4.69 -	Greece fob	Greece
		300-450		4.60 6.35 =		
		450-600		4.90 6.77 =		
		600-800		6.30 8.70 =		
		800-1000		9.50 13.12 -		
		> 1000		11.00 15.19 =		
		200-300 gr/pc		3.60 4.97 -	Italy cif	
		300-450		4.80 6.63 =		
		450-600		5.10 7.04 =		
		600-800		6.50 8.98 =		
		800-1000		9.70 13.39 -		
		> 1000		11.20 15.46 =		
		200-300 gr/pc		3.66 5.05 -	France cif	
		300-450		4.86 6.71 =		
		450-600		5.16 7.12 =		
600-800		6.56 9.06 =				
800-1000		9.76 13.48 -				
> 1000		11.26 15.55 =				

Fish Species Trade Name	Product Form	Grading	Price per kg		Reference & Area	Origin
			As stated	Euro US\$		
SEABASS (cont.)						August 2007
Seabass/Bar, Loup/Lubina Dicentrarchus labrax	Fresh - whole	200-300 gr/pc	3.65	5.04 -	Spain cif	Greece
		300-450	4.85	6.70 =		
		450-600	5.15	7.11 =		
		600-800	6.55	9.04 =		
		800-1000	9.75	13.46 -		
		> 1000	11.25	15.53 =		
		200-300	3.73	5.15 -	Germany cif	
		300-450	4.93	6.81 =		
		450-600	5.23	7.22 =		
		600-800	6.63	9.15 =		
		800-1000	9.83	13.57 -		
		> 1000	11.33	15.64 =		
		200-300 gr/pc	3.70	5.11 -	Portugal cif	
		300-450	4.90	6.77 =		
		450-600	5.20	7.18 =		
		600-800	6.60	9.11 =		
		800-1000	9.80	13.53 -		
		> 1000	11.30	15.60 =		
		200-300 gr/pc	3.85	5.32 -	UK cif	
		300-450	5.05	6.97 =		
450-600	5.35	7.39 =				
600-800	6.75	9.32 =				
800-1000	9.95	13.74 -				
> 1000	11.45	15.81 =				
SEABREAM						August 2007
Gilthead seabream/ Dorade royale/Dorada <i>Sparus aurata</i>	Fresh - whole	200-300 gr/pc	3.20	4.42 =	Greece fob	Greece
		300-450	3.90	5.39 -		
		450-600	4.50	6.21 -		
		600-800	5.20	7.18 =		
		800-1000	8.00	11.05 =		
		> 1000	11.00	15.19 =		
		200-300 gr/pc	3.40	4.69 =	Italy cif	
		300-450	4.10	5.66 -		
		450-600	4.70	6.49 -		
		600-800	5.40	7.46 =		
		800-1000	8.20	11.32 =		
		> 1000	11.20	15.46 =		
		200-300 gr/pc	3.46	4.78 =	France cif	
		300-450	4.16	5.74 -		
		450-600	4.76	6.57 -		
		600-800	5.46	7.54 =		
		800-1000	8.26	11.41 =		
		> 1000	11.26	15.55 =		
		200-300 gr/pc	3.45	4.76 =	Spain cif	
		300-450	4.15	5.73 -		
450-600	4.75	6.56 -				
600-800	5.45	7.53 =				
800-1000	8.25	11.39 =				
> 1000	11.25	15.53 =				

Fish Species Trade Name	Product Form	Grading	Price per kg		Reference & Area	Origin
			As stated	Euro US\$		
SEABREAM (Cont.)						August 2007
Gilthead seabream/ Dorade royale/Dorada <i>Sparus aurata</i>	Fresh - whole	200-300 gr/pc	3.53	4.87 =	Germany cif	Greece
		300-450	4.23	5.84 -		
		450-600	4.83	6.67 -		
		600-800	5.53	7.64 =		
		800-1000	8.33	11.50 =		
		> 1000	11.33	15.64 =		
		200-300 gr/pc	3.50	4.83 =	Portugal cif	
		300-450	4.20	5.80 -		
		450-600	4.80	6.63 -		
		600-800	5.50	7.59 =		
		800-1000	8.30	11.46 =		
		> 1000	11.30	15.60 =		
		200-300 gr/pc	3.65	5.04 =	UK cif	
		300-450	4.35	6.01 -		
		450-600	4.95	6.83 -		
600-800	5.65	7.80 =				
800-1000	8.45	11.67 =				
> 1000	11.45	15.81 =				



GLOBEFISH

Food and Agriculture Organization of the United Nations
Fishery Industries Division
Viale delle Terme di Caracalla
00100 Rome, Italy
Tel: +3906 570 53288
Fax: +3906 570 55188
www.globefish.org