



GLOBEFISH

EUROPEAN PRICE REPORT

**Issue 10/07
October 2007**

*The **European Fish Price Report**, based on information supplied by industry correspondents, aims to provide guidance on broad price trends. Price information is indicative and FAO is not responsible for any errors or omissions. Prices are used to show medium to long-term trends.*

INDEX FOR PRICES

Groundfish	7
Flatfish	7
Tuna	8
Small Pelagics	8
Cephalopods	8
Crustaceans	9
Bivalves	11
Salmon	11
Trout	11
Freshwater fish	12
Non Traditional Species	12
Seabass	12
Seabream	13



LATEST TRENDS

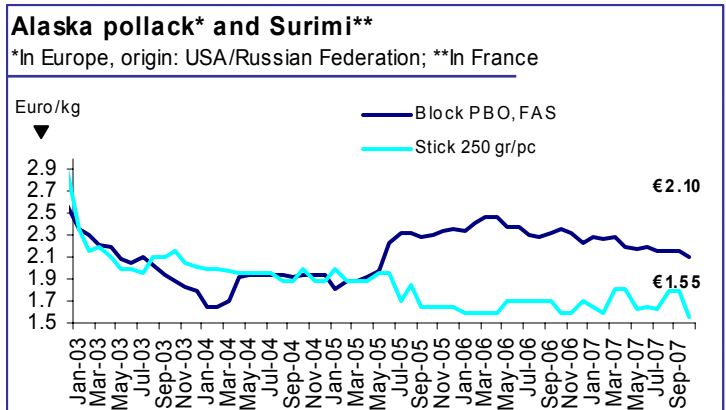
European import price trends as reported by correspondents appear to be broadly stable to increasing in relation to September. In the frozen groundfish fillet segment, South American hake prices (US\$) as well as Atlantic cod prices have increased while saithe prices are stable. Price stability is also reported in flatfish, seabream and seabass markets while European coldwater shrimp prices are unchanged on last month, at least in the UK market. Upward price trends are reported in frozen tuna as well as in frozen squid markets. Exceptions to these trends include Alaska pollock fillets, chilled farmed salmon and frozen lobster, prices for which are reported broadly weaker for October.

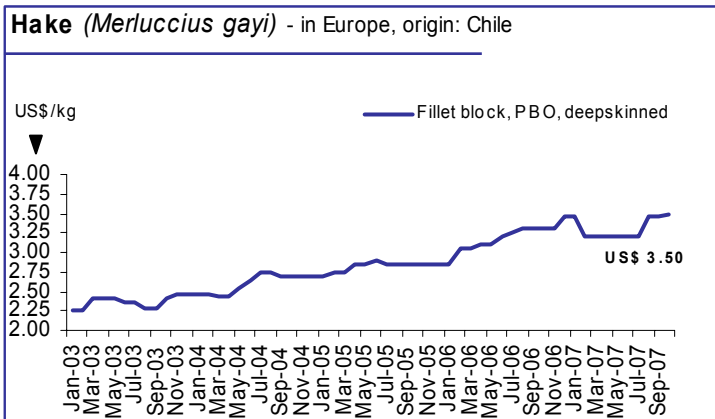
GROUNDFISH

Import price movements for frozen groundfish fillets over the past month are mixed. The medium trend, however, is broadly negative in euro terms due largely to the dollar weakness.

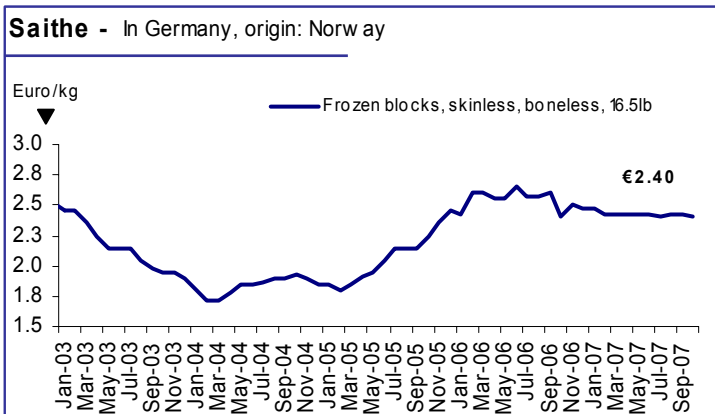
Reported October Alaska pollock prices are lower in dollar terms than the previous month. For 2007 as a whole, dollar prices this month appear roughly in line with the annual average with US fillet prices generally lower

than first half indications while Russian fillets are generally higher. In euro terms, the price trend for 2007 appears negative with current cfr indications for skinless, boneless blocks at around €2.00/kg or less. Indications for pinbone-in fillets are currently around €1.80/kg.





Hake fillets of South American origin are higher in dollar terms this month compared to recent levels but the broad trend in euro terms for the year appears negative. Reported *M. gayi* pinbone-out fillets are now under €2.50/kg, being above this level for most of last year. *M. capensis* fillets of Namibian origin are showing declines in euro terms (cif Spain) over the August-October period.



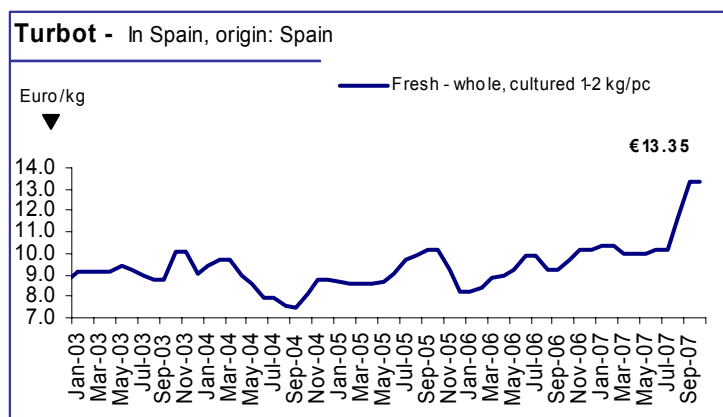
The price trend for European species remains stable to increasing in euro terms with the upward trend in cod prices continuing. An indication for skinless, boneless fillets passed the €6.00/kg mark for the first time. Saithe prices, in contrast, are stable at around €2.40/kg for skinless, boneless product with the trend for 2007 broadly negative. The current stable trend in saithe fillet prices is

supported by Norwegian export figures which show unit values for September largely unchanged at around NOK22.25/kg compared to August.

FLATFISH

The upward trend in farmed turbot prices in Spain has flattened out after several months of relatively strong increases. Underlying factors behind the recent increases are changing with weaker pressures on the demand side and an improving stock situation at farm level on the supply side. Reported prices (cif Spain) are unchanged on last month but 20-30% above average price levels for October 2006. The current stability in prices is expected to continue into November.

Price stability is also evident in frozen flatfish markets with an fob indication (the Netherlands) for plaice unchanged on last month at €2.15/kg.



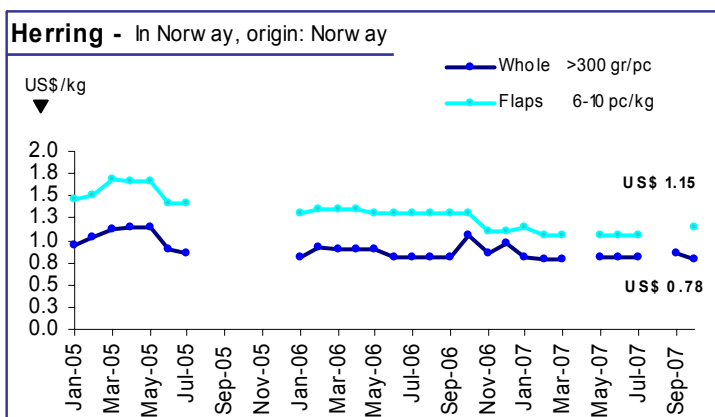
TUNA

Captures are projected to recover soon in the Indian Ocean, whereas in the Eastern Tropical Pacific, despite the end of the recent fishing ban, catch levels are still disappointing. Therefore, prices of raw material from the Pacific are increasing

again. Skipjack loins from Ecuador increased from US\$4 600 to US\$4 900/tonne DDP Italy and Spain. Yellowfin whole 10 kg/up (origin: Atlantic Ocean) increased to Euro 1 950/tonne CIF Italy. However, the high value of the Euro against the US\$ is helping EU canners to mitigate the high US\$ cost of tuna imports to Europe.

PELAGICS

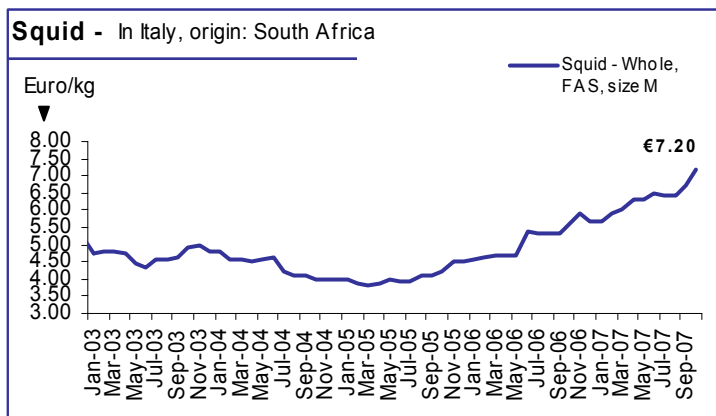
With the mackerel season well underway in Norway, prices for round fish appear to have settled at levels somewhat lower than corresponding prices at the same time last year. An exception is the largest size grade, 600gr+, which at NOK16/kg (fob) is in line with the October 2006 indication. Strong interest is reported in Russia while Japanese demand, apparently in anticipation of an easing of prices for the medium grades, remains weak for the moment.



Good Russian demand is also reported for frozen herring, both round and flaps. Nevertheless, round prices, cip St. Petersburg, for the 300gr+ and the 350gr+ grades are somewhat down on last month at US\$1.13/kg and US\$0.78/kg respectively. The main interest for flaps is in the 6-10/kg range, reported at US\$1.15/kg cip St Petersburg

CEPHALOPODS

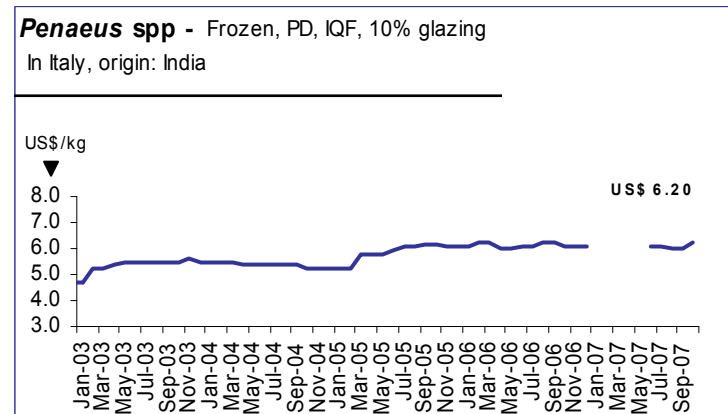
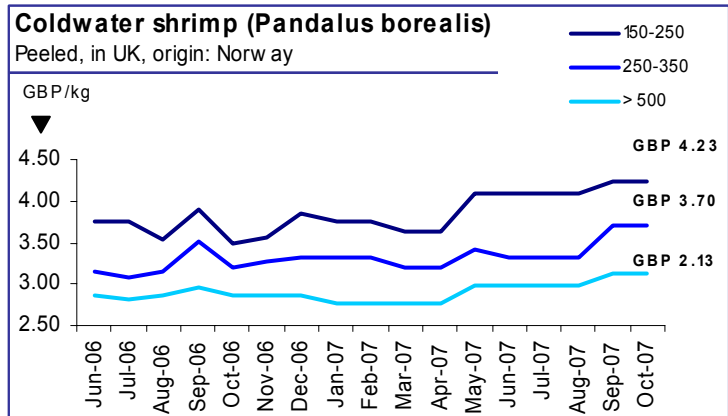
Continued weak landings appear to be maintaining upward pressure on frozen squid prices. C&F indications from Spain for round *loligo* product of Indian origin are up significantly in dollar terms this month compared to September. In the Italian market, more modest increases are reported for Indian *loligo* tubes while round baby octopus dollar prices are up 5% for product of Thai origin. In contrast, reported c&f dollar prices for whole cuttlefish from Thailand are unchanged this month in Italy.



CRUSTACEANS

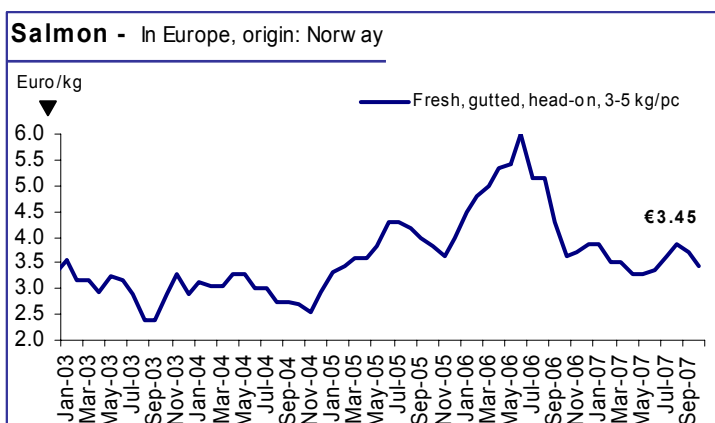
Dollar price indications for peeled shrimp of Indian origin are up around 3% on last month in both the UK and Italian markets. Sterling prices for frozen coldwater shrimp of Norwegian origin are, on the other hand, reported largely stable this month in the UK.

Notwithstanding the current stability in coldwater shrimp prices in the UK, the basic trend for 2007 so far has been positive. The 150-250/lb grade is, for example, currently reported at around £1.90/lb compared to £1.70/lb at the beginning of the year. In contrast, trade statistics for both Spain and Italy are pointing to a sharp fall in Argentine coldwater shrimp (*P. muelleri*) prices this year thanks to stronger landings. This apparent drop in prices has helped to boost shrimp imports in both countries during the year and, on current trends, full year volume imports should pass last year's record levels in the two countries. Strong inventories due to higher Argentinean supplies appear to be maintaining downward pressure on shrimp prices in southern European markets.



SALMON

Due to a situation of ample supply and dull demand, reported fresh salmon prices in the EU declined to €3.45/kg for fresh, gutted product (3-5 kg/pc, origin: Norway) from the previous month's quotation of €3.70/kg. Producers and exporters would rather see prices increasing, as the current quotations are nearing the minimum price set by the EU at €2.80/kg live weight equivalent.



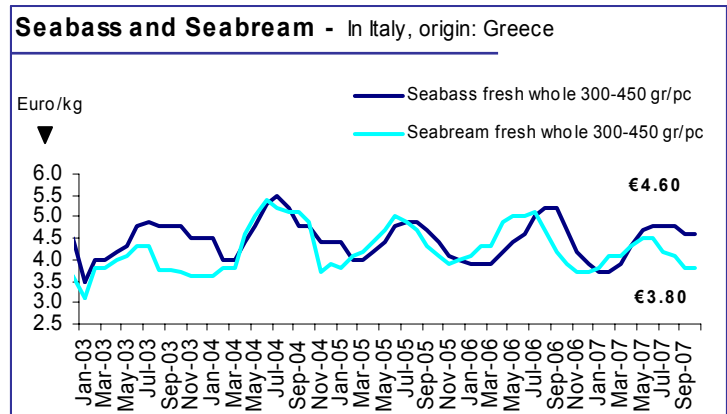
For the January-September 2007 period, Norway exported 360 100 tonnes of salmon (live weight equivalent) to the EU, a significant increase from the 300 400 tonnes exported during January-September 2006. Overall, total exports of salmon from Norway increased from 392 500 tonnes, NOK12.15 billion, in January-September 2006, to 496 600 tonnes, NOK12.66 billion, in January-September 2007. The

27% increase in quantity was matched by a mere 4% increase in value due to the high price quotations reached by Norwegian salmon during the course of 2006, a year of strong demand and limited supplies for both farmed and captured species. Overall, unit values of Norwegian salmon exports declined from NOK30.95/kg in January-September 2006 to NOK25.49/kg in January-September 2007.

It is noteworthy how Norwegian exports to China (live weight equivalent), albeit limited, doubled from 3 500 tonnes in January-September 2006 to 7 100 tonnes in January-December 2007. Exports included 3 700 tonnes of fresh product.

SEABASS/SEABREAM

The downward trend for seabass and seabream prices started at the end of the summer when the new generation fish had reached their marketable size. With more fish entering the market, the additional supply would normally have driven prices down until just before the Christmas holidays, a period of increasing demand in a weaker supply context. Surprisingly, perhaps, prices for all seabass and seabream grades in the main EU markets are reported stable between September and October.



The **European Fish Price Report** is a monthly GLOBEFISH publication, prepared by Karine Boisset and Gerry O'Sullivan - with contributions from Camillo Catarci

It can be ordered from the **FISH INFONetwork**:

FAO GLOBEFISH (Network coordinator) Viale delle Terme di Caracalla 00153 Rome - Italy Tel: (39) 06 57053288 Fax: (39) 06 57055188 E-mail: globefish@fao.org Web site: www.globefish.org	INFOPESCA (Latin America) Julio Herrera y Obes 1296 11200 Montevideo - Uruguay Tel: (598) 2-9028701 Fax: (598) 2-9030501 E-mail: infopesca@infopesca.org Web site: www.infopesca.org	EUROFISH (Central and Eastern Europe) H.C. Andersens Blvd 44-46 1553 Copenhagen - Denmark Tel: (45) 35 467180 Fax: (45) 35 467181 E-mail: info@eurofish.dk Web site: www.eurofish.dk	INFOFISH (Asia/Pacific) 1 st floor, Wisma Pkns Jalan Raja Laut 50728 Kuala Lumpur - Malaysia Tel: (603) 26914466 Fax: (603) 26916804 E-mail: infish@po.jaring.my Web site: www.infofish.org
INFOPECHE (Africa) Tour C, 19 ^{ème} étage, Cité Administrative Abidjan 01 - Côte d'Ivoire Tel: (225) 20 213198 Fax: (225) 20 218054 E-mail: tall@africaonline.co.ci	INFOYU (China) Rm. 816, Bldg. 22, Maizidian Street - Chaoyang District Beijing 100026 - China Tel: (86-10) 64195140 Fax: (86-10) 64195141 E-mail: www.infoyu.net	INFOSAMAK (Arab Region) 71 blvd Rahal El Meskini Casablanca 20 000 - Morocco Tel: (212)22540856 Fax: (212)22540855 E-mail: infosamak@infosamak.org Web site : www.infosamak.org	INFOSA - sub-office INFOPECHE (Southern Africa) Kenya House-Robert Mugabe Ave. POB 23523 Windhoek - Namibia Tel: (264) 61279430 Fax: (264) 61279434 E-mail: http://www.infosa.org.na/

PRICE REFERENCE

exw	ex works
fca (replaces fot)	free carrier
fas	free alongside ship
fob	free on board
cfr (replaces c&f)	cost and freight
cif	cost, insurance and freight
cpt	carriage paid to
cip	carriage and insurance paid to
daf	delivered at frontier
des	delivered ex ship
deq	delivered ex quai (duty paid)
ddu	delivered duty unpaid
ddp	delivered duty paid

PRODUCT FORM

IQF	individually quick frozen
IWP	individually wrapped pack
PBI	pinbone in
PBO	pinbone off
C&P	cooked and peeled
H&G	headed and gutted
FAS	frozen at sea
PD	peeled and deveined
PUD	peeled, undeveined

SYMBOLS

+	Price increased in original currency since last report
-	Price decreased in original currency since last report
=	Updated but unchanged price
*	New insertion

CURRENCY RATES

		US\$	€
Canada	CAN	0.98	1.39
Hungary	HUN	176.33	249.30
Norway	NKR	5.43	7.69
Switzerland	SFR	1.18	1.67
UK	GBP	0.49	0.69
USA	US\$	-	1.42
EU	EURO	0.71	-
Japan	JPY	117.17	165.88

Source: Federal Reserve Bank of New York 10/10/07

These Market Reports and previous ones are available from the GLOBEFISH web site: www.globefish.org



All rights reserved. No part of FAO/GLOBEFISH European Fish Price Report may be reproduced, stored in a retrieval system, or transmitted in any form or by any means (electronic, mechanical, photocopying or otherwise), without prior permission. Requests for use of this material (including purpose and extent) should be addressed to: Director, Publications Division, Food and Agriculture Organization, Viale delle Terme di Caracalla, 00100 Rome, Italy.

Fish Species Trade Name	Product Form	Grading	Price per kg		Reference & Area	Origin
			As stated	Euro US\$		
GROUND FISH						October 2007
Cod/Cabillaud, Morue/ Bacalao <i>Gadus morhua</i>	Mince	A grade	1.33	1.88 +	Germany ddp	Iceland
	PBO - loinless		5.58	7.90 *		
	PBO - napes		4.80	6.80 -	cfr	China
	Fillet - skinless, boneless		6.05	8.56 *	ddp	Norway
	Fresh - fillet	100-200 gr/pc 200-400	6.00	8.49 =	Italy wholesale	Northern Europe
	Salted (Baccalà)		7.15	10.12 =		Norway
	Dried (Stoccafisso)		26.00	36.81 =		
	Dried, soaked (Stoccafisso bagnato)		9.15	12.95 =		
	<i>Gadus macrocephalus</i>	PBO loinless		3.14	4.45 *	Germany cfr
Hake/Merlu/Merluza <i>Merluccius gayi</i>	Fillets intlvd, PBI, dpsknd	2-4 oz/pc	2.44	3.45 +	Europe cfr	Chile
	Fillets PBO interleaved dpsknd		2.47	3.50 +		
	Fillet, block, PBI, regular skind		2.40	3.40 *		
<i>Merluccius capensis</i>	H&G, IWF	100-200 gr/pc	1.60	2.27 *	Spain cif	Namibia
		200-350	1.60	2.27 *		
		950-1200	2.60	3.68 *		
		1200-1500	3.30	4.67 *		
		1500-2000	3.60	5.10 *		
	>2000	4.10	5.80 *			
Fillets, skin-on	2-4 oz/pc 4-6 6-8 >8	2.10 2.90 3.50 4.00	2.97 * 4.11 * 4.95 * 5.66 *			
<i>Merluccius australis</i>	H&G, landfrozen	all sizes	3.46	4.90 *		Chile
<i>Merluccius productus</i>	Fillets, regular sknd, PBO		1.73	2.45 *	Germany cfr	USA
Saithe/Lieu noir/ Carbonero (Pollock, Coley) <i>Pollachius virens</i>	Frozen - block, fillet, skinless, boneless	16.5 lb	2.40	3.40 -	ddp	Iceland
Alaska pollack/Lieu de l'Alaska/Colin de Alaska <i>Theragra chalcogramma</i>	Fillet block, PBI, sknlss	16.5 lb	1.82	2.57 -	Europe fca ddp	USA Russia USA Russia
	Fillet block, sknlss, bnls		2.03	2.87 -		
			1.99	2.82 -		
	Frozen block, PBO, skinless	2.10	2.97 *			
	Frozen fillet block, PBO	2.12	3.00 *			
Surimi/Kamaboko (Alaska pollack)	Stick - grade A	250 gr/pc	1.55	2.19 -	France ddp	Spain
Monkfish/Baudroie/ Rape <i>Lophius spp.</i>	IQF tails, skin-on 10% glaze	50-100 gr/pc	2.40	3.40 =	European main ports cfr	China
		100-200	3.00	4.25 +		
		200-300	3.74	5.30 +		
		300-500	4.24	6.00 +		
		500-700	4.84	6.85 -		
		700-1000	5.44	7.70 -		
		> 1000	6.15	8.70 -		
	IQF tails, skinless 20% glazing - IWP	100-250 gr/pc	6.00	8.49 *	Spain cif	Namibia
		250-500	8.00	11.33 *		
		500-1000	11.00	15.57 *		
>1000	12.50	17.70 *				
FLAT FISH						October 2007
Turbot/Rodaballo <i>Scophthalmus maximus</i>	Fresh - whole	0.5-1 kg/pc	10.25	14.51 =	Spain cif	Spain
		1-2	13.35	18.90 =		
		2-3	17.10	24.21 =		
		3-4	19.85	28.10 =		

Fish Species Trade Name	Product Form	Grading	Price per kg		Reference & Area	Origin
			As stated	Euro US\$		
FLATFISH (cont.)						October 2007
Turbot/Rodaballo <i>Scophthalmus maximus</i>	Fresh wild cultured	> 800 gr/pc	27.00	38.22 =	Italy wholesale	Italy
			21.40	30.30 =		Imports
			12.45	17.63 =		
			11.40	16.14 =		
Dover sole/Sole/ Lenguado <i>Solea vulgaris</i>	Raw material	No. 4	10.00	14.16 -	Netherlands fob	Netherlands
		No. 5	8.50	12.03 -		
Plaice/Plie/Solla <i>Pleuronectes</i> spp.		No. 4	2.15	3.04 =		
TUNAS/BILLFISHES						October 2007
Tuna/Thon/Atún <i>Thunnus</i> spp.	Fresh bluefin tuna	whole	8.00	11.33 =	Italy wholesale	Italy
			13.70	19.40 =		Imports
		Slice	14.65	20.74 =		
	Yellowfin - frozen, cooked and cleaned	Double cleaning	4.80	6.80 =	dpp	Ecu./Colom. Kenya/Salo. Is.
	Skipjack - loins, cooked and frozen	Single cleaning	4.90	6.94 *		Kenya
	Yellowfin - whole	> 10 kg/pc	1.93	2.73 *	cfr	Côte d'Ivoire
	Yellowfin - whole		1.95	2.76 *	cif	Atlantic Ocean
Swordfish/Espadon/ Pez espada <i>Xiphias gladius</i>	Smoked - whole		18.00	25.48 =	Italy wholesale	Italy
	Smoked - slices		20.00	28.31 =		
	Tails, skinless	20-30 kg/pc	4.30	6.09 *	Spain fot	Spain
	IWP	30-50 50-70	4.50	6.37 *		
SMALL PELAGICS						October 2007
Herring/Hareng/Arenque <i>Clupeidae</i>	Frozen - whole	> 400 gr/pc	0.94	1.33 *	Norway cip	Norway
		> 350	0.80	1.13 -		
		> 300	0.55	0.78 -		
		>250	0.46	0.65 =		
	Frozen flaps	4-7 pc/kg	0.94	1.33 *		
		5-8	0.88	1.25 *		
		6-10	0.81	1.15 *		
Mackerel/Maquereau/ Caballa <i>Scomber scombrus</i>	Frozen - whole	200-400 gr/pc	NOK 7.50	0.98 1.38 =		
		300-500	NOK 8.90	1.16 1.64 +		
		400-600	NOK 9.80	1.27 1.80 +		
		>600	NOK 16.00	2.08 2.95 *		
European anchovy/ Anchois/Boquerón <i>Engraulis encrasicolus</i>	Fresh	first category	2.45	3.47 -	Italy wholesale	Italy
		second category	1.60	2.27 -		
European pilchard/ Sardine d'Europe/ Sardina <i>Sardina pilchardus</i>						
CEPHALOPODS						October 2007
Squid/Encornet/Calamar <i>Loligo</i> spp.	Fresh	Large	16.30	23.08 =	Italy wholesale	Italy
			9.00	12.74 =		Imports
	Block frozen tubes, cleaned	20-40 pc/kg	4.87	6.90 +	cfr	India
	Whole - cleaned	< 5	2.47	3.50 *		Thailand
	20% glaze	< 10	2.26	3.20 *		

Fish Species Trade Name	Product Form	Grading	Price per kg			Reference & Area	Origin	
			As stated	Euro	US\$			
CEPHALOPODS (cont.)						October 2007		
Squid/Encornet/Calamar <i>Loligo spp.</i>	Whole, 20% glaze, frozen count	< 3 kg/pc	3.04	4.30 *		Germany cfr	Thailand	
		3-6	2.83	4.00 *				
	Mince		0.85	1.20 *			Peru	
	Whole - Block frozen	< 3pc/kg		3.96	5.60 +	European main ports cfr	India	
		3-6		3.81	5.40 +			
6-10			3.25	4.60 +				
10-20			2.26	3.20 +				
Frozen - whole	S (< 18 cm)		6.20	8.78 +	Italy cfr	South Africa		
	M (18-25)		7.20	10.19 +				
	L (25-30)		7.40	10.48 +				
	XL (>30)		7.50	10.62 +				
Cuttlefish/Seiche/ Sepia <i>Sepiidae</i>	Whole cleaned 20% glaze, frozen count	< 1 pc/kg	3.04	4.30 *	Germany cfr	India		
		1-2	3.04	4.30 *				
		2-4	3.74	5.30 *				
		5-7	3.74	5.30 *				
	Frozen - whole cleaned block 100% net weight	20-40 pc/kg		2.61	3.70 =	Italy cfr	Thailand	
40-60			2.61	3.70 =				
> 60			2.33	3.30 =				
Octopus/Poulpe/Pulpo <i>Octopus vulgaris</i>	Frozen - whole	T1		7.40	10.48 -	Spain wholesale	Morocco	
		T2		6.50	9.20 -			
		T3		6.40	9.06 -			
		T4		5.80	8.21 -			
		T5		5.20	7.36 -			
		T6		4.90	6.94 -			
		T7		4.50	6.37 -			
		T8		4.00	5.66 -			
		T9		3.80	5.38 -			
	Frozen - whole	T1		7.20	10.19 -	Spain wholesale	Mauritania	
		T2		6.30	8.92 -			
		T3		6.20	8.78 -			
		T4		5.60	7.93 -			
		T5		5.00	7.08 -			
		T6		4.70	6.65 -			
Fresh			6.00	8.49 *	Italy wholesale	Italy		
Baby Octopus	< 30		1.48	2.10 +	Italy wholesale cfr	Thailand		
Whole cleaned IQF 20% glaze	> 30		1.48	2.10 +				
CRUSTACEANS						October 2007		
Coldwater shrimp/ Crevette nordique/ Camarón boreal <i>Pandalus borealis</i>	Fresh - Pre-cooked	packed		11.25	15.93 =	Italy wholesale	Italy	
	Peeled Bulk	100-200 pc/lb	GBP	4.67	6.95	9.84 =	UK ddp	Norway
		150-250	GBP	4.23	6.29	8.90 =		
		200-300	GBP	3.90	5.80	8.21 =		
		250-350	GBP	3.70	5.52	7.81 =		
300-500		GBP	3.35	4.99	7.06 =			
Cooked - shell-on, 5 kg bulk	70-90 pc/lb	NOK	52.00	6.77	9.58 =	Norway exw		
	90-120	NOK	18.50	2.41	3.41 =			

Fish Species Trade Name	Product Form	Grading	Price per kg		Reference & Area	Origin	
			As stated	Euro US\$			
CRUSTACEANS (cont.)						October 2007	
Whiteleg shrimp/ Crevette pattes blanches/Camarón patiblanco <i>Penaeus vannamei</i>	Head-on, fresh cooked	30-50 pc/lb	5.70	8.07 *	France ex-cooking factory	Thailand/ Indonesia	
		40-60	5.03	7.12 *			
		60-80	4.20	5.95 *			
		80-100	4.08	5.78 *			
		100-120	3.98	5.63 *			
	Head-on, raw for cooking	30-40 pc/lb	4.52	6.40 *	France cfr	South/Central America	
		40-50	3.57	5.05 *			
		50-60	3.45	4.88 *			
		60-70	2.83	4.00 *			
		70-80	2.78	3.93 *			
80-100	2.74	3.88 *					
Giant river prawn/ Bouquet géante/ Langostino de río <i>Macrobrachium rosenbergii</i>	Heales, shell-off 20% net weight IQF	4-6 pc/lb	12.43	17.60 *	Germany cfr	India	
		6-8	10.42	14.75 *			
		8-12	7.45	10.55 *			
		13-15	6.99	9.90 *			
		16-20	5.69	8.05 *			
Black tiger/Crevette tigrée/Camarón tigre <i>Penaeus monodon</i>	Raw PD tail-off 100% net weight, true count	21-25 pc/lb	7.63	10.80 *			
		26-30	6.92	9.80 *			
		31-40	5.79	8.20 *			
		41-50	5.09	7.20 *			
	Head-on, fresh cooked	10-20 pc/lb	>	19.00	26.90 *	France ex-cooking factory	Madagascar
		20-30		15.50	21.94 *		
		30-40		13.75	19.47 *		
		40-60		11.25	15.93 *		
		60-80		9.00	12.74 *		
		80-100		8.25	11.68 *		
Deepwater rose shrimp Crevette rose du large/ Gamba de altura <i>Parapenaeus longirostris</i>	Fresh - whole	Medium	17.75	25.13 =	Italy wholesale	Africa	
Warmwater shrimp/ Crevette d'eau chaude/ Langostino, Gamba <i>Penaeus spp.</i>	Frozen, PD, IQF, 10% glaze	250-350 pc/lb	4.38	6.20 +	cfr	India	
	Frozen, PUD, IQF, 10% glaze	200-300 pc/lb	4.24	6.00 +	UK cfr		
Mantis shrimp/Squille/ Galera <i>Squilla mantis</i>	Live		7.05	9.98 -	Italy wholesale	Italy	
	Fresh		6.45	9.13 +			
American lobster/ Homard américain/ Bogavante americano <i>Homarus americanus</i>	Frozen whole cooked popsicle	250&275 gr/pc	CAN 19.50	14.04 19.87 =	Europe cif	Canada	
		300	CAN 19.50	14.04 19.87 =			
		325, 350 & 375	CAN 18.75	13.50 19.11 =			
		>400	CAN 21.00	15.12 21.40 =			
European lobster/ Homard européen/ Bogavante <i>Homarus gammarus</i>	Live		19.00	26.90 =	Italy wholesale	North America Imports	
		400-600 gr/pc	21.00	29.73 *			
Common spiny lobster/ Langouste/Langosta <i>Palinurus spp.</i>	Live	600-800	21.00	29.73 *	France delivered to vivier	Ireland	
			43.30	61.30 +			Italy wholesale
		37.50	53.09 *				

Fish Species Trade Name	Product Form	Grading	Price per kg		Reference & Area	Origin
			As stated	Euro US\$		
BIVALVES						October 2007
Peruvian calico scallop/ Pétoncle éventail/ Ostion abanico <i>Argopecten purpuratus</i>	Roe-on, IQF	10-20 pc/lb	7.06	10.00 -	European main ports cfr	Peru
	1 kg bags	20-30	5.65	8.00 -		
		30-40	4.94	7.00 -		
		40-60	4.24	6.00 -		
Musssel/Moule/Mejillón <i>Mytilus edulis</i>	Live - Bouchot - jutes bags	bulk	3.65	5.17 *	retail	France
	MAP packed		1.90	2.69 *	ex-farm	
Oyster/Huitre/Ostra <i>Crassostrea gigas</i>	Live		5.35	7.57 *	retail	Ireland
			2.75	3.89 *	delivered to packer	
	Live		4.25	6.02 =	Italy wholesale	Italy
			4.15	5.88 =		France
Scallop/Coquille Saint-Jacques/Vieira <i>Pecten jacobaeus</i> <i>Pecten maxima</i>	Live					Italy
	shell-on		10.90	15.43 =		
Scallop/Peigne/Peine <i>Chlamys spp.</i>	Fresh		11.35	16.07 =		Imports
						Italy
Razor shell/Couteau/Navaja <i>Solenidae</i>	Fresh		9.50	13.45 =		
Venus clam/Praire/Chirla - Venus gallina	Fresh		3.75	5.31 -		
Grooved Carpet shell/Palourde/Almeja fina <i>Venerupis semidecussatus</i>	Fresh		6.30	8.92 -		
Edible crab/Torteau/Buey de mar <i>Cancer pagurus</i>	Live - bulk	400-600 gr/pc	1.90	2.69 *	France delivered to vivier retail	Ireland
		600-800	1.90	2.69 *		
		400-600 gr/pc	6.90	9.77 *		
		600-800	6.90	9.77 *		
SALMON						October 2007
Atlantic salmon/ Saumon de l'Atlantique/ Salmón del Atlántico	Fresh - gutted, head-on Superior quality	1-2 kg/pc	3.50	4.95 *	France cif	Scotland
		2-3	3.30	4.67 -		
		3-4	3.60	5.10 -		
		4-5	3.60	5.10 -		
		5-6	3.60	5.10 *		
		6-7	3.30	4.67 *		
		1-2 kg/pc	3.32	4.70 -	ddp	Norway
		2-3	3.32	4.70 *		
		3-4	3.45	4.88 -		
		4-5	3.45	4.88 -		
		5-6	3.45	4.88 -		
		6-7	3.45	4.88 -		
		7-8	3.45	4.88 -		
Chum Salmon/Saumon chien/Keta <i>Oncorhynchus keta</i>	H&G, 50 lb/box IWP, semi-brite good meat colour	4-6 lb/pc	2.10	2.98 *	Spain cif	USA (Alaska)
		6-9	2.26	3.20 *		
TROUT						October 2007
Trout/Truite/Trucha <i>Salmo spp.</i>	Live - farmed	500-700 gr/pc	3.00	4.25 =	Italy ex-farm	Italy
	Fresh on ice - whole	0.5-0.8 kg/pc	HUF 1016	4.08 5.76 *	Hungary ex-farm	Hungary
Rainbow trout/ Truite arc-en-ciel/ Trucha arco iris <i>Oncorhynchus mykiss</i>	Live - farmed	250-400 gr/pc		2.90 4.11 =	Italy ex-farm	Italy

Fish Species Trade Name	Product Form	Grading	Price per kg		Reference & Area	Origin
			As stated	Euro US\$		
FRESHWATER FISH						October 2007
Nile perch/Perche du Nil/Perca del Nilo <i>Lates niloticus</i>	Fresh - fillet		7.00	9.91 =	Italy wholesale	Imports
		200-400 gr/pc	4.90	6.94 *	Europe cif	Tanzania/ Kenya
		400-700	4.90	6.94 *		
Pangas catfish/ Panga/Pez gato <i>Pangasius</i> spp.	Fillets - intervld, 10% glaze sknlss, bonlss, belly-off	120-170-220 gr/pc	2.01	2.85 *	Spain cfr	Viet Nam
	Fillets - IQF, white, 20%, 1kg poly bag	120-170-220 gr/pc	1.87	2.65 *		
Carp/Carpe/Carpa <i>Cyprinus</i> spp.	Fresh - gutted, skinless head-on	1-3 kg/pc	HUF 981	3.94 5.56 +	Hungary ex-farm	Hungary
	Fresh - guttd, sknlss, head-off		HUF 1051	4.22 5.96 +		
	Live - whole	1.5-5 kg/pc	HUF 572	2.29 3.24 +		
	Fresh - fillets		HUF 1752	7.03 9.94 +		
	Fresh on ice - slices		HUF 1227	4.92 6.96 +		
Bighead carp/Carpe à grosse tête/Carpa capezona <i>Aristichthys nobilis</i>	Fresh - fillet		HUF 630	2.53 3.57 +		
	Fresh - slices		HUF 525	2.11 2.98 +		
	Fresh - whole gutted, scaled, head-off	1-3 kg/pc	HUF 455	1.83 2.58 +		
European eel/ Anguille d'Europe/ Anguila europea <i>Anguilla anguilla</i>	Live	Small	12.50	17.70 =	Italy wholesale	Italy
		Large	13.15	18.62 =		
NON-TRADITIONAL SPECIES						October 2007
Picked dogfish Aiguillat commun/ Mielga <i>Squalus acanthias</i>	Fresh - skin-off		10.75	15.22 =	Italy wholesale	Northern Europe
Grouper/Mérou/Mero <i>Epinephelus flavocoeruleus</i>	Fresh		14.00	19.82 =		Italy
			13.50	19.11 =		Imports
John dory/Saint Pierre/ Pez de San Pedro <i>Zeus faber</i>	Fresh		17.15	24.28 -		Italy
			19.45	27.54 -		Imports
Red scorpionfish/ Rascasse rouge/ Cabracho <i>Scorpaena scrofa</i>	Fresh		18.00	25.48 =		Italy
			20.00	28.31 =		
Striped mullet/ Rouget-barbet de vase/ Salmonete de fango <i>Mullus barbatus</i>	Fresh	Large	9.00	12.74 -		
		Small	3.60	5.10 =		
Red mullet/ Rouget-barbet de roche/ Salmonete de roca <i>Mullus surmuletus</i>	Fresh	Large	16.50	23.36 =		
		Small	11.60	16.42 =		
SEABASS						October 2007
Seabass/Bar, Loup/Lubina <i>Dicentrarchus labrax</i>	Fresh - whole	200-300 gr/pc	3.40	4.81 =	Greece fob	Greece
		300-450	4.40	6.23 =		
		450-600	4.70	6.65 =		
		600-800	6.20	8.78 =		
		800-1000	9.00	12.74 =		
		> 1000	11.00	15.57 =		

Fish Species Trade Name	Product Form	Grading	Price per kg		Reference & Area	Origin
			As stated	Euro US\$		
SEABASS (cont.)						October 2007
Seabass/Bar, Loup/Lubina <i>Dicentrarchus labrax</i>	Fresh - whole	200-300 gr/pc	3.60	5.10 =	Italy cif	Greece
		300-450	4.60	6.51 =		
		450-600	4.90	6.94 =		
		600-800	6.40	9.06 =		
		800-1000	9.20	13.02 =		
		> 1000	11.20	15.86 =		
		200-300 gr/pc	3.66	5.18 =	France cif	
		300-450	4.66	6.60 =		
		450-600	4.96	7.02 =		
		600-800	6.46	9.15 =		
		800-1000	9.26	13.11 =		
		> 1000	11.26	15.94 =		
		200-300 gr/pc	3.65	5.17 =	Spain cif	
		300-450	4.65	6.58 =		
		450-600	4.95	7.01 =		
		600-800	6.45	9.13 =		
		800-1000	9.25	13.10 =		
		> 1000	11.25	15.93 =		
		200-300	3.73	5.28 =	Germany cif	
		300-450	4.73	6.70 =		
		450-600	5.03	7.12 =		
		600-800	6.53	9.24 =		
		800-1000	9.33	13.21 =		
		> 1000	11.33	16.04 =		
200-300 gr/pc	3.70	5.24 =	Portugal cif			
300-450	4.70	6.65 =				
450-600	5.00	7.08 =				
600-800	6.50	9.20 =				
800-1000	9.30	13.17 =				
> 1000	11.30	16.00 =				
200-300 gr/pc	3.85	5.45 =	UK cif			
300-450	4.85	6.87 =				
450-600	5.15	7.29 =				
600-800	6.65	9.41 =				
800-1000	9.45	13.38 =				
> 1000	11.45	16.21 =				
SEABREAM						October 2007
Gilthead seabream/ Dorade royale/Dorada <i>Sparus aurata</i>	Fresh - whole	200-300 gr/pc	3.10	4.39 =	Greece fob	Greece
		300-450	3.60	5.10 =		
		450-600	4.00	5.66 =		
		600-800	5.20	7.36 =		
		800-1000	8.00	11.33 =		
		> 1000	11.00	15.57 =		
		200-300 gr/pc	3.30	4.67 =	Italy cif	
		300-450	3.80	5.38 =		
		450-600	4.20	5.95 =		
		600-800	5.40	7.64 =		
		800-1000	8.20	11.61 =		
		> 1000	11.20	15.86 =		

Fish Species Trade Name	Product Form	Grading	Price per kg		Reference & Area	Origin
			As stated	Euro US\$		
SEABREAM (Cont.)						October 2007
Gilthead seabream/ Dorade royale/Dorada <i>Sparus aurata</i>	Fresh - whole	200-300 gr/pc	3.36	4.76 =	France cif	Greece
		300-450	3.86	5.46 =		
		450-600	4.26	6.03 =		
		600-800	5.46	7.73 =		
		800-1000	8.26	11.69 =		
		> 1000	11.26	15.94 =		
		200-300 gr/pc	3.35	4.74 =	Spain cif	
		300-450	3.85	5.45 =		
		450-600	4.25	6.02 =		
		600-800	5.45	7.72 =		
		800-1000	8.25	11.68 =		
		> 1000	11.25	15.93 =		
		200-300 gr/pc	3.43	4.86 =	Germany cif	
		300-450	3.93	5.56 =		
		450-600	4.33	6.13 =		
		600-800	5.53	7.83 =		
		800-1000	8.33	11.79 =		
		> 1000	11.33	16.04 =		
		200-300 gr/pc	3.40	4.81 =	Portugal cif	
		300-450	3.90	5.52 =		
450-600	4.30	6.09 =				
600-800	5.50	7.79 =				
800-1000	8.30	11.75 =				
> 1000	11.30	16.00 =				
200-300 gr/pc	3.55	5.03 =	UK cif			
300-450	4.05	5.73 =				
450-600	4.45	6.30 =				
600-800	5.65	8.00 =				
800-1000	8.45	11.96 =				
> 1000	11.45	16.21 =				



GLOBEFISH

Food and Agriculture Organization of the United Nations
Fishery Industries Division
Viale delle Terme di Caracalla
00100 Rome, Italy
Tel: +3906 570 53288
Fax: +3906 570 55188
www.globefish.org