

Size-dependent Transmission of Aerosols in an ARI Aerosol Mass Spectrometer

Aug. 17, 2004

Kori Moore

Utah State University

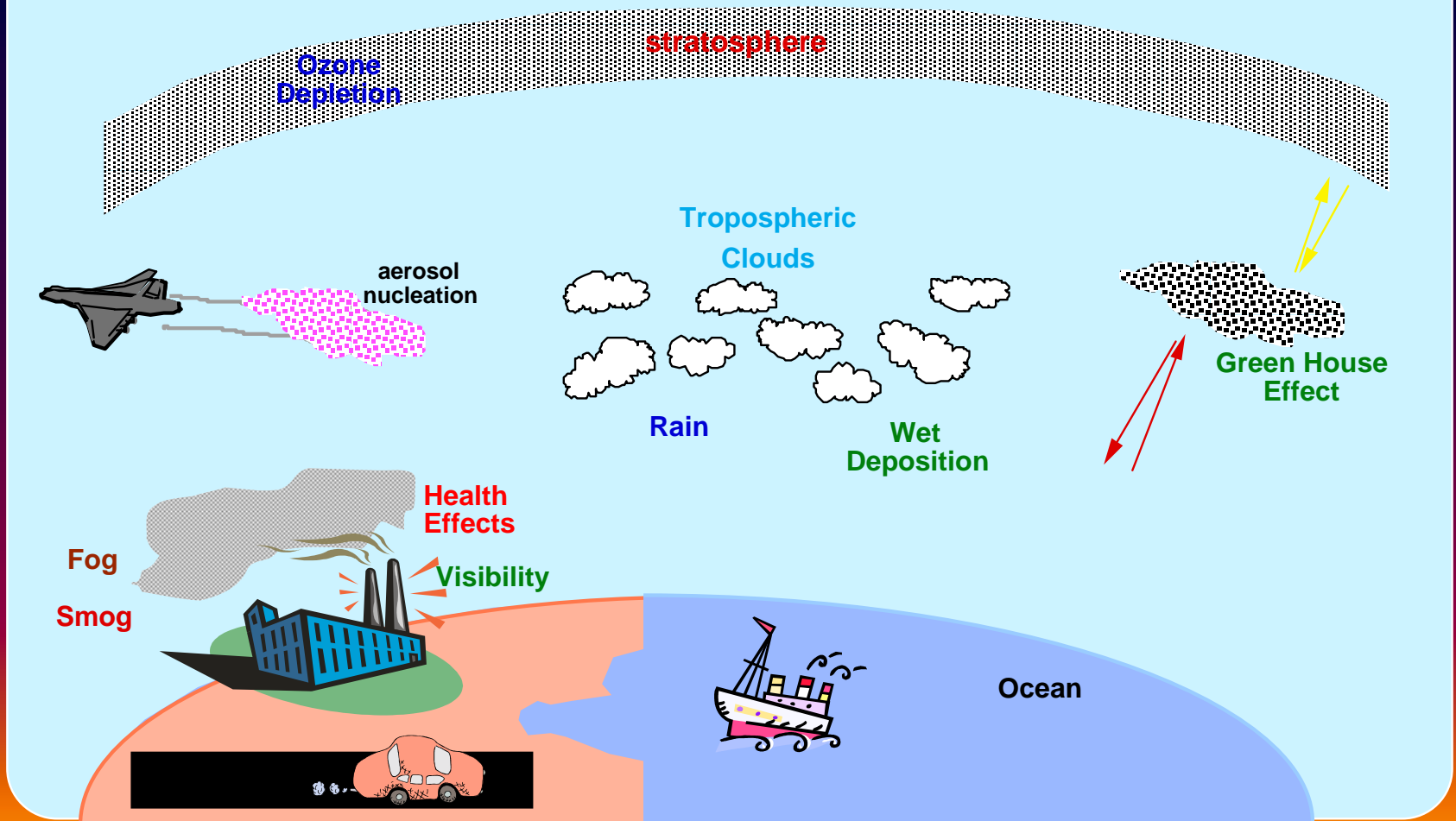
Aerodyne Research Inc.

Outline

- Aerosols
- ARI Aerosol Mass Spectrometer
- NEAQS-ITCT 2004
- Supermicron Aerosol Project
 - Particle Transmission
 - Preliminary Conclusions and Future Work
- Acknowledgements

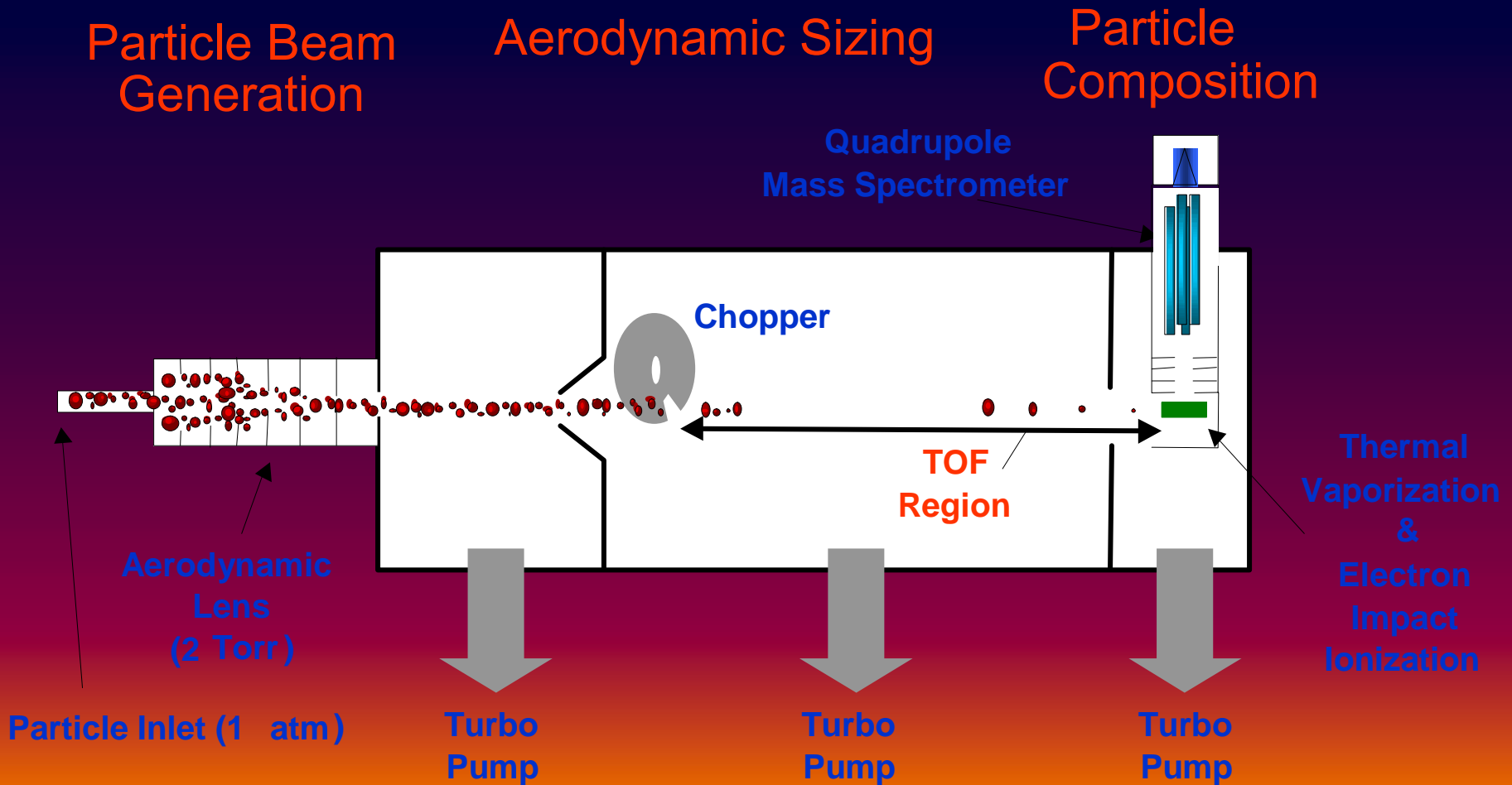
Aerosol: solution of particles suspended in a gas

Sources and Effects of Particles in the Atmosphere



➔ *Effects depend critically on size & chemical composition*

ARI Aerosol Mass Spectrometer



AMS Schematic

ARI Aerosol Mass Spectrometer

- Definitions

- Geometric diameter – true diameter, D_p
- Classical Aerodynamic diameter –

$$D_a = \sqrt{\frac{\rho}{\chi\rho_0}} D_p$$

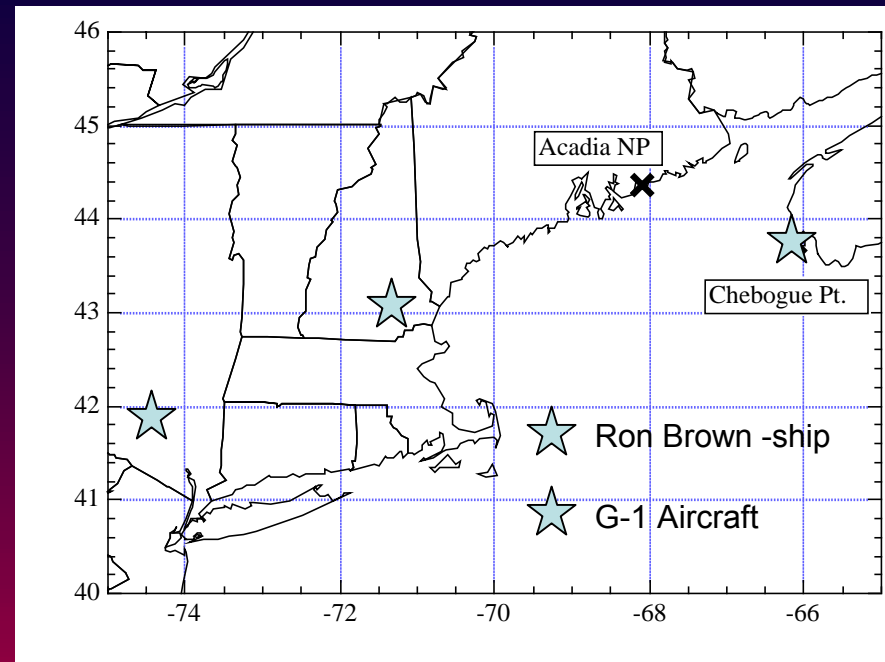
- Vacuum Aerodynamic diameter –

$$D_{va} = \frac{\rho}{\chi\rho_0} D_p$$

Where ρ is the particle density, ρ_0 is unit density ($\rho_0 = 1 \text{ g/cm}^3$), and χ is the particle dynamic shape factor.

NEAQS-ITCT 2004

- New England Air Quality Study - Intercontinental Transport and Chemical Transformation 2004
 - ARI set up an AMS on DOE's G-1 Aircraft
 - ARI manned AMSs in Nova Scotia, Canada and on NOAA's Ron Brown



★ Platform locations w/ AMS

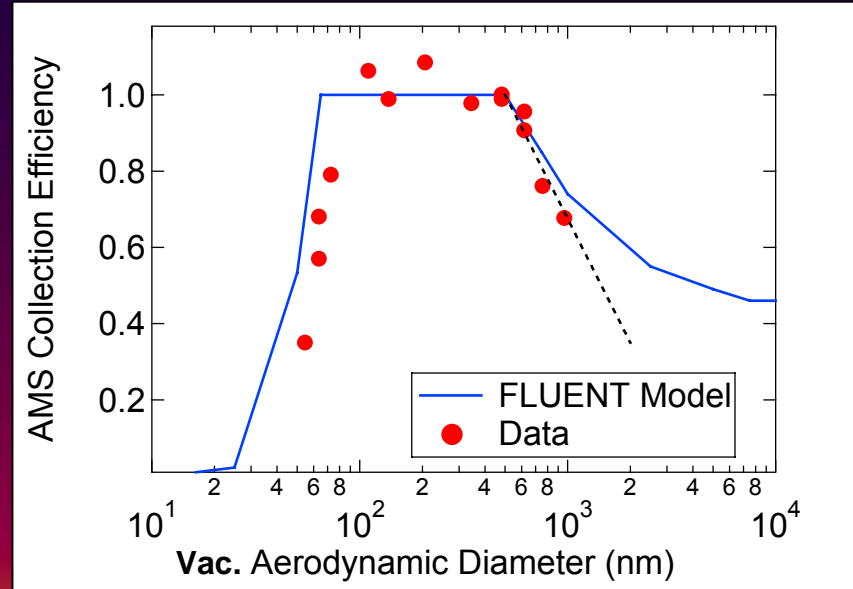
Nova Scotia Site

- Design and install inlet system
- Spatially organize instruments
- Prepare trailer for shipping



Supermicron Aerosol Project

- Goal: Adjust the AMS inlet to pass particles larger than 1 μm
- Particles $>\sim 1 \mu\text{m}$ lost at orifice

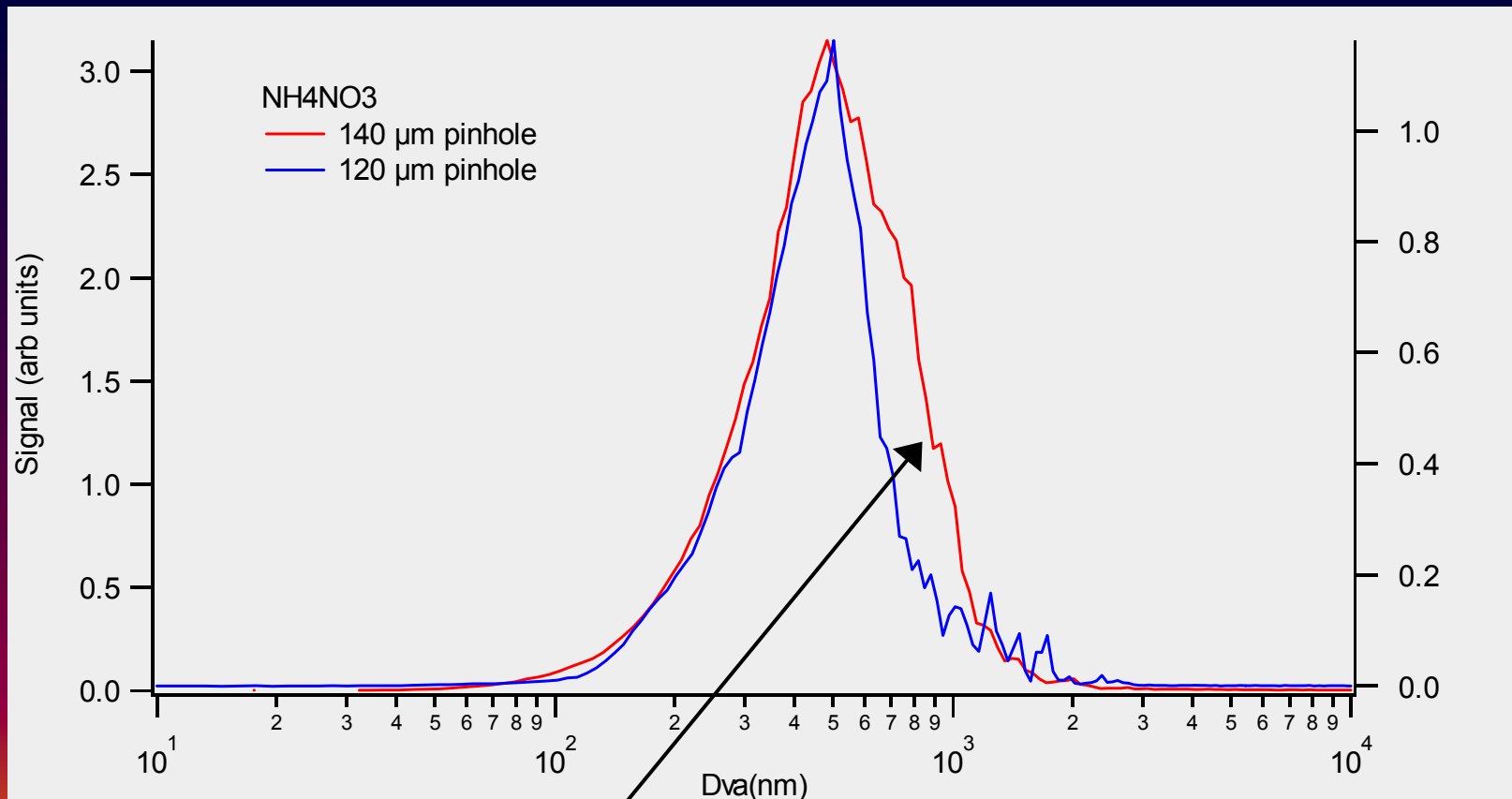


AMS Sampling Efficiency vs. Particle Size

- Objective: Make an orifice that transmits 1-10 μm particles

Particle Transmission

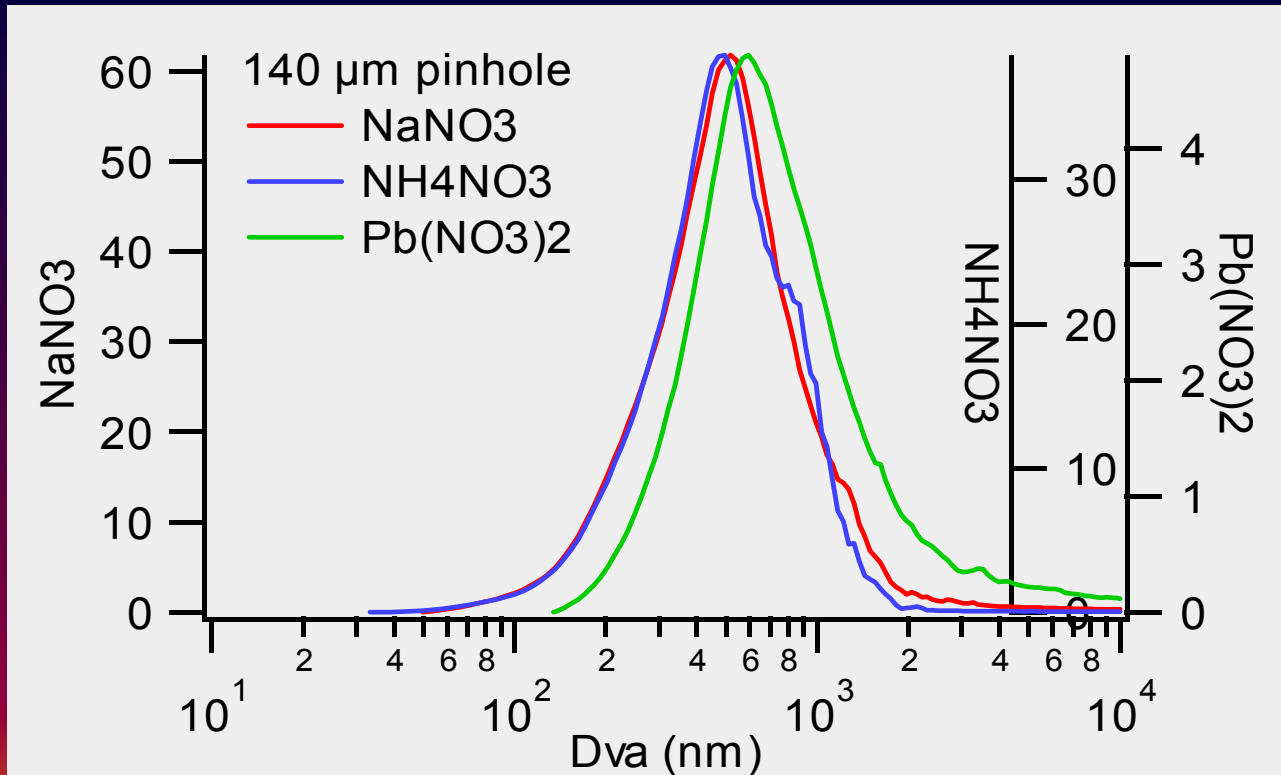
Orifice Size: 140 μm pinhole vs. 120 μm pinhole



More larger particles are able to pass through the 140 μm pinhole than the 120 μm pinhole => step in right direction

Particle Transmission

Compounds w/ different densities



Densities

$\text{NH}_4\text{NO}_3 = 1.72 \text{ g/cm}^3$

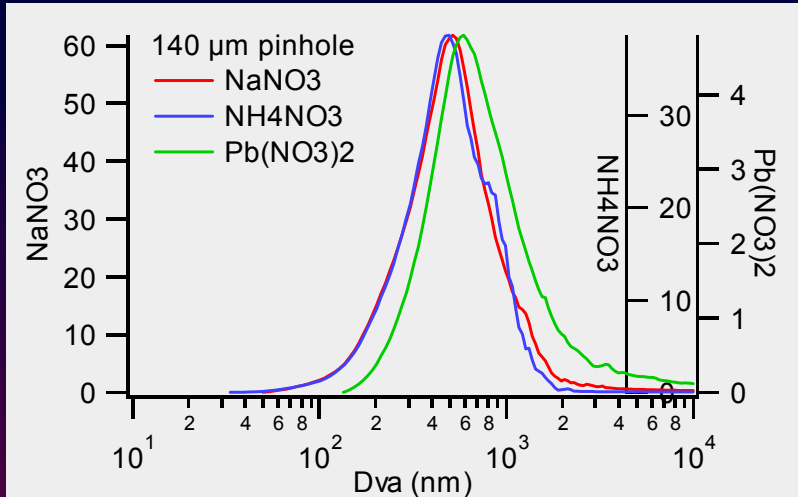
$\text{NaNO}_3 = 2.26 \text{ g/cm}^3$

$\text{Pb}(\text{NO}_3)_2 = 4.53 \text{ g/cm}^3$

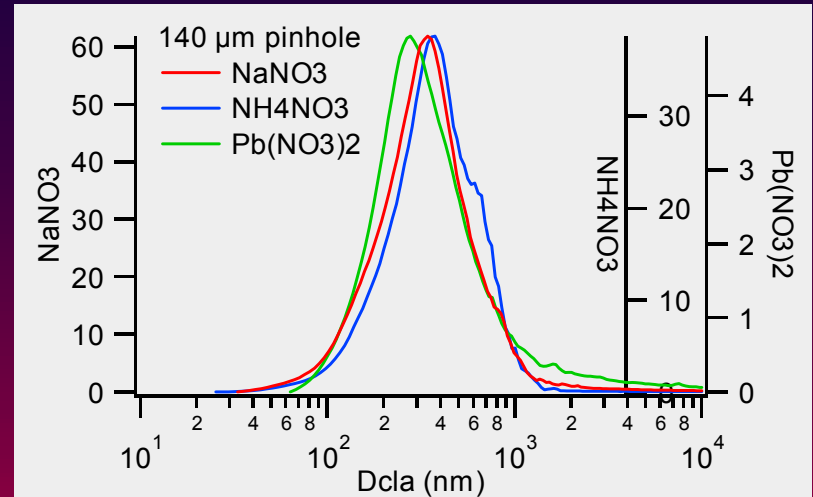
Particles w/ different densities and same diameter have different transmission efficiency => density likely plays a role

Particle Transmission

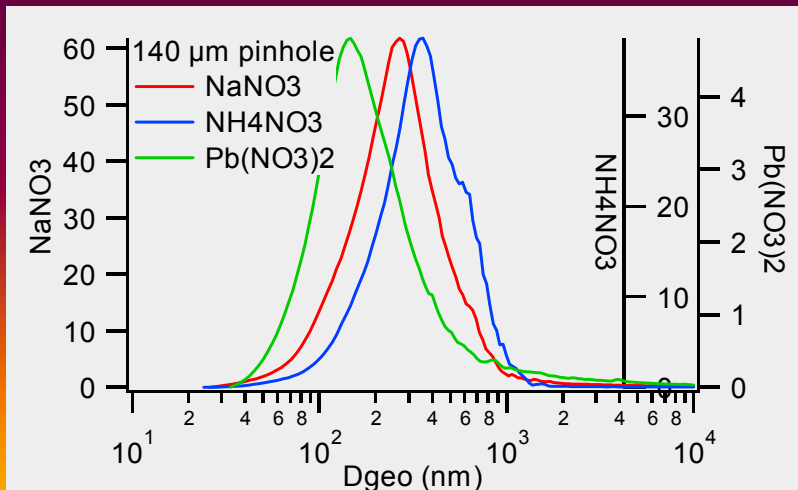
Which diameter determines the cutoff?



Vacuum Aerodynamic diameter – loosely grouped transmission



Classical Aerodynamic diameter - closely grouped transmission



Geometric diameter - wide spread transmission

Preliminary Conclusions

- Larger orifice slightly increases transmission of larger particles
- Particle transmission cutoff determined by classical aerodynamic diameter


Future Experiments

- Larger orifices – 160+ μm
- Laser spectrometry system

Acknowledgements



- GCEP Program
 - Jeff Gaffney, Milton Constantin, Mary Kinney
- Aerodyne Research Inc.
 - Leah Williams, Maragaret Farrar, Doug Worsnop, Phil Mortimer, John Jayne
- Liz



Auxiliary Information

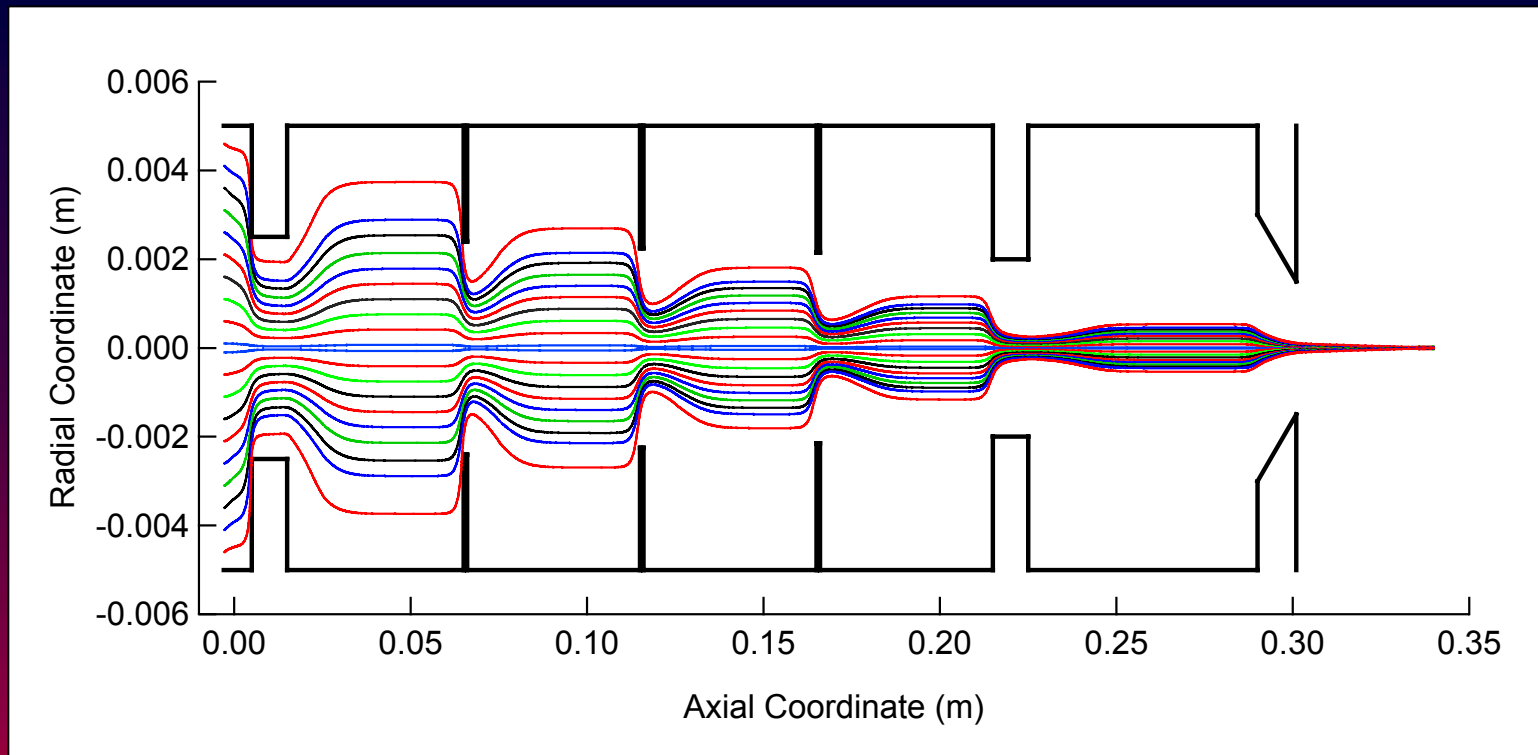
Aerosol Generation System

- Creates particles from 50 nm to $>25\ \mu\text{m}$
- Components
 - Medical Nebulizer
 - Dryer tube
 - $\text{PM}_{2.5}$ cyclone



Auxiliary Information

AMS Lens Schematic



Larger particles unable to move out as far with each succeeding plate/pinhole => focusing of particles

Based on work by Liu *et al.*, 1995

References

- Liu, P. Ziemann, P. J., Kittelson, D. B., and McMurry, P. H. (1995). Generating Particle Beams of Controlled Dimensions and Divergence: I. Theory of Particle Motion in Aerodynamic Lenses and Nozzle Expansions, *Aerosol Sci. Tech.* 22:293-313.