

Yellowstone Today



Official Newspaper of Yellowstone National Park

Winter 2001/2002

Graphic removed to allow faster downloading.

Contents

ACTIVITIESCenter Section	
General Safety	2
MAP	Back Cover
Park Issues	8
Services	10–11
Snowmobiling	6
Skiing & Snowshoeing	5
Thermal Areas in Winter	7
Winter Highlights	3
Winter Safety Tips	4
Winter Wildlife	7

Enjoy Yellowstone's Winter Wonderland Safely

NPS photo/B. Suderman

Snow and cold combine with natural wonders to create an incomparable winter experience in Yellowstone. Prepare yourself well to enjoy your winter visit safely.

- Use extra care near canyons, waterfalls, thermal areas, overlooks, and wildlife.
- Watch your children. Your hand and voice may be too far away once your child leaves your side.
- The only road open for year-round

automobile travel is the Gardiner, MT–Cooke City, MT road (North Entrance to 7 miles east of the Northeast Entrance). Snow tires or chains are always recommended and at times may be required.

- Snowmobiles and snowcoaches are permitted only on groomed roadways; sidehilling and off-road travel are illegal.
- Privately owned and operated snowmobiles must be registered according

to the laws of the operator's state of residence and have a muffler in good working order (see page 6).

- Operators must have a valid state motor vehicle driver's license.
- Before beginning your trip—whether on snowmobile, skis, or snowshoes—obtain an up-to-date road and weather report.

Additional tips for safe snowshoeing, skiing, and snowmobiling are on pages 4-6.

International Visitors

Le Parc national de Yellowstone présente des risques particuliers. Regardez la page 2. Des renseignements en français sont disponibles aux centres des visiteurs dans le parc et aux kiosques d'entrée.

Der Yellowstone National Park hat gewisse Gefahren. Sehen Sie Seite 2. Sie können Information auf Deutsch an den Besucherzentren und Parkeingängen bekommen.

Existen peligros únicos en el Parque Nacional Yellowstone. Vea página 2. Se puede conseguir información en español en los Centros de Visitantes y las entradas.

イエローストーン国立公園には、独特の注意事項があります。2ページを参照して下さい。公園乗客センターには日本語の公園情報が用意されています。

Map & spring plowing schedule on back page.

**Park
Information**
307-344-7381
www.nps.gov/yell

**Emergency
Dial 911**

Printed on recycled paper with soy ink

You Need to Read This Page!

Winter 2001/2002

CAUTION: Scalding Water

Beautiful but deadly: Yellowstone's thermal features can kill you. Their waters are frequently near or above boiling. The crust surrounding them is thin and breaks easily, and often overlies more scalding water. People have died in these pools. Be safe, be careful—enjoy the thermal areas from a distance.

- **You must stay on boardwalks and designated trails.** They exist to protect you and to preserve delicate formations.
- Pets are prohibited in thermal areas.
- Swimming or bathing is prohibited in thermal pools or streams where water flows entirely from a thermal spring or pool.
- Where swimming is allowed, swim at your own risk. Thermal waters may contain organisms known to cause infections and/or amoebic meningitis, which can be quickly fatal. Obtain more information at any ranger station or visitor center.

Watch for Ice on Roads and Trails

- **Only two roads in the park are plowed:**
Between the North Entrance and Cooke City, Montana
From Mammoth Hot Springs to the parking area at the Upper Terraces
 - They are maintained only during daylight hours and may close during severe storms.
 - Expect snowpack, ice, frost heaves, drifts.
 - Snow tires or tire chains may be required and are always recommended.
- Speed limit for all vehicles, including snowmobiles, is **45 mph (73 kph)**, lower where posted.
- Do not stop on the road and block traffic when viewing wildlife or scenery. **Please use pullouts.**
- **Trails and overlooks may be icy and dangerous. Obey trail closures.** Proceed cautiously at all times and watch your children.

Attention Anglers

The fishing season in Yellowstone National Park closed on the first Sunday in November and will reopen the last Saturday in May.

Avalanches

Avalanches occur throughout Yellowstone on slopes 25° or steeper. Be especially alert for them if you are snowmobiling over Sylvan Pass or if you are skiing or snowshoeing in the backcountry. It is your responsibility to check conditions before beginning a trip, and to know the warning signs, safety rules, and how to respond should you or one of your party be caught in an avalanche. **See page 4 for more information.**

Backcountry Permits

Permits are required for **overnight backcountry use**. Obtain them in person up to 48 hours in advance from any ranger station. Rangers will provide information on weather, trails, snow conditions, and any special winter hazards. Backcountry winter campers must carry stoves and fuel for cooking and melting snow; no wood fires allowed.

High Altitude

Most of the park is above 7,500 feet (2,275 m). Allow time to acclimate and drink plenty of liquids. Be aware of your physical limitations. Don't overexert; drink plenty of water to forestall the dehydrating effects of the park's dry climate. Stop and rest frequently.

Hypothermia and Frostbite

Know the warning signs of hypothermia and frostbite and treatment for both. They occur when you are exposed to cold temperatures, wind, and when you lack sufficient layers of clothing and appropriate gear.

Hypothermia is a rapid loss of body heat that can cause death if not treated. Early warning signs include shivering, slurred speech, memory lapses, drowsiness, and exhaustion. Know these warning signs and how to treat them. Seek help as soon as you can.

Frostbite can permanently damage tissue and affect functional use of fingers, toes, nose, ears, or other extremities. Protect yourself with warm, layered clothing and frequent stops to warm up.

Pets

Pets must be leashed. They are prohibited on all trails, in the backcountry, and in thermal basins. Pets are not allowed more than 100 feet from a road or parking area. Leaving a pet unattended and/or tied to an object is prohibited.

Winter Camping

Winter car-camping is available only at Mammoth Campground (accessible via the North Entrance). Heated restrooms and water are available; wood fires allowed. No overnight camping or stopping allowed outside of this designated campground. Primitive winter camping is available at Old Faithful on a limited basis and at backcountry sites. No facilities. Permit required. (See above.)

Weapons

No firearms or weapons, including state-permitted concealed weapons, are allowed in Yellowstone. However, unloaded firearms may be transported in a vehicle when the weapon is cased, broken down or rendered inoperable, and kept out of sight. Ammunition must be placed in a separate compartment of the vehicle.

Don't Do It!

Your visit may be marred by tragedy if you violate park rules. Law enforcement rangers strictly enforce park regulations to protect you and the park. Please help keep our contacts with you positive by obeying park regulations and avoiding these problems:

- speeding (radar enforced)
- driving while intoxicated (open container law enforced)
- failing to remove detachable side mirrors when not pulling trailers
- traveling off-road by vehicle or bicycle
- improperly storing food
- violating camping regulations & rules
- having pets off leash or on trails and boardwalks
- littering
- swimming in thermal pools
- traveling off boardwalks in thermal areas
- removing or possessing natural (flowers, antlers, etc.) or cultural (artifacts) features
- violating fishing regulations
- feeding or approaching wildlife
- spotlighting elk, deer, or other wildlife (viewing animals with artificial light)
- calling in elk by imitating bugles or using buglers
- howling like a wolf

Violations of park regulations can result in a fine and/or court appearance.

Stay Away from Wildlife

Yellowstone is not a zoo and the animals are not tame. **Do not approach any wildlife.** View them from the safety of your vehicle. If an animal reacts to your presence, you are too close.

Keep your distance and stay safe—and you will be rewarded by seeing more of an animal's natural behavior and activity. This is especially important in winter: Cold and deep snow can make finding food difficult and any extra movement costs animals precious energy.

Each year park visitors are injured by wildlife when they approach animals too closely. **You must stay at least 100 yards (91 m) away from bears and at least 25 yards (23 m) away from all other animals—including bison, elk, bighorn sheep, deer, moose, wolves, coyotes.**

BISON are unpredictable and dangerous; they weigh up to 2,000 pounds (900 kg) and sprint 30 miles per hour (48 kph). Visitors are injured every year.

COYOTES quickly learn habits like roadside feeding. This may lead to aggressive behavior toward humans and can increase the risk of the coyote being poached or hit by a vehicle.

BEARS may be out in early and late winter. Be alert for tracks and sign; do not approach carcasses. If you observe a bear or bear sign, report it to a park ranger as soon as possible.

RAVENS have learned to unzip or unsnap packs of snowmobilers and other visitors. Do not allow these birds access to your food.

WILDLIFE HAVE THE RIGHT OF WAY!

- If you are snowmobiling, follow the guidelines on page 6.
- If you are skiing or snowshoeing, stop or detour around animals.

Emergency: dial 911 • Park Information: 307-344-7381

Welcome to Winter

Winter 2001/2002

Facts & Tips

Graphic removed to allow faster downloading.

- Area: approximately 2.2 million acres or 3,472 square miles in Wyoming, Montana, and Idaho
- Elevations: 5,300 ft (1,608 m) at the North Entrance to almost 11,358 feet (3,640 m) at Eagle Peak on the east boundary; most roads lie at 7,500–8,000 feet (2,275–2,427 m)
- Speed limit: 45 mph (73 kph) or lower where posted
- Yellowstone Lake: about 110 miles (170 km) of shoreline and approximately 136 square miles (354 sq km) of surface area
- Thermal features: About 10,000 thermal features are known, including more than 300 geysers
- General park information: 307-344-7381 (long distance from some park locations)
- Lodging and services: 307-344-7311 (long distance from some park locations)
- Yellowstone National Park Official Web Site: www.nps.gov/yell
- Winter temperatures often hover near zero throughout the day, occasionally reaching highs in the 20s. Subzero nighttime lows are common.
- The lowest recorded temperature is -66°F at the West Yellowstone station on February 9, 1933
- For most of the park, annual snowfall averages close to 150 inches. At higher elevations, amounts are normally well over 200 inches annually, and, in some locations, over 400 inches. In contrast, the Lamar Valley often has less than 24 inches on the ground.
- As many as 2,000 snow machines, including track-conversion vehicles and snowcoaches, operate on a busy day in the park.

Graphic removed to allow faster downloading.

Geysers & Hot Springs

An unparalleled array of geothermal phenomena—geysers, hot springs, mud pots, and steam vents—are evidence of a volcanic past and the active earth beneath our feet. Many of the most famous features can be found between Mammoth Hot Springs and Old Faithful. Thermal areas include Mammoth Hot Springs, Norris Geyser Basin, Fountain Paint Pot, Midway Geyser Basin, and the Old Faithful area. West Thumb Geyser Basin is 17 miles east of Old Faithful; Mud Volcano is north of Yellowstone Lake.

In winter, the clash of extreme heat and cold creates extraordinary beauty—ghost trees, ice cones, eruptions seemingly amplified in the frigid air to several times their summer height. Warm ground, steam, and hot water run-off create microclimates; in places, plants grow in summer-like lushness. Animals are drawn to thermal areas because food is easier to find.

You may be surprised to see puffs of steam at random locations. Countless tiny thermal features elude detection by summer visitors, but winter reveals and highlights their presence. Other clues to thermal influence include patches of bare ground, ice-free streams or ponds, and frozen spray where no waterfall exists.

Grand Canyon of the Yellowstone

The Yellowstone River has carved a great canyon through rocks altered by thermal activity. Snow clings to canyon walls in patterns determined by pinnacles, ridges, gullies, and slopes. Deep in the canyon, steam plumes mark locations of hot springs, geysers, and fumaroles. The roar of the Upper and Lower Falls is muffled behind massive sheets of ice. Water seems frozen in motion, as though instantly transformed from towering falls to icicle. At the base of the Lower Falls, spray freezes and grows into an ice cone that sometimes reaches half the height of the falls. Overlooks along the North and South Rims offer views of different portions of the canyon and of the Lower Falls.

Lake Area

Yellowstone Lake is North America's largest high-altitude lake. During winter, its 136 square miles (354 sq km) of surface freeze solid from shore to shore (except for isolated spots of thermal activity). Freeze-up is a gradual process in such a large body of water. Water temperature gradually drops, cold water sinks as warm water rises, and the process continues until the water is uniformly cold enough to freeze.

Although shallow lagoons or bays may freeze earlier, widespread freeze-up takes place after a subzero night. On average, the lake is ice-locked by December 25. Between freeze-up and the accumulation of insulating snow, solar radiation causes heating and expansion of the vast sheet. The lake “sings” as ice creaks, pops, and groans in the stillness.

This vast body of water is a complex system influencing climate, plants, and animals over a far greater area than its shoreline boundaries. Set beneath the Absaroka Mountains, it defines the essence of winter — a wilderness snowscape, harshly beautiful.

Viewing Wildlife

Yellowstone is home to a variety and abundance of wildlife unparalleled in the lower 48 states. The numbers and variety of animals you see are largely a matter of luck and coincidence. As you travel snow-covered roads by snowmobile or snowcoach, look for birds along the waterways, elk and bison in the thermal areas, and coyotes almost anywhere. Along the road between Gardiner and Cooke City, Montana, you may see large numbers of elk and bison. This is also the area where wolves are seen most frequently. See page 7 and the insert “Yellowstone Tracker” for more information about wildlife in winter and how to view them.

Often, a visit is most remembered and enjoyed for the discoveries made on your own. Patience and alertness may bring you moments of extraordinary beauty or reveal the story of a jumble of tracks in the snow. May your visit be safe, rewarding, and special.

NPS photo

Graphic removed for faster downloading.

Your
FEE
Dollars
at Work

In 1996, Congress authorized a pilot fee program to demonstrate the feasibility of spreading some of the costs of managing public lands among those who use them. Yellowstone and Grand Teton are 2 of 100 National Park Service units that were selected to participate in the new fee program. The additional funds generated by the fee increase are being used for projects that the parks have been unable to fund in the past through yearly Congressional allocations.

Entrance and campground fees are dedicated to projects that increase the quality of the visitor experience and enhance the protection of park resources. Examples of projects underway include major renovation of Canyon Visitor Center including the development of new geology exhibits, replacing outdated audiovisual equipment at Old Faithful Visitor Center, campground and amphitheater upgrades, and natural and cultural resource studies.

Accessibility Guide Available



A free *Visitors Guide to Accessible Features in Yellowstone National Park* is available at all entrance stations and visitor centers in the park. This guide describes which facilities have been judged to be negotiable for wheelchair users. Additional facilities are being made accessible as quickly as possible within funding limitations.

For more information, write to:
Park Accessibility Coordinator
P.O. Box 168, Yellowstone National Park, WY 82190;
TDD only (Telecommunications Device for the Deaf)
307-344-2386

Winter Safety Tips

Winter 2001/2002

Graphic removed to allow for faster downloading.

Please leave the ski tracks for the skiers; don't walk or snowshoe in them.

Weather

Yellowstone's weather is known for its unpredictability and sudden changes. Obtain information on current weather conditions and forecasts at visitor centers or ranger stations. Be prepared for a range of conditions, especially if you will be out for several hours or overnight. Know the locations of warming huts and phones (see the map on the back page). Plan your trip carefully and follow your plan.

Avalanches

- Avalanches are possible on hillsides or in canyons with slopes of 25–45°.
- When travelling through such areas, do not bunch up—spread out.
- Avalanches are more likely to occur during or after heavy fresh snowfall, high winds, or extreme temperature changes.
- Call the Gallatin National Forest Avalanche Center, 406-587-6981, for recorded avalanche advisories for Bozeman, Livingston, West Yellowstone, and Gardiner; or check with a local ranger for a current forecast.
- Avalanche hazard can be high on roads between the East Entrance and Fishing Bridge Junction, on Dunraven Pass, on trails in the Cooke City vicinity, and in many areas of the backcountry. Learn about avalanche mechanics, safe travel methods, and rescue procedures.

NPS photo/Jim Peaco

For Skiers and Snowshoers

- **Evaluate your party's capabilities.** Plan your outing so that everyone will enjoy it.
- Know your **equipment's capabilities and weaknesses** and be prepared to repair it.
- **Never closely approach geysers, hot springs, or mud pots.** You may fall through overhanging snow ledges or thin crust. Do not leave designated trails in geothermal areas.
- **Beware of icy conditions** on downhill grades leading into thermal areas. Side-step or walk down the hill rather than risk skiing out of control into a boiling pool.
- **When crossing frozen lakes, use extreme caution** and check ice thickness by prodding with a ski pole. Ice, snow covered or not, may be thin, especially near inlets, outlets, and waters warmed by thermal activity. Crossing rivers may be dangerous; some have bridges and some do not. Ask a ranger about local crossings.
- **Do not approach wildlife.** Wild animals are unpredictable; if they charge, you can't outrun them in deep snow. If they run, you are forcing them to use energy they need to survive.
- The 1988 fires burned near or across many ski trails and destroyed the trunks and root systems of many trees, creating **hazardous standing snags, which could fall with little warning.** Be alert for this possibility, and stay on established trails in these areas.
- **Exertion in dry mountain air can dehydrate you.** Carry and drink two quarts of water a day. Carry gear to melt water from snow or dip it out of a stream from a safe distance with a ski pole. Boil water from lakes or streams to reduce the chance of infection from water-borne diseases.
- **Learn as much as you can about winter survival.** Talk with park rangers before you leave on any trip. Many good books are also available on this topic.
- **Follow basic ski etiquette: skiers going uphill yield to those going downhill.**

- **Let someone know where you are going.**
- On groomed roads used by snowmachines, keep to the right.
- Most backcountry trails are marked for summer use. Orange metal markers attached to trees may be difficult to find in winter.
- If you venture into the backcountry, carry a USGS topographic map and a compass—and know how to use them.
- Even on a well-marked trail, you can become lost easily in a whiteout or blizzard.
- Attempt off-trail travel only if you are completely familiar with the specific area where you will be skiing.
- When planning your trip, obtain specific information on conditions at the area's ranger station, backcountry office, warming hut, or visitor center.
- Most of the park is above 7,000 feet. If you are coming from lower elevations, acclimate yourself and test your capabilities by taking short day trips before considering longer excursions.

For Snowmobilers

- Travel in groups; emergencies are more easily handled than if you are alone.
- Dress for extreme cold. Items essential for snowmobilers include: helmet, face mask, heavily insulated gloves or mittens, felt-lined boots, and a heavily insulated snowmobile suit. Avoid tight-fitting garments; they restrict circulation and increase the possibility of frostbite.
- Carry extra food for 12 hours beyond your planned trip, extra fuel, drive belt, spark plugs and appropriate tools, plus extra parts that frequently break down or wear out on your machine. Always include a flashlight, matches and a first aid kit. Repair services are not available in the park except for minor repairs and parts at Old Faithful.
- Know the locations of warming huts, snowmobile gas, visitor centers, and public phones (see the back page of this newspaper).
- Before starting your trip, check on road and weather conditions. Blowing and drifting snow can be especially hazardous in Hayden Valley (between Canyon and Fishing Bridge junctions) and on Swan Lake Flats (approximately 4 mi [6.4 km] south of Mammoth Hot Springs).
- Avalanches may occur on steep hills or in canyons. When travelling through such areas, do not bunch up—spread out. Avalanches are more likely to occur during or after heavy fresh snowfall, high winds, or extreme temperature changes.
- Hazardous conditions may temporarily close Sylvan Pass (between the East Entrance and Fishing Bridge Junction). The road from Tower Junction to the Washburn Hot Springs Overlook, 4 miles (6.4 km) north of Canyon Junction, is closed to snowmobiling due to avalanche danger.

Wild Animals Have the Right of Way!

- If bison or other wildlife are on the road, stop at least 25 yards away and/or pull your machine as far as possible to the opposite side of the road; give them a chance to move off the road.
- Do not make sudden or erratic movements; use groomed pullouts where possible.
- Do not chase animals or cause them to stampede.
- If the animal appears agitated, do not attempt to pass as any advance may cause the animal to charge.
- If animals run toward you and you can confidently turn around, do so, moving to a safe place to reassess the situation.
- If they walk or run toward you and you cannot turn around, get off your machine and stand to the side of it, keeping the machine between you and the animals.
- If they are standing calmly, inch toward them and assess their behavior. If they remain calm, pass on the opposite side of the road at a moderate speed.

There is no guarantee of your safety.

Skiing & Snowshoeing

Winter 2001/2002

Yellowstone's 2.2 million acres provide miles of trails for the adventurous skier and snowshoer. Whether you are on a groomed trail in the front country or venturing into the backcountry, remember that you are traveling in wilderness with all its dangers: unpredictable wildlife, changing weather conditions, remote thermal areas, deep snow, open streams, and avalanches. You have chosen to explore and experience the land on its own terms, but there is no guarantee of your safety. Be prepared for any situation. Carefully read the safety information on the previous page, plus all backcountry guidelines/regulations, and know the limits of your ability.

Graphic removed to allow faster downloading

NPS photo/Fred Hirschmann

Trails

You have a choice of many ski trails throughout the park; pick up maps and trail descriptions at visitor centers for trails in the Mammoth, Tower, Northeast, Canyon, and Old Faithful areas. These trails range from easy to difficult.

Winter Gear Guide

- Before you rent or borrow equipment, check for fit and suitability for wilderness use. Choose skis and boots made for touring or mountaineering. Narrow racing skis may not give you enough surface area to break trail and low shoes may not give you enough ankle support.
- Winter temperatures are severe in Yellowstone, but you can be comfortable and safe if you dress properly. Appropriate clothes prevent chilling and overheating.
- Prepare for changing conditions by wearing clothes in several adjustable layers:
 - windproof, hooded outer layer
 - wool or other insulated garments underneath
 - wool or synthetic trousers
 - long underwear
 - wind or rainpants for extra warmth on windy days
 - wool socks
 - gaiters or overboots
 - gloves or wool mittens with shells
- Do not wear cotton clothes of any kind, including jeans, sweatshirts, underwear, socks. They retain moisture and put you at risk for hypothermia.
- Protect yourself from the sun:
 - wear dark sunglasses on sunny days
 - apply sunscreen lotion to avoid sunburn
- As you plan your trip, allow for limited daylight, changing snow conditions, temperature extremes, and the number of people in the group and their experience and physical condition.
- On day trips, consider taking some or all of these items to increase your safety:
 - extra clothing
 - matches or lighter
 - water & food
 - map
 - compass
 - ski repair kit
- If you are planning an overnight ski trip, carry all of the above, plus:
 - backcountry permit
 - backpack
 - closed-cell sleeping pad
 - easily-prepared food
 - first-aid kit
 - knife
 - sleeping bag
 - probe pole
 - repair parts and tools
 - shovel
 - small tarp
 - stove and pots
 - tent or bivouac bag
 - transceiver

Old Faithful Area Lone Star Geyser Trail

This moderate 9-mile trail begins at the Old Faithful Snow Lodge and takes you to Kepler Cascades. From there, you follow an unplowed service road alongside the Firehole River to Lone Star Geyser. The geyser erupts about every three hours from a 12-foot high sinter cone. Beginning skiers should return the same way; more advanced skiers might like to return via the Howard Eaton Trail, which is steep and requires caution.

Fairy Falls Trail

Catch a snowcoach shuttle at Old Faithful Snow Lodge to the southern end of the Fairy Falls trailhead at the Steel Bridge. From here you can ski to one of the most spectacular ice-encrusted falls in the park. You will be skiing through areas of burned forest so be

cautious of falling trees. You can ski back to Old Faithful by following the trail next to the snow vehicle road until you reach the Biscuit Basin Trail, which takes you through the Upper Geyser Basin past Morning Glory Pool and Geyser Hill. The entire trip is about 8 easy miles.

Northeast Region

Skiing opportunities abound along the plowed road between Mammoth and the Northeast Entrance. Popular trails include:

Upper Terrace Trail

In winter, Upper Terrace Drive becomes a groomed 1.5 mile ski trail. You'll have fantastic views of the steaming lower terraces and historic Fort Yellowstone. This is a thermal area; please stay on the trail.

Bunsen Peak Trail

This 6-mile trail follows the old Bunsen Peak road; in places it is steep and has sharp turns. Catch the concessioner-operated ski shuttle from Mammoth to the trail's upper end, just south of Rustic Falls. Along the trail, you will have fine views of the Gallatin Mountains and the Gardner River Canyon. The trail ends in the Mammoth maintenance area.

Blacktail Plateau Trail

This trail begins 7.5 miles east of Mammoth and follows an unplowed 8-mile road. Enjoy the broad vistas of meadows surrounded by mountain peaks, and look for elk, deer, coyotes, and bison scattered throughout their winter range.

Tower Fall Trail

This trail begins at Tower Junction and follows the unplowed Tower-Canyon

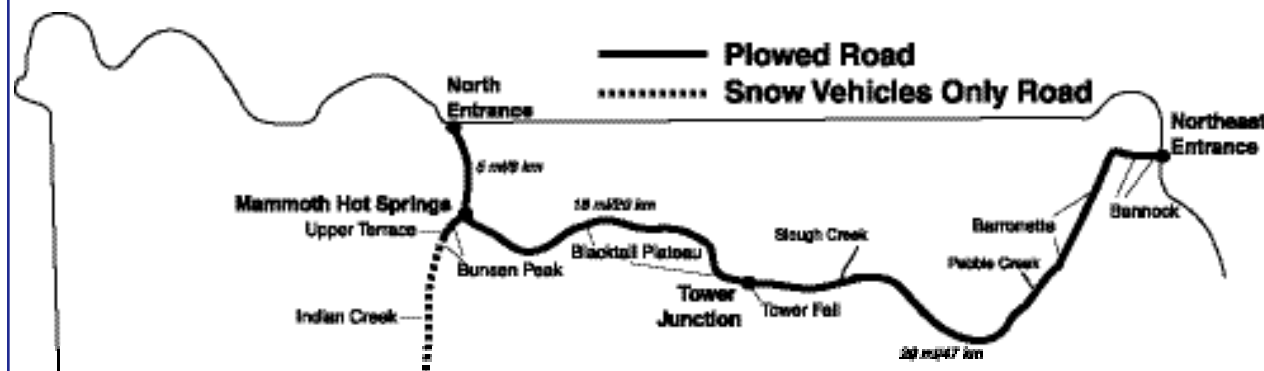
road for 2.5 miles past the Calcite Springs Overlook to Tower Fall. You'll have views of the Yellowstone River Canyon. Plus, you might see bison, bighorn sheep, or bald eagles. Continue on the 5.5 mile Chittenden Loop Trail or return to Tower Junction.

Barronette Trail

This 3.5-mile trail near the Northeast Entrance follows Soda Butte Creek along an abandoned roadway and parallels the Northeast Entrance Road. The trail is mostly in a conifer forest at the base of Barronette Peak, but offers spectacular scenery and consistent snow conditions.

For more details about these and other ski trails, check at the visitor centers at Mammoth or Old Faithful.

Ski Trails In Northern Yellowstone



- All unplowed roads and trails are open to cross-country skiing and snowshoeing. Use caution on roads—ski in single file facing traffic.
- A permit is required for all overnight trips in the Yellowstone backcountry. Inquire about backcountry permits at visitor centers or ranger stations.
- Pack it in—Pack it out: No matter what trail you are on or its length, you must pack out all refuse.

Snowmobiling & Early Spring Info

Winter 2001/2002

Snowmobile Rules and Regulations

Modern snowmobiles weigh 400-500 pounds and are capable of quick acceleration to more than 70 mph.

- Snowmobile operators must have a valid state motor vehicle driver's license in possession. Persons possessing a learner's permit may operate a snowmobile when supervised one-to-one within line of sight (but no more than 100 yds.) by a licensed person 21 years old or older.
- Maximum speed limit is 45 mph (72 kph) or less where posted or as conditions warrant; speed is checked by radar. Obey all speed limit and stop signs.
- Use hand signals when turning or stopping.
- Allow enough distance between snowmobiles when traveling.
- Pass only when safe.
- If you turn around, you must do so within the road width.
- Drive on the right side of the road even if the roads are rough.
- Drive in single file.
- Do not idle your machine more than 10 minutes.
- Snowmobiling at night is not recommended.
- When stopping, pull to the far right and park in single file.
- You must stay on designated roads. Sidehilling, berm-riding, or any off-road travel is prohibited and carries a fine of up to \$5,000.
- Report accidents to a ranger.
- Operating a snowmobile while intoxicated is illegal. Possession of open alcoholic beverage containers, including bota bags, is illegal.
- Snowmobiles must be registered according to applicable state law.
- Lights and brakes must be in good working condition.
- Snowmobile exhaust and muffler systems must be in good working order. The maximum noise allowed is 78 decibels when measured during full acceleration at a distance of 50 feet. Most stock exhaust systems meet this standard; "after-market" ("piped") exhaust systems often do not. Snowmobiles exceeding the decibel standard are denied entry into the park.

Graphic removed to allow faster downloading.

- Use hand signals
- Obey the Speed Limit: 45 mph or less as posted
- Animals always have the right of way

Graphic removed to allow faster downloading.

Graphic removed to allow faster downloading.

Early Spring—The Secret “Season”

Yellowstone Park’s quietest time arrives after the winter season ends. During this special time, visitors can see things that people don’t see in other seasons and can do things people can’t do any other time.

- Look for bears—both black and grizzly—newly emerged from their dens.
 - Look for wolves in the Lamar Valley.
 - After roads are plowed, they open for bicycling and walking. It’s just you and park administrative vehicles. Check at visitor centers for when roads open for bicycling and walking.
- As always, though, be careful:**
- Observe all wildlife from a safe distance (100 yards from bears; 25 yards from all other animals).
 - Check at a visitor center or with a park ranger about current conditions of trails, boardwalks, and roads.
 - Also check on avalanche hazards, which can be extreme in spring.
 - Watch the weather before you explore Yellowstone’s wild wonders. Carry winter gear and rain gear, and be ready for falling temperatures, strong winds, snow, rain, and even lightning.

Services available

- The Mammoth Campground, Clinic, Hamilton Store, and Albright Visitor Center are open year-round. Visitor center hours are 9 AM–5 PM.
- Old Faithful Snow Lodge and Mammoth Hot Springs Hotel open May 3. Old Faithful Inn and Lake Yellowstone Hotel open May 17. Other facilities follow within a few weeks.

Spring Road Openings—Weather Permitting

April 19 Mammoth to Old Faithful; Madison Junction to West Entrance

April 26 Norris Junction to Canyon

May 3 Canyon to Lake, Lake to East Entrance, Tower to Tower Fall

May 10 Lake to South Entrance, West Thumb to Old Faithful

May 24 Beartooth Highway

Closed for construction: Dunraven Pass, Chittenden Road south to Canyon.

Save On Yellowstone Entrance Fees

Graphic removed to allow faster downloading.

The National Parks Pass

provides a way to save money when visiting national parks. For one annual fee of \$50, you can enter all National Park System areas. You receive a great value, and you also provide support to your favorite national parks. **A full 70% of the proceeds**

from the sales of passes at Yellowstone will go directly to projects that help visitors experience the area. The remaining proceeds go to a national fund that supports projects at any of the national parks in the system. To obtain your pass, stop by one of Yellowstone’s entrance stations, or purchase the pass online at www.nationalparks.org or call toll-free: 1-888-GO-PARKS (1-888-467-2757). For an additional \$15, you can upgrade your National Park Pass to a Golden Eagle Pass, which provides admission to all national parks, national wildlife refuges, and other federal fee areas.

Private, noncommercial automobile	\$20 (7 days, both Yellowstone and Grand Teton)
Individual snowmobile, motorcycle	\$15 (7 days, both parks)
Single entry (foot, bike, ski, etc.)	\$10 (7 days, both parks)
Annual Pass, both parks	\$40 (valid one year from date of purchase)
National Parks Pass	\$50 (valid one year from date of purchase for entrance fees at National Park Service areas)
Golden Eagle Pass	\$65 (valid one year from date of purchase at most federal fee collection areas)
Golden Age Pass	\$10 (one-time fee for lifetime pass—available to those citizens or permanent residents of the U.S. 62 years of age and older)
Golden Access Pass	Free (available to those citizens or permanent residents of the U.S. who have been determined to be blind or permanently disabled)
NOTE: Remember to keep your admission receipt in order to re-enter the park.	

Winter Activities

Winter 2001/2002

What can you do in Yellowstone? Check out the listings inside this special section of Yellowstone Today. You'll find activities, talks, and other special events and experiences in and around Yellowstone National Park.

Visitor Centers and Warming Huts

Albright Visitor Center, Mammoth

Daily, year-round. Winter hours: 9 AM–5 PM. Information, bookstore, and exhibits on wildlife, early history, exploration, and establishment of the park. Films on the national park idea and artist Thomas Moran are shown throughout the day. Call 307-344-2263.

Graphic removed to allow faster downloading.

Old Faithful Visitor Center

Daily, Dec. 17–March 10, 9 AM–5 PM. Information, bookstore, geyser predictions, films on hydrothermal features and thermophiles. Call 307-545-2750.

West Yellowstone: Chamber of Commerce, Public Lands Desk

Daily, Dec. 17–March 10, 8 AM–5 PM. Information, park passes. Located on the corner of Yellowstone Avenue and Canyon Street. Call 406-646-4403.

Warming Huts

Mammoth

Dec. 17–Mar. 3
8 AM–5 PM
Vending machine snacks and cold drinks are available.

Old Faithful

Dec. 17–Mar. 10
Daytime only
Vending machine snacks are available.

Madison

Dec. 17–Mar. 10
24 hours daily
Light snacks and hot drinks sold during the day; vending machine snacks available any time.

Indian Creek

Dec. 17–Mar. 3
24 hours daily

Fishing Bridge

Dec. 17–Mar. 10
24 hours daily
Vending machine snacks and cold drinks available.

Canyon

Dec. 17–Mar. 10
24 hours daily
Light snacks and hot drinks sold during the day; vending machine snacks available any time.

West Thumb

Dec. 17–Mar. 10
24 hours daily

Self-Guiding Trails

Mammoth Hot Springs

Visitors marvel at the surreal appearance of these travertine terraces. As an early visitor described them: “The hot springs fall over a lofty hill of snowy whiteness, resembling cascades.” The trail winds through the area. You can also explore Upper Terrace Drive on snowshoes or skis.

Fort Yellowstone Historic Trail

Most of the buildings constructed in Mammoth during the time that the U.S. Army managed the park (1886–1918) are now used by the National Park Service as its headquarters.

Norris Geyser Basin

Explore the hottest, most dynamic geyser basin in the park. Porcelain Basin features hundreds of geothermal features in an open area; Back Basin trail winds through more forested terrain past a number of springs and geysers. Steamboat, the world’s tallest geyser, erupted in May 2000—its first eruption since October 1991.

Fountain Paint Pot

Active, ever-changing mud pots; constant geysers; hissing fumaroles; and colorful, boiling hot springs await you on this trail and on Firehole Lake Drive. Located 8 miles (12.9 km) north of Old Faithful on the road to Madison Junction.

Upper Geyser Basin

The world’s largest concentration of geysers is located here, including Old Faithful. View that famous feature, then walk the trails that wind past hundreds of geysers and hot springs. Names such as Beehive, Grotto, Castle, Riverside, and Morning Glory hint at the wonders you will see.

Grand Canyon of the Yellowstone

The Canyon and the Upper and Lower Falls can be seen from overlooks along the rims, which you can reach by skis or snowmobile. See for yourself why viewpoints are named Inspiration, Grandview, and Artist Point.

West Thumb Geyser Basin

Thermal features boil and steam on the shore of ice-locked Yellowstone Lake. Across the expanse of white, the Absaroka Mountains rise. Look for otters fishing in ice holes. **Lake ice is thin and hazardous—do not venture out onto it.**

Mud Volcano Area

Discover turbulent and explosive mud pots, including Mud Volcano and Dragon’s Mouth. View—and smell—Sulphur Caldron. Located on the road between Lake and Canyon, 6 miles (9.6 km) north of Fishing Bridge Junction.

Safety & Courtesy Tips

Yellowstone’s thermal features can kill you. Their waters are frequently near or above boiling. The crust surrounding them is thin and breaks easily, and often overlies more scalding water. If you break through crust or accidentally fall into a pool, you may die.

- **You must stay on boardwalks and designated trails.** They exist to protect you and the delicate formations.
- Pets are prohibited in thermal areas.
- Thermal features are easily damaged by objects tossed into them; please do not litter.
- Adapt your pace to winter conditions; trails may be icy and snowpacked, so walk with caution.
- Do not walk or snowshoe in ski tracks. Your careless steps create hazards for skiers.
- Do not disturb wildlife.

Yellowstone to Build New Visitor Education Center at Old Faithful

Graphic removed to allow faster downloading.

Old Faithful Geyser is a landmark of worldwide renown and is visited by more than 85 percent of the 3.1 million people who come to Yellowstone each year. On peak days during July and August, more than 25,000 visitors are awaiting eruptions of Old Faithful and exploring the geyser basin, which contains the world’s greatest concentration of geysers. Unfortunately, visitor needs for information, orientation, and educational services at Old Faithful are not being met. The existing visitor center is too small, contains no interpretive exhibits, and the auditorium lacks sufficient seating for the numbers of visitors wanting to see films. As a result, visitors often leave the Upper Geyser Basin area without understanding its unique, fragile, and priceless natural resources.

For years the National Park Service has recognized the need for a new visitor center at Old Faithful, but more pressing problems (deteriorating roads, failing sewer systems) have taken precedence. Broad-based public support is bringing Yellowstone National Park closer to meeting its stewardship goal of enhancing the educational experience for all visitors to the park through the new visitor center.

A \$1.25 million grant from Unilever to the Yellowstone Park Foundation began the funding initiative, and was soon followed by \$2 million from Conoco and \$3.25 million in private donations. The Yellowstone Park Foundation is leading this fundraising effort with assistance from the National Park Foundation and the Yellowstone Association. Other public-spirited corporations, foundations, and individuals have also joined this historic effort to raise at least \$15 million for the new state-of-the-art center.

The new Visitor Education Center at Old Faithful will fit into the historic landscape, and will be fully accessible, energy efficient, of sustainable design, and built with environmentally friendly construction materials and techniques. In the approximately 10,000 square feet of exhibit space, visitors will discover a “window on the Earth” with interactive exhibits, computer animations and simulations, videos, and films.

If you wish to contribute to the Old Faithful Visitor Education Center initiative, please contact the Yellowstone Park Foundation: 406-586-6303; 37 East Main, Suite 4, Bozeman, MT 59715; www.ypf.org, or complete and mail the coupon on page 9.

Ranger–Led Programs

Winter 2001/2002

Mammoth Hot Springs

	Sunday	Monday	Tuesday	Wednesday	Thursday	Friday	Saturday
Visitor Center Open Daily, year-round	9 AM–5 PM	9 AM–5 PM	9 AM–5 PM	9 AM–5 PM	9 AM–5 PM	9 AM–5 PM	9 AM–5 PM
Snowshoe Walk Starts December 21, ends March 1 Experience Yellowstone’s winter beauty with a park ranger and learn about the diversity of life in this season as you silently traverse the snow. Snowshoes may be rented for \$8.00 from the Mammoth Ski Hut. Come prepared with warm, layered clothes, sunglasses and water. Beginners welcome! <i>2 to 2–1/2 hours</i>			1:30 PM			1:30 PM	
Winter Wildlife Tour Starts December 26, ends February 27 Join a park ranger on this narrated bus tour of Yellowstone’s Northern Range, which is important winter habitat for many species. Dress warmly. A limited number of binoculars and spotting scopes are provided. Reservations should be made in advance (cost—\$20, children less) with Yellowstone National Park Lodges at 307-344-7311 or at the Mammoth Hotel. Meet at the Mammoth Hotel Lobby. <i>3–1/2 hours</i>				1 PM			
Evening Program Starts December 21, ends March 2 Enjoy learning more about this wonderland called Yellowstone National Park through illustrated programs. Topics vary and will cover subjects such as winter wildlife survival and the geologic wonders of Yellowstone. Check at Albright Visitor Center or the Mammoth Hotel for program descriptions. Meet in the Mammoth Hotel Map Room. <i>1 hour</i> Accessible					8:30 PM	8:30 PM	8:30 PM

Old Faithful

	Sunday	Monday	Tuesday	Wednesday	Thursday	Friday	Saturday
Visitor Center Open Daily, 12/17/01–3/10/02	9 AM–5 PM	9 AM–5 PM	9 AM–5 PM	9 AM–5 PM	9 AM–5 PM	9 AM–5 PM	9 AM–5 PM
Geology Talk Starts December 17, ends March 10 Yellowstone’s history of volcanoes, earthquakes, and glaciers reveals a restless geological past (and present!). Learn about Yellowstone’s geology and its effect on the ecosystem during this presentation. Meet in the Old Faithful Visitor Center Auditorium. <i>20 minutes</i> Accessible	11:15 AM	11:15 AM	11:15 AM	1:15 PM	1:15 PM	1:15 PM	11:15 AM
Old Faithful Walk Starts December 17, ends March 10 Learn the ins and outs of one of the rarest geological features on earth—geysers! Accompany a park ranger for this 0.7-mile walk around Old Faithful Geyser and explore the world of thermal features. Come prepared with warm layered clothes and warm sturdy footwear. Meet at Old Faithful Visitor Center. <i>1 hour</i>	2 PM	2 PM	2 PM				2 PM
Evening Program Starts December 17, ends March 10 Join a park ranger for an illustrated slide program that highlights a fascinating aspect of Yellowstone’s natural, cultural, or scenic wonders. Weekly program descriptions posted in Old Faithful Visitor Center. Meet at the Old Faithful Visitor Center Auditorium. <i>1 hour</i> Accessible				7:30 PM	7:30 PM	7:30 PM	7:30 PM

West Yellowstone

	Sunday	Monday	Tuesday	Wednesday	Thursday	Friday	Saturday
Snowshoe Walk Starts December 26, ends March 9 Discover Yellowstone’s fascinating winter ecology while wearing snowshoes. Join a park ranger for a 2-mile walk into Yellowstone National Park along the Riverside Trail. Meet at the Chamber of Commerce Visitor Center, corner of Yellowstone Avenue and Canyon Street in West Yellowstone, Montana. Bring snowshoes—no experience necessary. Also bring water and a snack. For information, please call 406-646-4403. <i>3 hours</i>				1:30 PM			1:30 PM

Winter in Yellowstone

Winter 2001/2002

Yellowstone National Park Lodges

	Sunday	Monday	Tuesday	Wednesday	Thursday	Friday	Saturday
SNOWCOACH TOURS							
Full and half-day interpretive tours in heated oversnow vehicles. Serving Old Faithful, Mammoth Hot Springs, West Yellowstone, and Flagg Ranch.							
From West Yellowstone to Old Faithful: \$46	11:30 AM–2:30 PM	11:30 AM–2:30 PM	11:30 AM–2:30 PM	11:30 AM–2:30 PM	11:30 AM–2:30 PM	11:30 AM–2:30 PM	11:30 AM–2:30 PM
From Old Faithful to West Yellowstone: \$46	8–10:30 AM	8–10:30 AM	8–10:30 AM	8–10:30 AM	8–10:30 AM	8–10:30 AM	8–10:30 AM
From Mammoth to Old Faithful: \$48.50	8 AM–NOON	8 AM–NOON	8 AM–NOON	8 AM–NOON	8 AM–NOON	8 AM–NOON	8 AM–NOON
From Old Faithful to Mammoth: \$48.50	2–6 PM	2–6 PM	2–6 PM	2–6 PM	2–6 PM	2–6 PM	2–6 PM
From Old Faithful to Flagg Ranch: \$51	9 AM–NOON	9 AM–NOON	9 AM–NOON	9 AM–NOON	9 AM–NOON	9 AM–NOON	9 AM–NOON
From Flagg Ranch to Old Faithful: \$51	1–4:30 PM	1–4:30 PM	1–4:30 PM	1–4:30 PM	1–4:30 PM	1–4:30 PM	1–4:30 PM
Day trip from Old Faithful to Canyon, round trip: \$97	8:30 AM–6 PM	8:30 AM–6 PM		8:30 AM–6 PM	8:30 AM–6 PM		8:30 AM–6 PM
Day trip from Mammoth to Canyon, round trip: \$92	8:30 AM–5 PM	8:30 AM–5 PM	8:30 AM–5 PM		8:30 AM–5 PM	8:30 AM–5 PM	
DAY TOURS							
Winter Wildlife Tour , Mammoth Hotel only: \$20 Interpretive tour to Lamar Valley via bus or van				1–4 PM			
Daybreak Tour , Mammoth Hotel only: \$22 Tour to Lamar Valley via van or bus, with continental breakfast							7–10:30 AM
Firehole River Wildlife Tour , Old Faithful only: \$23 Guided snowcoach tour	1–4 PM		1–4 PM			1–4 PM	
West Thumb Geyser Basin Tour , Old Faithful only: \$23 Guided snowcoach tour		1–4 PM			1–4 PM		
SKI AND SNOWSHOE TOURS							
Grand Canyon Ski Tour , from Old Faithful: \$99			8 AM–6 PM			8 AM–6 PM	
Grand Canyon Ski Tour , from Mammoth: \$99							8 AM–6 PM
Afternoon Ski-Daddle , Old Faithful to Fairy Falls: \$34							Noon–5 PM
Afternoon Ski-Daddle , Old Faithful to DeLacey Creek: \$34				Noon–5 PM			
Cooke City See and Ski , from Mammoth: \$57.50						8:30 AM–5 PM	
Guided Snowshoe Tour , Mammoth or Old Faithful: \$27 tour with snowshoe rental; \$22 tour only	8:30–11:30 AM				8:30–11:30 AM (Old Faithful only)		
EVENING PROGRAMS							
Slide shows and talks about early visitor experiences in Yellowstone Mammoth Map Room	8:30 PM	8:30 PM	8:30 PM	8:30 PM			
Live Piano Music in the Mammoth Map Room	5 PM	5 PM	5 PM	5 PM	5 PM	5 PM	5 PM

Yellowstone’s Historic Snowshoe Cabins

Visitors venturing into Yellowstone’s backcountry may find small cabins scattered through the park. These buildings represent Yellowstone’s colorful past, and they are still used by rangers on backcountry patrols. The history of the cabins dates to the very beginnings of the park.

In 1886, the U.S. Army arrived in Yellowstone to assume the role of managing and protecting the park. The army quickly realized that it could not meet its responsibility from its Mammoth Hot Springs headquarters and assigned detachments to various locations throughout the park. These troops protected the park from poachers and vandals, while enforcing campfire, fishing, and firearms regulations.

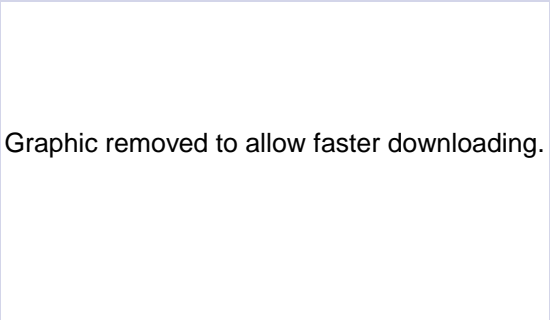


Photo courtesy of the Yellowstone Park Archives

Poachers often built shelters and cached supplies in the park, returning to them during the winter. To deter the poachers, the army began sending out winter patrols. Yellowstone’s harsh winter conditions necessitated shelter for soldiers during their patrols, and construction began on a system of cabins. The first six cabins were erected in the fall of 1890, and were called “snowshoe” cabins after the long Norwegian skis then in use. The cabins were located a day’s ski apart (about ten miles). Without modern equipment like radios to call for help, patrolling soldiers’ survival depended upon their wilderness skills and the protection that the isolated cabins afforded.

Most of the cabins were “one-room, rough log cabins, 12 x 16 feet in size,” with gable end doors and extended roofs characteristic of the Rocky Mountain style log cabin. Construction of the cabins in such remote locations required maximum use of locally available materials, and, with the exception of the windows, roofing, and lumber for the door and shutters, building materials were obtained onsite. Doors and window shutters were “made of 2-inch plank to provide protection from bears.” To add to the comforts of the patrolling rangers, cabins were furnished with ample food, “a good supply of china and silverware,” small aluminum stew kettles, and bake pans.

After the creation of the National Park Service in 1916, the design of all park buildings received the attention of

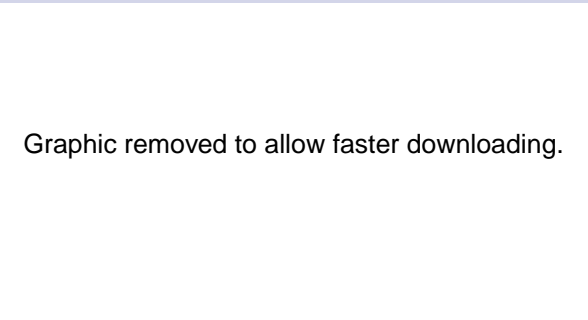


Photo courtesy of the Yellowstone Park Archives

professional landscape architects. The park’s snowshoe cabins, though remotely located and seldom seen by park visitors, were no exception. Designers sought to build cabins that had an “old time log cabin effect” and harmonized with their natural setting. Eventually, the park adopted a standardized plan that was used up until World War II.

Yellowstone’s historic snowshoe cabins continue to be maintained and used by park rangers, mostly for backcountry patrols. The cabins are important reminders of the soldiers and rangers that dedicated themselves to protecting this special place, as well as a vital piece of today’s backcountry management.

Other Programs

Winter 2001/2002

Graphic removed to allow faster downloading.

Graphic removed to allow faster downloading.

Concessioner Activities

Yellowstone National Park Lodges is offering Winter Getaway packages, which make it easier to enjoy the park under its frosty cover. All Mammoth packages include a 1-hour hot tub rental and unlimited ice-skating. All Old Faithful packages include round-trip snowcoach transportation per person. Plus, each of the following packages include a Snow Card good for 10% off of meals, select gifts, in-park transportation, tours, ski shop services and snowmobile rentals. The Snow Card is valid all winter, so keep it for your next visit!

Frosty Fun Package— at Old Faithful or Mammoth

2 nights lodging, 2 breakfasts per person, welcome gift and a Snow Card. Mammoth: \$94 Per Person Double Occupancy; \$158 Single Occupancy Old Faithful: \$205 Per Person Double Occupancy; \$311 Single Occupancy

Nordic Heaven— at Old Faithful or Mammoth

2 nights lodging, 2 breakfasts per person, welcome gift and a Snow Card. Includes 1-day ski rental and ski drop per person. Mammoth: \$114 Per Person Double Occupancy; \$178 Single Occupancy Old Faithful: \$225 Per Person Double Occupancy; \$331 Single Occupancy

Snomo-Deal— at Old Faithful or Mammoth

2 nights lodging, 2 breakfasts per person, welcome gift and a Snow Card. Includes 1-day snowmobile rental (1 machine) and clothing package. Mammoth: \$166 Per Person Double Occupancy; \$304 Single Occupancy Old Faithful: \$277 Per Person Double Occupancy; \$457 Single Occupancy Extra snowmobile & clothing package: \$148 additional

For information and reservations: Inquire at one of our hotel front desks, call 307-344-7311, or visit our website at www.TravelYellowstone.com

Classes at the Yellowstone Institute

The Yellowstone Association Institute is a non-profit field school operated in partnership with the National Park Service. Throughout the year, the Institute offers more than 125 short courses on the natural and cultural history of Yellowstone. Winter courses are based at the Lamar Buffalo Ranch field campus and at park hotels.

The Lamar field campus is located along the plowed road between Tower and Cooke City. This facility includes heated guest cabins and a common building with classrooms, showers, and kitchen. The following courses are scheduled for this winter:

December

Wilderness First Aid
Family Winter Adventure

January

Snowshoeing in Yellowstone
Snow Tracking Ecology
The Wolf: A Global History
Winter on a Sliver
Level I Avalanche Course

February

Through Winter's Window
Yellowstone's Northern Range
Yellowstone on Snowshoes
Winter World on Skis
Wolf Biology and Prey
Wolf Watching in Yellowstone

March

Wolf Social Behavior
Wolf-Scavenger Relationships
Winter Tales
Yellowstone's Wolves
Wildlife Observation—Winter
Winter Photography

The Institute also offers "Lodging and Learning" packages in cooperation with Yellowstone National Park Lodges. Participants tour the park with an Institute naturalist and enjoy comfortable accommodations at the Mammoth Hot Springs Hotel and the Old Faithful Snow Lodge. The following packages are scheduled for this winter:

"Wonderland"

- A comprehensive overview of Yellowstone in winter
- 3 nights at Mammoth and 2 nights at Old Faithful
- Sunday–Friday or Friday–Wednesday from Jan. 4 to March 1

"Yellowstone On Skis"

- Cross-country skiing in Yellowstone's winter wilderness
- 4 nights at Mammoth
- Friday–Tuesday from Jan. 4 to Feb. 26

"Secret Snowscapes"

- Snowshoeing, wildlife, and scenery off the beaten path
- 4 nights at Mammoth
- Sunday–Thursday from Jan. 6 to Feb. 28

"Winter Wolf Discovery"

- Search for wolves with an Institute naturalist
- 2 nights at Mammoth
- Wednesday–Friday and Friday–Saturday from Jan. 2 to March 3

For all "Lodging and Learning" reservations, please call Yellowstone National Park Lodges at 307-344-5566.

For additional information, call the Yellowstone Association Institute at 307-344-2294; write P.O. Box 117, Yellowstone National Park, WY 82190; or visit the website at www.YellowstoneAssociation.org.

Graphic removed to allow faster downloading.

Graphic removed to allow faster downloading.

Thermal Areas Below Zero

Graphic removed for faster downloading.

- thick steam makes geyser eruptions look larger than in summer
- steam also forms “ghost trees” (see photo at right and on cover)
- runoff channels cool quickly—which means less habitat for some thermophiles (heat-loving organisms)
- if thermophile mats are dark green, the previous few days have been cloudy
- if thermophile mats are bright green, the previous few days have been sunny
- ephydrid flies live year-round in the hot water

- grasses and other plants can grow in warm, wet thermal areas through the winter
- plants in thermal areas provide food for animals of all sizes—including bison, elk, and Canada geese
- underwater thermal features keep holes in the ice open on Yellowstone Lake
- otters enter and exit the lake through these holes as they hunt for fish to eat
- dippers—dark birds the size of robins—search for aquatic insects year-round in rivers free of ice

NPS photo/Frank Baldus

Wildlife

Graphic removed for faster downloading.

Be a Wise Wildlife Watcher

Remember that you are a guest in the home of wildlife.

- Stay at least 100 yards (91 m) away from bears and at least 25 yards (23 m) from all other animals.
- Stop in a pullout instead of the middle of the road.
- Turn off your engine.
- Always talk quietly.
- To find out what people are observing, get out of your car or off your snowmobile, approach them, and speak quietly. Never call or shout from your vehicle.

NPS photo/Jim Peaco

Wildlife in Yellowstone may appear tolerant of humans, but this is a dangerous illusion. Animals that have become habituated—that is, used to people—are still wild and unpredictable. Habituated wildlife can quickly become conditioned to human foods. Swans, coyotes, bighorn sheep, bears, ravens, and other species have all demonstrated begging behavior in Yellowstone. This seemingly harmless activity is dangerous for both you and the animals. When

they come to the roadside to obtain food, they are often hit by vehicles or become exhausted chasing traffic. Human foods in an animal’s diet may result in tooth decay, ulcers, digestive problems, or failure to accumulate fat reserves for the winter. Beggar birds and wildlife may become aggressive and have occasionally injured park visitors. The park is not a zoo. Animals live and die based on their species’ adaptations and their

individual ability to survive in this environment. And all animals in the park are wild and potentially dangerous.

- **Respect wildlife**—never approach too closely and be alert for changes in their behavior.
- **Never feed wild animals**—including ravens.
- **Follow the law:** Stay at least 100 yards away from bears and 25 yards away from all other animals.

Graphic removed for faster downloading.

Winter is the season of greatest stress to all living things. Even animals in good condition cannot endure repeated stress without depleting energy reserves. Now more than ever, you must avoid unnecessarily disturbing wildlife. Never approach animals closely—you may cause an animal to move, and exertion through deep snow consumes great quantities of energy.

NPS photo/Jim Peaco

A New Perspective for Winter Visitors

While you enjoy winter in Yellowstone, we would like you to think about a vexing dilemma we all face. Human use of the park has skyrocketed in the past 20 years, and we have many effects on the habitat and wildlife that we only now are beginning to understand. As visitation grows, each person is less assured of the quality experience for which Yellowstone is so famous.

We have been preparing a new winter use plan since late 1997. It was approved in 2000, but is now undergoing additional review. We welcome your comments on the plan.

Graphic removed for faster downloading.

Plan's Purpose

Winter recreation within Yellowstone and Grand Teton National Parks and the John D. Rockefeller, Jr. Memorial Parkway should complement the unique aspects of each landscape within the ecosystem. The range of winter experiences and settings should not impact sensitive natural resources, wildlife, cultural areas, or the experiences of other park visitors.

Local and Public Involvement

- NPS involved 3 states, 5 counties, and the U.S. Forest Service as cooperating agencies.
- The draft Environmental Impact Statement (EIS) addressed visitor access, affordability, emissions, sound, socio-economic impacts and wildlife concerns. It received 48,000 public comments.

- The final EIS received approximately 11,000 comments.
- The draft regulations published in the Federal Register on December 18, 2000, received more than 5,200 public comments. The regulations call for prohibition of recreational use of snowmobiles in Yellowstone and Grand Teton national parks and the Parkway in the winter of 2003–2004.
- In response to public comments, NPS revised the regulations to provide a phase out of snowmobiles. The revised rule went into effect April 22, 2001.

Phasing In the Plan

- 2001–2002: No daily limits on snowmobile use.

- 2002–2003: The numbers of snowmobiles allowed to use the park each day are limited to 60 for the North Entrance, 278 for the West Entrance, 65 for the East Entrance, and 90 for the South Entrance.
- 2003–2004: Oversnow motorized recreation access by NPS-managed snowcoach only, with limited exceptions for snowmobile access to other public and private lands adjacent to or within Grand Teton National Park.

Preparing for Changes

- Snowcoach and snowmobile outfitters have added snowcoaches to their fleet.
- NPS has authorized new snowcoach services.

- NPS has partnered with the U.S. Department of Energy's Idaho National Engineering and Environmental Laboratory (INEEL) to evaluate multi-season, alternatively fueled vehicles. INEEL is selecting a company to develop a prototype.
- Yellowstone National Park is working with its neighbors to develop a marketing strategy for visiting Yellowstone by snowcoach.

Supplemental Environmental Impact Statement

On December 6, 2000 the Secretary of the Interior, *et al.*, were named as defendants in a lawsuit brought by the International Snowmobile Manufacturers Association, *et al.* A settlement agreement was reached on June 29, 2001.

The Department of Interior has directed the National Park Service to prepare a supplemental environmental impact statement (SEIS). Additional information from the International Snowmobile Manufacturers Association will be considered, plus any other new or updated information not available at the time of the earlier decision, and additional public input. The states of Wyoming, Montana and Idaho, five affected counties, the U.S. Forest Service, and the Environmental Protection Agency are cooperating agencies.

The existing rule will remain in effect during the SEIS process. Parallel to the SEIS process, the Department of Interior may modify the existing rule.

2002 Timetable

- Publish the draft SEIS by January 21.
- Provide printed copies of the draft SEIS and publish in the Federal Register any proposed modifications or changes to existing regulations by March 15.
- Close the comment period on the draft SEIS and on the proposed rule on May 15.
- Publish and distribute the final SEIS and Notice of Availability by October 15.
- Issue a Record of Decision and promulgate a Final Rule (if necessary) by November 15.

For Updates

Ask at any visitor center or warming hut, or check www.nps.gov/yell/technical/planning/winteruse/plan/index.htm

NPS photo/Jim Peaco

Bison Management in Yellowstone

Yellowstone's bison are wild and inherently nomadic; they do not recognize political boundaries. However, bison are not welcomed on most private and public land outside the park because some bison carry the disease brucellosis. Although no documented case exists of wild, free-ranging bison transmitting the disease to domestic cattle, the risk of transmission concerns the livestock industry.

Status of the Plan

The federal government released in August 2000 the Final Environmental Impact Statement for the Interagency Bison Management Plan for the State of Montana and Yellowstone National Park. In December 2000, the federal government and the state released Records of Decision.

The Park's Objectives

- Maintain the genetic integrity of the bison population.
- Maintain and preserve the ecological function that bison provide in the Yellowstone area (providing food for predators and scavengers, grazing on Yellowstone's grasslands).
- Maintain the largest free-ranging, wild population of bison in the U.S.

- Address the risk of brucellosis transmission to protect the economic interest and viability of Montana's livestock industry.

Plan Highlights

- Implement an adaptive management framework that reduces unnecessary killing of bison and provides for separation of bison and cattle on public lands outside the park, further reducing the already low risk of brucellosis transmission to cattle.
- Tolerate some bison on adjacent public lands during winter.
- In the spring, consider removal of bison that leave the park if the total bison population exceeds 3000.
- Vaccinate bison when a safe and effective vaccine is available.

- Vaccinate and monitor cattle in specific areas near Yellowstone National Park.
- Provide additional monitoring on adjacent public lands
- Haze bison onto appropriate public lands or back into the park in the spring to avoid lethal removal
- Control some bison on some public lands outside the park through capture and slaughter or agency shooting.

You can view the federal Record of Decision at www.nps.gov/yell/technical/planning/index.htm or you can request a copy of the plan by calling the park at 307-344-2159.

NPS photo/Jim Peaco

Graphic removed for faster downloading.

You Can Help Preserve and Protect Yellowstone

In our increasingly crowded and developed world, Yellowstone National Park provides a source of refuge and renewal for those who enter its quiet places. The park's magnificent wilderness areas offer a glimpse of what our continent was like when humans first gazed in wonder upon its steaming geysers, thundering waterfalls, and abundant wildlife. However, Yellowstone exists today only because generations who came before us understood its value and made its preservation a priority.

Because so many visitors who love Yellowstone want to help ensure that it stands wild and unimpaired for our future, two separate organizations have been established. The Yellowstone Park Foundation and the Yellowstone Association work in partnership with the National Park Service and each other to provide a means for visitors to contribute to Yellowstone's preservation. Please help us do the very best we can to protect and preserve this national treasure. Your contribution to either organization will designate you as a true friend of

Yellowstone; contributors of \$1,000 or more will have their names displayed on the park's Honor Wall at Old Faithful, receiving special recognition as stewards and benefactors of Yellowstone National Park. Yellowstone will exist tomorrow as one of America's most treasured places only if our generation understands its value and makes its preservation our priority.

Graphic removed for faster downloading.

Yellowstone Park Foundation

The Yellowstone Park Foundation is a non-profit organization dedicated exclusively to funding projects that protect, preserve, and enhance Yellowstone National Park. Shrinking federal budgets over the years have created a \$600-700 million operating and infrastructure backlog for the park. The Foundation's mission is to raise money for important projects and programs in Yellowstone that otherwise would go unfunded.

Since January 1997 the Foundation has raised in excess of \$11.9 million to fund more than 50 projects for Yellowstone, including the restoration of native westslope cutthroat trout and the relocation of the Pelican Valley Trail out of prime grizzly bear habitat. Current projects that the Foundation has committed to fund include new interpretive exhibits for the museum at Fishing Bridge, restoration of the popular Fan Creek Trail, and efforts to conserve the threatened lynx.

The Foundation also supports several important ongoing projects, including:

- The Yellowstone Wolf Project, which tracks and monitors the habits, habitat needs, and ecological impacts of Yellowstone's new wolf packs;
 - A new Visitor Education Center to replace the current visitor center at Old Faithful, which is too small to accommodate the more than three million people who visit Yellowstone each year.
- The Yellowstone Park Foundation receives no funding from the National Park Service. It relies solely on the generous contributions of private individuals, foundations, and corporations to help protect and preserve Yellowstone for our enjoyment and that of future generations.
- Yellowstone needs your help, now more than ever. Donors of \$25 or more to the Yellowstone Park Foundation are listed in Yellowstone's Honor Book at Old Faithful for one year. Donors of \$1,000 or more receive special recognition on the Honor Wall for one year. Please help protect the wildlife and wonders of the park by becoming a Friend of Yellowstone.

Graphic removed for faster downloading.

Yellowstone Association

Yellowstone's partner in education since 1933

Public appreciation and dedication have ensured Yellowstone's protection and preservation for more than 125 years. The non-profit Yellowstone Association has dedicated itself to fostering this critical public support through education since its founding in 1933 and, with the help of visitors like you, has provided funding of more than \$7,800,000 to Yellowstone National Park in support of educational, historical, and scientific projects.

How can you help?

First, visit a Yellowstone Association educational bookstore, located in all park visitor centers. One hundred percent of the profit from your purchase is returned directly to Yellowstone to fund critical educational programs, scientific research, ranger-interpreter training, and program supplies.

Second, become a member of the Yellowstone Association and provide substantial support to Yellowstone while receiving a year's subscription to the Association's informative Yellowstone newsletter and to Yellowstone Today, the official park newspaper, both published quarterly. You will also receive a 15% discount on purchases in Association park bookstores and a discount on Yellowstone Association Institute classes. In appreciation for their contribution, members who join in the park will also receive their choice of a large, beautiful, and reusable fabric book bag depicting either a grizzly bear, gray wolf, or bison.

For more information on Association membership or activities, ask one of our helpful staff members at any park visitor center or write P.O. Box 117, Yellowstone National Park, WY 82190 or call 307-344-2296. You can also visit our website at www.YellowstoneAssociation.org.

Yes, make me a Friend of Yellowstone National Park!

Contributor \$25 ☐ Supporter \$50 ☐ Guardian \$100 ☐ Steward \$1,000 ☐ Other ☐

Enclosed is a tax-deductible gift of _____

Name _____

Address _____

City _____ State _____ Zip _____

Phone () _____ E-mail _____

Charge to: ☐ MC ☐ Visa

Credit Card # _____ Exp. Date _____

Make checks payable to The Yellowstone Park Foundation.

The Yellowstone Park Foundation
37 East Main, Suite 4
Bozeman, MT 59715 406-586-6303
or visit our website at www.ypf.org

YES! I want to help preserve Yellowstone through education.

To receive all the benefits of membership, visit any park visitor center or complete and mail this form with your dues to: The Yellowstone Association, P.O. Box 117, Yellowstone National Park, WY 82190.

Name _____

Address _____

City _____ State _____ Zip _____

Annual dues: ☐ Associate\$30 ☐ Patron\$250
☐ Contributing\$50 ☐ Sponsor\$500
☐ Sustaining\$100 ☐ Benefactor\$1,000

Make checks payable to The Yellowstone Association.

Charge to: _____ VISA _____ Mastercard _____ Discover

Card # _____ Expiration Date _____

Signature _____ PNP

Services in the Park

Winter 2001/2002

Comprehensive Medical Care in a Wilderness Setting...

Mammoth Clinic

- Open weekdays 8:30 AM–1 PM and 2–5 PM; closed Wednesday afternoons. Phone 307-344-7965

Old Faithful Clinic

- Staffed every two weeks beginning the week of December 28 through the Snow Lodge Winter Season. Call Mammoth Clinic for specific information and appointments.
- Board-certified physicians
- Prompt personal, family, and emergency medical care
- For appointments, call 307-344-7965
- For emergencies, dial 911

Graphic removed for faster downloading.

Yellowstone Park Medical Services
A division of West Park Hospital—
Cody, Wyoming
We're there when you need us!

Yellowstone Park Medical Services

Yellowstone Park Medical Services Division of West Park Hospital in Cody, Wyoming, has offered medical care to Yellowstone's visitors, employees, and residents since 1980.

At the Mammoth Clinic, a board-certified physician provides year-round health care to the Yellowstone Park community. Experienced registered nurses and office staff complete the team, offering courteous, professional family and emergency medical care.

In the summer, the operation grows to meet the needs of the park's increased number of visitors and the employees who serve them. Outpatient services are provided at Lake Hospital and Old Faithful Clinic as well as at Mammoth Clinic.

Lake Hospital is also an acute-care facility with ten inpatient beds, clinical laboratory, pharmacy, radiology, and 24-hour ambulance and emergency services. The staff is assembled from highly qualified, experienced professionals from across the country.

For information on employment for the 2002 season (both professional and nonprofessional positions are available), send a resume to: Yellowstone Park Medical Services, 707 Sheridan Avenue, Cody, WY 82414 or call 800-654-9447, ext. 462.

Graphic removed for faster downloading.

CellularOne is proud to offer service in Yellowstone!

Bozeman, MT 585-7524 • Livingston, MT 222-1800 • Cody, WY 527-7700

Graphic removed for faster downloading.

Graphic removed for faster downloading.

Serving the traveling public since 1915, Hamilton Stores, Inc., offers a wide variety of merchandise, including Yellowstone souvenirs, gifts, film and photo supplies, souvenir T-shirts and sweatshirts, winter accessories, groceries, and food, including hot and cold beverages, beer, and liquor.

Mammoth General Store is open year-round to serve the traveling public and, for your convenience, is an authorized UPS shipping agent.

Hamilton Stores—Oldest Park Concessioner

The 1872 Act that set the park aside “for the benefit and enjoyment of the people, and the protection of the natural and scenic treasures therein” also granted leases for the various concessioners who served the public. For the first decade of the park’s official existence, no lease to sell general store merchandise was issued. Then, in 1882, Henry E. Klammer applied for and received permits to provide fresh meat to camps and hotels, to pasture and slaughter beef cattle, operate a dairy herd, and to open a general store in the Old Faithful area of the park.

In 1915, a year after the Klammer General Store was purchased by Charles Ashworth Hamilton, horse transportation in Yellowstone reached its zenith. Three thousand “hay-burners” pulled Yellowstone wagons, coaches, surreys, freight wagons, and—grandest of all—double-decker 26-passenger Tallyhoses or stagecoaches. However, autos were allowed into the park for the first time that year, and Charles Hamilton quickly spotted the tire marks in the dirt. In the next five years he

acquired store concessions at Lake and Fishing Bridge, and he built filling stations at each location. This was the start of what was to become the oldest, privately owned family concession in the National Park system, serving the traveling public for more than 75 years.

Hamilton Stores invites you to visit its locations during the summer season for a bit of that history—most especially, the original store at Old Faithful (the Lower Basin Store) and the General Store in the Lake area. The upper store at Old Faithful and the Fishing Bridge General Store also convey rustic charm. The newest store, Grant Village General Store, was built and decorated with the crafts of many Montana artisans. The general store at Mammoth Hot Springs, open year-round, can also be seen in historic photos from around the turn-of-the-century with horse-drawn stagecoaches and people in period dress in front of the store.

Services in the Park

Winter 2001/2002

The Early Bird Gets the Worm

There is nothing quite like springtime in Yellowstone. The remaining patches of snow are melting, and Mother Nature is renewing. Under the sunshine and blue skies, everything seems shiny and new. Bison, deer and elk calves are born, and the bears yawn and stretch, and emerge out of hibernation looking for food. The wild flowers start to peek out of the greening ground. And our guests can enjoy Yellowstone's spring awakening while receiving GREAT DEALS, with rooms and cabins starting at only \$39 (plus tax, single or double occupancy)! Book an Early Bird Special by April 1st, and receive a discount of up to 45% off the regular rates for stays in May!

**Think Ahead
to Spring!**

Below are some of the discounts being offered:

Old Faithful Inn, May 10-16
Historic room (without a private bathroom)—\$39
Hotel room—\$89-119

Old Faithful Snow Lodge, May 3-16
Lodge room—\$99

Grant Village, May 24-30
Rooms—\$69-\$79

Mammoth Hot Springs Hotel, May 3-16
Cabin or Room (without private bathroom)—\$39
Frontier Cabin or Hotel Room—\$69

Lake Hotel, May 17-23
Hotel room—\$99-109

Book the Early Bird Special by calling Yellowstone National Park Lodges reservations at 307-344-7311 or visiting www.TravelYellowstone.com.

Visitors looking for reduced rates are also encouraged to visit our web site for occasional unadvertised internet specials.

Graphic removed for faster downloading.

The Early Bird.

Be the first to see the first.

In the spring, the Mountain Bluebird is among the first of the migratory birds to return to Yellowstone to join the Bald Eagle and Osprey.

The Worm.

20%-45% OFF*

Reserve a room at Old Faithful Inn, Old Faithful Snow Lodge, Lake Yellowstone Hotel, Grant Village or Mammoth Hot Springs before April 1 for occupancy this May and take advantage of our Early Bird Specials.

YELLOWSTONE. Don't just see it, experience it.



The only in-park accommodations.

Visit our web site at www.TravelYellowstone.com or call us at 307-344-7311 and mention code YTEB02.

*Available dates and discounts vary by facility.

Amfac is an authorized concessioner of the National Park Service.

IMPORTANT PHONE NUMBERS

EMERGENCY: 911

Lodging, dining, camping,
activities: 307-344-7311 or
TDD 307-344-5395

Park Information: 307-344-7381

Yellowstone Today is produced by the Division of Interpretation, National Park Service, Yellowstone National Park, in cooperation with the Yellowstone Association and park concessioners.



**Providing electricity to
Yellowstone National Park since 1959.
May your visit to Yellowstone be memorable.**

The Montana Power Company

www.mtpower.com

YPSS Graphic removed for faster downloading.

Yellowstone Park Service Stations has been serving Yellowstone visitors since 1947. Since 1972, we have also served winter travelers, offering quality petroleum products at four winter locations.

Snowmobile fuel is available at Canyon, Old Faithful, and Fishing Bridge December 17–March 10 and at Mammoth Hot Springs December 17–March 4.

Drive belts, spark plugs, and accessories are available at Old Faithful, Canyon, and Fishing Bridge.
(Snowmobile repair services are not available).

Conoco, Master Card, Visa, Discover, and American Express credit cards are accepted.

Snowmobilers— YPSS Offers Services, Advice

Prior to the invention and proliferation of the snowmobile, the roads of Yellowstone National Park were seldom travelled in the winter months. The resident winterkeepers, a few hardy souls on skis and snowshoes or in snowplanes, and an occasional ranger were about the only people out there among all of the winter wildlife and scenery. The tempo has changed during the past 20 years, but the unique Yellowstone winter wilderness experience is still here.

Yellowstone Park Service Stations (YPSS) has offered basic services to snowmobilers in Yellowstone since 1972. You are encouraged to play it safe out there—Yellowstone can be very unforgiving in winter. Familiarize yourself with the location of warming huts, public telephones, and other services

in the park, and know where you are as you travel. Dress intelligently and carry a tow rope, flashlight, matches, an extra drive belt, and spare spark plugs. Fill your fuel tank when you have the opportunity to do so. Travel at least in pairs if you can and watch each other for signs of hypothermia. Let someone know what your travel plans are, especially if travelling at night, and check back in with them when you arrive at your destination. Be on the lookout for animals on the road. Do not approach wildlife closely. The energy an animal expends running from you may seriously affect the animal's prospects for survival.

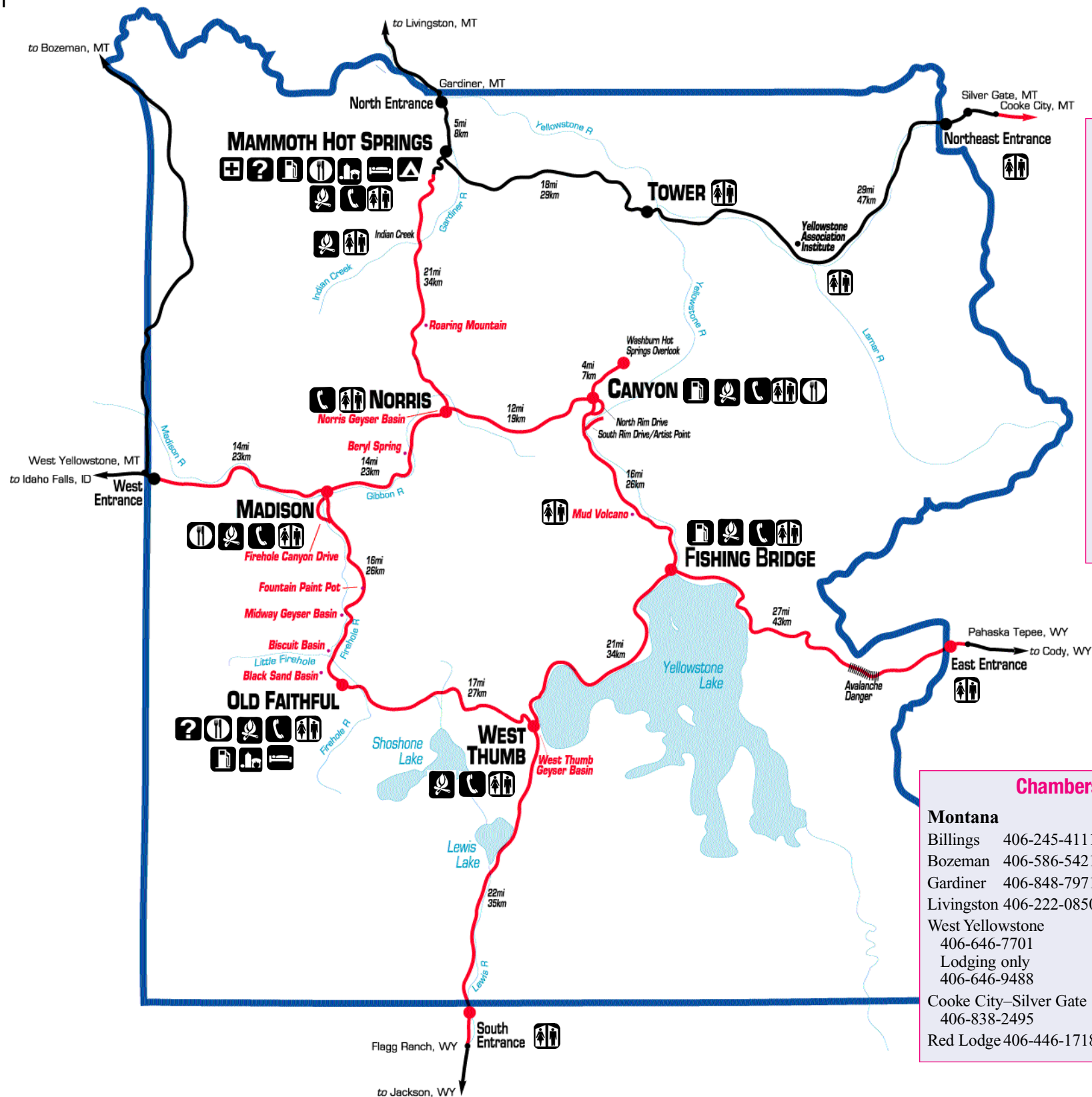
It is a privilege to be able to live and work here in the winter. All of us who do hope you enjoy your winter visit.

Yellowstone Roads and Facilities

Park Information: 307-344-7381

TDD: 307-344-2386

Emergency: dial 911



Spring Plowing Starts March 4

Throughout the park, groomed roads will close to oversnow vehicle (snowmobile and snow-coach) traffic for spring plowing as follows:

March 4: Mammoth to Norris
March 6: Madison to Norris to Canyon
March 11: All other park roads close to oversnow traffic.

Roads close at 8 AM on the days listed.

Spring road opening dates are on page 6.

Chambers of Commerce

Montana

Billings 406-245-4111
Bozeman 406-586-5421
Gardiner 406-848-7971
Livingston 406-222-0850
West Yellowstone 406-646-7701
Lodging only 406-646-9488
Cooke City-Silver Gate 406-838-2495
Red Lodge 406-446-1718

Wyoming

Cody 307-587-2297
Jackson 307-733-3316
Dubois 307-455-2556
East Yellowstone/Wapiti Valley 307-587-9595
Idaho
Idaho Falls 208-523-1010
Eastern Idaho Visitor Info Center 800-634-3246



Mammoth Clinic: Open weekdays 8:30 AM–1 PM and 2–5 PM; closed Wednesday afternoons; phone 307-344-7965.
Old Faithful Clinic: Staffed every 2 weeks beginning the week of December 28. Call the Mammoth Clinic for more information.



Visitor Centers
Mammoth Hot Springs: Open year-round
Old Faithful: Dec. 18–Mar. 12



Snowmobile Fuel
Old Faithful (9 AM–5 PM), Canyon Junction (10 AM–5 PM), Fishing Bridge (10 AM–5 PM): Dec. 17–Mar. 10
Mammoth Hot Springs (10 AM–5 PM): Dec. 17–Mar. 4



Food service
Dining Rooms: Mammoth Hotel, Dec. 21–Mar. 3;
Old Faithful Snow Lodge, Dec. 17–Mar. 10
Fast Foods: Old Faithful Snow Lodge—Geyser Grill, Dec. 17–Mar. 10
Light Lunches: Mammoth General Store, Open year-round
Snack Bars: Madison and Canyon warming huts, Dec. 17–Mar. 10



General Store
Mammoth Hot Springs: Open year-round



Restrooms



Lodging
Mammoth Hot Springs Hotel: Dec. 21–Mar. 3
Old Faithful Snow Lodge: Dec. 17–Mar. 10



Campground
Mammoth Hot Springs: Open year-round



Warming Huts
Dec. 17–early March: Mammoth, Indian Creek, Madison Junction, Old Faithful, West Thumb, Fishing Bridge, Canyon



Telephone

Groomed snowmobile routes—no wheeled vehicles



This map is courtesy of Conoco—providing petroleum products since 1917 . . .

All service stations in Yellowstone offer environmentally sensitive fuels, specially formulated by Conoco to reduce hydrocarbon emissions and decrease other pollution-related problems.