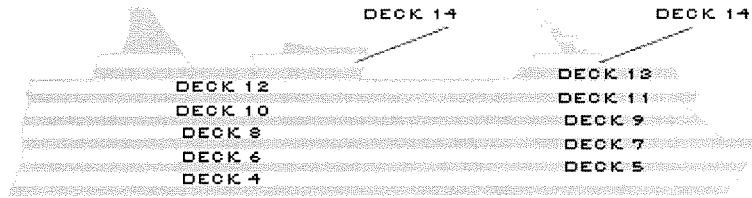


- FLEET
- SPECIALS
- DESTINATIONS
- FREESTYLE CRUISING
- VOYAGES & PRICING
- MORE INFO
- NEWS

NORWEGIAN DAWN DECK PLANS



Click on a deck name for more information

- TRAVEL PARTNERS
- LATITUDES
- SITE MAP

DECK PLAN SYMBOLS

- Stateroom with handicapped facilities (for more information contact the Passenger Courtesy Department.)
- Stateroom equipped for hearing-impaired
- Connecting staterooms
- Third person occupancy available
- Third and/or fourth person occupancy available
- Third, fourth and/or fifth person occupancy available
- Up to sixth person occupancy available
- Elevator
- RR** Restroom
- Family Friendly Accommodations (See stateroom category description)

SHIP FACTS

- Entered:** December 2002
- Gross tonnage:** 92,250-grt
- Length:** 965 feet
- Width:** 105 feet
- Propulsion:** 2 Diesel electric - Azipod system
- Maximum Speed:** 25 knots
- Decks:** 15 Cabins: 1,112
- Passenger Capacity:**
2,224 double occupancy
- Crew capacity:** 1,126
- Flag:** Bahamas

© 2005 NCL Corporation Ltd., All rights reserved. Legal Notice | Privacy

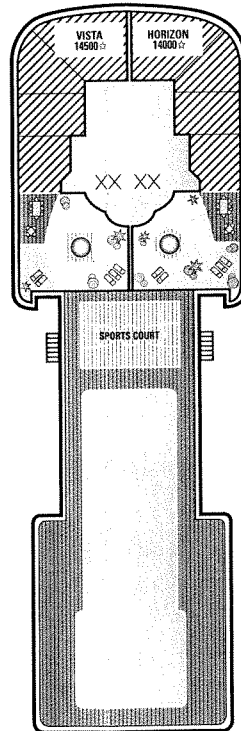
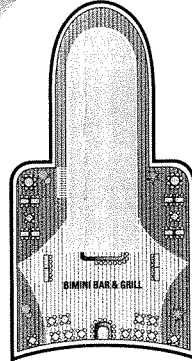


Gross Tonnage: 91,740. Overall Length: 965 feet. Beam: 106 feet.
 Draft: 27 feet. Engines: Diesel Electric. Cruise Speed: 25 knots.
 Guests: 2,224 (double occupancy). Crew: 1,318.

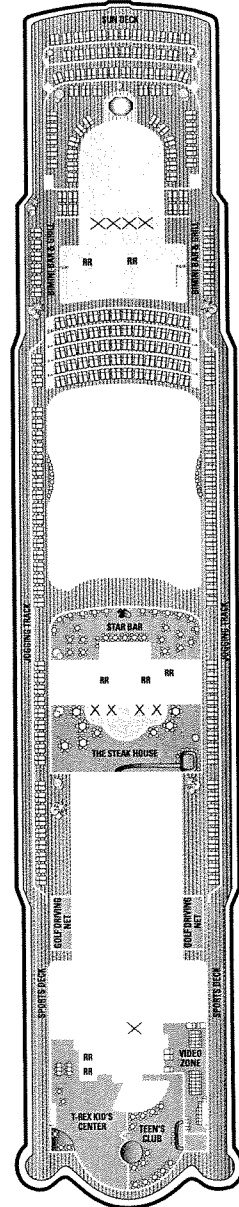
All staterooms on *Norwegian Dawn* have a TV, mini-safe, duvet and bathroom with shower and hair dryer. Lower beds in all staterooms may be arranged as a queen-size bed except where otherwise noted.

For more information, contact NCL Reservations.

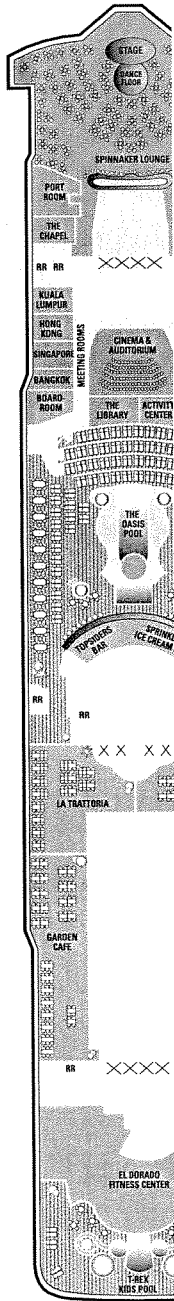
- Stateroom with handicapped facilities (For information, contact NCL Reservations.)
- ↔ Connecting staterooms
- ▲ Third person occupancy available
- + Third and/or fourth person occupancy available
- ★ Third, fourth and/or fifth person occupancy available
- ☆ Up to sixth person occupancy available
- × Elevator
- RR Restroom



Deck 14



Deck 13



Deck 12