

**SOCIAL AND DEMOGRAPHIC CHARACTERISTICS
FOR SELECTED COUNTRIES**

OCTOBER 2001

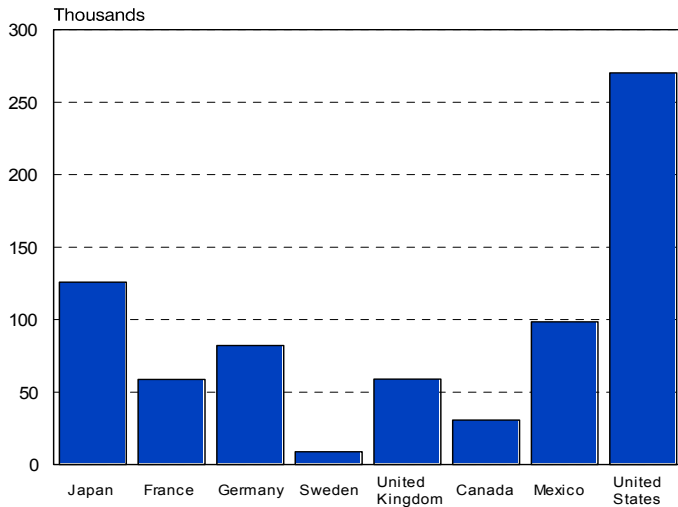
TABLE IN-1

	ASIA	EUROPE				AMERICA		
	JAPAN	FRANCE	GERMANY	SWEDEN	UNITED KINGDOM	CANADA	MEXICO	UNITED STATES
Population 1/	126,549,976	59,329,691	82,797,408	8,873,052	59,511,464	31,281,092	100,349,766	275,562,673
Land Area 1/ (square kilometers)	374,744	545,630	349,223	410,934	241,590	9,220,970	1,923,040	9,158,960
Population Density (persons per square kilometer)	337.7	108.7	237.1	21.6	246.3	3.4	52.2	30.1
GDP (billion \$) 1/ (Purchasing Power Parity)	\$2,950	\$1,373	\$1,864	\$184	\$1,290	\$722	\$866	\$9,255
GDP per Capita (\$) 1/ (Purchasing power parity)	\$23,400	\$23,300	\$22,700	\$20,700	\$21,800	\$23,300	\$8,500	\$33,900
Percent of Surface Passenger 2/ Kilometers by Road Transport	58.4%	92.1%	92.7%	93.8%	95.2%	99.7%	N/A	99.0%
Percent of Surface Freight 2/ Ton Kilometers by Road Transport	55.8%	67.5%	62.8%	63.2%	83.8%	22.0%	N/A	29.7%

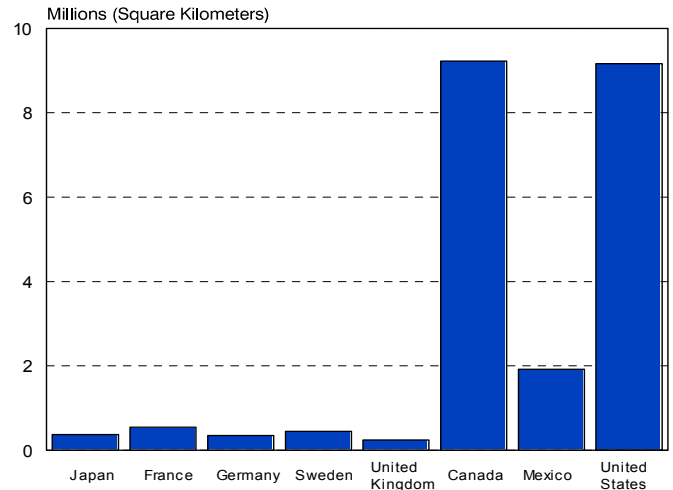
1/ Data source: "The World Fact Book - 2000" of the U.S. Central Intelligence Agency (CIA).

2/ Data is for 1998 from "OECD in Figures - 2000 edition".

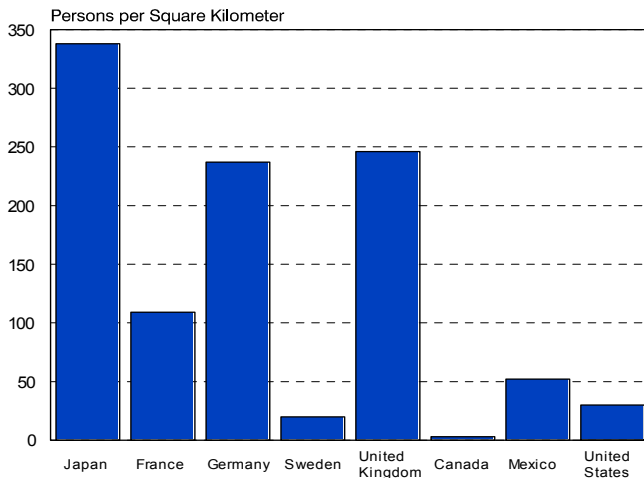
Population



Land Area



Population Density



GDP per Capita

