

Defect Clusters: Approaches for Overcoming Their Detrimental Impact on Solar Cell Performance

B. Sopori
National Renewable Energy Laboratory

T. Tan
Duke University

D. Carlson
BP Solar

*Presented at the 2005 DOE Solar Energy Technologies
Program Review Meeting
November 7–10, 2005
Denver, Colorado*

Conference Paper
NREL/CP-520-38957
November 2005

NREL is operated by Midwest Research Institute • Battelle Contract No. DE-AC36-99-GO10337



NOTICE

The submitted manuscript has been offered by an employee of the Midwest Research Institute (MRI), a contractor of the US Government under Contract No. DE-AC36-99GO10337. Accordingly, the US Government and MRI retain a nonexclusive royalty-free license to publish or reproduce the published form of this contribution, or allow others to do so, for US Government purposes.

This report was prepared as an account of work sponsored by an agency of the United States government. Neither the United States government nor any agency thereof, nor any of their employees, makes any warranty, express or implied, or assumes any legal liability or responsibility for the accuracy, completeness, or usefulness of any information, apparatus, product, or process disclosed, or represents that its use would not infringe privately owned rights. Reference herein to any specific commercial product, process, or service by trade name, trademark, manufacturer, or otherwise does not necessarily constitute or imply its endorsement, recommendation, or favoring by the United States government or any agency thereof. The views and opinions of authors expressed herein do not necessarily state or reflect those of the United States government or any agency thereof.

Available electronically at <http://www.osti.gov/bridge>

Available for a processing fee to U.S. Department of Energy and its contractors, in paper, from:

U.S. Department of Energy
Office of Scientific and Technical Information
P.O. Box 62
Oak Ridge, TN 37831-0062
phone: 865.576.8401
fax: 865.576.5728
email: <mailto:reports@adonis.osti.gov>

Available for sale to the public, in paper, from:

U.S. Department of Commerce
National Technical Information Service
5285 Port Royal Road
Springfield, VA 22161
phone: 800.553.6847
fax: 703.605.6900
email: orders@ntis.fedworld.gov
online ordering: <http://www.ntis.gov/ordering.htm>



Defect Clusters: Approaches for Overcoming Their Detrimental Impact on Solar Cell Performance

Bhushan Sopori,¹ Teh Tan,² and Dave Carlson³
¹ National Renewable Energy Laboratory, ² Duke University, ³ BP Solar

ABSTRACT

Our analyses show that defect clusters can lower the efficiency of multicrystalline silicon (mc-Si) solar cells by 2 to 4 absolute percentage points. This large loss can be recovered if impurities precipitated at the defect cluster sites can be gettered. We describe a new technique for gettering precipitated impurities.

1. Objectives

Our objective of this work is to establish the limitations set by defect clusters on the solar cell performance and to identify methods that can be commercially applied to overcome these limitations.

2. Technical Approach

Multicrystalline Si wafers contain defect clusters, which are regions of dislocation pile-up and impurity precipitation. The presence of defect clusters in a solar cell produces local shunting and introduces nonuniformities in the cell (see Figs. 1a and 1b). These nonuniformities can greatly degrade the cell performance [1]. To determine quantitatively the influence of defect clusters on the cell characteristics, we performed calculations using our Network Model, and the results were verified experimentally. Furthermore, the modeling was used to predict the performance of solar cells without any defect clusters.

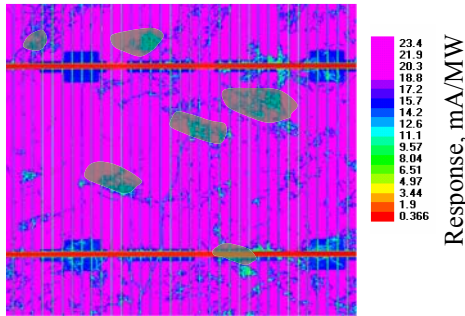


Fig. 1a. A long-wavelength laser-beam-induced current (LBIC) map of a mc-Si solar cell showing defect clusters as regions of low photoresponse. An overlay of the defect map identifies defect cluster regions.

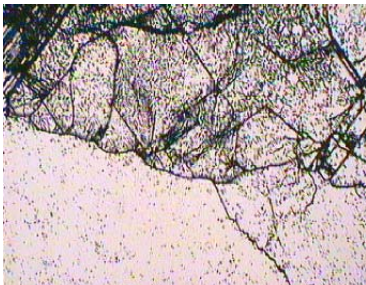


Fig. 1b. A photograph of a defect cluster showing configuration of etch pits produced by Sopori etch.

X-ray micro-analysis of defect clusters shows that the precipitates constitute metallic silicides (see Fig. 2). It is difficult to getter precipitated impurities by standard procedures [2]. We developed a new gettering technique that uses optical processing, with concomitant injection of vacancies, to rapidly dissolve and getter these precipitates.

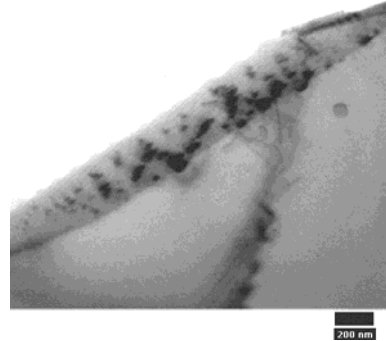


Fig. 2. A photograph showing metal precipitation at a defect cluster site.

3. Results and Accomplishments

3.1. Influence of Defect Clusters on Cell Performance

Sister wafers of commercial mc-Si were split into two groups. One group was defect mapped, and these defect distributions were used in our Network Model to calculate their cell characteristics. The other group of wafers was fabricated into solar cells using commercial processing. Excellent agreement was obtained between theory and experiment. Table 1 shows typical results of measured and calculated cell parameters. It may be pointed out that our calculations only predict an “intrinsic” fill factor, which is higher than one limited by metallization alloying.

Table 1. A comparison of calculated and measured cell parameters. Also shown are the parameters for defect-free cell with the same impurities.

Cell ID	Voc (mV), J _{sc} (mA/cm ²) (Calculated)	Voc (mV), J _{sc} (mA/cm ²) Efficiency (Measured)
#113	580, 29.87	580.6, 27.8, 11.2
#107	601, 30.52	604.7, 30.3, 12.8
No defects	638, 34.00 Efficiency = 17.8	

Figure 3 shows calculated current-voltage (I-V) characteristics of two cells in Table 1. Also shown are calculated characteristics of a cell without defect clusters. Thus, we believe that the efficiency of mc-Si can be improved by 3-4 absolute percentage points if the influence of defect clusters can be removed.

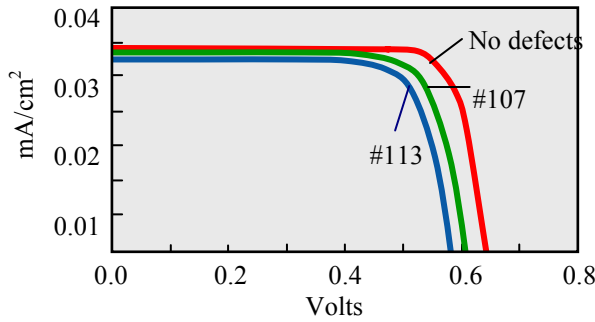


Fig. 3. Calculated I-V characteristics of cells in Table 1.

3.2. Gettering by Optical Processing for Low-Temperature Dissolution and Removal of Precipitated Impurities

Precipitated impurities require high temperatures and long processing times to dissolve, if the dissolution is entirely dictated by the thermal considerations. We have seen preliminary evidence of impurity dissolution at considerably lower temperatures using a combination of optical processing and Al gettering [3]. In this process, the wafer is coated with a layer of Al and then illuminated in a furnace with an optical flux (see Fig. 4). This process results in several favorable mechanisms, which include:

(i) *Temperature increase.* Typically, the optical flux is adjusted to result in a temperature profile sketched in Fig. 4b. In a typical process, the maximum temperature can reach 900°C.

(ii) *Increased solubility due to Fermi level effect.* Illumination by intense light and the corresponding increase in temperature results in the shifts in the quasi Fermi levels. Because metal impurities can exist both in neutral and charged states, a shift in the Fermi level is accompanied by increased concentration of the charged impurities, which causes an effective increase in the solubility. This effect is very favorable to dissolution of precipitates.

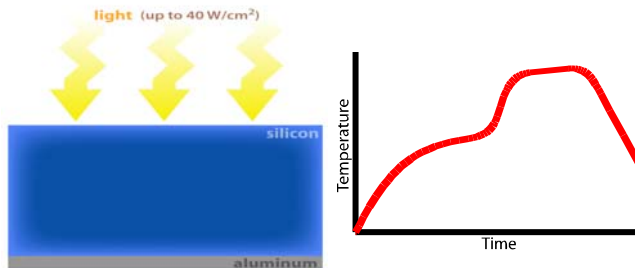


Fig. 4. (left) Schematic of optical processing, and (right) a typical temperature profile for gettering.

(iii) *Carrier-enhanced diffusion of metal ions.* In an illuminated semiconductor, dynamic charge is exchanged between metal ions corresponding to the following states:



where M^0 , M^- , and M^+ represent neutral, negatively charged, and positively charged metal ions, respectively. Because

charge exchange occurs via a carrier recombination process, part of the energy released by the charge recombination can be used to overcome the M atom migration barrier. We believe that this charge-enhanced diffusion process can occur for all M species, e.g., to Cu, Ni, and Fe, and can be particularly important for Fe, because solubility enhancement for Fe is expected to be low.

(iv) *Vacancy injection.* Vacancy injection can occur from a Si-Al interface. Such a mechanism can enhance the dissolution rate of certain precipitates (such as $FeSi_2$, which is known to be the dominant precipitate form). The dissolution rate of a precipitate of radius r is given by:

$$\frac{dr}{dt} = -\Omega_{MSi_x} \frac{C_M^* - C_M}{r} \quad C_M^* = C_M^{eq} \left(\frac{C_V^{eq}}{C_V} \right)^Y \exp\left(\frac{2\Omega_{MSi_x} \sigma}{rk_B T} \right)$$

where:

- Ω_{MSi_x} = volume of metal silicide molecule
- C_M = actual metal atom concentration in Si matrix
- C_M^* = dynamic metal concentration (for constant precipitate size)
- C_V^{eq} = thermal equilibrium vacancy concentration in Si
- C_V = actual vacancy concentration
- C_M^{eq} = equilibrium metal concentration

Y = the misfit factor, defined as the change in local volume of Si matrix corresponding to formation of the precipitate. For example, formation of a $FeSi_2$ precipitate is accompanied by volume shrinkage, with a Y value of -0.15 . Thus, as can be seen from the above equations, vacancy injection can lead to an enhancement of dissolution rate.

We are performing a variety of experiments to verify the above mechanisms. Initial results have shown a pronounced enhancement of the minority-carrier diffusion length in the defect cluster region, thus indicating precipitate dissolution/gettering.

4. Conclusions

Mitigation of the influence of defect clusters can lead to significant efficiency increase. One approach to achieve this increase is to dissolve the precipitates and simultaneously getter them. Optical processing can lower the temperature and time required to dissolve and getter precipitated impurities. Mechanisms of enhanced dissolution and gettering rates are being investigated.

ACKNOWLEDGEMENTS

This work was supported by NREL Subcontract No. DE-AC36-83CH-10093.

REFERENCES

1. B. Sopori, C. Li, S. Narayanan, and D. Carlson, *Proc. MRS Meeting* **864**, 233 (2005).
2. N. Li, H. Li, and T.Y. Tan, in *Extended Abstracts and Papers, 14th Workshop on Crystalline Silicon Solar Cells & Modules: Materials and Processes*, Ed., B.L. Sopori (Winter Park, August 8-11, 2004), p. 238.
3. B. Sopori, U.S. Patent 6,852,371.

REPORT DOCUMENTATION PAGE

Form Approved
OMB No. 0704-0188

The public reporting burden for this collection of information is estimated to average 1 hour per response, including the time for reviewing instructions, searching existing data sources, gathering and maintaining the data needed, and completing and reviewing the collection of information. Send comments regarding this burden estimate or any other aspect of this collection of information, including suggestions for reducing the burden, to Department of Defense, Executive Services and Communications Directorate (0704-0188). Respondents should be aware that notwithstanding any other provision of law, no person shall be subject to any penalty for failing to comply with a collection of information if it does not display a currently valid OMB control number.

PLEASE DO NOT RETURN YOUR FORM TO THE ABOVE ORGANIZATION.

1. REPORT DATE (DD-MM-YYYY) November 2005		2. REPORT TYPE Conference Paper		3. DATES COVERED (From - To)	
4. TITLE AND SUBTITLE Defect Clusters: Approaches for Overcoming Their Detrimental Impact on Solar Cell Performance			5a. CONTRACT NUMBER DE-AC36-99-GO10337		
			5b. GRANT NUMBER		
			5c. PROGRAM ELEMENT NUMBER		
6. AUTHOR(S) B. Sopori, T. Tan, and D. Carlson			5d. PROJECT NUMBER NREL/CP-520-38957		
			5e. TASK NUMBER PVA6.3103		
			5f. WORK UNIT NUMBER		
7. PERFORMING ORGANIZATION NAME(S) AND ADDRESS(ES) National Renewable Energy Laboratory 1617 Cole Blvd. Golden, CO 80401-3393				8. PERFORMING ORGANIZATION REPORT NUMBER NREL/CP-520-38957	
9. SPONSORING/MONITORING AGENCY NAME(S) AND ADDRESS(ES)				10. SPONSOR/MONITOR'S ACRONYM(S) NREL	
				11. SPONSORING/MONITORING AGENCY REPORT NUMBER	
12. DISTRIBUTION AVAILABILITY STATEMENT National Technical Information Service U.S. Department of Commerce 5285 Port Royal Road Springfield, VA 22161					
13. SUPPLEMENTARY NOTES					
14. ABSTRACT (Maximum 200 Words) Our analyses show that defect clusters can lower the efficiency of multicrystalline silicon (mc-Si) solar cells by 2 to 4 absolute percentage points. This large loss can be recovered if impurities precipitated at the defect cluster sites can be gettered. We describe a new technique for gettinger precipitated impurities.					
15. SUBJECT TERMS Photovoltaics; solar; defect clusters; PV; NREL					
16. SECURITY CLASSIFICATION OF:			17. LIMITATION OF ABSTRACT UL	18. NUMBER OF PAGES	19a. NAME OF RESPONSIBLE PERSON
a. REPORT Unclassified	b. ABSTRACT Unclassified	c. THIS PAGE Unclassified			19b. TELEPHONE NUMBER (Include area code)