

SANDIA REPORT

SAND2002-0513

Unlimited Release

February 2002

An Assessment of Reactor Types for Thermochemical Hydrogen Production

Albert C. Marshall

Prepared by
Sandia National Laboratories
Albuquerque, New Mexico 87185 and Livermore, CA 94550

Sandia is a multiprogram laboratory operated by Sandia Corporation
a Lockheed Martin Company, for the United States Department of
Energy under Contract DE-AC04-94AL85000.



Sandia National Laboratories

Issued by Sandia National Laboratories, operated for the United States Department of Energy by Sandia Corporation.

NOTICE: This report was prepared as an account of work sponsored by an agency of the United States Government. Neither the United States Government nor any agency thereof, nor any of their employees, nor any of their contractors, subcontractors, or their employees, makes any warranty, express or implied, or assumes any legal liability or responsibility for the accuracy, completeness, or usefulness of any information, apparatus, product, or process disclosed, or represents that its use would not infringe privately owned rights. Reference herein to any specific commercial product, process, or service by trade name, trademark, manufacturer, or otherwise, does not necessarily constitute or imply its endorsement, recommendation, or favoring by the United States Government, any agency thereof, or any of their contractors or subcontractors. The views and opinions expressed herein do not necessarily state or reflect those of the United States Government, any agency thereof, or any of their contractors.

Printed in the United States of America. This report has been reproduced directly from the best available copy.

Available to DOE and DOE contractors from
Office of Scientific and Technical Information
P.O. Box 62
Oak Ridge, TN 37831

Prices available from (615) 576-8401, FTS 626-8401

Available to the public from
National Technical Information Service
U.S. Department of Commerce
5285 Port Royal Rd
Springfield, VA 22161

NTIS price codes
Printed copy: A03
Microfiche copy: A01

SAND2002-0513

Unlimited Release

February 2002

An Assessment of Reactor Types for Thermochemical Hydrogen Production

Albert C. Marshall

Advanced Nuclear Concepts Department

P.O. Box 5800

Sandia National Laboratories

Albuquerque, New Mexico 87185-0425

Abstract

Nuclear energy has been proposed as a heat source for producing hydrogen from water using a sulfur-iodine thermochemical cycle. This document presents an assessment of the suitability of various reactor types for this application. The basic requirement for the reactor is the delivery of 900 C heat to a process interface heat exchanger. Ideally, the reactor heat source should not in itself present any significant design, safety, operational, or economic issues. This study found that Pressurized and Boiling Water Reactors, Organic-Cooled Reactors, and Gas-Core Reactors were unsuitable for the intended application. Although Alkali Metal-Cooled and Liquid-Core Reactors are possible candidates, they present significant development risks for the required conditions. Heavy Metal-Cooled Reactors and Molten Salt-Cooled Reactors have the potential to meet requirements, however, the cost and time required for their development may be appreciable. Gas-Cooled Reactors (GCRs) have been successfully operated in the required 900 C coolant temperature range, and do not present any obvious design, safety, operational, or economic issues. Altogether, the GCRs approach appears to be very well suited as a heat source for the intended application, and no major development work is identified. This study recommends using the Gas-Cooled Reactor as the baseline reactor concept for a sulfur-iodine cycle for hydrogen generation.

Acknowledgments

This work was performed for and funded by the U.S. Department of Energy for DOE Nuclear Energy Research Project number 99-238. The author is grateful for the suggestions and guidance provided by Paul Pickard, Dana Powers, and Steve Showalter of Sandia National Laboratories, and Lloyd Brown from General Atomics Technologies.

Table of Contents

<u>Nomenclature</u>	7
<u>Executive Summary</u>	8
<u>An Assessment of Reactor Types for Thermochemical Hydrogen Production</u>	10
<u>1.0 Introduction</u>	10
<u>1.1 Objective</u>	10
<u>1.2 Approach</u>	13
<u>2.0 Stage 1: Status of Reactor Types</u>	17
<u>2.1 Pressurized Water-Cooled Reactors</u>	17
<u>2.2 Boiling Water-Cooled Reactors</u>	19
<u>2.3 Organic-Cooled Reactors</u>	19
<u>2.4 Alkali Metal-Cooled Reactors</u>	20
<u>2.5 Heavy Metal-Cooled Reactors</u>	20
<u>2.6 Gas-Cooled Reactors</u>	22
<u>2.7 Molten Salt-Cooled Reactors</u>	23
<u>2.8 Liquid-Core Reactors</u>	23
<u>2.9 Gas-Core Reactors</u>	26
<u>3.0 Stage 2: Coolant Properties</u>	27
<u>3.1 Pressurized Water</u>	27
<u>3.2 Boiling Water</u>	27
<u>3.3 Organic Coolants</u>	30
<u>3.4 Alkali-Metal Coolants</u>	30
<u>3.5 Heavy-Metal Coolants</u>	31
<u>3.6 Gas Coolants</u>	31
<u>3.7 Molten Salt Coolants</u>	32
<u>3.8 Liquid Core Coolants</u>	33
<u>4.0 Stage 3: Attribute Assessments</u>	33
<u>4.1 Pressurized Water-Cooled Reactors</u>	36
<u>4.2 Boiling Water-Cooled Reactors</u>	36
<u>4.3 Organic-Cooled Reactors</u>	36
<u>4.4 Alkali metal-Cooled Reactors</u>	36
<u>4.5 Heavy Metal-Cooled Reactors</u>	38
<u>4.6 Gas-Cooled Reactors</u>	39
<u>4.7 Molten Salt-Cooled Reactors</u>	41
<u>4.8 Liquid-Core Reactors</u>	43
<u>4.9 Gas-core Reactors</u>	45
<u>5.0 Stage 4: Development COSTs</u>	45
<u>5.1 Approach</u>	45

5.2	Materials Development	46
5.3	Fuel Development	46
5.4	Component Development	46
5.5	System Design Development	47
5.6	Fabrication Facility Development	47
5.7	Development Assessment	47
6.0	Conclusions	48
	References:	50

List of Figures

Figure 1	Sulfur-iodine thermochemical cycle for hydrogen production	11
Figure 2	Schematic of nuclear reactor heat source with a water/thermochemical hydrogen production system.	12
Figure 3	PWR containment building and system components	18
Figure 4	Clinch River Breeder Reactor liquid metal cooled reactor.	21
Figure 5	HTGR primary system cross section.	24
Figure 6	Pebble Bed Reactor vessel cross section.	25

List of Tables

Table 1	Reactor Types Considered in the Assessment	15
Table 2	Attribute Requirements and Criteria	16
Table 3	Reactor Coolant Basic Properties	28
Table 4	Reactor Coolant Thermal and Chemical Properties	29
Table 5	Assessment of Reactor Concepts for Sulfur-Iodine Thermochemical Cycle	35
Table 6	Development Cost Scores Relative to GCRs.	46

Nomenclature

AVR	Arbeitsgemeinschaft Versuchsreaktor
BWR	Boiling Water Reactor
CRBR	Clinch River Breeder Reactor
DOE	Department of Energy
ES&H	Environmental Safety and Health
FSV	Fort St. Vrain
GCR	Gas-Cooled Reactor
HMR	Heavy Metal-Cooled Reactor
HTGR	High Temperature Gas Cooled Reactor
HTGR	High Temperature Graphite Reactor (when used for a MSCR core design)
MSCR	Molten Salt-Cooled Reactor
NERI	Nuclear Energy Research Initiative
PBR	Pebble Bed Reactor
PWR	Pressurized Water Reactor

Executive Summary

A broad range of reactor categories was reviewed to assess the suitability of various concepts as a heat source for the sulfur-iodine thermochemical production of hydrogen from water. The principal requirement is that heat must be supplied at 900 C in order to dissociate sulfuric acid into SO₂, H₂O, and O₂. The assessment was carried out in four stages, as follows:

Stage 1: Status of reactor types

For this stage, nine basic types of reactors were identified and their development status was assessed. The basic reactor types include pressurized water-cooled reactors, boiling water-cooled reactors, organic-cooled reactors, alkali metal-cooled reactors, heavy metal-cooled reactors, gas-cooled reactors, molten salt-cooled reactors, liquid-core reactors, and gas-core reactors. Based on this review, gas-core reactors were eliminated from consideration because, given the objectives of the program, the development requirements for this reactor category is unacceptably high.

Stage 2: Coolant property assessment

For stage 2 the properties of reactor coolants were reviewed to determine their suitability for the proposed application. Pressurized water-cooled reactors were eliminated from consideration because the required system pressure would be extremely high, and boiling water-cooled reactors were eliminated due the severe corrosion issues associated with 900 C steam. Organic-cooled reactors were dropped from consideration because organic coolants dissociate at temperatures well below 900 C. During this stage, baseline coolants were selected for each reactor category. For example, lithium was selected as the baseline coolant for the alkali metal-cooled reactor category.

Stage 3: Attribute assessment

A list of five requirements and five criteria was developed and used to further assess the suitability of the various reactor types for the sulfur-iodine cycle. The five requirements included (1) materials compatibility, (2) coolant stability, (3) reasonable operating pressures, (4) nuclear compatibility, and (5) basic feasibility and development requirements. The five criteria were (1) safety, (2) operational issues, (3) capital costs, (4) intermediate loop compatibility, and (5) other merits and issues. Guidelines were then established for rating each reactor category for each requirement and criterion with a score of 0 through 4 (with 4 indicating best achievable and 0 indicating unacceptable). Based on this assessment, liquid-core and alkali metal-cooled reactors were identified as possibilities, but were judged to present significant technology development risks. The

issues for the liquid-core approach focus on the radiological challenges presented by a circulating fuel in the primary loop. For alkali metals, the general corrosiveness of the coolant and the potential impact on development cost were the principal issues. Gas-cooled, heavy metal-cooled, and molten salt-cooled reactors were identified as promising candidates.

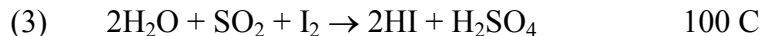
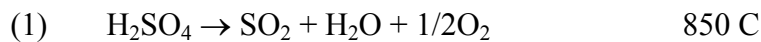
Stage 4: Development COST requirements

A comparison of the relative development cost requirements was made for the top three candidate approaches from stage 3. Based on this assessment, helium gas-cooled reactors appear to require the least development work and present the lowest development risk. The underlying reasons for their suitability for the high temperature sulfur-iodine cycle are: (1) helium is chemically inert, and (2) gas cooled reactors have been successfully operated for a number of years in the required temperature range. Based on this assessment helium gas-cooled reactors are recommended as the baseline choice as a reactor heat source for a sulfur-iodine thermochemical cycle for hydrogen production.

An Assessment of Reactor Types for Thermochemical Hydrogen Production

1.0 Introduction

The Department of Energy has awarded a Nuclear Energy Research Initiative (NERI) Grant to General Atomics, the University of Kentucky, and Sandia National Laboratories to explore the possibility of using a reactor heat source combined with a thermochemical cycle for the production of hydrogen from water [1]. The sulfur-iodine thermochemical cycle was selected during the first phase of this project as the baseline approach. For this cycle, a heat supply temperature of 850 C permits optimum operation; however, temperatures as low as 750 C may be acceptable [2], and by operating at higher pressures, higher temperatures may be utilized. The cycle reactions and operating temperatures are:



The cyclical relationship of the chemical reactants is illustrated in Fig. 1, and a schematic illustration of a reactor based hydrogen production system is illustrated in Fig. 2. Reaction 1 is highly endothermic, requiring most of the heat input to the process. Reaction 2 is slightly endothermic and Reaction 3 is very exothermic.

For the second phase of this project, one of the tasks is to define the thermal characteristics of the advanced nuclear reactor heat source. This definition includes a specification of the reactor coolant/heat transfer medium. Several types of nuclear reactors are capable of producing process heat in the temperature range of interest. Sandia was tasked with analyzing the characteristics of the various types of reactors and recommending reactor concepts best suited as a heat source for a sulfur-iodine cycle. This report provides the findings of the Sandia study.

1.1 Objective

The objectives of this study are to identify the most promising reactor concepts for use as the heat source in a sulfur-iodine thermochemical system for producing hydrogen from water, and to select one reactor concept as the baseline design for Phase 3 of this project.

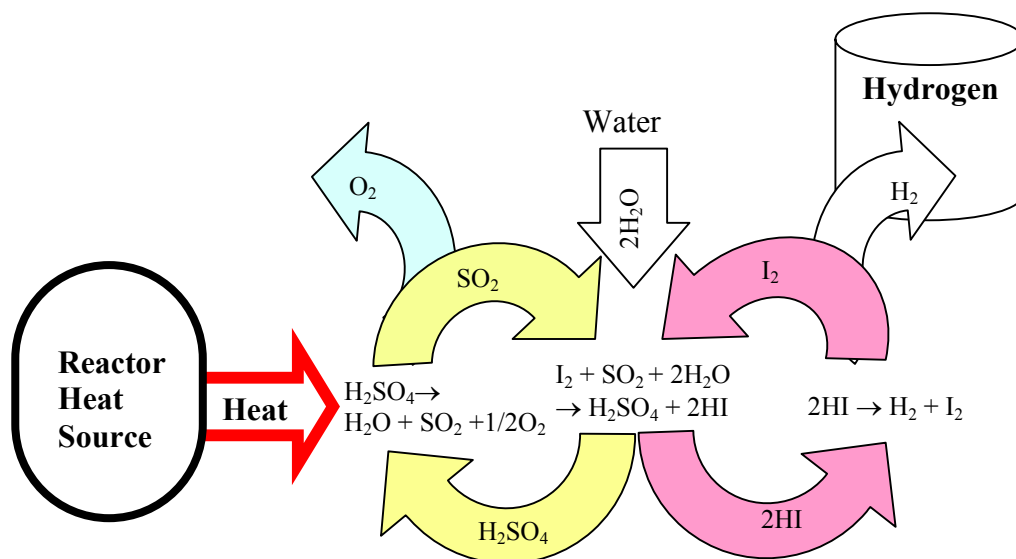


Figure 1 Sulfur-iodine thermochemical cycle for hydrogen production

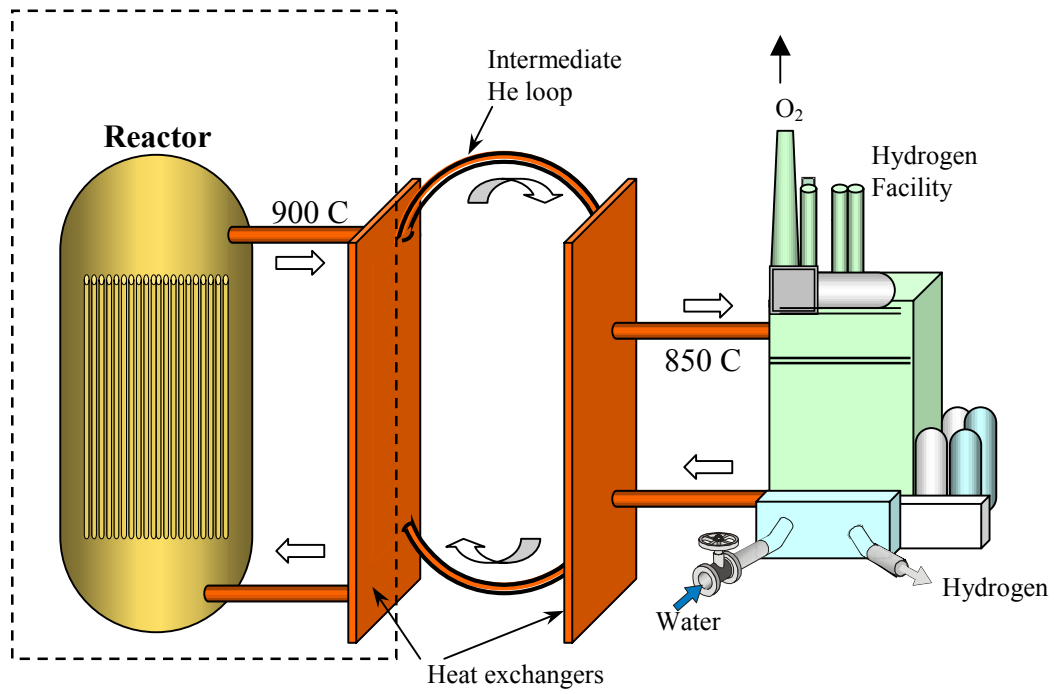


Figure 2 Schematic of nuclear reactor heat source with a water/thermochemical hydrogen production system.

1.2 Approach

The focus for this project is the integration of a reactor system with a chemical plant for the production of hydrogen from water. This challenging goal is in itself an innovative application of nuclear power. Ideally, the recommended reactor technology would require minimal technology development to meet the high temperature requirement. Furthermore, the reactor system should not present any significant design, safety, operational, or economic issues. In other words, the focus of this DOE project should be on the integration and development of a reactor-based hydrogen production plant, rather on a major development of the reactor itself.

The reactor heat source can be conceptually decoupled from the hydrogen production plant, with a heat exchanger providing the interface between the two systems. At present, the plan is to use an intermediate helium loop between the reactor coolant loop and the hydrogen production system. The intermediate helium loop assures that any leakage from the reactor coolant loop will not contaminate the hydrogen production system or expose plant personnel to radiation from the primary loop coolant. The intermediate helium loop also assures that corrosive process chemicals cannot enter the core of the nuclear reactor. Thus, the heat exchanger interface, to a large extent, sets the boundary conditions for selection of the reactor system. The principal requirement set by the interface is the temperature requirement for the decomposition of H_2SO_4 . General Atomics estimates a 50 C drop from the core outlet to the point of application [2]; thus, in order to deliver 850 C to the hydrogen production system, the required core outlet temperature is 900 C.

The project objectives and reactor operational requirements suggest a logical approach for reviewing and assessing potentially applicable reactor system options. Given the basic requirements of coolant temperature, and the potential effect of leakage into the coolant loop, the reactor coolant becomes a primary consideration for determining which concepts are most appropriate. Furthermore, the basic reactor types are generally classified by the coolant type. Given these considerations, reactor categories can be delineated by nine basic coolant types identified in Table 1. In order to aid the discussion, a number of sub-categories are also defined in Table 1. The reactor/coolant types include pressurized water-cooled reactors, boiling water-cooled reactors, alkali liquid metal-cooled reactors, heavy liquid metal-cooled reactors, gas-cooled reactors, organic-cooled reactors, molten salt-cooled reactors, liquid-core reactors, and gas-core reactors.

Four assessment stages are used in this study:

STAGE 1: The basic reactor types are reviewed to provide perspective on the development level of candidate reactor systems. Speculative concepts with extreme developmental requirements may be eliminated at this stage. Coolant limitations and concept attributes are not assessed at this stage

STAGE 2: For the second stage, coolant properties are examined to identify merits, issues, and limitations. Fundamental limitations of coolant choices may result in the elimination of some reactor types. At this stage, specific coolant options for each reactor type are examined to select a baseline coolant option; e.g., Li may be selected from the options of Na, Li, NaK, and K for alkali metal-cooled reactors.

STAGE 3: For the third stage, the reactor types are subjectively assessed based on the five requirements and five important criteria given in Table 2. A subjective grade is given for each reactor type (0 through 4) for each assessment criterion.

STAGE 4: For the final stage, the relative development costs are reviewed for the top remaining candidates. A subjective score for development costs (0 through 4) are awarded to each reactor type for five development categories. Based on this analysis a baseline concept is recommended as a heat source for the sulfur-iodine cycle.

From the preceding discussion of the assessment approach, it should be clear that conclusions from this study are based on subjective assessments and the study is limited in both scope and detail. Nonetheless, for the purpose of selecting a baseline approach for system analysis of a sulfur-iodine hydrogen production facility, the conclusions from this study should provide adequate guidance.

Table 1 Reactor Types Considered in the Assessment

1. Pressurized Water Reactors
 - Pressurized Water Reactors (light and heavy water)
 - Supercritical-Phase Pressurized Water Reactors
2. Boiling Water Reactors
 - Boiling Water Reactors (light and heavy water)
 - Boiling Water Reactors with Superheat
3. Organic-Cooled Reactors
 - Diphenyl
 - Other organic coolants
4. Alkali Liquid Metal-Cooled reactors
 - Lithium-cooled
 - Other (Na, K, NaK)
5. Heavy Liquid Metal-Cooled Reactors
 - Lead-bismuth
 - Other (Pb, Bi, Sn, Hg)
6. Gas-Cooled Reactors
 - Noble gasses (He, Ar)
 - Other gasses (CO₂, H₂, N₂, Air, Ar, Steam)
7. Molten Salt-Cooled Reactors
 - 2LiF-BeF₂
 - Other salts
8. Liquid-Core Reactors
 - Molten Salt-Core
 - Liquid Metal-Core
 - Aqueous-Core
9. Gas-Core Reactors
 - UF₆
 - Other gas/fuel (UF₄, U-plasma)

Table 2 Attribute Requirements and Criteria

(a) Basic Requirements

1. Chemical compatibility
 - Compatibility of coolant with primary loop materials and fuel.
2. Coolant Stability
 - Molecular stability of coolant at operating temperatures and in a radiation environment.
3. Pressure requirements
 - Pressure limitations for primary loop.
4. Nuclear requirements
 - Issues associated with nuclear aspects of the reactor type.
5. Feasibility
 - Basic feasibility, development requirements, and development risk.

(b) Important Criteria

1. Safety
2. Operational Issues
3. Capital Costs
4. Intermediate Loop Compatibility
5. Other merits and Issues

2.0 Stage 1: Status of Reactor Types

Before embarking on an in-depth study of a specific reactor concept for hydrogen production, an assessment of all possible reactor candidates should be carried out to determine the best choices. This study explores a broad range of reactor concepts and options, from the highly conventional to the highly speculative. The basic reactor types and the principal concepts in each category are briefly reviewed in this section. The principal reactor categories include pressurized water reactors, boiling water reactors, alkali liquid metal-cooled reactors, heavy liquid metal-cooled reactors, gas-cooled reactors, organic-cooled reactors, molten salt-cooled reactors, liquid-core reactors, and gas-core reactors.

2.1 Pressurized Water-Cooled Reactors

Pressurized water reactors (PWRs) are used extensively for commercial production of electricity. A typical PWR reactor system design is illustrated in Fig. 3. The basic design of a PWR core consists of bundles of approximately one cm in diameter, 3.6 m long zircaloy clad fuel rods. Each fuel rod contains stacks of UO_2 fuel pellets. The moderator/coolant/heat transfer medium is water. Water in the primary cooling loop is pressurized to about 15.5 MPa (2,250 psi) and remains in the liquid phase. A heat exchanger is used to transfer heat to a low-pressure secondary loop. The working fluid in the secondary loop is also water. Steam is formed in the secondary loop and used in a Rankine cycle to drive a turbine-generator. The core outlet coolant temperature is about 325 C. The nominal fuel centerline temperature and cladding temperature are 2280 C and 347 C, respectively. A typical large PWR produces 3,400 MW_{th} to provide 1,100 MW_{e} at 32% efficiency. The total coolant flow rate is about 1.7×10^4 kg/sec (19 tons/sec) [3].

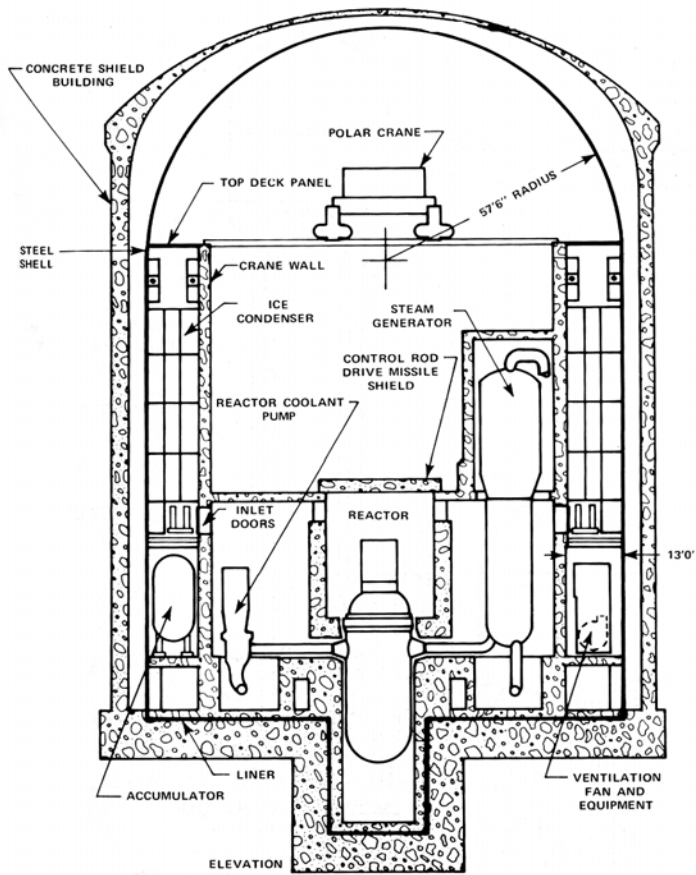


Figure 3 PWR containment building and system components

A number of variations on the basic pressurized water reactor design are available. The Canadian CANDU pressurized water reactors use heavy water, rather than light water, as the moderator. Heavy water (D_2O) absorbs fewer neutrons, thus permitting the use of natural uranium rather than enriched uranium. Advanced PWR concepts, including both evolutionary and revolutionary designs, are under development. These advanced designs are primarily focused on providing passive safety features [4]. Although PWRs are fully mature and they are among the most prolific reactor types, none of the PWRs described in the preceding discussion can achieve the temperature required for the sulfur-iodine cycle using liquid water. In order to provide thermal energy at 900 C with a pressurized water-cooled reactor, the water coolant must be in the supercritical state. The supercritical state of water refers to water above 374C; above this temperature water cannot exist in the liquid state (supercritical water is unrelated to neutronic supercriticality). So-called *supercritical* pressurized water-cooled reactors (high temperature water-cooled reactors in the supercritical phase) have been proposed [5].

2.2 Boiling Water-Cooled Reactors

In the United States, about one-third of operating water-cooled power reactors are boiling water reactors (BWRs). Fuel rods in BWRs are similar to PWR fuel rods. The coolant in a BWR, however, is maintained at lower pressure (7.2 MPa) and steam is formed in the primary loop. For the BWR, water in the primary loop serves as the moderator, coolant, and working fluid. This design eliminates the need for a secondary loop. The coolant temperature is 290 C, and the maximum fuel centerline temperature and average cladding temperatures are 1830 C and 300 C, respectively. A typical large BWR produces 3,579 MWth to provide 1,220 MWe at 34% efficiency. Current U.S. reactors provide steam at saturation conditions; consequently, current design BWRs are incapable of providing steam at the required temperature. If the reactor is used to superheat the steam, however, it may be possible to provide thermal energy at 900 C. BWRs employing nuclear superheat have been operated in the 1950s and 1960s, with reactor outlet steam temperatures up to 500 C. Nuclear Superheated BWRs present a number of problems, such as severe corrosion of fuel elements exposed to superheated steam and shutdown cooling of fuel zones used for superheating [3, 6, 7]. The British have developed boiling heavy water-cooled reactor designs [7].

2.3 Organic-Cooled Reactors

Organic liquid coolants, such as diphenyl, have been developed as an alternative to water coolants for power reactors. The principle advantages of organic coolants are the relatively low vapor pressure and low corrosion characteristics. The low vapor pressure leads to low pressure system designs, compared to water-cooled reactors, resulting in a potentially significant capital cost reduction. An experimental organic-cooled reactor was designed, built, and operated at Oak Ridge National Laboratories in the 1950s. A small U.S. organic-cooled reactor commercial power plant and a Soviet transportable organic-cooled reactor were built and operated in the 1960s. Coolant dissociation in radiation and

high temperature environments resulted in virtual abandonment of the organic-cooled reactor option [6, 7].

2.4 Alkali Metal-Cooled Reactors

Alkali liquid metal-cooled Reactor development has focused on sodium-cooled breeder reactor systems. The French have built and operated a large-scale sodium-cooled breeder reactor. In the United States several breeder-prototype liquid metal-cooled reactors were developed. The United States also began construction (subsequently terminated) on a 975 MW_{th} Clinch River Breeder Reactor (CRBR). The CRBR basic design is presented in Fig. 4. Typical reactor outlet temperatures are about 530 C, and the coolant is maintained at a very low operating pressure. For the CRBR system, the flow rate of the sodium coolant was designed to be approximately 2.3×10^3 kg/sec (2.5 tons per sec). For liquid metal-cooled power reactors, heat from the primary liquid metal cooling loop is transferred to a water loop using a heat exchanger. Steam is generated in the secondary loop for use in Rankine cycle to produce electrical power [3]. Fast breeder reactor core designs usually consist of uranium and plutonium oxide pellets contained in steel-clad fuel pins. An advanced liquid metal cooled reactor concept has been proposed that uses a ternary metallic fuel consisting of uranium, plutonium, and zirconium [8]. Other fuel types have been studied and used in alkali liquid metal-cooled reactor designs. Most liquid metal-cooled reactors are fast reactors; however, some designs have been developed that utilize graphite or other materials to moderate (slow down) neutrons.

Although sodium is usually selected as the coolant for liquid metal-cooled breeder reactor system designs, space reactor systems have been developed in the United States and the former Soviet Union that utilize other liquid metal coolants. In the United States, sodium-potassium (NaK) eutectic, potassium, and lithium coolant technology have been developed for space reactors. For the proposed lithium-cooled SP-100 reactor, the fuel was uranium nitride and the design temperature of the coolant outlet was 1,120 C [8].

2.5 Heavy Metal-Cooled Reactors

Heavy liquid metals considered for both terrestrial and space reactors include mercury, bismuth, lead, tin, and lead-bismuth eutectics [7, 9, 10]. The United States developed and tested a small reactor with a mercury Rankine cycle in a secondary-side loop. Lead-bismuth reactors were developed and used in the Russian nuclear-powered submarine program [10]. Heavy metal-coolants are not fire or chemical explosive hazards, and exhibit very low vapor pressures. Furthermore, heavy metal cooled reactors have negative void coefficients of reactivity. For one proposed PbBi power reactor system, the coolant outlet temperature and pressure are 439 C and 0.5 MPa, respectively. For this design, the fuel is UO₂, and the core diameter and length are 1.65 m and 0.9 m, respectively [11]. A variety of other fuels have been proposed for heavy metal-cooled reactors; e.g., UZr, UPuZr, and UPuN.

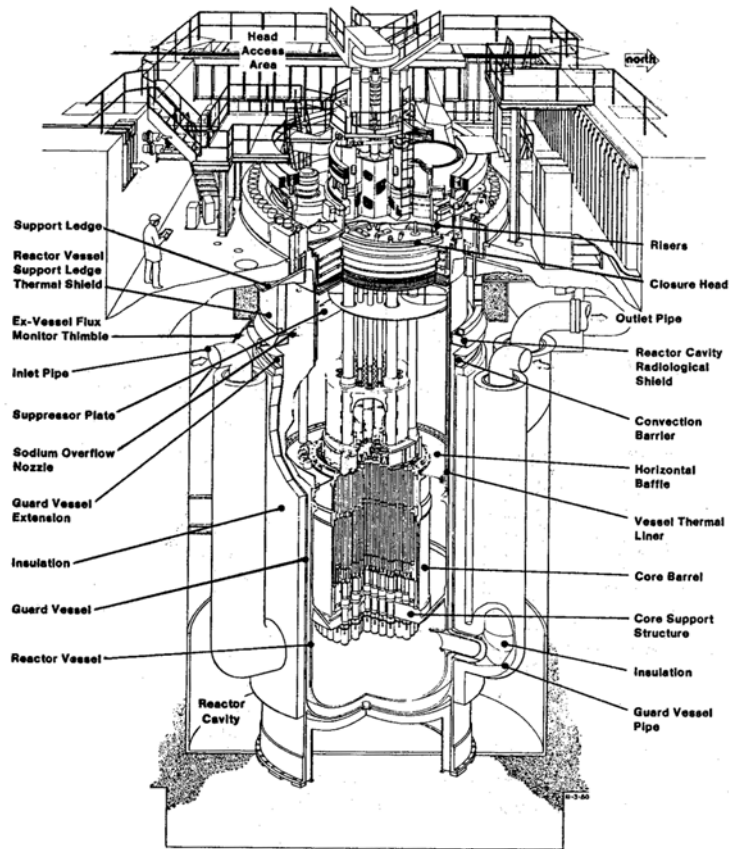


Figure 4 Clinch River Breeder Reactor liquid metal cooled reactor.

2.6 Gas-Cooled Reactors

Potential gas coolants for reactors include hydrogen, helium, nitrogen, CO₂, argon, air, and steam. A number of large gas-cooled reactors (GCRs) have been developed and operated worldwide. Gas-cooled reactor designs are usually moderated, and graphite is commonly selected as the moderator. However, gas-cooled reactors have been studied and developed that employ other moderators or no moderator. A broad variety of fuel element geometries and fuel types have been used in gas-cooled reactors [6].

The first gas-cooled reactors developed in the United Kingdom were air-cooled reactors. By the late 1950s, gas-cooled reactor development in the United Kingdom and France was based on a CO₂ coolant. Oxidation and dissociation issues, however, have limited CO₂ coolant temperatures to less than 600 C. Fuel element designs for these reactors included uranium metal and uranium dioxide clad in magnesium alloy and other metals. The CO₂-cooled reactor approach proved successful, but these systems did not produce electricity as cheaply as PWRs. In 1979, Great Britain abandoned CO₂-cooled reactors in favor of the more economical PWR approach [6, 7]. In the United States, nitrogen-cooled reactors were once studied for remote power sources, and hydrogen-cooled reactors were developed for space applications. However, nitrogen and hydrogen-cooled reactors were never developed for commercial power applications. The use of steam as a coolant/working fluid has been limited to nuclear superheat in BWR reactors.

Developers in the United States, Germany, and Japan eventually selected helium as an attractive coolant for gas-cooled reactors. Helium is chemically inert, exhibits good heat transfer properties (among gasses), and has a very small neutron capture cross section. In the 1960s, a small high temperature, graphite moderated, helium-cooled reactor plant (Peach Bottom) was built and operated in the United States, and in the 1970s the Fort St. Vrain (FSV) commercial High Temperature Gas Cooled Reactor (HTGR) went into operation. The Fort St. Vrain system was a mid-sized power plant with the basic design features of current-design HTGRs. The FSV core consists of stacks of hexagonal graphite blocks. Each graphite block is 78.7 cm high and 35.6 cm across flats. Fuel rods are contained within the graphite blocks and helium flows through internal coolant channels in the blocks. The fuel rods consist of coated uranium carbide microspheres embedded in a graphitic binder. Maximum fuel temperatures were < 1260 C, and the coolant outlet temperature was 785 C. The primary system for an HTGR design is shown in Fig. 5. For a 2,900 MWth HTGR design, the coolant pressure and flow rate are about 4.8 MPa (700 psi) and 1.3 x 10³ kg/sec (1.4 tons per sec), respectively [6, 7]. The recently completed Japanese 30 MWth test reactor, which uses HTGR technology, is designed to achieve an outlet temperature of about 900 C [1].

In the late 1960s, the Germans developed and operated the AVR helium-cooled Pebble Bed Reactor with coolant operating conditions similar to an HTGR, but with a

radically different core configuration. Rather than hexagonal fuel elements, the AVR used 6-cm diameter graphite balls containing coated uranium carbide microparticles embedded in the graphite matrix of the ball. The AVR pebble bed reactor core, illustrated in Fig. 6, consists of several hundred thousand fuel balls and over one hundred thousand pure graphite moderator balls. The fuel and moderator balls are continuously recirculated through the core. “Spent” fuel balls are removed from the circulating loop and fresh fuel balls are added as needed to maintain criticality. The outlet coolant temperatures ranged between 850 and 950 C. The Germans also built a 746 MW_{th} prototype power plant pebble bed reactor system; the plant was operated from 1983 to 1988 [6, 7]. The maximum permitted fuel temperature for current generation PBRs (as for HTGRs) is 1260 C [2]. A pebble bed reactor is now under development in South Africa [12].

Currently, the United States has no operating Gas-Cooled Reactors but interest is growing worldwide. The U.S. GCR technology is being updated for use in burning plutonium in Russia. One utility has announced that they will build the Pebble Bed version of GCR in the United States. Development on GCR’s is being carried out in the United States, Russia, Japan, China, Germany, and South Africa.

2.7 Molten Salt-Cooled Reactors

Molten Salt-Cooled Reactors have been recently proposed that combine features of the HTGR and Molten Salt Core Reactor concepts [13]. For this concept, the coolant is a molten salt, such as 2Li-BeF₂ and the core resembles the core of a prismatic HTGR. This approach can permit high temperature operation at low pressure, with the possibility of low corrosion. Molten salt-cooled reactors avoid most of the issues associated with the flowing fuel of the molten salt-core reactors (discussed subsequently). Molten salts exhibit very low vapor pressures and are stable in radiation and high temperature environments. Although the molten salt-cooled approach appears to be entirely feasible, it must be emphasized that this approach is only in the early conceptual stage.

2.8 Liquid-Core Reactors

One novel approach to reactor design uses reactor fuel in the liquid phase. The liquid fuel is pumped through the reactor system. Fuel entering the core region supports criticality and the liquid fuel is heated by nuclear fission of its fissile constituents. The hot liquid fuel then exits the core and passes through a heat exchanger, where heat is extracted for use in a power cycle. Liquid-core reactors offer a number of potential advantages. For example, because the fuel is also the fluid heat transfer medium, no thermodynamic losses result from temperature differences between the fuel and coolant. As a consequence, very high efficiencies are possible with liquid-core reactor systems. Furthermore, liquid-core reactors eliminate fuel fabrication costs and eliminate fuel damage concerns. Fluid cores also permit on-line refueling and removal of fission products. The low fission product inventory and low excess reactivity, made possible by on-line fuel processing and fuel re-supply, result in potential safety advantages.

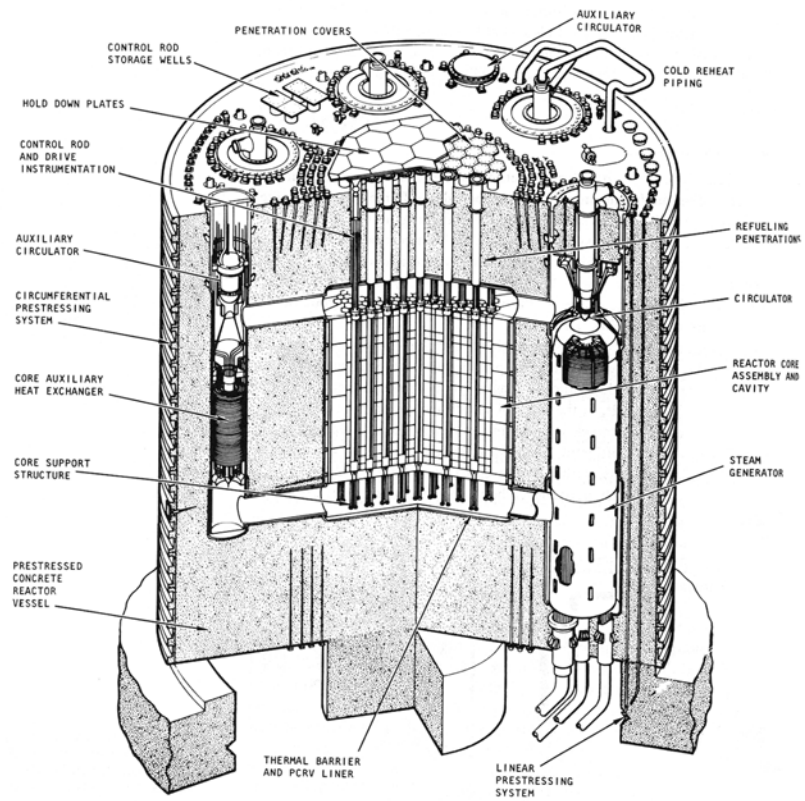


Figure 5 HTGR primary system cross section.

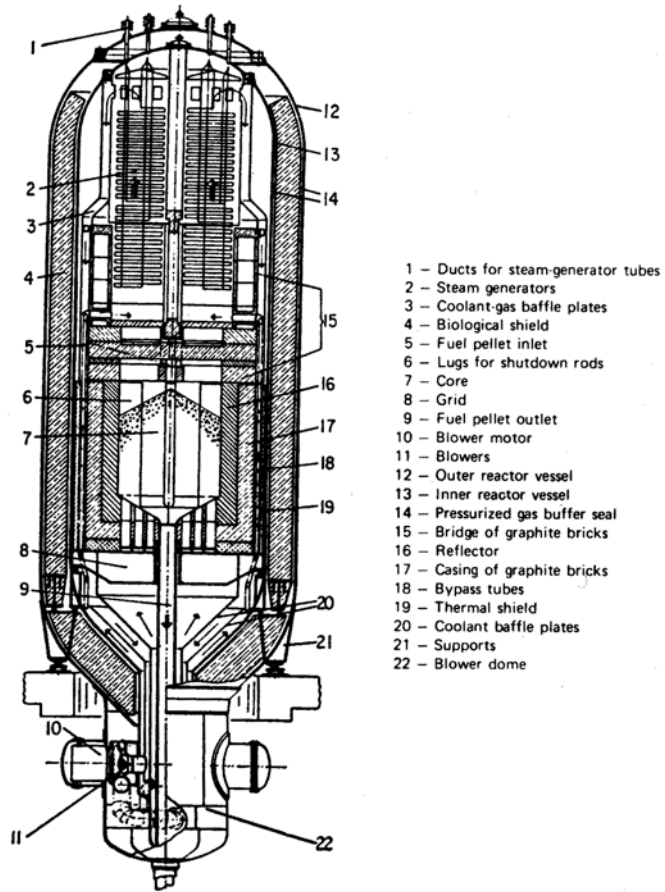


Figure 6 Pebble Bed Reactor vessel cross section.

Aqueous, liquid metal, and molten salt liquid-core reactors have been studied. Aqueous-core reactors include fuel solutions and slurries. Several uranium salts, such as uranyl sulfate (UO_2SO_4) have been studied for solution-type aqueous-core reactors. For slurry-type aqueous-core reactors, uranium compounds (e.g., UO_2) are suspended in water. Aqueous-core reactor experiments were conducted in the United States in the 1950s [7].

Liquid metal-core reactors were extensively studied in the 1950s and early 1960s at Brookhaven and Los Alamos National Laboratories. As for aqueous fuel reactors, liquid-metal-fuel reactors include both fuel solutions and slurries. For this approach, uranium or plutonium is maintained in solution in a liquid metal, such as bismuth or lead, or in suspension in a liquid metal, such as sodium. Both moderated and unmoderated systems have been studied. Liquid metal core reactors are not limited by the high vapor pressure difficulties found in aqueous-fuel approaches. Fluid operating temperatures of $> 500\text{ C}$ were planned for some designs [7].

Molten salt-core reactors have been more extensively developed than other liquid core concepts. For this approach, the reactor fluid consists of uranium tetrafluoride dissolved in a carrier salt, such as lithium fluoride and beryllium fluoride. Both moderated and unmoderated reactor systems have been designed. A test reactor was operated in the United States in the 1960s [6, 7], and commercial scale designs have been developed in the United States, Russia, and Japan. Molten salts are stable to both radiation and high temperature, and exhibit low vapor pressures. The fuel-fluid operating temperature for one molten salt reactor concept is 700 C [3]. The system pressure for this design is about 0.5 MPa . As for other liquid core designs, the use of a radioactive fluid in the primary loop presents a number of design and operational difficulties. The entire loop is a source of intense radiation fields, requiring shielding-exclusion areas, remote maintenance, containment, and decay-heat removal capability [6, 7, 14].

2.9 Gas-Core Reactors

Gas-core reactors are unquestionably the least developed of all the reactor types studied in this assessment. The fuel for this concept is typically a uranium compound in gaseous form, such as UF_6 , UF_4 , or uranium plasma. Similar to the liquid-core approach, the gaseous fuel is circulated through the reactor system. Fuel entering the core region supports criticality and the gaseous fuel is heated by nuclear fission. The principal advantage of this approach is that very high temperatures are possible. For gaseous fuel compounds, a typical design would provide gas outlet temperatures of several thousand C. Plasma core reactors are projected to produce gas exit temperatures in excess of $10,000\text{ C}$. The very high temperature of the gaseous fuel presents serious materials and design challenges. One design approach for protection of core boundary materials includes cooling the pressure vessel and surrounding reflector by a flowing low temperature gas. Most of the work on gas core reactors has focused on nuclear rockets, where very high temperatures are an important advantage. Many operational and design issues must be resolved for gas-core reactors. Although some low power testing of gas core reactors was successfully carried out in the 1970s [15], the gas core approach is basically unproven

technology. The required development work and the development risk for gas core reactors are too significant to merit further consideration for this study.

3.0 Stage 2: Coolant Properties

Reactor coolants and heat transport fluids should have low melting points, good heat transport properties, and low potential for chemical attack on vessels and piping. Reasonable operating pressures and compositional stability at operating temperature are also important characteristics. Other desirable properties include low toxicity and low fire and explosion hazard. Reactor coolants must also possess desirable nuclear properties, such as radiation stability and low neutron activation. For thermal reactors, low parasitic capture cross sections are required. If the coolant is to serve as a moderator, low atomic weight constituents are desirable. Property values and characteristics for potential reactor coolants are presented in Tables 3 and 4, and discussed in the following [7- 35]:

3.1 Pressurized Water

The low atomic weight constituents of water (hydrogen) and heavy water (deuterium) make these coolants desirable as moderators. Water has good heat transport properties and a low melting point, but its very low boiling point implies high vapor pressures at high temperatures. At only 327 C (600 K) the vapor pressure is 135 atm, requiring massive high-pressure coolant pipes and vessels. The critical point for water occurs at 374 C and a pressure of 22.1 MPa (218 atm) [14]. At the 900 C temperature required for the sulfur-iodine cycle, the coolant would be required to operate in a supercritical state. So-called *supercritical water-cooled reactors* have been proposed [5]; however, at only 500 C, operating pressures are 25 MPa. For the required cycle operating temperatures, pressures become extreme, and structural requirements are enormous. Furthermore, the potential energy stored in water at these temperatures and pressures is very large; safety issues associated with large breaks at these extreme pressures present additional concerns. Supercritical water is also highly corrosive and heat transfer capability is degraded relative to water in the purely liquid phase. Thus, at the required temperature for the sulfur-iodine cycle, pressurized water-cooled reactors are not feasible.

3.2 Boiling Water

Steam produced at saturation conditions in a BWR cannot provide heat at the high temperature required for the sulfur-iodine cycle. Water-cooled reactors producing superheated steam could, in principle, achieve the required 900 C operating temperature. Although boiling water reactors producing superheated steam at 537 C have been developed, nuclear superheated steam options are no longer actively pursued. High temperature oxidation in a superheated steam environment was one of the main reasons for abandoning this approach. At 900 C, the temperature required for the sulfur-iodine cycle, steam is highly corrosive; consequently, the boiling water-cooled reactor approach is not a feasible option.

Table 3 Reactor Coolant Basic Properties

Coolant	Molecular Weight	Density* (g/cc)	σ_{th}^{**} parasitic (b)	Neutron activation	Radiolytic Decomposition	Hazards		
						Toxic	Fire	Explosion
Water								
H ₂ O	18	1	0.66	Some	Some	NO	No	No
D ₂ O	20	1.1	0.001					
Organic								
Diphenyl	154	0.86	0.33	low	Yes	No	No	No
Alkali Metal								
(natural) Li	7	0.53	71	High	Stable	Yes	Yes	Yes
Na	23	0.82	0.525					
NaK	-	0.74	~0.5					
K	39	0.70	2.07					
Heavy Metal								
Sn	118	6.5	0.625	High	Stable	No	NO	No
Hg	200	13.6	380			High		
Pb	207	11.4	0.17			Yes		
Bi	209	9.75	0.034			No		
PbBi	-	~10	~0.1			Yes		
Gases								
H ₂	2	0.00009	0.332	Low	Stable	No	No	No
He	4	0.00018	0.007	No	Stable			
N ₂	14	0.0013	1.88	No	Stable			
Ar	40	0.0018	0.66	Yes	Stable			
CO ₂	44	0.0015	0.0038	Some				
Air	-	0.0013	~1.3	Yes				
Steam	18	0.00056	0.66	Some	Some			
Molten Salt								
2LiF-BeF ₂	-	~2	-	Yes	Stable	Yes	No	No
Liquid Core								
Aqueous	-	~1	-	Fission products Very high	Some	Yes	No	No
Liquid Metal	-	~10	-		Stable	Yes	Yes	Yes
Molten Salt	-	~2.5	-		Stable	Yes	No	No

* @ ambient temperature

** neutron capture cross section in barns ($b = 10^{-24} \text{ cm}^2$)

Table 4 Reactor Coolant Thermal and Chemical Properties

Coolant	Melting Point (C)	Boiling Point (C)	Vapor Pressure (MPa)*	Heat transport properties	Thermal stability Limit (K)	Chemical attack @ 900 C
Water						
H ₂ O	0	100	13.7	Very good	Stable	Yes
D ₂ O	0	101	13.7		Stable	
Organic						
Diphenyl	69	255	0.2	Good	750	Yes
Alkali Metal						
Li	181	1331	< 10 ⁻⁹	Excellent	Stable	Yes (Nb alloys may be suitable)
Na	98	881	5 x10 ⁻⁶			
NaK	-11	784	~10 ⁻⁴			
K	64	761	10 ⁻⁴			
Heavy Metal						
Sn	232	2270	< 10 ⁻⁹	Excellent	Stable	Some (Coolant additives may be suitable)
Hg	-38.5	358	0.07			
Pb	327	1740	< 10 ⁻⁹			
Bi	271	1570	< 10 ⁻⁹			
PbBi	125	1670	< 10 ⁻⁹			
Gas						
H ₂	-	-	-	Poor	Stable	Yes
He	-	-	-		Stable	No
N ₂	-	-	-		Stable	Yes
Ar	-	-	-		Stable	No
CO ₂	-	-	-		< 850	Yes
Air	-	-	-		< 850	Yes
Steam	0	100	-		-	High
Molten Salt						
2LiF-BeF ₂	457	1397	< 10 ⁻⁹	Excellent	Stable	Yes
Liquid Core						
Aqueous	-	-	~10	Excellent	Some fuel precipitation	Yes
Liquid metal	~300	~1500	Low		Some fuel precipitation	Yes
Molten Salt	497		< 10 ⁻⁹		Stable?	Yes

* @ saturation, 325 C

3.3 Organic Coolants

Organic coolants also contain hydrogen atoms and are good moderators. The vapor pressure for organic coolants, at comparable temperatures, is much lower than for water coolants. Although many organic coolants rapidly decompose in radiation environments, the decomposition of some organic coolants may be manageable [7]. Organic coolant heat transport properties are not as good as water, but the major limitation of organic coolants for high temperature applications is its thermal stability. Thermal decomposition limits organic coolant temperatures to a maximum of about 400 C [14, 16]; thus, organic-cooled reactors are not recommended for use as a heat source for the sodium-iodine thermochemical cycle.

3.4 Alkali-Metal Coolants

Most of the liquid metal-cooled reactor development in the United States has focused on alkali metal coolants such as sodium. Other possible alkali metal coolants include lithium, potassium, and NaK eutectic. Alkali metals are generally corrosive at high temperature, exhibit high neutron activation, are typically toxic, and present fire and explosion hazards. Some alkali metal-cooled reactor designs can exhibit positive void coefficients. In addition to sodium-cooled reactors, the United States developed a number of NaK-cooled reactors, mostly for space applications. Although NaK is liquid at ambient temperatures, the heat transport properties of NaK are not as good as Na. NaK is toxic, flammable, and can be highly explosive. All liquid metal cooled breeder reactor programs selected sodium rather than NaK; apparently NaK's ability to remain fluid at ambient temperatures was less important than economic and other benefits of sodium.

The United States carried out significant development work on a potassium-cooled reactor for space applications [15]. Like NaK, potassium is toxic, flammable, and can be highly explosive. For commercial terrestrial power applications, potassium-cooled reactors do not possess any significant advantages over sodium [7]. At the high temperatures of interest to this study, the vapor pressure of most alkali metals is fairly high; lithium, however, is an exception. The low vapor pressure and excellent heat transport properties of lithium are significant advantages. Lithium activation produces helium and radioactive tritium gases. The coolant activity and the quantity of gas produced by activation can be reduced by using depleted lithium. Lithium presents fire and severe chemical explosion hazards, and is solid at ambient temperatures. Life testing of Nb alloys with lithium coolants have been successful at temperatures above the desired cycle operating range; however, a long-term operational database has not been developed. Furthermore, the development cost and capital costs for candidate materials has not been determined. For this study, lithium is selected as the baseline coolant because it exhibits a low vapor pressure relative to other alkali metals.

3.5 Heavy-Metal Coolants

Possible heavy metal coolant options include tin, mercury, lead, bismuth, and lead-bismuth eutectic. Although tin appears to have a number of desirable features, no significant development work has been carried out for this option. In the United States, mercury was once considered as a working fluid for space reactors. Mercury has a relatively high vapor pressure, but its most significant drawback is its toxicity and a large thermal capture cross section. In the current ES&H environment, the health risk associated with mercury is too great to merit serious consideration of mercury as a coolant option.

Lead possess excellent heat transfer characteristics and does not present a fire or significant chemical explosion hazard. Lead also exhibits an extremely small vapor pressure, typically possesses a negative void coefficient, and may offer other safety advantages [17]. The Russians have developed and operated PbBi-cooled reactors for naval applications. Lead-bismuth coolants possess the advantage, relative to lead, of a 200 C lower melt temperature. A major disadvantage of PbBi coolants is the activation product ^{210}Po resulting from an n, γ reaction with ^{209}Bi and subsequent beta-decay to ^{210}Po . Polonium-210 is very toxic and difficult to contain [7]. Nonetheless, the former Soviet Union developed and used PbBi-cooled reactors, and the PbBi-cooled approach has been proposed by several laboratories as an advanced power production reactor [17-20]. Bismuth possesses a higher melt temperature than the PbBi eutectic and offers no significant advantages over PbBi-cooled reactors. Compared to the alkali metals, heavy metals may be more compatible with other core materials at very high temperatures. The issue has been raised of a loss of alloying agents in structural materials for high temperature flowing Pb or PbBi environments. Supplying appropriate additives to the cooling stream may eliminate this concern. For this study, PbBi was selected as the baseline heavy metal coolant because of its lower melt temperature, and because the Russians have accumulated significant experience with PbBi reactor technology.

3.6 Gas Coolants

Increasing the flow surface area, as well as operating at high temperatures, high pressures, and high flow rates can compensate for the generally poor heat transport characteristics of gas coolants. Gas coolant operating pressures, however, are far below that for water at required cycle temperatures, and for most gas coolants, no phase change occurs for any postulated accident sequence. Most importantly, noble gases are chemically inert. Gases are too diffuse to serve as effective moderators; consequently, thermal gas-cooled reactors require a separate moderator.

Reactive Gases

Although considerable CO_2 -cooled nuclear power plant experience was accrued in the 1960s and 1970s in the UK, the economics of these systems proved unfavorable. More importantly to this study, the corrosiveness and thermal dissociation of CO_2 at $> 600\text{ C}$ makes this coolant option unacceptable for the proposed cycle. Limited development work has been carried out for nitrogen reactors, and chemical incompatibility of materials with high temperatures nitrogen gas is an issue. In the

pioneering days of nuclear power, once-through air-cooled reactors were developed and operated (i.e., the air coolant passing through the reactor was released directly into the atmosphere). Air-cooled reactors suffer the same limitations as CO₂-cooled reactors and once-through cooling is no longer a viable approach.

Although water-cooled reactors with superheated steam have been developed, nuclear superheated steam options are no longer actively pursued. The high temperature oxidation of superheated steam was one of the main reasons for abandoning this approach. Furthermore, the heat transfer properties of steam are not as good as helium, and steam activation and dissociation are significant. Hydrogen-cooled reactors have been developed in the United States and Russia for nuclear rockets. Although hydrogen possesses the best heat transfer characteristics among gas coolants, the very high fire and explosion hazard of hydrogen rules out its use for terrestrial applications.

Noble Gasses

Little development has been carried out for argon-cooled reactors. Argon is chemically inert, but heat transfer characteristics for argon are not as good as helium and neutron activation and parasitic capture are disadvantages. Significant experience has been accumulated with helium-cooled reactors. Among gasses, helium exhibits good heat transport properties. Helium is neither a fire or explosion hazard, is non-toxic, is stable in radiation and high temperature environments, has a very small parasitic capture cross section, and neutron activation is extremely small. The most significant and pertinent advantage of helium is its chemical inertness. For these reasons, helium is selected as the baseline coolant for gas-cooled reactors.

3.7 Molten Salt Coolants

Molten salt-cooled reactors were recently proposed [13] that combine features of the HTGR and molten salt-core reactor concepts (here we assume that the "G" in HTGR refers to graphite, rather than gas). For this concept a molten salt coolant, such as 2Li-BeF₂ is used in place of helium in an HTGR. This approach permits high temperature operation at low pressure, with the possibility of low corrosion. The excellent heat transfer capabilities of molten salt should reduce fuel operating temperatures, relative to HTGR operation using a helium coolant. Molten salt-cooled reactors avoid most of the issues associated with flowing fuel for molten salt-core reactors (discussed subsequently). Molten salt coolants also offer the advantages of thermal and radiation stability, no fire or chemical explosion hazard, and a number of safety advantages. However, molten salts are solid at room temperatures, requiring a high-temperature auxiliary heating system for reactor startup. Depleted lithium (99.999% ⁷Li) is required because the capture cross section of natural lithium is high. Another consideration is the generation of tritium and helium as a result of neutron capture by ⁶Li.

3.8 Liquid Core Coolants

Heat transfer is excellent for liquid core coolants because the heat source (fuel) and coolant are embodied in the same fluid. The major disadvantage of liquid core coolants is that the primary loop contains radioactive fission products. Even with online fission product removal, the radiation environment of primary loop components is a major issue [7].

Aqueous Core

The corrosiveness of the uranium salt solutions, the inability to keep uranium compounds in suspension in slurry-type fuels, and a number of other difficulties resulted in a termination in the development of aqueous-fuel liquid core reactors [7]. Furthermore, the vapor pressure for aqueous-core reactors is too high for the required cycle temperature.

Liquid Metal Core

The vapor pressure for liquid metal core coolants is quite low, and the fluid is stable in high temperature and high radiation field environments. However, liquid metal core reactors have never been built. Furthermore, liquid metal core coolants are highly corrosive and mass transport is an issue for some liquid metal core concepts.

Molten Salt Core

Molten salt fuel/coolants possess a number of advantages; e.g., low vapor pressures, low corrosion at high temperature, thermal and radiation stability, no fire or chemical explosion hazard, a number of safety advantages, and the possibility of online refueling and fuel processing. Furthermore, a molten salt reactor was successfully operated in the United States in the 1960s. The issues associated with a circulating highly radioactive fuel and on-line fuel processing, however, are substantial. Although molten salt reactors generally exhibit low corrosion at high temperature, long term materials compatibility at the required 900 C cycle temperature has not been demonstrated. If a moderated molten salt-core is proposed, depleted Li must be used to reduce parasitic neutron capture by ${}^6\text{Li}$. Nonetheless, molten salt core reactor technology is more developed and more promising than other liquid core coolants; consequently, molten salt core-coolants are selected as the baseline liquid core reactor category.

4.0 Stage 3:Attribute Assessments

Using the requirements and criteria presented in Table 2, a subjective grade was assessed for each of the remaining candidate reactor options. A brief discussion of the assessment basis is presented here, and a summary of the assessment grades for each requirement and criteria is provided in Table 5. For each consideration, reactor concepts were graded using the following rating scheme:

Grading basis for requirements

- 4: - Demonstrated to meet requirements
- 3: - Expected to meet requirements
- 2: - Promising, but entails a development risk
- 1: - Possible, but entails a significant development risk
- 0: - Not feasible (eliminate from consideration)

Grading basis for criteria

- 4: - Excellent
- 3: - Good, not optimum
- 2: - Acceptable
- 1: - Issues or poorly suited
- 0: - Unacceptable (eliminate from consideration)

Table 5 Assessment of Reactor Concepts for Sulfur-Iodine Thermochemical Cycle

Coolant	Gas	Salt	Heavy metal	Liquid core	Alkali metal	PWR	BWR	Org.	Gas core
1. Materials compatibility	4	3	3	3	2	-	0	-	-
2. Coolant stability	4	3	4	3	4	-	-	0	-
3. Operating Pressure	4	4	4	4	4	0	-	-	-
4. Nuclear issues	4	4	4	3	3	-	-	-	-
5. Feasibility	4	3	2	3	2	-	-	-	0
1. Safety	3	4	3	3	2	-	-	-	-
2. Operations	3	3	3	2	3	-	-	-	-
3. Capital costs	2	3	3	1	1	-	-	-	-
4. Intermediate loop compatibility	4	3	3	3	3	-	-	-	-
5. Other merits and issues	3	3	3	3	3	-	-	-	-
Unweighted Mean Score	3.5	3.3	3.2	2.8	2.7	N/A	N/A	N/A	N/A

4.1 Pressurized Water-Cooled Reactors

- **Pressure: 0**
The extreme pressure requirements for PWRs eliminate this potential option.

4.2 Boiling Water-Cooled Reactors

- **Chemical compatibility: 0**
Superheated steam at 900 C is highly corrosive; consequently, BWRs are eliminated from consideration.

4.3 Organic-Cooled Reactors

- **Coolant stability: 0**
Thermal and radiation dissociation issues eliminate organic cooled reactors from consideration.

4.4 Alkali metal-Cooled Reactors

The low vapor pressure of lithium and the Li compatibility test data from the SP-100 program led to the selection of lithium as a representative coolant for alkali metal coolants.

Assessment:

- **Chemical compatibility: 2**

Alkali metals are generally corrosive at high temperatures; nonetheless, limited testing of liquid metals has been carried out at > 900 C. For example, the SP-100 space reactor program carried out successful compatibility testing of flowing Li in Nb alloy loops for several thousand hours at 1,077 C. Test data spanning many years of operation is lacking, and development and fabrication of corrosion resistant components may be very costly.

- **Coolant stability: 4**

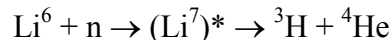
Liquid metals are stable in high temperature and radiation environments.

- **Pressure requirements: 4**

The vapor pressure for lithium is very low.

- **Nuclear issues: 3**

Neutron capture in lithium-6 results in the formation of lithium-7 in an excited state. Subsequent decay produces tritium and helium.



The design of lithium-cooled reactors must accommodate the production of tritium and helium. The use of depleted lithium can reduce tritium and helium production. Of greater concern is the potential for positive void coefficients and its effect on safety.

- **Feasibility: 2**

No reactor experience exists for lithium-cooled reactors (although experience exists for sodium cooled reactors, operating pressures for sodium are unacceptable). Compatibility testing of lithium coolants for the SP-100 program is promising; however, operational data for Li at 900 C was accrued for only a small fraction of the lifetime of a typical terrestrial reactor. Uranium nitride was selected as the fuel for the SP-100 reactor because UO₂ was found to dissolve in lithium (in the event of a cladding leak). Uranium nitride fuel, however, required specially designed fuel elements to deal with thermal dissociation and chemical incompatibility of the Nb alloy with UN fuel (a Re liner was used). The development requirements for a commercial scale lithium based system needs to be assessed.

- **Safety: 2**

Lithium's low vapor pressure should prevent rapid coolant evaporation following a postulated primary system breach. On the other hand, liquid metal-cooled reactors are typically fast reactors, raising some concerns relative to reactivity-induced accidents. These issues are more acute when positive void coefficients (coolant void induced reactivity increase) are possible. From the standpoint of positive void coefficients, lithium is probably worse than sodium. Although the United States and other nations have safely operated alkali metal cooled reactors, positive void coefficients, the potential for lithium fires and explosions, and tritium production are important safety considerations.

- **Operational issues: 3**

Lithium thaw requirements, fire and explosion safety precautions, and tritium management requirements may present operational issues.

- **Capital costs: 1**

High capital costs may result if special alloys and complex fuel element designs are required (as for the SP-100 design). Low operating pressures may reduce some capital expenditures.

- **Intermediate loop compatibility: 3**

Possible reactivity effects of voids introduced by helium leakage from the intermediate loop must be considered. A liquid metal coolant could be used for the intermediate loop; however, compatibility with the thermochemical loop may then present issues for some postulated accidents.

- **Other issues and merits 3**

The development of high temperature alkali metal cooled reactors could provide the technology for highly efficient systems for electrical power. A fast reactor design could permit deep fuel-burn to render the fuel proliferation resistant.

4.5 Heavy Metal-Cooled Reactors

The lower melt temperature of PbBi, relative to lead, and the extensive Russian experience with PbBi reactors led to the selection of PbBi as the representative coolant for heavy metal-cooled reactors.

Assessment:

- **Materials compatibility 3**

Heavy metals are generally less corrosive than alkali metals. Nonetheless, extensive materials testing for liquid heavy metals at 900 C is lacking. Furthermore, issues have been raised concerning the possibility of leaching out alloying agents from structural materials containing very hot flowing lead or lead-bismuth. Coolant additives may result in acceptable materials compatibility at 900 C.

- **Coolant stability: 4**

Liquid metals are stable in high temperature and radiation environments.

- **Pressure requirements: 4**

The vapor pressure for lead-bismuth is very low.

- **Nuclear issues: 4**

The major nuclear disadvantage of PbBi coolants is the activation product ^{210}Po resulting from an n, γ reaction with ^{209}Bi (and beta decay). Although polonium-210 is very toxic and difficult to contain, Russian experience suggests that ^{210}Po can be safely managed.

- **Feasibility: 2**

The United States has little experience with heavy metal reactor coolants. Cooperation with Russian developers could be important if heavy metal cooled reactors are pursued. Reactor experience with heavy metal coolants is limited to temperatures far below 900 C. Although promising, this absence of materials and appropriate fuel data for these systems presents appreciable development risk.

- **Safety 3**

The low vapor pressure of heavy metal coolants provides the safety advantages of preventing loss of coolant accidents due to rapid coolant evaporation, and precluding explosive release of a high-pressure coolant. Heavy metal-cooled reactors are typically proposed as fast reactors. Reactivity induced accidents are generally more of a concern

for fast reactors than for thermal reactors; however, heavy metal coolants possess an advantage over alkali metals in that they do not exhibit positive void coefficients. Furthermore, PbBi does not present fire or chemical explosion hazards. On the other hand, the activation product ^{210}Po resulting from an n, γ reaction with ^{209}Bi , presents additional considerations.

- **Operational issues: 3**

Lead-bismuth thaw requirements may result in added operational complexity.

- **Capital costs: 3**

Lead-bismuth thaw requirements may result in additional capital expenditures. Low operating pressures may reduce some capital expenditures.

- **Intermediate loop compatibility: 3**

Possible reactivity effects of voids introduced by helium leakage from the intermediate loop must be considered. A liquid metal coolant could be used for the intermediate loop; however, compatibility with the thermochemical loop may then present issues for some postulated accidents.

- **Other issues and merits: 3**

The development of high temperature heavy metal-cooled reactors could provide the technology for highly efficient systems for electrical power. A fast reactor design could permit deep fuel-burn to render the fuel proliferation resistant.

4.6 Gas-Cooled Reactors

Although the coolant for PBRs and HTGRs is identical (He), the design characteristics of these approaches differ significantly. To simplify the grading of the helium-cooled approach, the HTGR design will be assumed as the representative approach for helium-cooled reactors.

Assessment:

- **Materials compatibility: 4**

Helium is an inert gas and, in its pure state, should be ideal for operation at the required temperature of 900 C. Although materials effects can result from impurities in the coolant, operational experience with Fort St. Vrain showed no significant materials issues related to impurities in the coolant. Some graphite transport materials problems were encountered that were associated with water entering the primary loop from the water bearings and Pelton wheel of the compressor. For new HTGR designs, these problems should not arise because the water bearings and Pelton wheels will be replaced by magnetic bearings and electric motors. Fort St. Vrain operated for 15 years at coolant temperatures of 750 C. The AVR operated for 21 years, including years of operation at 950 C; consequently, gas-cooled reactors have been successfully operated in the desired

optimal temperature range. (The Japanese prismatic fuel HTTR will also operate at coolant temperatures > 900 C).

- **Coolant stability: 4**

Helium is stable in thermal and radiation environments.

- **Pressure requirements: 4**

Gas coolant operating pressures are high, but well within the operational envelope for gas cooled reactors. Although high pressure operation implies the possibility of rapid coolant loss, the high heat capacity of the graphite fuel elements mitigates the effects of these types of accidents.

- **Nuclear issues: 4**

Activation of He is insignificant.

- **Feasibility: 4**

In general little development work is identified for GCRs. The United States has considerable experience with gas-cooled reactor systems. U.S. industry is not directly engaged in gas-cooled reactor development at present, but U.S. technology is well documented. The U.S. HTGR technology is now being transferred to Russia for the purpose of building an HTGR to burn the plutonium from the Russian plutonium stockpile. Germany is no longer developing gas-cooled reactors but the German pebble bed technology is in the process of being transferred to the South African nuclear program. Japan is actively engaged in development of gas-cooled reactors. The required coolant temperature is a bit higher than the current experience base for U.S. designs; however, the current fuel form is expected to be acceptable for the somewhat higher operating temperatures. The German reactors have been successfully operated at a coolant outlet temperature 950C, and the Japanese are developing higher temperature zirconium carbide coated fuel. Although the United States has experience with zirconium carbide coated fuel, it may be expedient to license the Japanese technology. The U.S. facilities for gas-cooled reactor fuel fabrication have been decommissioned but the technology for making coated particle fuel still exists at facilities that produce Navy reactor fuel.

- **Safety: 3**

The high heat capacity of the core for graphite-moderated helium cooled concepts results in very gradual core heating in the event of a loss of flow accident. Furthermore, no coolant phase change occurs for any postulated accident sequence. The high fission product retention ability of the HTGR microsphere fuel provides another safety advantage. Helium is non-toxic and does not present a fire or explosion hazard.

The issue has been raised concerning the possibility of rapid oxidation of the graphite fuel elements in the event of accidental air ingress into the primary system. The proponents of gas-cooled reactors argue that the high-density, high-grade graphite used

for the fuel elements does not undergo rapid oxidation for postulated loss-of-coolant accident conditions [36]. The possibility of significant water ingress seems highly improbable due to the absence of a high-pressure water interface with the primary loop. Furthermore, magnetic bearings and electric motors will be used for the compressor, rather than using water bearings and steam-driven Pelton wheels (used for FSV). Nonetheless, independent study of the possibility of rapid oxidation is recommended. Gas cooled reactors, taking advantage of coated particle fuel technology, are sometimes designed without an external containment building. Here we have assumed adequate confinement by either the fuel particle coating, or by a confinement enclosure (reflected in somewhat higher capital costs, as discussed subsequently).

- **Operational issues: 3**

Other than the lack of a large base of operational experience (compared to PWRs and BWRs), no significant operational issues are identified. Nonetheless, very high temperature, high pressure operating conditions may present some operational considerations; thus, a score of (3) is awarded for operational issues.

- **Capital costs: 2**

The poor heat transfer characteristics of gasses and the large volumes of graphite required for effective moderation generally result in fairly large reactor systems. Furthermore, large reactor systems combined with the need for containing a high-temperature, high-pressure coolant may result in increased capital costs. Additional capital costs will result if a containment or confinement building is required. Given all of these considerations, a (2) was awarded for capital costs.

- **Intermediate loop compatibility: 4**

The helium coolant is entirely compatible with the intermediate loop.

- **Other issues and merits: 3**

The high temperature capability of the helium-cooled reactor can also be used to develop highly efficient systems for electrical power. The possibility of a direct Brayton cycle may result in significant efficiency improvements and reduced capital costs for the production of electricity. (If the PBR is used, online refueling, deep fuel burn, and low excess reactivity operation are feasible).

4.7 Molten Salt-Cooled Reactors

Fluoride salts were selected as the representative coolant for molten salt-cooled reactors.

Assessment:

- **Materials compatibility: 3**

Molten fluoride salts exhibit good corrosion resistance at high temperatures; however, the required temperatures are somewhat higher than the existing experience base. Although

molten fluoride salts should be compatible with graphite, some evidence of mass transport has been obtained for systems using both metal and graphite components [37]. The possible issue of fission product effects for molten salt-core reactors does not apply to molten salt-cooled reactors.

- **Coolant stability: 3**

Molten salts are found to be stable in high temperature and radiation environments; however, long-term operation data is lacking.

- **Pressure requirements: 4**

The vapor pressure for molten salts is very low.

- **Nuclear issues: 4**

Activation of fluoride salts should be modest and the void coefficient is expected to be negative. Lithium fluoride salts will require the use of depleted lithium (99.999% ^7Li) to reduce parasitic neutron capture and the generation of tritium and helium.

- **Feasibility: 3**

The United States developed molten salt technology for the Molten Salt Reactor Experiment. The United States has also developed HTGR fuel and fuel elements (proposed to be used with a molten salt coolant). Furthermore, the excellent heat transfer capability of molten salts should reduce maximum fuel temperatures relative to gas-cooled reactors. On the other hand, the differences between molten salt and helium coolants will probably require modification of the core design. The lack of adequate long-term data in the desired temperature range also presents a development risk. MSCR is projected to be feasible, but undemonstrated (3).

- **Safety: 4**

Void coefficients for molten salts are expected to be negative. Molten salt coolants possess HTGR safety advantages as well as molten salt advantages. If the basic fuel form of the HTGR is not substantially altered, the high heat capacity of the graphite blocks result in very gradual core heating in the event of a loss of flow accident. The low pressure of molten salts provides the safety advantage of preventing loss-of-coolant accidents due to rapid coolant evaporation and explosive release of a high pressure coolant is precluded. Furthermore, the molten salt coolant can enhance passive heat transfer for some postulated accident conditions. The low-pressure coolant and passive heat removal capability may completely eliminate air ingress issues. The high fission product retention ability of the HTGR microsphere fuel provides another safety advantage. For postulated severe accidents, molten salts can react with some fission products, possibly reducing the source term. In addition, molten salts do not present fire or chemical explosion hazards. The toxicity of molten salts may present safety considerations, but on the whole, MSCRs appear to offer outstanding safety advantages. As a consequence, a score of (4) is awarded.

- **Operational issues: 3**

The very high melt temperature for molten salts may present some operational challenges.

- **Capital costs: 3**

Low operating pressures may reduce some capital expenditures, but the required high temperature thaw system may present additional capital expenditures.

- **Intermediate loop compatibility: 3**

Possible reactivity effects of voids introduced by helium leakage from the intermediate loop must be considered. A molten salt coolant could be used for the intermediate loop; however, compatibility with the thermochemical loop may then present issues for some postulated accidents.

- **Other issues and merits: 3**

The development of high temperature molten salt-cooled reactors could provide the technology for highly efficient systems for electrical power.

4.8 Liquid-Core Reactors

Liquid-core reactors possess a number of unique features and advantages. Aqueous liquid cores are not recommended, however, because operational pressures would be extreme. Liquid metal-core concepts are not as well developed as molten salt-core reactors and they present mass transport and corrosion issues. Molten salt-core reactors are selected as the lead candidate among molten-core approaches.

Assessment:

- **Materials compatibility: 3**

Molten fluoride salts exhibit good corrosion resistance at high temperatures; however, the required temperatures are somewhat higher than the existing experience base, and operational experience is much shorter than the required lifetime. Although fission products are removed from the coolant during operation, the effect of continued release of fission products into the coolant stream needs to be assessed.

- **Coolant stability: 3**

Molten salts are stable in high temperature and radiation environments, however, long-term operational data is lacking. Furthermore, the possibility of precipitation of fuel materials needs to be assessed.

- **Pressure requirements: 4**

The vapor pressure for a molten salt core is very low.

- **Nuclear issues: 3**

The circulation of hot fuel materials, actinides, and fission products can present significant operational challenges.

- **Feasibility: 3**

The United States has developed molten salt core technology with the Molten Salt Reactor Experiment. Nonetheless, long term operational data is lacking, and issues relating to a radiologically hot primary loop and on-line refueling and processing present significant challenges.

- **Safety: 3**

Molten core reactors offer significant safety advantages. Online refueling eliminates the need for high excess core reactivity and substantially reduces the risk from reactivity-induced accidents. The online removal of fission products reduces the potential source term for some postulated accidents and removes the decay heat source from the core and primary loop. Furthermore, the coolant is not a fire or chemical explosion hazard. On the other hand, the potentially high activity in the primary loop and the need for on-site fission product processing introduces some additional safety issues.

- **Operational issues: 2**

The high melt temperature for molten salts, the limitations on access due to a hot primary loop, and the need for online fuel/coolant processing presents operational challenges.

- **Capital costs: 1**

Low operating pressures may reduce some capital expenditures; however, the required high-temperature thaw system, online refueling system, and fission product removal and treatment systems could result in significant capital costs.

- **Intermediate loop compatibility: 3**

The radiologically-hot coolant could enter the secondary loop in the event of a heat exchanger leak. Furthermore, if helium is used in the intermediate loop, a leak of helium into the primary loop could create bubbles with possible effects on reactivity. A molten salt coolant could be used for the intermediate loop; however, compatibility with the thermochemical loop may then present issues for some postulated accidents.

- **Other issues and merits: 3**

The liquid-core reactor offers the advantages of online refueling, online waste treatment and storage, the ability to use a variety of fuel types (e.g., plutonium, uranium, MOX), and the potential for deep fuel-burn to render the fuel proliferation resistant. The high temperature capability could also be used to develop highly efficient systems for electrical power.

4.9 Gas-core Reactors

- **Feasibility: 0**

The required development work and the development risk for gas core reactors are too significant to merit further consideration for this study.

5.0 Stage 4: Development COSTs

From the preceding analysis, the gas-cooled reactors (GCRs), molten salt-cooled reactors (MSCRs), and heavy metal-cooled reactors (HMRs) appear to be the most promising. A detailed economic analysis of development costs is beyond the scope of this study but an estimate of the relative development cost of the three concepts is instructive. For the purpose of selecting a baseline concept, a simple method for comparing development will be used.

5.1 Approach

Expected development cost trends for MSCR and HMR systems will be compared relative to GCR development costs. Gas cooled reactors are chosen as the baseline because GCRs are the most developed of the three promising concepts. If development costs are expected to be significantly greater than for GCRs, then selecting GCRs for the baseline is clearly recommended. The following simple indicators will be used:

- 4 Lower development cost than for gas-cooled reactors
- 3 Approximately the same development cost as for gas-cooled reactors
- 2 Higher development cost than for gas-cooled reactors
- 1 Significantly higher development costs
- 0 Prohibitive development costs (eliminate from consideration)

This numbering system is consistent with the numbering system in Section 5, in that higher numbers are favorable. Note that the reference GCR baseline score is always equal to (3).

The following development activities were identified:

- Materials development
- Fuel development
- Component development
- System design
- Fabrication facility development

The results of this assessment are presented in Table 6.

Table 6 Development Cost Scores Relative to GCRs.

Reactor Type	Materials develop	Fuel develop	Component develop	System develop	Fab. facility	Unweighted average
HMR	1	1	2	3	1	1.6
MSCR	2	3	2	2	2	2.2
GCR	3	3	3	3	3	3.0

5.2 Materials Development

Materials development refers to coolant compatibility issues. Gas-cooled reactors have demonstrated acceptable materials compatibility for more than a decade of operation (AVR) in the required temperature regime. Molten salt compatibility looks promising; however, demonstrated molten salt acceptable compatibility close to the desired temperature range was limited to about two years. Given this lack of long-term operational experience, additional materials development is most likely required for the MSCR (2), Heavy metal cooled reactors have not been operated anywhere near the required temperature range, and significant materials development is most likely required for the HMRs (1).

5.3 Fuel Development

The required coolant temperature is somewhat higher than that used in the U.S. HTGR program. The required higher coolant temperature could result in higher fuel temperatures than demonstrated for HTGR designs. If higher fuel temperatures are required to achieve 900 C coolant temperatures, fuel development work will be required. The Japanese HTTR, an HTGR-type reactor, is currently ramping up to the expected operating temperature of > 900C, and a significant effort in developing and demonstrating zirconium carbide coated fuel particles is underway in Japan.

The excellent heat transfer characteristics of molten salt cooled coolants may result in less demanding requirements on the fuel; optimistically, the fuel already developed for gas-cooled reactors may be used for the MSCR. The MSCR is a new and undeveloped concept and additional development work cannot be ruled out. At this stage, a significant difference in MSCR fuel development cost, relative to GCRs, is not clearly indicated (3).

Fuel performance for HMRs is totally lacking in the required operational range, and appreciable development work is projected for HMRs. As a consequence, the HMR is scored a (1).

5.4 Component Development

Some component development is required for all three concepts. No significant component development issues, relative to GCRs, are identified for the MSCR or the

HMR. Nonetheless, the lack of experience with these systems in the required temperature range implies the possibility of unexpected component development costs. Both MSCRs and HMRS are scored a (2).

5.5 System Design Development

Full system designs for high temperature GCRs have been developed; whereas the MSCR is an entirely new concept and significant MSCR system design development is anticipated (2). The Russians have carried out appreciable design development work for a commercial HMR. If the higher temperature capability required for the sulfur-iodine cycle does not alter the HMR design significantly, it is possible that additional system design work will be minimal (3).

5.6 Fabrication Facility Development

Internationally, fuel fabrication facilities existed in Germany for the Pebble Bed reactor fuel, and the technology is being transferred to South Africa. Developmental fuel fabrication facilities exist in Japan and facilities are now under development in Russia. Fuel fabrication facilities for production of coated fuel particles that can be used in GCRs exist in the United States at (e.g., Babcock and Wilcox). These facilities have been in operation, producing fuel for the Navy, for more than twenty years. A complete fuel fabrication facility for the HTGR existed at General Atomics. Although the General Atomics fabrication facility has been dismantled, the technology is fully documented and recoverable. Fabrication processes for most major GCR components have been established.

If MSCRs use the same fuel as GCRs, no fabrication development will be necessary. The assumption that MSCRs can use GCR fuel is based on the documented resistance of graphite to 2LiF-BF_2 . Although the fuel elements and coated particles are fully graphitized, the fuel compacts are not. Nonetheless, a clear need for greater fuel fabrication development (relative to GCRs) is not identified. Fabrication technology may need to be developed, however, for other MSCR components that will be required to operate at higher temperatures than those required for the molten salt reactor experiment. The fabrication development cost for the MSCR is scored a (2).

Fuel fabrication facilities will need to be developed for the HMR. Some facilities capable of producing HMR fuel probably exist in Russia, but this fuel never operated at the required temperatures. Appreciable fuel fabrication technology development is expected, and other component fabrication technology development is expected as well (1).

5.7 Development Assessment

From Table 6 we observe that the GCR approach is expected to result in the lowest development cost and risk. The MSCR and, especially, the HMR approaches are expected to require significantly greater development costs.

6.0 Conclusions

Based on the forgoing discussion, the following preliminary conclusions and recommendations are made:

PWR, BWR, Organic-Cooled, and Gas-Core Reactors – Not Recommended

- From the preceding analysis we conclude that all PWR approaches are impractical in that enormous system pressures are required to obtain 900 C coolant temperatures.
- The highly corrosive nature of 900 C steam eliminates BWRs from consideration.
- Organic-cooled reactors are not recommended as a heat source for the sulfur-iodine thermochemical cycle because organic coolants dissociate at temperatures well below the required cycle temperature.
- Gas core reactors were not considered because the approach requires unproven technology at a fundamental level and the development risk is too great for the goals of this program.

Liquid-Core Reactors and Alkali Metal-Cooled Reactors

– Significant development risk

- Although the liquid-core reactor technology is promising for operation at the required temperatures, the circulation of radiologically hot fuel/coolant presents many operational and developmental issues, as well as high capital costs. At this stage the molten core is judged to be a possible approach, but it is not retained as a strong alternative.
- Alkali metal-cooled reactors are also possible candidates, but the general corrosiveness of alkali metals at very high temperatures is an important issue. At this stage, the technology risk and development cost are judged to be significant. Furthermore, if special alloys and complex fuel elements are required, the capital cost required to produce a system capable of meeting performance requirements may be significant. Positive void coefficients, fire and explosion hazards, coolant activation, and thaw requirements are additional undesirable features of alkali metal coolants. For these reasons, alkali metal-cooled reactors are considered as possibilities, but not a strong alternative.

Heavy Metal and Molten Salt-Cooled Reactors – Promising

- Both HMRs and MSCRs appear to be promising candidates, but relatively high development costs places these approaches in the promising alternative category.

Gas Cooled Reactors – Baseline choice

- Based on Table 5, helium gas cooled reactors appear to well suited for the proposed application. From Table 6, GCRs are projected to require substantially lower development costs than alternative approaches. The underlying reasons for the suitability of GCRs for the high temperature sulfur-iodine cycle are: (1) helium is chemically inert, and (2) gas cooled reactors have been successfully operated for a number of years in the required temperature range. Altogether, the GCRs approach appears to be very well suited as a heat source for the intended application, and no major development work is identified. This study recommends using a Gas-Cooled Reactor as the baseline reactor concept for a sulfur-iodine cycle for hydrogen production.
- Although the GCR approach provides a number of important safety advantages, a possible safety issue has been raised associated with postulated accidents leading to air ingress. An independent review of this issue is recommended.

References:

1. L. C. Brown, *High efficiency Generation of Hydrogen Fuels Using Nuclear Power*, NERI Proposal, January 29 1999.
2. L. C. Brown, General Atomics, personal communication, November 2000.
3. A. V. Nero, Jr., *A Guidebook to Nuclear Reactors*, U. of Cal. Press, Berkeley, 1979.
4. C. W. Forsberg and A. M. Weinberg, "Advanced Reactors, Passive Safety, and Acceptance of Nuclear Safety," *Annu. Rev. Energy*, **15**, pp. 133-152
5. S. Koshizuka and Y. Oka, "Supercritical-Pressure, Light-Water-Cooled Reactors for Economical Nuclear Power Plants," *Prog. Nucl. Ener.* **32**, pp. 547-554, 1998.
6. M. Simnad, *Fuel Element Experience in Nuclear Power Reactors*, Gordon and Breach Science Publ., NY, 1971.
7. S. Glasstone and A. Sesonske, *Nuclear Reactor Engineering*, Van Nostrand Reinhold Co., NY, 1967.
8. D. Bleuel, J. Scott, and L. Sevingy, *Introduction to the ALMR/PRISM*, <http://www.nuc.berkeley.edu/~gav/almr/01.intro.html>. November 2000.
9. M. S. El-Genk, *A Critical Review of Space Nuclear Power and Propulsion 1984-1993*, American Institute of Physics, NY, 1994.
10. M. I. Bugreev, et. Al., *Analysis of Risks Associated with Nuclear Submarine Decommissioning, Dismantling, and Disposals*, pp. 261-264, A. A. Sarkisov and A. Tournyol du (eds.), Kluwer Academic Publishers, Netherlands, 1999.
11. A. V. Zrodnikov, O. G. Grigoriev, A. V. Dedoul, G. I. Toshinsky, V. I. Chitaykin, V. S. Stepanov, "Shore Small Power NPP with Lead-Bismuth cooled Reactor without on-site refueling", *International Workshop on Utilization of Nuclear Power in Oceans*, Tokyo, February, 2000.
12. K. Kemm, *Development of the South Africa Pebble Bed Modular Reactor System*, <http://www.uilondon.org/sym/1999kemm.htm>, November, 2000.
13. C. Forsberg and P. Pickard, *Advanced High-Temperature Reactor for Hydrogen and Electricity Production*, Oak Ridge National Laboratory view graph presentation, May, 2001.
14. M. M. El-Wakil, *Nuclear Power Engineering*, McGraw-Hill Book Co., NY, 1962.
15. J. A. Angelo and D. Buden, *Space Nuclear Power*, Orbit Book Co., Malabar, FL, 1985.
16. *Coolants for Nuclear Reactors*, <http://www.nuc.berkeley.edu/thyd/ne161/rahmed/coolants.html>. November, 2000.
17. V. V. Orlov and E. O. Adamov, "A radical approach is needed for a nuclear future in Russia," *Nucl. Engr. Inter.*, pp. 42-44, May, 1992.
18. B. F. Gromov, et al., "Inherently safe lead-bismuth-cooled reactors," *Atomic Energy*, **76** No. 4, 1984.
19. C. B. Davis and A. S. Shieh, *Overview of the use of ATHENA for thermal-hydraulic analysis of systems with lead-bismuth cooling*, INEEL/CON-2000-00127, April 2000.
20. H. Sekimoto and Z. Su'ud, "Design of lead and lead-bismuth cooled small long-life nuclear power reactors using metallic and nitride fuel," *Nucl. Tech.*, **109**, 307-313, March 1995.
21. J. A. Lane, H. G. MacPherson, and F. Maslan, *Fluid Fuel Reactors*, Addison-Wesley Publ. Co., Reading MS, 1958.

22. U. Gat and J. R. Engel, "Non-proliferation attributes of molten salt reactors," *Nucl. Engr. & Des.*, **201**, pp. 327-334, 2000.
23. K. Mitachi, T. Suzuki, and K. Furakawa, "A preliminary design of a small molten salt reactor for effective use of thorium resource," proc. *7th International Conf. On Nucl. Engr.*, Tokyo, Japan, April 1999.
24. A. S. Shenoy, *Modular helium reactors for non electric applications of Nuclear energy*, GA-A22701, Nov. 1995.
25. K. Onuki, et al., "Studies on water splitting hydrogen production," *The third symposium on HTGR Technologies*, pp. 262-474, 2000.
26. *High temperature engineering test research*, <http://www.jari.go.jp/english/temp>, December 2000.
27. A. N. Nesmeyanov, *Vapor Pressure of the Chemical Elements*, Elsevier Publ. Co., Amsterdam, 1963.
28. B. M. Ma, *Nuclear Reactor Materials and Applications*, Van Nostrand Reinhold Co., NY, 1983.
29. M. M. El-Wakil, *Nuclear Energy Conversion*, International Textbook Co., La Grange Park, IL, 1982.
30. A. R. Foster, R. L. Right, *Basic Nuclear Engineering*, Allyn and Bacon, Inc. Boston, 1974.
31. J. E. Draley and J. R. Weeks, *Corrosion by Liquid Metals*, Plenum Press, NY, 1970.
32. D. W. Yaun, R. F. Yan, and G. Simkovich, "Rapid oxidation of liquid tin and its alloys at 600 to 800C," *Jour. Matls. Sc.*, **34**, pp. 2911-2920, 1999.
33. M. Broc, J. Sannier, and G. Santarini, "Behavior of ferritic steels in the presence of flowing purified liquid lead," proc. *Conf. Liquid Metal in Energy Applications*, Oxford UK, April 1984.
34. R. C. West, et al. (eds.) *CRC Handbook of Chemistry and Physics, 70th Edition*, CRC Press Inc., Boca Raton FL, 1989.
35. N. Brown and J. A. Hassberger, "New concept of small power reactor without on-site refueling for non-proliferation," IAEA advisory group meeting on propulsion reactor technologies for civilian applications," Obninsk, Russia, July 1998.
36. A. S. Shenoy, General Atomics, personal communication, September 2001.
37. J. Sannier and G. Santarini, "Studies of materials for molten salt nuclear operations", *International Symposium on Molten Salt Chemical and Tecnical*, Kyoto, Japan, April, 1983.

DISTRIBUTION:

1 MS 0405 J. S. Philbin, 12333
1 MS 0425 L. W. Connell, 9815
1 MS 0425 C. B. Layne, 9815
1 MS 0727 G. F. Polansky, 6406
1 MS 0727 T. L. Sanders, 6406
1 MS 0736 T. E. Blejwas, 6400
1 MS 0739 R. O. Gauntt, 6415
1 MS 0739 M. F. Young, 6415
1 MS 0742 J. R. Guth, 6401
1 MS 0744 D. A. Powers, 6400
1 MS 0744 F. J. Wyant, 6420
1 MS 0744 V. K. Luk, 6420
1 MS 0744 M. F. Hessheimer, 6420
1 MS 0747 A. L. Camp, 6410
1 MS 0747 R. S. Campbell, 6410
1 MS 0747 R. G. Cox, 6410
1 MS 0747 V. J. Dandini, 6410
1 MS 0747 F. A. Duran, 6410
1 MS 0747 J. L. Lachance, 6410
1 MS 0747 T. T. Sype, 6410
1 MS 0747 G. D. Wyss, 6410
1 MS 0748 C. A. Ottinger, 6413
1 MS 0748 G. E. Rochau, 6415
1 MS 0748 R. D. Waters, 6413
1 MS 0779 L. C. Sanchez, 6849
1 MS 0892 S. K. Showalter, 1764
1 MS 1136 P. S. Pickard, 6424
1 MS 1136 D. B. King, 6424
1 MS 1141 R. L. Coats, 6433
1 MS 1141 R. A. Knief, 6433
1 MS 1141 S. W. Longley, 6424
1 MS 1141 M. J. McDonald, 6424
1 MS 1141 E. J. Parma, 6424
1 MS 1142 J. W. Bryson, 6431
1 MS 1142 K. R. Boldt, 6431
1 MS 1143 G. E. Naranjo, 6424
1 MS 1146 R. L. Lipinski, 6424
1 MS 1146 P. J. Cooper, 6422
1 MS 1146 K. R. Depriest, 6422
1 MS 1146 P. J. Griffin, 6422
1 MS 1146 G. A. Harms, 6422
1 MS 1146 R. X. Lenard, 6422
1 MS 1146 S. M. Luker, 6422
1 MS 1146 A. J. Suo-Anttila, 6422

- 1 MS 1146 M. E. Vernon, 6422
- 1 MS 1146 S.A. Wright, 6422
- 10 MS 0425 A. C. Marshall, 9815
- 1 MS 9211 Central Technical Files, 8945
- 2 MS 0899 Technical Library, 9615
- 1 MS 0612 Review & Approval Desk, 9612
for DOE/OSTI