

# Civil Air Patrol Uniform Manual



---

CAP MANUAL 39-1(E)  
1 July 1997

**Personnel - General**

**CIVIL AIR PATROL UNIFORM MANUAL**

This manual describes the various Civil Air Patrol (CAP) uniform items and how they will be worn.

	<b>Paragraph</b>	<b>Page</b>
<b>Chapter 1 - General Information</b>		
Basic Concept of the Civil Air Patrol (CAP) Uniform -----	1-1 -----	1
Definition of Terms -----	1-2 -----	1
How to Recommend Changes to the Uniform -----	1-3 -----	1
Wear Policy-----	1-4 -----	1
Command Responsibility-----	1-5 -----	1
Uniform Combinations -----	1-6 -----	1
When the Uniform is Worn -----	1-7 -----	2
When Wear of the Uniform is Prohibited-----	1-8 -----	2
Wear of the Uniform in the Washington DC Area -----	1-9 -----	2
Wear of the Uniform in Foreign Countries -----	1-10 -----	2
Dress and Appearance -----	1-11 -----	2
Where to Purchase Uniform Items-----	1-12 -----	3
<b>Chapter 2 - Service Dress, Mess Dress, and Battle Dress Uniforms (Senior Members and Cadets)</b>		
General -----	2 -----	7
<b>Chapter 3 - Sweaters, Outergarments, and Headgear</b>		
General -----	3-1 -----	57
Pullover Sweater-----	3-2 -----	57
Cardigan Sweater-----	3-3 -----	57
Men and Women's Lightweight Blue Jackets -----	3-4 -----	57
All-weather Coats -----	3-5 -----	57
Men and Women's Raincoats -----	3-6 -----	57
Men and Women's Overcoats -----	3-7 -----	58
Men's Headgear -----	3-8 -----	58
Women's headgear -----	3-9 -----	58
<b>Chapter 4 - Awards and Decorations</b>		
Wear of Awards and Decorations-----	4-1 -----	61
When Awards and Decorations are Worn -----	4-2 -----	61
Order of Precedence -----	4-3 -----	61
Military Service Awards -----	4-4 -----	61
Foreign Decorations-----	4-5 -----	61
Fourrageres and Lanyards-----	4-6 -----	61
Miniature Medals-----	4-7 -----	61
<b>Chapter 5 - Insignia, Badges, and Devices</b>		
Section A - Grade Insignia		
Wear of Grade Insignia-----	5-1 -----	69

Supersedes CAPM 39-1, 3 June 1991. (See signature page for Summary of Changes.)

OPR: DP

Distribution: In accordance with CAPR 5-4.

	<b>Paragraph</b>	<b>Page</b>
<b>Section B - Badges and Devices</b>		
Policy	5-2	76
Description and Proper Placement on the Uniform	5-3	76
<b>Chapter 6 - CAP Distinctive Uniforms</b>		
Wear Policy	6-1	91
CAP Jumpsuit	6-2	91
CAP Blazer Combination	6-3	91
CAP Summer Uniforms	6-4	92
Outer garments	6-5	92
<b>Chapter 7 - Additional Items Which May Be Authorized by the Wing Commander</b>		
<b>Section A - General</b>		
General	7-1	95
Where and When Worn	7-2	95
Items Which May Be Authorized by the Wing Commander	7-3	95
<b>Section B - Flying and Recreational Clothing</b>		
Who Prescribes Wear	7-4	95
What May Be Worn While Flying	7-5	95
CAP Flight Suit	7-6	95
USAF-style Flight Suit	7-7	96
	<b>Figure</b>	<b>Page</b>
<b>Figures</b>		
Men's New Service Dress (Senior Members)	Figure 2-1	8
Men's New Service Dress (Cadets)	Figure 2-2	9
Men's Old-style Service Dress (Senior Members)	Figure 2-3	10
Men's Old-style Service Dress (Cadet Officers)	Figure 2-4	11
Men's Old-style Service Dress (Cadet Airmen)	Figure 2-5	12
Men's Long-sleeve Shirt (Senior Members)	Figure 2-6	13
Men's Long-sleeve Shirt (Cadet Officers)	Figure 2-7	14
Men's Long-sleeve Shirt (Cadet Airmen)	Figure 2-8	15
Men's Short-sleeve Shirt (Senior Members)	Figure 2-9	16
Men's Short-sleeve Shirt (Cadet Officers)	Figure 2-10	17
Men's Short-sleeve Shirt (Cadet Airmen)	Figure 2-11	18
Men's Mess Dress Uniform (Senior Member Officers Only)	Figure 2-12	19
Men's Blue Semiformal Uniform (Cadets Only)	Figure 2-13	20
Men's and Women's Battle Dress Uniforms (Senior Members)	Figure 2-14	21
Men's and Women's Battle Dress Uniforms (Cadet Officers)	Figure 2-15	22
Men's and Women's Battle Dress Uniforms (Cadet Airmen)	Figure 2-16	23
Women's New Service Dress Uniform (Senior Members)	Figure 2-17	24
Women's New Service Dress Uniform (Cadets)	Figure 2-18	25
Women's Old-style Service Dress Uniform (Senior Members)	Figure 2-19	26
Women's Old-style Service Dress Uniform (Cadet Officers)	Figure 2-20	27
Women's Service Dress Uniform (Cadet Airmen)	Figure 2-21	28
Women's Long-sleeve Blouse (Senior Members)	Figure 2-22	29
Women's Long-sleeve Blouse (Cadet Officers)	Figure 2-23	30
Women's Long-sleeve Blouse (Cadet Airmen)	Figure 2-24	31
Women's Short-sleeve Blouse (Senior Members)	Figure 2-25	32
Women's Short-sleeve Blouse (Cadet Officers)	Figure 2-26	33
Women's Short-sleeve Blouse (Cadet Airmen)	Figure 2-27	34
Women's Mess Dress Uniform (Senior Member Officers Only)	Figure 2-28	35
Women's Blue Semiformal Uniform (Cadets Only)	Figure 2-29	36
Men's Headgear	Figure 3-1	59
Women's Headgear	Figure 3-2	60

	<b>Figure</b>	<b>Page</b>
Arrangement and Placement of Ribbons -----	Figure 4-1 -----	62
Arrangement of Fourrageres and Lanyards -----	Figure 4-2 -----	62
Cadet Ribbons - Order of Precedence-----	Figure 4-3 -----	63
Senior Ribbons - Order of Precedence-----	Figure 4-4 -----	64
Order of Precedence for Wear of US Military Awards and Decorations on the CAP Uniform -----	Figure 4-5 -----	65
Senior Member Officer Epaulet Sleeve-----	Figure 5-1 -----	70
Embroidered Senior Member Officer Grade Insignia on BDU Collar (Men and Women)-----	Figure 5-2 -----	71
Embroidered Senior Member Officer Grade Insignia on Epaulet of Field Jacket (Men and Women) -----	Figure 5-3 -----	71
Senior Member NCO Grades -----	Figure 5-4 -----	72
Cadet Airman Grade Insignia-----	Figure 5-5 -----	73
Placement of Cadet Airman Grade Insignia-----	Figure 5-6 -----	73
Regular and Miniature Cadet Officer Grade Insignia -----	Figure 5-7 -----	74
Placement of Cadet Officer Grade Insignia on Shoulder Boards-----	Figure 5-8 -----	74
Placement of Miniature Cadet Officer Grade Insignia on Epaulets -----	Figure 5-9 -----	75
Cadet Officer Grade Insignia on Collar of BDUs and CAP Jumpsuits -----	Figure 5-10 -----	75
Lapel and Collar Insignia-----	Figure 5-11 -----	84
Shoulder Patch (Wing or Region)-----	Figure 5-12 -----	85
Nameplate (3-line) -----	Figure 5-13 -----	85
Aviation Badges -----	Figure 5-14 -----	86
Senior Member Specialty Insignia-----	Figure 5-15 -----	86
Communicator's Badge and Patch-----	Figure 5-16 -----	87
Emergency Services Qualification Badge -----	Figure 5-17 -----	87
Safety Badge -----	Figure 5-18 -----	87
Aerospace Education Badge -----	Figure 5-19 -----	87
Cadet Programs Badge-----	Figure 5-20 -----	87
Placement of Badge Worn on the Pocket-----	Figure 5-21 -----	87
Model Rocketry Patch and Badge -----	Figure 5-22 -----	88
National Emergency Assistance Training Patch-----	Figure 5-23 -----	88
Aerial Radiological Monitoring Patch -----	Figure 5-24 -----	88
National SAR Competition Patch-----	Figure 5-25 -----	88
Pilot Proficiency Patch -----	Figure 5-26 -----	88
Membership 2000 Patch-----	Figure 5-27 -----	89
National Check Pilot Patch -----	Figure 5-28 -----	89
AFJROTC/CAP Patch-----	Figure 5-29 -----	89
Overseas Shoulder Patch -----	Figure 5-30 -----	89
Emergency Services Patch -----	Figure 5-31 -----	89
CAP Cloth Seal -----	Figure 5-32 -----	89
Emergency Services Decal-----	Figure 5-33 -----	89
CAP Mess Dress Seal-----	Figure 5-34 -----	90
CAP Tie Tack and Tie Bar-----	Figure 5-35 -----	90
CAP Crest-----	Figure 5-36 -----	90
Blazer Nameplate-----	Figure 5-37 -----	90
National Executive Committee (NEC) Badge -----	Figure 5-38 -----	90
CAP Jumpsuit -----	Figure 6-1 -----	93
CAP Blazer, Golf Shirts, and Aviator Shirts-----	Figure 6-2 -----	94
CAP Flight Suit -----	Figure 7 -----	96

	<b>Table</b>	<b>Page</b>
<b>Tables</b>		
Personal Grooming Standards -----	Table 1 -----	5
Men's Service, Mess Dress, and Semiformal Uniforms -----	Table 2-1 -----	37
Men's Battle Dress Uniform-----	Table 2-2 -----	43
Women's Service, Mess Dress, and Semiformal Uniforms-----	Table 2-3 -----	45
Women's Battle Dress Uniform-----	Table 2-4 -----	54
Clothing/Accessory Standards-----	Table 2-5 -----	56
Arrangement of Ribbons on Service Uniforms -----	Table 4-1 -----	67
Arrangement of Miniature Medals by Rows (See NOTE)-----	Table 4-2 -----	68
Wear of Grade Insignia (Senior Members and Cadet Officers)-----	Table 5-1 -----	69
Authorized Badges and Devices, and Proper Placement on the Uniform -----	Table 5-2 -----	77
Wear of Badges, Patches, and Devices on Utility Uniforms -----	Table 5-3 -----	80
US Military Badges Authorized on CAP Service Uniforms and BDUs -----	Table 5-4 -----	83

**Attachments:**

1. Grooming Standards -----	A 1
2. Weight Standards -----	A 2
3. Phased Out/Projected Phaseout Dates-----	A 3

## Chapter 1

### GENERAL INFORMATION

#### 1-1. Basic Concept of the Civil Air Patrol (CAP) Uniform.

a. CAP members are authorized to wear a uniform similar to the U.S. Air Force uniform, the difference being that distinctive emblems, insignia, and badges are employed to identify the wearer as a member of CAP. These differences from the Air Force uniform are as prescribed by the Commander, CAP-USAF, with the approval of Headquarters USAF.

b. The basic concept of the CAP uniform is a plain, but distinctive, dress with a minimum number of badges, insignia, and devices authorized for wear on it.

c. Variations from the uniforms, uniform combinations, and insignia contained in this manual are not authorized. Exceptions, if any, for national events will be contained in separate directives from National Headquarters.

#### 1-2. Definition of Terms.

a. **Officer.** As used in this manual, includes senior member grades flight officer through brigadier general and cadet grades flight officer through colonel.

b. **Airman.** Unless otherwise specified, includes all other members both senior and cadet.

c. **Service Uniform.** The blue uniforms worn for normal duty. It excludes BDU clothing, mess dress uniforms, flight suits, sports clothing, and recreational clothing.

d. **CAP Distinctive.** Refers to uniform combinations (for example, blazer and slacks/skirt) or badges, devices, etc., which are distinctive to CAP.

**1-3. How to Recommend Changes to the Uniform.** New or changed uniform items may not be authorized without approval of the National Commander and/or National Headquarters (except as specified in Chapter 7 of this manual).

Unit commanders will forward recommended changes to the uniform, accessories, or related items through channels to National Headquarters/DP for evaluation. Suggestions not recommended for adoption by the wing or region commander should not be forwarded to National Headquarters.

#### 1-4. Wear Policy:

a. All CAP cadets and senior members who conduct the cadet training program will wear a CAP uniform. Other senior members are not required to wear a uniform unless flying in CAP aircraft (corporate and member-owned aircraft used in a CAP flight activity); however, when the uniform is worn, members will adhere to the rules prescribed in this manual.

b. The National Commander and other commanders may specify the wear of a particular uniform type for the purpose of achieving a uniform appearance at squadron, group, wing, region, and national functions. However, all commanders must be mindful of the objective of attaining a

neatly uniformed appearance at a minimum of personal expense to the individual member and will consequently refrain from imposing unreasonable uniform requirements.

c. It is the member's personal responsibility to equip himself with a proper uniform. Commanders may assist if they have the capability, through use of unit funds and/or donations or by acquiring surplus uniforms. Cadets are required to have the minimum basic uniform. A commander may require cadets to wear other optional uniform items only if the purchase is voluntary or if the uniform is supplied without expense to the cadet.

d. Senior members and cadets age 18 and older must meet CAP weight standards in order to wear the military-style USAF uniform. See Attachment 2.

e. Senior members who do not meet the standards of wear for a military-style uniform (service uniforms or dress uniforms) for reasons of grooming or fitness are not barred from membership or active participation, but rather are restricted from wearing the military-style USAF uniform. In such cases, members may wear the CAP blazer, aviator shirt or knit shirt uniform combinations; CAP jumpsuit or CAP flight suit with military grade insignia; the USAF flight suit or BDUs without grade insignia; or civilian attire as befits the occasion.

**1-5. Command Responsibility.** Commanders will ensure that all members, individually and collectively, present a well-groomed appearance which will reflect credit upon CAP as the auxiliary of the United States Air Force. They will ensure that all members are uniformed in accordance with the provisions of this manual, that uniform violations are promptly corrected, and the members are continually informed as to the proper wear of the uniform.

**1-6. Uniform Combinations.** Various combinations of CAP uniforms are authorized in order to allow for various climatic conditions, availability of uniforms, etc., but no member is to equip himself/herself with all or even a major part of the combinations described in this manual. The minimum basic uniforms for male and female cadets and senior members which will satisfy most occasions are listed below. Members may obtain and wear the additional uniform items authorized in this manual on an optional basis.

#### MINIMUM BASIC SERVICE UNIFORM

##### Male

Short-sleeve, light blue shirt

Dark blue trousers

Blue belt/silver buckle

Blue flight cap

Black shoes and socks

Insignia: CAP nameplate, shoulder patch,

collar/lapel insignia, embroidered epaulet  
sleeve and flight cap emblem

Female

Light blue blouse

Dark blue skirt

Flight cap

Neutral nylon hose

Black shoes

Black Handbag

Insignia: CAP nameplate, shoulder patch,  
collar/lapel insignia, embroidered epaulet  
sleeve and flight cap emblem

**1-7. When the Uniform is Worn.** The service uniform may be worn when engaged in normal duties as a CAP member. It may also be worn while attending local, wing/region, or national CAP functions.

**a.** Members who choose to wear a military-style uniform when traveling by commercial means (other than to and from local CAP activities) will wear the service dress uniform or light blue, short or long sleeve shirt/blouse with tie/tab. Authorized outer garments are the all-weather coat, overcoat, and raincoat. Exceptions can be made by unit commanders for travel in small commuter aircraft that involve short flights in areas of the country where civilians wear informal clothing because of weather or cramped conditions on the commuter aircraft.

**b.** Members traveling aboard military aircraft (except orientation flights and IACE) are encouraged to wear either the CAP jumpsuit, blazer combination, or appropriate civilian attire, although any CAP uniform, except a flight suit or BDUs, may be worn. This will enable members to arrive at their destination for activity participation with the proper uniform ready to wear.

**c.** CAP members visiting military installations in uniforms will make every effort to comply with local installation uniform policy. If the local uniform policy is not known, the CAP liaison officer or the installation's public affairs office may be contacted for guidance.

**1-8. When Wear of the Uniform is Prohibited.** CAP members will not wear the service uniform:

**a.** More than 1 hour following the close of the activity, except for travel time to and from such activities, for which the uniform is specified (seminars, conferences, NEC or National Board meetings). However, uniforms are not restricted at social activities or dinners on military installations (for example, members attending staff college on a military installation are permitted to socialize or have dinner on base in uniform).

**b.** At any meeting or demonstration that is a function of, or sponsored by, any organization, association, movement, group or combination of persons that:

**(1)** The Attorney General of the United States has designated as totalitarian, Fascists, Communist, or subversive.

**(2)** Advocates or approves the commission of acts of force or violence to deny others their rights under the Constitution of the United States.

**(3)** Seeks to alter the form of the United States Government by unconstitutional means.

**c.** When participating in activities such as public speeches, interviews, picket lines, marches, rallies, or in any public demonstration not approved by the Air Force. Wearing the uniform may imply sanction of the cause for which the demonstration or activity is conducted.

**d.** When furthering private employment or commercial interests, if official sponsorship might be inferred.

**e.** When engaged in private employment.

**f.** Under any circumstance that would tend to bring discredit or reproach upon the uniform.

**1-9. Wear of the Uniform in the Washington DC Area.** All CAP personnel touring Washington DC, as a part of a CAP activity or conducting CAP business in the metropolitan area, will follow these guidelines:

**a.** Senior members will wear the service uniform, civilian clothing, or the blazer and slacks or skirt combination, and will be properly groomed. Members visiting the White House, Capitol, State Department, or comparable buildings in uniform will wear the service uniform with service coat (service dress uniform).

**b.** Cadets will follow the same rules established for senior members except they are not required to wear the service coat with the service uniform.

**c.** In no case will BDUs, flightsuits or jumpsuits be worn.

**1-10. Wear of the Uniform in Foreign Countries.** Most foreign governments prohibit the wear of military uniforms by visitors. Members will not wear a CAP uniform in a foreign country except for members on orders to participate in the Air Cadet Exchange or other international events for which National Headquarters has expressly authorized the wearing of the uniform. Members of CAP cadet squadrons overseas wear the CAP uniform on the host military installation only upon approval of the installation commander in accordance with CAPR 35-4, *Overseas Cadet Squadrons*.

**1-11. Dress and Appearance.**

**a.** All members of CAP must be well-groomed and assure that their personal appearance at all times reflects credit upon themselves and CAP. Table 1-1 and Attachments 1 and 2 define acceptable grooming and weight standards. Senior members who do not meet the standards of wear for a military-style USAF uniform for reasons of grooming or fitness are not barred from membership or active participation, but rather are restricted from wearing the military-style USAF uniform. In such cases, members may wear the CAP blazer, CAP golf shirt uniform combinations, CAP jumpsuit or CAP flight suit with military grade insignia, the USAF flight suit or BDUs without grade insignia, or civilian attire as befits the occasion.

**b.** When uniforms are worn, they must be clean, neat and correct in design and specification, properly fitted, and in good condition. Uniforms will be kept zippered, snapped, or

buttoned and shoes will be shined and in good repair. Metallic insignia, badges and other devices, including the blue service uniform buttons, must also be maintained in the proper luster and condition.

**(1) Appearance of Men in Uniform.** Articles such as wallets, pencils, pens, watch chains, fobs, pins, jewelry, handkerchiefs, combs, cigars, cigarettes, pipes, and sunglasses cases will not be worn exposed on the uniform. The wear of wristwatches and rings is permitted. The wear of identification bracelets is likewise permitted provided they present a neat and conservative appearance. Conservative sunglasses may be worn, except in military formation. Ribbons, when worn, will be clean and not frayed. Wear of earrings, ornamentation on eyeglass lenses, or visible ornaments around the neck are prohibited while in uniform.

**(2) Appearance of Women in Uniform.** Uniform skirt lengths will be in keeping with the dictates of fashion and good taste, but with due regard to the dignity of the uniform. In any case, skirt lengths will be no higher than above the top of the kneecap or lower than the bottom of the kneecap. Skirts will hang freely and under no circumstances will they be excessively tight. Pencils, pens, pins, handkerchiefs, and jewelry will not be worn or carried exposed on the uniform. Small, round conservative, gold, white pearl, or silver earrings may be worn with all service and dress uniforms. Conservative, round diamond earrings may be worn with the mess dress uniform. Also, small, plain healing posts may be worn during the healing period of ear piercing. Only one earring or healing post may be worn on or in each earlobe. Other visible ornaments around the neck or on the head, ornamentation on eyeglass lenses, and ankle bracelets are prohibited. Wristwatches, identification bracelets, and rings are permitted. Conservative sunglasses may be worn, except in military formation. Appropriate undergarments will be worn to present a conservative, feminine appearance.

**c.** Members may wear certain visible items of religious apparel while in uniform. Religious apparel is defined as articles of clothing or dress which are part of the doctrine or traditional observance of the religious faith practiced by the member. Hair and grooming practices are not included in the meaning of religious apparel. Jewelry of a religious nature must conform to standards set forth in this regulation for wear of nonreligious jewelry. Religious head coverings are authorized only when military headgear is not authorized. Head coverings must be plain dark blue or black without adornment. Also, they may be worn underneath military headgear if they do not interfere with the proper fit or appearance of the headgear. For example, Jewish yarmulkes meet this requirement if they do not exceed 6 inches in diameter.

#### **1-12. Where to Purchase Uniform Items.**

**a. CAP Bookstore.** Distinctive CAP insignia and devices such as the CAP nameplate, CAP aeronautical and specialty badges, and other items prescribed herein may be purchased from the CAP Bookstore or from approved commercial sources. A list of available articles from the

Bookstore, together with prices and ordering instructions, is contained in the current *CAP Bookstore Catalog*.

**b. Army and Air Force Exchange Service (AAFES) and Air Force Military Clothing Sales Stores (AFCSS).** These should be the primary sources of uniform clothing for CAP members. To be eligible to purchase from a clothing sales store, a member must present a current CAP membership card. Purchases will be for cash only. If clothing sales store personnel question their authority to sell to CAP members, they should be asked to make reference to AFR 147-14.

**c. AAFES AFMCSS Mail-Order Outlets.** In the event a clothing sales store is not convenient to the member, purchases may be made by mail order. Mail orders should be submitted on an individual basis using AAFES Form 4150-134, if available. A supply of mail order requisition forms, a current price list, and pertinent information concerning mail order sales are contained in the *Army and Air Force Exchange Service Military Clothing Mail Order Catalog*. Commanders of remotely located units not having access to an Air Force clothing store may request limited quantities of the catalog for use at unit level from Headquarters AAFES (PD-U), PO Box 660202, Dallas TX 75266-0202, indicating appropriate unit mailing address and number of catalogs needed. Catalogs will be distributed to units only, not to individuals.

**(1)** A letter request or improvised form may be used in lieu of AAFES Form 4150-134 reflecting the following information:

**(a)** Name, grade, social security number, and unit of purchaser with statement of duty status (CAP senior/cadet member).

**(b)** Shipping address of purchaser.

**(c)** Amount of payment enclosed.

**(d)** Type of payment, that is, postal money order, cashiers check, etc.

**(e)** Thirteen Digit Stock Number and Item Description.

**(2)** The requisition must be accompanied by a money order, certified check, or cashier's check made payable to Wright Patterson AFB Exchange. Payment must be for the full amount of the requested purchase. Shipping charges will be prepaid by the shipper. Refunds will automatically be made for overpayments of one dollar or more. Mail orders should be addressed to:

AAFES Military Clothing sales Store  
Wright-Patterson AFB Exchange  
Wright-Patterson AFB OH 45433

**d. Commercial Sources.** When purchasing uniform clothing from commercial sources, the following should be kept in mind:

**(1)** All Air Force uniform garments, footwear, and accouterments that the Defense Personnel Support Center (DPSC) supplies to AAFES military clothing sales stores (MCSSs) conform to Air Force specifications.

**(2)** AAFES also may obtain for sale in MCSSs a variety of required and optional uniform items from commercial vendors. These items are sold under normal AAFES merchandising procedures. All uniform items must display a USAF certification label.



(3) Members who buy uniform items from other than AAFES MCSSs should check the reliability of the seller and make sure each garment has a USAF certification label. Members must be careful about buying from commercial sources. The articles may have been rejected by government buyers, may not conform to specifications, or may be in the process of being phased out. Uniform items that do not meet Air Force specifications are not authorized for wear.

(4) Each uniform item must have this label sewn or stamped on permanently: "USAF CERTIFICATE NO \_\_\_\_\_. A sample of this item has been inspected and meets or exceeds the quality prescribed by AF Specification \_\_\_\_\_."

**e. Excess/Surplus Sources.** The Air Force makes certain excess/surplus supplies available to CAP, and in some cases these include uniform clothing. Articles made available normally consist of odd sizes or discontinued items. Members should always check with the unit logistics officer to determine if surplus items are available prior to purchasing uniform items.

**f. Cadet Uniform Issue (Chit Program).** Cadets should check with the unit logistics officer to determine if appropriated funds (chits) are available for procurement of uniforms prior to purchasing uniform items.

<b>Table 1. Personal Grooming Standards (See NOTES)</b>			
<b>LINE</b>	<b>Item of Grooming (M-Men, W-Women)</b>	<b>Will Be/Have</b>	<b>Will Not</b>
1	Beards (M)	Worn only with the CAP jumpsuit, blazer combination, aviator shirt, golf shirt or CAP flightsuit.	Be worn with the AF-style uniform.
2	Cosmetics (W)	Conservative and in good taste.	
3	Hair, Overall Standard (M & W)	Clean, well-groomed and neat. If dyed, will look natural.	Contain excessive amounts of grooming aids. Hair will not touch eyebrows when groomed or protrude below the front band of properly worn headgear. EXCEPTION: Hair may be visible in front of women's flight cap.
4	Hair Style (M)	A tapered appearance on both sides and back, both with and without headgear. A tapered appearance is one that when viewed from any angle outlines the individual's hair so that it conforms to the shape of the head, curving inward to the natural termination point. Block cut permitted with tapered appearance.	Be worn in an extreme or fad style or in such a way that exceeds length or bulk standards or violates safety requirements. Will not touch the ears and only closely cut or shaved hair on the back of the neck may touch the collar. Will not exceed 1 1/4 inches in bulk regardless of length and not exceed 1/4 inch at the natural termination point. Will not contain or have any visible foreign items attached to it.
5	Hair Style (W)	Styled to present a professional appearance. Plain and conservative pins, combs, headbands, elastic bands, and barrettes similar to the individual's hair color permitted to keep hair in place.	Be worn in an extreme or fad style or violate safety requirements. Will not extend in length on all sides below an invisible line drawn parallel to the ground at the bottom edge of the shirt collar at the back of the neck. Will not exceed 3 inches in bulk or prevent proper wear of headgear. Will not include hair ornaments such as ribbons or jeweled pins.
6	Mustache (M)		Extend downward beyond the lipline of the upper lip or extend sideways beyond a vertical line drawn upward from the corner of the mouth.
7	Sideburns (M)	Neatly trimmed and tapered in the same manner as the haircut. Will be straight and of even width (not flared) and end in a clean-shaven horizontal line.	Extend below the lowest part of the exterior ear opening.
8	Wigs and Hairpieces (M & W)	In conformance with the same standards required for natural hair, be of good quality, and fit properly.	Exceed limits stated for natural hair.
9	Nail Polish (W)	Conservative, single color, and in good taste.	Contain any ornamentation.

**NOTES:**

1. The items listed represent the most common appearance issues.
2. Commanders do not have the authority to waive appearance and grooming standards.

## Chapter 2

### SERVICE DRESS, MESS DRESS, AND BATTLE DRESS UNIFORMS (SENIOR MEMBERS AND CADETS)

**2. General.** This chapter prescribes men's and women's service, dress and battle dress (fatigue) uniforms and appearance. Uniforms must be clean, neat and correct in design and specifications, fitted properly, pressed and in good condition (that is not frayed, worn out, torn, faded, patched, and so forth). Uniform items are to be kept zipped, snapped, or buttoned. Shoes are to be shined and in good repair.

**a.** Service uniforms include the service dress uniform, long-sleeve light blue blouse and shirt, and short-sleeve light blue blouse and shirt. These uniforms are authorized for year-round wear. Cadets may continue to wear obsolete uniform items for a 2-year period following the phase-out date except when participating in national activities where only currently authorized items will be worn. The old-style Air Force service uniform for cadets will not be covered by

this phaseout rule and will continue to be authorized indefinitely. When old and new items are worn, however, the coat and pants will be of a matching material (same shade, weave, and weight).

**b.** The blue mess dress uniform is authorized for year-round wear by senior member officers only. The CAP blazer combination with a plain white shirt/blouse and black bow tie/tab may be worn on formal occasions if the member does not have, is not authorized or prefers not to wear the mess dress uniform. Cadet members may wear the blue semiformal uniform which consists of the blue service uniform worn with a white shirt and black or blue satin bow tie/tab.

**c.** The battle dress uniform (camouflage fatigue uniform) is worn when it is impractical or inappropriate to wear the service uniforms.

**NOTES:**

1. Grade Insignia: Senior member officers wear embroidered grade on epaulet sleeve. Senior member NCOs wear 4-inch cloth chevrons halfway between shoulder seam and elbow bent at 90-degree angle.
2. Lapel Insignia: Highly polished U.S. insignia worn by senior member officers; highly polished C.A.P insignia worn by senior member NCOs and senior members without grade. Insignia is placed halfway up the seam, resting on but not over it. Bottom of insignia is horizontal with the ground.
3. CAP Aviation Badges and Specialty Insignia: Highly polished, worn centered 1/2 inch above left breast pocket or 1/2 inch above ribbons. All ribbons and devices must fall below the top edge of the notched collar.
4. Ribbons: Worn centered above left breast pocket, resting on but not over top edge. Wear all or some.
5. Military Aviation Badges: Highly polished, worn 1/2 inch above ribbons on left breast and 1/2 inch below CAP aviation badge.
6. CAP Specialty Badges: Worn centered 1 1/2 inches below top of welt pocket and/or on right side centered between arm seam and lapel with bottom edge of badge parallel to top of welt pocket.
7. A maximum of two devices may be worn above the ribbons.

**Figure 2-1. Men's New Service Dress (Senior Members)**

**NOTES:**

1. Grade Insignia: Cadet officers wear regular size metal insignia on shoulder boards; cadet NCOs wear a metal chevron on right lapel.
2. CAP Lapel Insignia: Cadet officers and cadets with no grade wear lapel insignia on both lapels halfway up the seam, resting on but not over it. Cadet NCOs wear it on the left lapel only.
3. CAP Aviation Badges and Specialty Insignia: Worn centered 1/2 inch above left breast pocket or 1/2 inch above ribbons.
4. Ribbons: Worn centered above left breast pocket, resting on but not over top edge.
5. CAP Specialty Badges: Worn centered 1 1/2 inches below top of welt pocket and/or on right side centered between arm seam and lapel with bottom edge of badge parallel to top of welt pocket.
6. A maximum of 2 devices may be worn above the ribbons.

**Figure 2-2. Men's New Service Dress (Cadets)**



**NOTES:**

1. Grade Insignia: Senior member officers wear embroidered grade on epaulet sleeve. Senior member NCOs wear 4-inch cloth chevrons halfway between shoulder seam and elbow bent at 90-degree angle.
2. Lapel Insignia: Highly polished U.S. insignia worn by senior member officers; highly polished CAP insignia worn by senior member NCOs and senior members without grade. Insignia is placed halfway up the seam, resting on but not over it. Bottom of insignia is horizontal with the ground.
3. CAP Aviation Badges and Specialty Insignia: Highly polished, worn centered 1/2 inch above left breast pocket or 1/2 inch above ribbons. All ribbons and devices must fall below the top edge of the notched collar.
4. Ribbons: Worn centered above left breast pocket, resting on but not over top edge. Wear all or some.
5. Nameplate: Gray, three-line, worn resting on but not over edge of right pocket, between left and right edges.
6. Military Aviation Badges: Highly polished, worn 1/2 inch above ribbons on left breast and 1/2 inch below CAP aviation badge.
7. CAP Specialty Badges: Worn on lower portion of left breast pocket between left and right edges and bottom of flap and pocket, and/or on right breast pocket between left and right edges and bottom of flap and pocket.
8. A maximum of two devices may be worn above the ribbons.
9. Shoulder Patch: Worn centered, 1/2 inch below shoulder seam on left sleeve.

**Figure 2-3. Men's Old-style Service Dress (Senior Members)**  
(Phaseout Date - 1 October 1999)

**NOTES:**

1. Grade Insignia: Regular size metal insignia on shoulder boards.
2. CAP Lapel Insignia: Highly polished, worn on both lapels halfway up the seam, resting on but not over it. Bottom of insignia is horizontal with the ground.
3. CAP Aviation Badges and Specialty Insignia: Highly polished, worn centered 1/2 inch above left breast pocket or 1/2 inch above ribbons.
4. Ribbons: Worn centered above left breast pocket, resting on but not over top edge. Wear all or some.
5. Nameplate: Blue, three-line rests on but not over top edge of right pocket, between left and right edges.
6. CAP Specialty Badges: Worn on lower portion of left breast pocket between left and right edges and bottom of flap and pocket, and/or on right breast pocket between left and right edges and bottom of flap and pocket.
7. Shoulder Patch: Worn centered, 1/2 inch below shoulder seam on left sleeve.

**Figure 2-4. Men's Old-style Service Dress (Cadet Officers)**

**NOTES:**

1. Grade Insignia: Metal chevron worn on right lapel.
2. CAP Lapel Insignia: Highly polished, worn on left lapel only (chevron on right) halfway up the seam, resting on but not over it. Bottom of insignia is horizontal with the ground. Cadet members without grade wear this device on both lapels.
3. CAP Aviation Badges and Specialty Insignia: Highly polished, worn centered 1/2 inch above left breast pocket or 1/2 inch above ribbons.
4. Ribbons: Worn centered above left breast pocket, resting on but not over top edge.
5. Nameplate: Blue, three-line rests on but not over top edge of right pocket, between left and right edges.
6. CAP Specialty Badges: Worn on lower portion of left pocket between left and right edges and bottom of flap and pocket, and/or on right pocket between left and right edges and bottom of flap and pocket.
7. Shoulder Patch: Worn centered, 1/2 inch below shoulder seam on left sleeve.

**Figure 2-5. Men's Old-style Service Dress (Cadet Airmen)**





## NOTES:

1. Grade Insignia: Senior member officers wear embroidered grade insignia on epaulet sleeve. Senior member NCOs wear the cloth chevrons on the sleeve or metal chevron pinned on a plain epaulet sleeve. Senior members without grade and NCOs wearing chevrons on the sleeve wear the C.A.P. lapel/collar insignia on both sides of collar.
2. CAP Aviation Badges and Specialty Insignia: Highly polished, worn 1/2 inch above ribbons on left pocket if ribbons are not worn.
3. Ribbons: Worn resting on but not over top edge of right pocket and centered between the left and right edges. Wear all, some or none.
4. Nameplate: Gray, three-line rests on but not over top edge of right pocket, centered between left and right edges.
5. Military Aviation Badges: Highly polished, worn centered 1/2 inch above the ribbons, below the CAP aviation badge
6. CAP Specialty Badges: Worn centered below the pocket flap on the left breast pocket and/or on right breast pocket between left and right edges and bottom of flap and pocket.
7. A maximum of 2 badges may be worn above the ribbons.
8. Shoulder Patch: Worn centered 1/2 inch below shoulder seam on left sleeve.
9. Tie Tack or Bar: Center tie tack or tie bar (CAP crest, Air Force coat of arms or grade insignia) between bottom edge of knot and bottom (tip) of tie.
10. Cuff Links (optional): If worn, must be plain silver design or with CAP crest or AF coat of arms.

**Figure 2-6. Men's Long-sleeve Shirt (Senior Members)**

**NOTES:**

1. Grade Insignia: Miniature size metal insignia on blue epaulet sleeve.
2. CAP Aviation Badges and Specialty Insignia: Highly polished, worn 1/2 inch above ribbons or pocket if ribbons are not worn.
3. Ribbons: Worn resting on but not over top edge of left pocket and centered between the left and right edges. Wear all, some or none.
4. Nameplate: Blue, three-line, rests on but not over top edge of right pocket, centered between left and right edges.
5. CAP Specialty Badges: Worn centered below the pocket flap on the left breast pocket and/or on right breast pocket between left and right edges and bottom of flap and pocket.
6. Shoulder Patch: Worn centered 1/2 inch below shoulder seam on left sleeve.
7. Tie Tack or Bar: Center tie tack or tie bar (silver metallic with CAP crest or Air Force coat of arms) between bottom edge of knot and bottom (tip) of tie.
8. Cuff Links (optional): If worn, must be plain silver design or with CAP crest or AF coat of arms.

**Figure 2-7. Men's Long-sleeve Shirt (Cadet Officers)**



## NOTES:

1. Grade Insignia: Regular size metal chevron on right side of collar.
2. CAP Lapel/Collar Insignia: Highly polished, metal device worn on left side of the collar. Cadet members without grade wear this insignia on both sides of the collar.
3. CAP Aviation Badges and Specialty Insignia: Highly polished, worn 1/2 inch above ribbons or pocket if ribbons are not worn.
4. Ribbons: Worn resting on but not over top edge of left pocket and centered between the left and right edges. Wear all, some or none.
5. Nameplate: Blue, three-line rests on but not over top edge of right pocket, centered between left and right edges.
6. CAP Specialty Badges: Worn centered below the pocket flap on the left breast pocket and/or on right breast pocket between left and right edges and bottom of flap and pocket.
7. Shoulder Patch: Worn centered 1/2 inch below shoulder seam on left sleeve.
8. Tie Tack or Bar: Center tie tack or tie bar (silver metallic with CAP crest or Air Force coat of arms) between bottom edge of knot and bottom (tip) of tie.
9. Cuff Links (optional): If worn, must be plain silver design or with CAP crest or AF coat of arms.

**Figure 2-8. Men's Long-sleeve Shirt (Cadet Airmen)**

**NOTES:**

1. Grade Insignia: Senior member officers wear embroidered grade insignia on epaulet sleeve. Senior member NCOs wear the cloth chevrons on the sleeve or metal chevron pinned on a plain epaulet sleeve. Senior members without grade and NCOs wearing chevrons on the sleeve wear the CAP lapel/collar insignia on both sides of collar.
2. CAP Aviation Badges and Specialty Insignia: Highly polished, worn 1/2 inch above ribbons or pocket if ribbons are not worn.
3. Ribbons: Worn resting on but not over top edge of left pocket and centered between the left and right edges. Wear all, some or none.
4. Nameplate: Gray, three-line, rests on but not over top edge of right pocket, centered between left and right edges.
5. Military Aviation Badges: Highly polished, worn centered 1/2 inch above the ribbons, below the CAP aviation badge.
6. CAP Specialty Badges: Worn centered below the pocket flap on the left breast pocket and/or on right pocket between left and right edges and bottom of flap and pocket.
7. Shoulder Patch: Worn centered 1/2 inch below shoulder seam on left sleeve.
8. Tie Tack or Bar: Center tie tack or tie bar (CAP crest, Air Force coat of arms or grade insignia) between bottom edge of knot and bottom (tip) of tie.
9. A maximum of 2 devices may be worn above the ribbons.

**Figure 2-9. Men's Short-sleeve Shirt (Senior Members)**



**NOTES:**

1. Grade Insignia: Miniature size metal insignia on blue epaulet sleeve.
2. CAP Aviation Badge and Specialty Insignia: Highly polished, worn 1/2 inch above ribbons or pocket if ribbons are not worn.
3. Ribbons: Worn resting on but not over top edge of left pocket and centered between the left and right edges. Wear all, some or none.
4. Nameplate: Blue, three-line, rests on but not over top edge of right pocket, centered between left and right edges.
5. CAP Specialty Badges: Worn centered below the pocket flap on the left breast pocket and/or on right pocket between left and right edges and bottom of lap and pocket.
6. Shoulder Patch: Worn centered 1/2 inch below shoulder seam on left sleeve.
7. Tie Tack or Bar: Center tie tack or tie bar (silver metallic with CAP crest or Air Force coat of arms) between bottom edge of knot and bottom (tip) of tie.

**Figure 2-10. Men's Short-sleeve Shirt (Cadet Officers)**

**NOTES:**

1. Grade Insignia: Regular size metal chevron on right side of collar.
2. CAP Lapel/Collar Insignia: Highly polished, metal device worn on left side of the collar. Cadet members without grade wear this insignia on both sides of the collar.
3. CAP Aviation Badge and Specialty Insignia: Highly polished, worn 1/2 inch above ribbons or pocket if ribbons are not worn.
4. Ribbons: Worn resting on but not over top edge of left pocket and centered between the left and right edges. Wear all or none.
5. Nameplate: Blue, three-line, rests on but not over top edge of right pocket, centered between left and right edges.
6. CAP Specialty Badges: Worn centered below the pocket flap on the left breast pocket and/or on right breast pocket between left and right edges and bottom of flap and pocket.
7. Shoulder Patch: Worn centered 1/2 inch below shoulder seam on left sleeve.
8. Tie Tack or Bar: Center tie tack or tie bar (silver metallic with CAP crest or Air Force coat of arms) between bottom edge of knot and bottom (tip) of tie.

**Figure 2-11. Men's Short-sleeve Shirt (Cadet Airmen)**

**NOTES:**

1. Grade Insignia: Blue, regular size shoulder boards with embroidered regular size grade insignia superimposed with CAP or AF wing and star button at peak of board and 1/2 inch dark blue, shade 1095, braid running the length of each side.
2. CAP Aviation Badges and Specialty Insignia: Highly polished, worn centered 1/2 inch above top row of medals or when no medals are authorized midway between shoulder and top button. May be metal or embroidered, but all devices must match.
3. Medals: Center miniature medals between lapel and arm seam and midway between top shoulder seam and top button of jacket.
4. CAP Seal: Worn over middle button on the right side of jacket. May be enamel or bullion.
5. Cuff Links/Studs. Plain silver satin finish. Wear cuff links and studs as a set.

**Figure 2-12. Men's Mess Dress Uniform (Senior Member Officers Only)**



**NOTE:**

Uniform is configured as stated in Figures 2-3 and 2-4 for cadet officers and airmen. Only change is plain white shirt with dark blue or black satin bow tie and nameplate is not worn.

**Figure 2-13. Men's Blue Semiformal Uniform (Cadets Only)**



**NOTES:**

1. Grade Insignia: Senior member officers wear embroidered grade on ultramarine blue background on the right collar. Senior member NCOs wear the cloth chevrons on the sleeve.
2. CAP Lapel/Collar Insignia: Embroidered on ultramarine blue background, worn on left collar. Senior member NCOs and senior members without grade wear this device on both sides of the collar.
3. "Civil Air Patrol" Tape: Ultramarine blue with white letters worn centered immediately above the left breast pocket.
4. Cloth Name Tape: Ultramarine blue with white letters, worn centered immediately above the right breast pocket (only last name will be used).
5. CAP Aviation Badges and Specialty Insignia: Embroidered, worn 1/2 inch above the cloth "Civil Air Patrol" tape worn over the left breast pocket. If both devices are worn, aviation badges should be 1/2 inch above specialty insignia.
6. Military Aviation Badges: Embroidered, centered 1/2 inch below the CAP aviation badge above left breast pocket
7. Shoulder Patch: Worn centered 1/2 inch below shoulder seam on left sleeve.
8. CAP Specialty Patches: Embroidered, worn on the lower portion of the left breast pocket between left and right edges and bottom of flap and pocket.

**Figure 2-14. Men's and Women's Battle Dress Uniforms (Senior Members)**

**NOTES:**

1. Grade Insignia: Embroidered on ultramarine blue background worn on the right collar.
2. CAP Lapel/Collar Insignia: Embroidered on ultramarine blue background, worn on left collar.
3. “Civil Air Patrol” Tape: Ultramarine blue with white letters worn centered immediately above the left breast pocket.
4. Cloth Name Tape: Ultramarine blue with white letters, worn centered immediately above the right breast pocket (only last name will be used).
5. CAP Aviation Badges and Specialty Insignia: Embroidered, worn 1/2 inch above the cloth “Civil Air Patrol” tape worn over the left breast pocket.
6. Shoulder Patch: Worn centered 1/2 inch below shoulder seam on left sleeve.
7. CAP Specialty Patches: Embroidered, worn on the lower portion of the left breast pocket between left and right edges and bottom of flap and pocket.

**Figure 2-15. Men’s and Women’s Battle Dress Uniforms (Cadet Officers)**

**NOTES:**

1. Grade Insignia: Metal chevron on right collar.
2. CAP Lapel/Collar Insignia: Highly polished, metal on left side of collar. Cadet members without grade wear metal device on both sides of collar.
3. “Civil Air Patrol” Tape: Ultramarine blue with white letters worn centered immediately above the left breast pocket.
4. Cloth Name Tape: Ultramarine blue with white letters, worn centered immediately above the right breast pocket (only last name will be used).
5. Shoulder Patch: Worn centered 1/2 inch below shoulder seam on left sleeve.
6. CAP Specialty Patches: Embroidered, worn on the lower portion of the left breast pocket between left and right edges and bottom of flap and pocket.

**Figure 2-16. Men’s and Women’s Battle Dress Uniforms (Cadet Airmen)**



**NOTES:**

1. Grade Insignia: Senior member officers wear embroidered on epaulet sleeve. Senior member NCOs wear cloth chevrons on sleeve.
2. Lapel Insignia: Highly polished U.S. insignia worn by senior member officers; highly polished C.A.P insignia worn by senior member NCOs and senior members without grade. Insignia is placed half way up the seam, resting on but not over it. Bottom of insignia is horizontal with the ground.
3. CAP Aviation Badges and Specialty Insignia: Highly polished, worn centered 1/2 inch above the top row of ribbons. All ribbons and devices must fall below the top edge of the notched collar.
4. Ribbons: Worn centered above left breast pocket, resting on but not over edge of welt pocket. Wear all or some.
5. Military Aviation Badges: Worn 1/2 inch above left breast pocket and 1/2 inch below the CAP aviation badge.
6. CAP Specialty Badges: Worn centered 1 1/2 inches below top of welt pocket on left breast, and/or on right side centered between arm seam and lapel, with bottom edge of badge parallel to top of welt pocket and/or 1/2 inch above top row of ribbons.
7. A maximum of two devices may be worn above the ribbons.

**Figure 2-17. Women's New Service Dress Uniform (Senior Members)**

**NOTES:**

1. Grade Insignia: Cadet officers wear regular size metal insignia on shoulder boards. Cadet NCOs wear a metal chevron on right lapel.
2. CAP Lapel Insignia: Highly polished, C.A.P. insignia worn halfway up the seam, resting on but not over it. Bottom of insignia is horizontal with the ground. Cadet members without grade wear this device on both lapels.
3. CAP Aviation Badges: Highly polished, worn centered 1/2 inch above the top row of ribbons. All ribbons and devices must fall below the top edge of the notched collar.
4. Ribbons: Worn centered above left breast pocket, resting on but not over edge of welt pocket.
5. CAP Specialty Badges: Worn centered 1 1/2 inches below top of welt pocket on left breast, and/or on right side centered between arm seam and lapel, with bottom edge of badge parallel to top of welt pocket and/or 1/2 inch above top row of ribbons.

**Figure 2-18. Women's New Service Dress Uniform (Cadets)**



**NOTES:**

1. Grade Insignia: Senior member officers wear embroidered grade on epaulet sleeve. Senior member NCOs wear cloth chevrons on sleeve.
2. Lapel Insignia: Highly polished U.S. insignia worn by senior member officers; highly polished C.A.P. insignia worn by senior member NCOs and senior members without grade. Insignia is placed halfway up the seam, resting on but not over it. Bottom of insignia is horizontal with the ground.
3. Aviation Badges and Specialty Insignia: Highly polished, worn centered 1/2 inch above ribbons. All ribbons and devices must fall below the top of the notched collar.
4. Ribbons: Worn centered on left side between lapel and arm seam, 1 to 3 inches higher than top button, horizontal with ground. Bottom of ribbons will be even with the bottom of name tag. Wear all or some.
5. Nameplate: Gray, three-line, centered on right side between lapel and arm seam, 1 to 3 inches higher than top button.
6. CAP Specialty Badges: Worn centered 1/2 inch above top row of ribbons and/or 1/2 inch above nameplate on right breast.
7. Shoulder Patch: Worn centered 1/2 inch below shoulder seam on left sleeve.

**Figure 2-19. Women's Old-style Service Dress Uniform (Senior Members)**  
(Phaseout Date - 1 October 1999)

**NOTES:**

1. Grade Insignia: Regular size metal insignia on shoulder boards.
2. CAP Lapel Insignia: Highly polished C.A.P. insignia worn halfway up the seam, resting on but not over it. Bottom of insignia horizontal with the ground.
3. CAP Aviation Badges and Specialty Insignia: Highly polished, worn centered 1/2 inch above ribbons.
4. Ribbons: Worn centered on left side between lapel and arm seam, 1 to 3 inches higher than top button, horizontal with ground. Bottom of ribbons will be even with the bottom of name tag. Wear all or some.
5. Nameplate: Blue, three-line, centered on right side between lapel and arm seam, 1 to 3 inches higher than top button.
6. CAP Specialty Badges: Worn centered 1/2 inch above top row of ribbons and/or 1/2 inch above nameplate on right breast.
7. Shoulder Patch: Worn centered 1/2 inch below shoulder seam on left sleeve.

**Figure 2-20. Women's Old-style Service Dress Uniform (Cadet Officers)**

**NOTES:**

1. Grade Insignia: Metal chevron on right lapel.
2. CAP Lapel Insignia: Highly polished C.A.P. insignia worn halfway up the seam, resting on but not over it. Bottom of insignia horizontal with the ground. Cadet members without grade wear this device on both lapels.
3. CAP Aviation Badges and Specialty Insignia: Highly polished, worn centered 1/2 inch above ribbons.
4. Ribbons: Worn centered on left side between lapel and arm seam, 1 to 3 inches higher than top button, horizontal with ground. Bottom of ribbons will be even with the bottom of name tag. Wear all or some.
5. Nameplate: Blue, three-line, centered on right side between lapel and arm seam, 1 to 3 inches higher than top button.
6. CAP Specialty Badges: Worn centered 1/2 inch above top row of ribbons and/or 1/2 inch above nameplate on right breast.
7. Shoulder Patch: Worn centered 1/2 inch below shoulder seam on left sleeve.

**Figure 2-21. Women's Service Dress Uniform (Cadet Airmen)**





**NOTES:**

1. Grade Insignia: Senior member officers wear embroidered grade on epaulet sleeve. Senior member NCOs wear cloth chevrons on sleeve or metal chevron pinned on plain epaulet sleeve. Senior members without grade and NCOs wearing chevrons on the sleeve wear the metal CAP lapel/collar device on both sides of the collar.
2. CAP Aviation and Specialty Insignia: Highly polished, worn 1/2 inch above ribbons. When no ribbons are worn, center badge 1/2 inch above imaginary row of ribbons. All badges and devices must fall below the bottom edge of the collar.
3. Ribbons: (Pointed collar blouse) centered on left side between buttons and arm seam, even with to 1 1/2 inches higher or lower than the first exposed button. Bottom of ribbons will be even with bottom of nameplate. (Rounded collar blouse) centered on left side between fly front and arm seam, 1 1/2 to 2 1/2 inches below bottom of the tab, horizontal with ground. Bottom of ribbons will be even with bottom of nameplate. Wear all, some, or none.
4. Nameplate: Gray, three line, (pointed collar blouse) centered on right side even with or up to 1 1/2 inches higher or lower than the first exposed button; (rounded collar blouse) center on right side 1 1/2 to 2 1/2 inches below bottom of the tab, parallel with ground..
5. Military Aviation Badges: Highly polished, centered 1/2 inch below the CAP aviation badge, 1/2 inch above the ribbons.
6. Shoulder Patch: Worn centered 1/2 inch below shoulder seam on left sleeve.
7. CAP Specialty Badges: Worn 1/2 inch above ribbons and/or 1/2 inch above name tag.
8. A maximum of two badges may be worn above the ribbons.

**Figure 2-22. Women's Long-sleeve Blouse (Senior Members)**



**NOTES:**

1. Grade Insignia: Miniature size metal insignia on epaulet sleeve.
2. CAP Aviation and Specialty Insignia: Highly polished, worn 1/2 inch above ribbons. When no ribbons are worn, center badge 1/2 inch above imaginary row of ribbons.
3. Ribbons: (Pointed collar blouse) centered on left side between buttons and arm seam, even with or up to 1 1/2 inches higher or lower than the first exposed button. (Rounded collar blouse) centered on left side between fly front and arm seam, 1 1/2 to 2 1/2 inches below bottom of the tab, horizontal with ground. Bottom of ribbons will be even with bottom of nameplate. Wear all, some or none.
4. Nameplate: Blue, three line, (pointed collar blouse) centered on right side even with or up to 1 1/2 inches higher or lower than the first exposed button; (rounded collar blouse) centered on right side 1 1/2 to 2 1/2 inches below bottom of the tab, parallel with ground.
5. Shoulder Patch: Worn centered 1/2 inch below shoulder seam on left sleeve.
6. CAP Specialty Badges: Worn centered 1/2 inch above ribbons and/or 1/2 inch above nameplate.

**Figure 2-23. Women's Long-sleeve Blouse (Cadet Officers)**



## NOTES:

1. Grade Insignia: Regular size metal chevron on the right collar.
2. CAP Lapel/Collar Insignia: Highly polished, metal device worn on left side of collar. Cadets without grade wear this device on both sides of the collar.
3. CAP Aviation Badges and Specialty Insignia: Highly polished, worn centered 1/2 inch above ribbons.
4. Ribbons: (Pointed collar blouse) centered on left side between buttons and arm seam, even with or up to 1 1/2 inches higher or lower than the first exposed button; (rounded collar blouse) centered on left side between fly front and arm seam, 1 1/2 to 2 1/2 inches below bottom of the tab, horizontal with ground. Bottom of ribbons will be even with bottom of nameplate. Wear all or none.
5. Nameplate: Blue, three line, (pointed collar blouse) centered on right side even with or up to 1 1/2 inches higher or lower than the first exposed button; (rounded collar blouse) centered on right side 1 1/2 to 2 1/2 inches below bottom of the tab, parallel with ground.
6. CAP Specialty Badges: Worn centered 1/2 inch above top row of ribbons and/or 1/2 inch above nameplate on right breast.
7. Shoulder Patch: Worn centered 1/2 inch below shoulder seam on left sleeve.

**Figure 2-24. Women's Long-sleeve Blouse (Cadet Airmen)**



**NOTES:**

1. Grade Insignia: Senior member officers wear embroidered grade on epaulet sleeve. Senior member NCOs wear cloth chevrons on sleeve or metal chevron pinned on plain epaulet sleeve. Senior members without grade and NCOs wearing chevrons on the sleeve wear the metal CAP lapel/collar device on both sides of the collar.
2. CAP Aviation and Specialty Insignia: Highly polished, worn 1/2 inch above ribbons. When no ribbons are worn, center badge 1/2 inch above imaginary row of ribbons. All badges and devices must fall below the bottom edge of the collar.
3. Ribbons: (Pointed collar blouse) centered on left side between buttons and arm seam, even with up to 1 1/2 inches higher or lower than the first exposed button. Bottom of ribbons will be even with bottom of nameplate. (Rounded collar blouse) centered on left side between fly front and arm seam, 1 1/2 to 2 1/2 inches below bottom of the tab, horizontal with ground. Bottom of ribbons will be even with bottom of nameplate. Wear all, some or none.
4. Nameplate: Gray, three line, (pointed collar blouse) centered on right side even with or up to 1 1/2 inches higher or lower than the first exposed button; (rounded collar blouse) center on right side 1 1/2 to 2 1/2 inches below bottom of the tab, parallel with ground.
5. Military Aviation Badges: Highly polished, centered 1/2 inch below the CAP aviation badge, 1/2 inch above the ribbons.
6. Shoulder Patch: Worn centered 1/2 inch below shoulder seam on left sleeve.
7. CAP Specialty Badges: Worn centered 1/2 inch above ribbons and/or 1/2 inch above nameplate.
8. A maximum of two devices may be worn above the ribbons.

**Figure 2-25. Women's Short-sleeve Blouse (Senior Members)**



**NOTES:**

1. Grade Insignia: Miniature size metal insignia on epaulet sleeve.
2. CAP Aviation and Specialty Insignia: Highly polished, worn 1/2 inch above ribbons. When no ribbons are worn, center badge 1/2 inch above imaginary row of ribbons.
3. Ribbons: (Pointed collar blouse) centered on left side between buttons and arm seam, even with up to 1 1/2 inches higher or lower than the first exposed button; (rounded collar blouse) centered on left side between fly front and arm seam, 1 1/2 to 2 1/2 inches below bottom of the tab, horizontal with ground. Bottom of ribbons will be even with bottom of nameplate. Wear all, some or none.
4. Nameplate: Blue, three line, (pointed collar blouse) centered on right side even with or up to 1 1/2 inches higher or lower than the first exposed button; (rounded collar blouse) centered on right side 1 1/2 to 2 1/2 inches below bottom of the tab, parallel with ground.
5. Shoulder Patch: Worn centered 1/2 inch below shoulder seam on left sleeve.
6. CAP Specialty Badges: Worn centered 1/2 inch above ribbons and/or 1/2 inch above nameplate.

**Figure 2-26. Women's Short-sleeve Blouse (Cadet Officers)**



**NOTES:**

1. Grade Insignia: Regular size metal chevron on the right collar.
2. CAP Lapel/Collar Insignia: Highly polished, metal device worn on left side of collar. Cadets without grade wear this device on both sides of the collar.
3. CAP Aviation Badges and Specialty Insignia: Highly polished, worn centered 1/2 inch above ribbons.
4. Ribbons: (Pointed collar blouse) centered on left side between buttons and arm seam, even with or up to 1 1/2 inches higher or lower than the first exposed button; (rounded collar blouse) centered on left side between fly front and arm seam, 1 1/2 to 2 1/2 inches below bottom of the tab, horizontal with ground. Bottom of ribbons will be even with bottom of nameplate. Wear all or none.
5. Nameplate: Blue, three line, (pointed collar blouse) centered on right side even with or up to 1 1/2 inches higher or lower than the first exposed button; (rounded collar blouse) center on right side 1 1/2 to 2 1/2 inches below bottom of the tab, parallel with ground.
6. Shoulder Patch: Worn centered 1/2 inch below shoulder seam on left sleeve.
7. CAP Specialty Badges: Worn centered 1/2 inch above top row of ribbons and/or 1/2 inch above nameplate on right breast.

**Figure 2-27. Women's Short-sleeve Blouse (Cadet Airmen)**

**NOTES:**

1. Grade Insignia: Blue, miniature size shoulder boards with embroidered miniature size grade insignia superimposed without button at peak of board and 1/2 inch dark blue, shade 1095, braid running the length of each side.
2. CAP Aviation Badges and Specialty Insignia: Worn centered 1/2 inch above top row of medals or when no medals are authorized midway between shoulder and top button. May be metal or embroidered, but all devices must match.
3. Medals: Center miniature medals between lapel and arm seam, and midway between top shoulder seam and top button of jacket.
4. CAP Seal: Worn over middle button on the right side of jacket. May be enamel or bullion.

**Figure 2-28. Women's Mess Dress Uniform (Senior Member Officers Only)**



**NOTE:**

Uniform is configured as stated in Figures 2-18 and 2-19 for cadet officers and airmen. Only change is plain white shirt with dark blue or black satin tab and nameplate is not worn.

**Figure 2-29. Women's Blue Semiformal Uniform (Cadets Only)**



<b>Table 2-1. Men's Service, Mess Dress, and Semiformal Uniforms</b>								
<b>L I N E</b>	<b>Items</b>	<b>New Service Dress</b>	<b>Service Dress</b>	<b>Long Sleeve Shirt</b>	<b>Short Sleeve Shirt</b>	<b>Mess Dress</b>	<b>Semi- formal</b>	<b>Wear Instructions/Materials</b>
1	Coat	X						Polyester and wool blend, serge weave; semi-drape, single-breasted with three buttons, one welt pocket on upper left side, and two lower pocket flaps. Do not wear nameplate. With arms hanging naturally, sleeves will end approximately 1/4 inch from the heel of the thumb. Ensure the bottom edge of coat extends 3 to 3 1/2 inches below the top of the thigh; sleeves and lapel will be roll-pressed. Senior member officers wear blue 1/2 inch sleeve braid is worn 3 inches from end of sleeve.
	Coat		X				X	Semi-drape, single-breasted with four buttons, pleated breast pockets, and inside hanging lower pockets; pockets have flaps with buttons centered on bottom edge of flap. The bottom of coat extends to length of fingertip with hands slightly cupped; will not be form fitting; surpressed at waist with ease in shoulders, chest, and underarms. Officers wear 1/2 inch blue sleeve braid 3 inches from end of sleeve. (Semiformal uniform is authorized for cadets only.)
	Coat					X		Worn for social functions--civilian equivalent is tuxedo. Semi-fitted; sleeves will end approximately 1/4 inch from heel of the thumb; single-breasted, straight back with three CAP or Wing and Star buttons diagonally on both sides and a two-button length chain as a front closure; satin shawl collar and lapels; center back length will be 3 1/2 inches to 4 inches below natural waistline. All members wear 1/2 inch wide, dark blue, sleeve braid 3 inches from end of the sleeve.

<b>L I N E</b>	<b>Items</b>	<b>New Service Dress</b>	<b>Service Dress</b>	<b>Long Sleeve Shirt</b>	<b>Short Sleeve Shirt</b>	<b>Mess Dress</b>	<b>Semi- formal</b>	<b>Wear Instructions/Materials</b>
2	Shirt (Long Sleeve)	X	X	X				Blue, worn with tie. Collar of shirt shows 1/4 or 1/2 inch above coat collar; with arms hanging naturally, sleeves extend to heel of thumb. It has two pleated pockets and convertible cuffs; tapered fit is optional.
	Long Sleeve (White)					X		White, conventional soft dress-type with turn-down collar and French cuffs with pleated or plain front.
	Long Sleeve (White)						X	Plain knitted or woven, commercial type with short or medium point collar, without design with button or French cuff. Authorized for cadet members only with the old-style service coat.
3	Trousers	X	X	X	X		X	Trim-fitted with no bunching at waist or bagging at seat; knee and bottom leg widths not altered beyond current specifications for the waist size; front of trouser legs rests on the front of shoe or boot with a slight break in the crease; back of trouser legs will be approximately 7/8 inch longer than the front. Full cut, straight hanging and without cuffs; available in 100% polyester, polyester wool tropical and polyester or wool blend, serge weave.
						X		Without cuffs, high rise with side pockets, 7/8 inch blue satin striping on side of leg, no pleats.
4	Belt	X	X	X	X		X	Silver tip end of the belt extends beyond the buckle facing the wearer's left; no blue fabric shows. Woven cotton web or elastic, solid or woven, belt with matching silver-color metal tip and buckle (oxidized silver or chrome-like finish).
5	Tie	X	X	X	X			Polyester herringbone twill. Wear with service dress coat or trousers. Tip of tie will be no more than 1 1/2 inch above or below top of belt buckle.
			X	X	X			Without design or sheen, 2 to 3 inches wide; may be tapered at the center with a pointed end or untapered with a square end. Polyester or wool, synthetic or blends; woven and pretied ties are optional. Tip of tie will be no more than 1 1/2 inch above or below top of belt buckle.
	Bow Tie					X	X	Blue satin, 5 to 5 1/2 inches long and 2 1/2 inches wide with square ends without design
							X	Black, no wider than 2 1/2 inches with square ends, silk, or synthetic without design.

<b>L I N E</b>	<b>Items</b>	<b>New Service Dress</b>	<b>Service Dress</b>	<b>Long Sleeve Shirt</b>	<b>Short Sleeve Shirt</b>	<b>Mess Dress</b>	<b>Semi- formal</b>	<b>Wear Instructions/Materials</b>
6	Foot-wear (Low Quarters)	X	X	X	X	X	X	Black oxford; lace-up style with a plain rounded toe or a plain rounded capped toe; without perforation or design; sole will not exceed 1/2 inch in thickness and the heel will not exceed 1 inch in height (measured from the inside front of the heel); may have low wedge heel; smooth or scotch grained leather or manmade material; high gloss or patent finish.
	(Combat Boots)	X	X	X	X			Black, with or without safety toe; must have a plain rounded toe or rounded capped toe with or without perforated seam; zipper or elastic inserts are optional; no designs.
	(Dress Boots)	X	X	X	X			Black with rounded plain or rounded capped toe; zipper or elastic inserts optional; no design; sole will not exceed 1/2 inch in thickness and shoe heels will not exceed 1 inch in height (measured from the inside front of the heel).
7	Socks	X	X	X	X	X	X	Plain, black without design. EXCEPTION: Plain white socks may be worn with boots.
8	Outer Garments	X	X	X	X	X	X	Wear outdoors and remove in an office environment; use good judgment in choosing appropriate garments for wear based on weather conditions and duties. Shoulder patch is worn on all outergarments except new service dress coat and mess dress.
	(Pullover Sweater)			X	X			All wool, V-neck, long-sleeve, with cuffed sleeves. Indoor or outdoor garment; tie is optional; wear collar of shirt inside or outside sweater; not exposed when wearing another outergarment.
	(Cardigan Sweater)			X	X			50 percent acrylic and 50 percent wool cardigan sweater with epaulets. Indoor or outdoor garment; when worn outdoors must be buttoned. Tie is optional.

<b>L I N E</b>	<b>Items</b>	<b>New Service Dress</b>	<b>Service Dress</b>	<b>Long Sleeve Shirt</b>	<b>Short Sleeve Shirt</b>	<b>Mess Dress</b>	<b>Semi- formal</b>	<b>Wear Instructions/Materials</b>
	(Light-weight Blue Jacket)			X	X			Zip up at least halfway; not authorized for wear when service dress uniform is designated or more appropriate. Wear over pullover sweater is authorized; however, sweater is not exposed; partially lined, water repellent, waist length, zipper front, with two slant pockets and knitted cuffs and waistband; worn with or without insulated liner.
	(Single-breasted All-weather Coat)	X	X	X	X	X	X	Coat will fit over service coat loose enough to accommodate shoulders of service coat without binding at armholes when arms are moved. Sleeves will extend 1/2 inch beyond service coat sleeves; length of coat will fall between knee length to 6 inches below back crease of knee, top button may be left unbuttoned. Fly front, with a zip-out liner, split raglan sleeves, stand-up collar, slash-through pockets, center vent and epaulets.
	(Double-breasted All-weather Coat)	X	X	X	X	X	X	Same as single-breasted. Stand-up collar, six-button front, shoulder epaulet sixth buttons, sleeve straps with buckles, split raglan and set in the back.
	(Raincoat)	X	X	X	X	X	X	Sleeves extend 1/2 inch beyond service coat sleeves; loose fitting with bottom of coat extending between bottom of knee cap and mid calf; neck button may be left unbuttoned. Single-breasted with fly front; waterproof polyvinyl butyl nylon.
	(Overcoat)	X	X	X	X	X	X	Same as all-weather coat; water resistant, double-breasted with belt and buckle, button throat closure, shoulder straps, sleeve straps, center back vent, facing tabs, and zip-out liner.

<b>L I N E</b>	<b>Items</b>	<b>New Service Dress</b>	<b>Service Dress</b>	<b>Long Sleeve Shirt</b>	<b>Short Sleeve Shirt</b>	<b>Mess Dress</b>	<b>Semi- formal</b>	<b>Wear Instructions/Materials</b>
9	Scarf (White or Gray)							Tucked in with authorized outer garments, except pullover sweater; will not exceed 10 inches in width; all wool or cotton simplex, with or without napped surface.
10	Gloves or Mittens (Black or Gray)	X	X			X	X	Leather, knitted, tricot and suede, or a combination of leather, knitted, tricot, and suede.
11	Headgear (Service Cap)	X	X	X	X			Worn squarely on the head with no hair protruding in front of the cap; large size hat insignia is centered on the front of the cap. Visor-type service cap is banded with dark blue 1 3/4 inch braid; has front black chin strap; an optional version with braid of an open mesh construction, and an optional black leather back strap.
	(Flight Cap)	X	X	X	X			Worn slightly to the wearer's right with vertical crease of the cap in line with the center of the forehead, in a straight line with the nose; the cap extends approximately 1 inch from the eyebrows in the front; if not worn, tuck under the belt on either side, between first and second belt loops; cap will not fold over belt. Cap has dark-blue colored edge braid for cadets, senior member NCOs and senior members without grade, silver and blue in a diamond pattern edge braid for all senior member officers and silver-colored edge braid for general officers. All shades and materials of hat are authorized with any uniform combination.
12	Earmuffs	X	X			X	X	Solid dark blue, black, or gray (commercial design of any material). Wear only with authorized outer garments and service dress uniforms.
13	Cuff Links	X	X	X		X	X	Plain, silver, stain finish or highly polished cuff links. May bear the Air Force coat of arms, AF wing & star, or CAP crest.
14	Cummerbund					X		Blue satin. Worn with open edge of pleats facing upward (pleated without design).
15	Studs					X		Plain, silver, satin finish or highly polished to match cuff links.
16	Suspenders					X		Solid white, blue or black; will not be visible.

<b>L I N E</b>	<b>Items</b>	<b>New Service Dress</b>	<b>Service Dress</b>	<b>Long Sleeve Shirt</b>	<b>Short Sleeve Shirt</b>	<b>Mess Dress</b>	<b>Semi- formal</b>	<b>Wear Instructions/Materials</b>
17	Under- garments (Manda- tory)	X	X	X	X	X	X	Wear undershorts and undershirt (V-neck, U-neck, or athletic style) with all service and dress uniforms; the white crew-neck style undershirt is authorized when wearing closed collar service and dress uniforms.
18	Accouter- ments	X	X	X	X	X	X	Figure of each uniform shows proper placement of accouterments and gives a description of each. The finish of all accouterments must match.

<b>Table 2-2. Men's Battle Dress Uniform</b>		
<b>L I N E</b>	<b>Items</b>	<b>Wear Instructions/Materials</b>
1	Shirt (Long Sleeve)	Long-sleeve camouflage pattern (woodland green) may be rolled up; if rolled up, sleeve material must match shirt and will touch or come within 1 inch of forearms when arm is bent at 90-degree angle; may be removed in the immediate work area. When removed, T-shirt (other than the athletic or sleeveless style) will be worn; cotton and nylon twill or cotton twill; single-breasted with four bellow pockets with flaps; straight-cut bottom sleeve tabs, and side body panels with or without take-up tabs. Military creases are prohibited.
2	Trousers	Cotton and nylon twill or rip stop cotton with button front closure, strap ankle adjustment, and six pockets. Blouse trousers over combat boots. Material of shirt and trousers must match.
3	Belt and Buckle	Dark blue, woven cotton web, or solid or woven elastic belt with black metal tip end and plain black buckle. Black tip may extend up to 2 inches beyond the buckle, facing the wearer's left.
4	Footwear (Combat Boots)	Black, with or without safety toe, plain rounded toe or rounded capped toe with or without perforated seam. Zipper or elastic inserts optional, smooth or scotch-grained leather or man-made material, and may have a high gloss or patent finish.
	(Hot-weather, Tropical)	Green, or black cloth, or canvas and black leather with plain toe with zipper or elastic inserts.
5	Socks (Plain Black or White)	Plain black or white socks may be worn with boots.
6	Headgear (BDU Cap)	Worn squarely on head with no hair protruding in front of the cap; when not being worn, is stowed in either of the lower cargo pockets on the trousers.
	(BDU Baseball Cap)	Same as BDU cap with the addition that when not wearing, may attach to either lower pant's pocket button on the BDU trouser legs.
	(CAP Baseball Cap)	Color, unit designation and cloth or silk screen organization emblem or badge as prescribed by unit commander. Emblem or badge, if authorized will be centered 1/2 inch above visor. No other features such as stars, designs, individual's name and so forth, are authorized.
7	Outergarments	Outdoors and removed in an office environment. Use good judgment in choosing appropriate garments for wear based on weather conditions and duties.
	(Field Jacket, Camouflage Pattern)	Configure accouterments on jacket the same as the BDU shirt. If field jacket has epaulets, cloth ultramarine blue grade insignia and C.A.P. cutouts are placed on the epaulet.
	(Single-breasted All-weather Coat)	Coat will fit loosely enough to accommodate shoulders of BDU. Sleeves will extend 1/2 inch beyond service coat sleeves; length of coat will fall between knee length to 6 inches below back crease of knee; top button may be left unbuttoned. Fly front, with zip-out liner, split raglan sleeves, stand-up collar, slash-through pockets, center vent and epaulets.
	(Double-breasted All-weather Coat)	Same as single-breasted. Stand-up collar, six-button front, shoulder epaulets with buttons, sleeve straps with buckles, split raglan and set in the back.
	(Raincoat)	Loose fitting with bottom of coat extending between bottom of knee cap and mid calf; neck button may be left unbuttoned. Single-breasted with fly front; waterproof polyvinyl butyl nylon.
8	Scarf (Gray)	Only with outergarments. Tuck in; will not exceed 10 inches in width; all wool or cotton simplex, with or without napped surface.
9	Gloves or Mittens (Black or Gray)	May wear with BDU without outergarments; leather, knitted, tricot and suede, or a combination of leather, knitted, tricot and suede.

<b>L I N E</b>	<b>Items</b>	<b>Wear Instructions/Materials</b>
10	Earmuffs	With outergarments only. Solid dark blue, black or gray; commercial design of any material.
11	Undergarments (Undershirt)	Brown or black. Either V-neck, U-neck, crew-neck or athletic style without pockets. Black or brown turtlenecks, dickies, or thermal undershirts without pockets may also be worn. EXCEPTION: Members may wear white thermal undershirts even if exposed at neck.



<b>Table 2-3. Women's Service, Mess Dress, and Semiformal Uniforms</b>								
L I N E	ITEM	New Service Dress Uniform	Service Dress Uniform	Long Sleeve Blouse	Short Sleeve Blouse	Mess Dress	Semi- formal Dress	Wear Instructions/Materials
		1	Coat	X				
	(Blazer or Princess Style)		X				X	100% polyester or polyester wool tropical. Coat follows the contours of the figure but allows ease of movement without pulling in the back at the waist, either split seam or princess style. The length is proportional to height. Collar is set away from the neck. The sleeves end approximately 1/4 inch from the heel of the thumb; roll-press sleeves and lapel. Officers wear 1/2 inch blue sleeve braid 2 1/2 inches from end of sleeve. Wear with any of the available service skirts and slacks except the new service dress slacks or skirt. Dark blue with a single row of three buttons and two patch pockets slightly below the waistline. (Semiformal uniform is authorized for cadets only.)
	(Jacket)					X		For social functions of a general or official nature (black tie affairs); an evening gown is civilian equivalent. Single-breasted, loose fitting at the waist with buttons on each side of front. Jacket ends 2 1/2 to 3 inches below the waistline; front opening will gap approximately 2 to 3 inches at bottom; Shade 1095 1/2 inch dark blue sleeve braid is worn 2 1/2 inches from end of sleeve.

<b>L I N E</b>	<b>ITEM</b>	<b>New Service Dress Uniform</b>	<b>Service Dress Uniform</b>	<b>Long Sleeve Blouse</b>	<b>Short Sleeve Blouse</b>	<b>Mess Dress</b>	<b>Semi- formal Dress</b>	<b>Wear Instructions/Materials</b>
2	Blouse (Tuck-in Style) (Long and Short Sleeve)	X	X	X	X			Wear all blouses with tab when wearing service dress uniforms, long sleeves or when higher decorum is appropriate. Collar of shirt must show 1/4 or 1/2 inch above coat collar with arms hanging naturally. Long sleeves extend to heel of thumb; short sleeves should barely touch or come within 1 inch of the forearm with arms bent at a 90-degree angle; collar lies softly around neck and does not meet in the front, but is separated by blue inverted V tie tab with self-fastening tails; pointed collar and epaulets. Long sleeves have round cuffs with button hole closures—blouse may be modified at member's expense to accommodate cuff links. Tuck blouse into slacks or skirt.
	(Semi- form Fitting)	X	X	X	X			Long-sleeve with dark blue inverted-V tie tab. Same as tuck in style; princess line, with epaulets and short pointed collar and epaulets; long sleeves have round cuffs with buttonhole closures on each cuff. Blouse may be modified at member's expense to accommodate cuff links. Ensure bottom of blouse is not visible below the bottom of service dress coat, pullover sweater or lightweight jacket. Wear tucked in or out with available service skirts and slacks.
	(Standard Length Over- blouse)		X	X	X			Five button, fly-front closure with rounded collar. Worn with dark blue crescent-shaped tie tab.
	(Tuck-in)					X		White with quarter-length sleeves, three vertical pleated ruffles on each side slightly overlapped on shirt front with front button closure.

<b>L I N E</b>	<b>ITEM</b>	<b>New Service Dress Uniform</b>	<b>Service Dress Uniform</b>	<b>Long Sleeve Blouse</b>	<b>Short Sleeve Blouse</b>	<b>Mess Dress</b>	<b>Semi- formal Dress</b>	<b>Wear Instructions/Materials</b>
	(Semi-form Fitting)						X	White, polyester or cotton, princess line, button front, with small pointed collar; wear with blue inverted-V tie tab. (Semi-formal uniform authorized for cadets only.)
3	Slacks	X	X	X	X			Slacks fit naturally over the hips with no bunching at waist or bagging at seat; bottom front of slack legs rests on the front of shoe or boot with a slight break in the crease; back of legs is approximately 7/8 of an inch longer than the front. Tailored straight hanging, no flare at bottom, with two one-quarter front pockets and center fly-front opening or center front closure with front and back waist darts, two one-quarter top side pockets, and waist band with five belt loops.
4	Skirt	X		X	X			Skirt hangs naturally over the hips with a slight flare; skirt length will be no shorter than the top of the kneecap nor longer than the bottom of the kneecap; straight style with belt loops, a kick pleat in back, two pockets, and a pleated front; skirts have a back zipper and lining attached to the waist.
			X	X	X		X	Modified A-line, six-gore, free hanging, with or without waistline, with or without belt loops. Skirt has a left zipper and lining attached to the inside; skirt length will be no shorter than the top of the kneecap nor longer than the bottom of the kneecap.
5	Belt	X	X	X	X		X	With skirt or slacks with belt loops; silver tip end of the belt extends beyond the buckle facing the wearer's right; no blue fabric shows.
6	Tie Tab	X	X	X	X			Blue inverted-V tie tab, polyester herringbone twill with self-fastening tails.
			X	X	X			Inverted-V tie tab or crescent-shaped tie tab.

<b>L I N E</b>	<b>ITEM</b>	<b>New Service Dress Uniform</b>	<b>Service Dress Uniform</b>	<b>Long Sleeve Blouse</b>	<b>Short Sleeve Blouse</b>	<b>Mess Dress</b>	<b>Semi- formal Dress</b>	<b>Wear Instructions/Materials</b>
						X		Blue satin, crescent-shape.
							X	Black crescent or blue satin inverted with semiformal. (Semi-formal uniform authorized for cadets only.)
7	Cumberbund					X		Worn with open edge of pleats facing downward; blue satin.
8	Footwear (Dress Boots)	X	X	X	X			Heels of a height suitable to the individual but no higher than 2 1/2 inches (measured from inside sole of the boot to end of heel lift). Wear boots with skirt or slacks; however, if worn with skirt, remove boots and wear pumps or oxfords while in work place. Plain, black, commercial design without ornamentation such as buckles, bows or straps.
	(Pumps)	X	X	X	X	X	X	Heels of a height suitable to the individual, but no higher than 2 1/2 inches (measured from the inside sole of shoe to the end of heel lift). Do not wear shoes with platform soles, extra-thick soles or heels. Plain, black, commercial design without ornamentation such as buckles, bows, straps; smooth, scotch-grained leather or man-made material, patent or high gloss finish. Black satin optional for mess dress.
	(Low Quarters)	X	X	X	X			Black oxford; lace-up style with a plain rounded toe or a plain rounded capped toe; without perforation or design; sole will not exceed 1/2 inch in thickness and the heel will not exceed 1 inch in height (measured from the inside front of the heel); may have low wedge heel; smooth or scotch-grained leather or manmade material; high gloss or patent finish.
	(Combat Boots)	X	X	X	X			Worn with slacks only. Black, with or without safety toe; must have a plain rounded toe or rounded capped toe with or without perforated seam; zipper or elastic inserts are optional; no designs.

<b>L I N E</b>	<b>ITEM</b>	<b>New Service Dress Uniform</b>	<b>Service Dress Uniform</b>	<b>Long Sleeve Blouse</b>	<b>Short Sleeve Blouse</b>	<b>Mess Dress</b>	<b>Semi- formal Dress</b>	<b>Wear Instructions/Materials</b>
	(Loafers) May Be Worn By Cadets Only		X	X	X			Will be black, plain leather or synthetic.
9	Socks	X	X	X	X			Plain black without design; plain black or white socks with combat boots or dress boots. Wear hose if not wearing socks.
10	Hose	X	X	X	X	X	X	Commercial, sheer, nylon in neutral, dark brown, black or off-black, or dark blue shades that complement the uniform and the individual's skin tone. Do not wear patterned hose.
11	Outer- garments	X	X	X	X	X	X	Outdoors and remove in an office environment; use good judgment in choosing appropriate garments for wear based on weather conditions and duties.
	(Pullover Sweater)			X	X			All wool, V-neck, long-sleeve, with cuffed sleeves. Indoor or outdoor garment; tie tab is optional; wear collar of blouse inside or outside sweater; not exposed while wearing another outer garment.
	(Cardigan Sweater)			X	X			50 percent acrylic and 50 percent wool cardigan sweater with epaulets. Indoor or outdoor garment; when worn outdoors, must be buttoned. Tab is optional.
	(Light- weight Blue Jacket)			X	X			Zip up at least halfway; not authorized for wear when service dress uniform is designated or more appropriate; may wear over pullover sweater; partially lined, water repellent, waist length zipper front, with two slant pockets and knitted cuffs with or without insulated liner; may wear men's polyester and wool gabardine jacket as long as it presents a neat, professional appearance.

<b>L I N E</b>	<b>ITEM</b>	<b>New Service Dress Uniform</b>	<b>Service Dress Uniform</b>	<b>Long Sleeve Blouse</b>	<b>Short Sleeve Blouse</b>	<b>Mess Dress</b>	<b>Semi- formal Dress</b>	<b>Wear Instructions/Materials</b>
	(Single-breasted All-weather Coat)	X	X	X	X	X	X	Coat is free-falling from shoulder to hem; sleeves extend 1/2 inch beyond service coat; length of coat not shorter than 1/2 inch below the bottom of the skirt nor longer than 6 inches below the back crease of the knee; coat, fitted with liner, will be loose enough to give freedom of movement; top button may be left unbuttoned; straight-hanging style, fly front closure, convertible collar, with or without epaulets; liner, slash-through pockets.
	(Double-breasted All-weather Coat)	X	X	X	X	X	X	Stand-up collar, six-button front, shoulder epaulets with buttons, sleeve straps with buckles. Split raglan sleeves, set-in the back. Standard length same as single-breasted coat.
	(Raincoat)	X	X	X	X	X	X	Sleeves extend 1/2 inch beyond service coat sleeves; loose fitting with bottom of coat extending between bottom of knee cap and mid-calf; may leave neck button unbuttoned. Single breasted with fly front; waterproof polyvinyl butyl nylon.

<b>L I N E</b>	<b>ITEM</b>	<b>New Service Dress Uniform</b>	<b>Service Dress Uniform</b>	<b>Long Sleeve Blouse</b>	<b>Short Sleeve Blouse</b>	<b>Mess Dress</b>	<b>Semi- formal Dress</b>	<b>Wear Instructions/Materials</b>
	(Overcoat)	X	X	X	X	X	X	Loose enough to fit over service coats; shoulders fit loose enough to accommodate shoulders of service coat without binding at arm holes when moving arms. Sleeves will extend 1/2 inch beyond the sleeve of the service coat; length of coat not shorter than 1/2 inch below the bottom of the skirt nor longer than 6 inches below the back crease of the knee; may leave neck button unbuttoned. Water resistant, double breasted with belt and buckle, button throat closure, shoulder straps, sleeve straps, center back vent, facing tabs, and zip-out liner.
12	Scarf (White or Gray)	X	X			X	X	Tucked in with authorized outer garments, except pullover sweater; will not exceed 10 inches in width. All wool or cotton simplex, with or without napped surface.
13	Gloves Mittens (Black or Gray)	X	X			X	X	Leather, knitted, tricot and suede; or a combination of leather, knitted, tricot, and suede.
14	Headgear (Service Cap)	X	X	X	X			Worn squarely on the head; center large size hat insignia on the front of the cap. Rounded design, sides form a front brim. Old style hat has a white vinyl hat cover. New style is solid dark blue. Clear plastic rain scarf or white net wind scarf optional; helmet-type designed to cover headgear and tie under chin.

<b>L I N E</b>	<b>ITEM</b>	<b>New Service Dress Uniform</b>	<b>Service Dress Uniform</b>	<b>Long Sleeve Blouse</b>	<b>Short Sleeve Blouse</b>	<b>Mess Dress</b>	<b>Semi- formal Dress</b>	<b>Wear Instructions/Materials</b>
	(Flight Cap)	X	X	X	X			Worn slightly to the wearer's right with vertical crease of the cap in line with the center of the forehead, in a straight line with the nose; approximately 1 inch from the eyebrows in the front; when not wearing, tuck under the belt on either side, between first and second belt loops; cap will not fold over the belt. Cap has dark blue colored edge braid for senior member NCOs, senior members without grade and cadets, silver and blue in a diamond pattern edge braid for senior member officers, and silver colored edge braid for general officers; all shades and material of hat are authorized with any uniform combination.
15	Earmuffs	X	X			X	X	Commercial design of any material; solid dark blue, black or gray. Wear with any outer garments and service dress uniforms.
16	Cuff Links	X	X	X			X	Plain, silver, satin finish or highly polished cuff links. May bear the Air Force coat of arms or CAP crest.
17	Handbags (Vinyl)	X	X	X	X		X	Plain black, vinyl with fold over flap and plain silver colored clasp fastener.
	(Leather)	X	X	X	X		X	Plain black leather or vinyl, without ornamentation, with or without plain fold-over flap with or without single-laced silver or gold-colored clasps. May have adjustable shoulder strap with or without buckle. May be patent leather or high gloss not to exceed 13 x 9 x 4 1/2 inches deep.



<b>L I N E</b>	<b>ITEM</b>	<b>New Service Dress Uniform</b>	<b>Service Dress Uniform</b>	<b>Long Sleeve Blouse</b>	<b>Short Sleeve Blouse</b>	<b>Mess Dress</b>	<b>Semi- formal Dress</b>	<b>Wear Instructions/Materials</b>
	(Clutch Style)	X	X	X	X	X	X	Plain black smooth or scotch-grain leather, patent leather or high gloss, or manmade material without ornamentation. Fabric, suede or patent leather with mess dress. Purse will be no larger than 6 1/2 x 11 inches nor smaller than 5 x 9 inches. It must have a concealed closure and may have a wrist strap. <b>EXCEPTION:</b> Do not use patent leather purse when wearing semi-formal dress (semiformal authorized for cadets only).
18	Under Garments (Mandatory)	X	X	X	X	X	X	Bra and panties with all uniforms; wear other appropriate undergarments as necessary, provided they are not visible at the neck when worn with an open collar; may wear the white crew-neck style undershirt when wearing closed collar service and dress uniforms.

<b>Table 2-4. Women's Battle Dress Uniform</b>		
<b>L I N E</b>	<b>Items</b>	<b>Wear Instructions/Materials</b>
1	Shirt (Long Sleeve)	Long-sleeve camouflage pattern may be rolled up; if rolled up, sleeve material must match shirt and will touch or come within 1 inch of forearms when arm is bent at 90-degree angle. May be removed in the immediate work area. When removed, T-shirt (other than the athletic or sleeveless style) will be worn; cotton and nylon twill or cotton twill; single-breasted with four bellow pockets with flaps; straight-cut bottom sleeve tabs, and side body panels with or without take-up tabs. Military creases are prohibited.
2	Slacks	Cotton and nylon twill or rip stop cotton with button front closure, strap ankle adjustment, and six pockets. Blouse slacks over combat boots. Material of shirt and slacks must match.
3	Belt and Buckle	Black tip of belt may extend up to 2 inches beyond the buckle facing the wearer's left or right; blue woven cotton web or elastic with black metal tip and matching buckle.
4	Footwear (Combat Boots)	Black, with or without safety toe, plain rounded toe or rounded capped toe with or without perforated seam; zipper or elastic inserts optional, smooth or scotch-grained leather, or man-made material, and may have a high gloss or patent finish.
	(Hot-weather, Tropical)	Green or black cloth, or canvas, and black leather with plain toe with zipper or elastic inserts.
5	Socks (Plain Black or White)	White socks may be worn with boots.
6	Headgear (BDU Cap)	Wear squarely on head with no hair protruding in front of the cap; when not being worn, is stowed in either of the lower cargo pockets on the trousers.
	(BDU Baseball Cap)	Same as BDU cap with the addition that when not wearing, may attach to either lower pant's pocket button on the BDU trouser legs.
	(CAP Baseball Cap)	Color, unit designation and cloth or silk screen organization emblem or badge as prescribed by unit commander. Emblem or badge, if authorized will be centered 1/2 inch above visor. No other features such as stars, designs, individual's name and so forth, are authorized.
7	Outergarments	Outdoors and removed in an office environment. Use good judgment in choosing appropriate garments for wear based on weather conditions and duties.
	(Field Jacket, Camouflage Pattern)	Configure accouterments on jacket the same as the BDU shirt. If field jacket has epaulets, cloth ultramarine blue grade insignia and C.A.P. cutouts are placed on the epaulet.
	(Single-breasted All-weather Coat)	Coat will fit loosely enough to accommodate shoulders of BDU. Sleeves will extend 1/2 inch beyond service coat sleeves; length of coat will fall between knee length to 6 inches below back crease of knee; top button may be left unbuttoned. Fly front, with zip-out liner, split raglan sleeves, stand-up collar, slash-through pockets, center vent and epaulets.
	(Double-breasted All-weather Coat)	Same as single-breasted. Stand-up collar, six-button front, shoulder epaulets with buttons, sleeve straps with buckles, split raglan and set in the back.
	(Raincoat)	Loose fitting with bottom of coat extending between bottom of knee cap and mid calf; neck button may be left unbuttoned. Single-breasted with fly front; waterproof polyvinyl butyl nylon.
8	Scarf (Gray)	Only with outergarments. Tuck in; will not exceed 10 inches in width; all wool or cotton simplex, with or without napped surface.

<b>L I N E</b>	<b>Items</b>	<b>Wear Instructions/Materials</b>
9	Gloves or Mittens (Black or Gray)	May wear with BDU without outer garments; leather, knitted, tricot and suede, or a combination of leather, knitted, tricot and suede.
10	Earmuffs	With outer garments only. Solid dark blue, black or gray; commercial design of any material.
11	Undergarments (Undershirt)	Brown or black. Either V-neck, U-neck, crew-neck or athletic style without pockets. Black or brown turtlenecks, dickies, or thermal undershirts without pockets may also be worn. EXCEPTION: Members may wear white thermal undershirts even if exposed at neck.
12	Handbags (Vinyl)	Plain black, vinyl with fold-over flap and plain silver-colored clasp fastener.
	(Leather)	Plain black leather or vinyl without ornamentation with or without foldover flap, with or without single silver or gold colored clasp. Purse may have adjustable shoulder strap with or without buckles; may be patent leather or high gloss not to exceed 13 x 9 x 4 1/2 inches deep.
	(Clutch Style)	Plain black smooth or scotch-grain leather, patent leather or high gloss, or manmade material without ornamentation. Purse will be no larger than 6 1/2 x 11 inches nor smaller than 5 x 9 inches. It must have a concealed closure and may have a wrist strap.

<b>Table 2-5. Clothing/Accessory Standards</b>		
<b>I T E M</b>	<b>To present the proper military image:</b>	<b>Will be:</b>
1	Clothing	Neat, clean, pressed, proper fit, in good condition, zipped, snapped, or buttoned.
2	Footwear	Shined, in good repair.
3	Watch	Conservative.
4	Bracelet	Conservative, no wider than one inch, and not present safety hazard.
5	Rings	A maximum of three at any time.
6	Earrings	Men do not wear. Females may wear small spherical, conservative, diamond, gold, white pear, or silver pierced or clip earrings. Fit tightly without extending below the earlobe. Only one earring per earlobe.
7	Eyeglasses, Sunglasses	Free of ornamentation on frames and lenses. Conservative, clear, slightly tinted or photosensitive lenses indoors or in formation. Conservative lenses and frames outdoors (faddish styles and mirrored lenses prohibited). No sunglasses in formation. Not worn around the neck.
8	Necklaces	Concealed under collar or undershirt.
9	Pens and Pencils	Concealed. EXCEPTION: When carried in compartment of left BDU pocket.
10	Pagers, Cellular Phone, Two-way Radio	Clipped to waistband or purse, or carried in left hand.
11	Headphones and earphones	Prohibited unless required to perform duties.
12	Umbrella	Plain, black or dark blue, carried in left hand.
13	Attaché Case, Gym Bag, Back Pack	Carried in left hand or over left shoulder. (EXCEPTION: Members wear back pack using both shoulder straps when riding two-wheeled vehicles or using crutches.)
14	Religious Head Coverings	Indoors: Plain, dark blue, or black without ornamentation. Outdoors: May be worn underneath military headgear if they do not interfere with the proper fit or appearance of the headgear. For example, Jewish yarmulkes meet this requirement if they do not exceed 6 inches in diameter.
15	Other Religious Apparel and Items	Concealed or worn during religious services or at home. Members may request a waiver to wear other religious apparel through the wing/region commander to the National Staff Chaplain's office. If approved, these items will not be worn during parades, ceremonies or in official photos.

## Chapter 3

### SWEATERS, OUTERGARMENTS, AND HEADGEAR

**3-1. General.** This chapter prescribes men's and women's outer garments, the pullover sweater and headgear. Outer garments are items worn outdoors and removed in an office environment. Each uniform item must be clean, neat, correct in design and specifications, fitted properly and in good condition. Uniform items are kept zipped, snapped, or buttoned. Members should use good judgment in choosing appropriate garments for wear based on weather conditions and duties.

**3-2. Pullover Sweater.** Dark blue V-neck, long-sleeve with cuffed sleeves, all wool. This is an indoor/outdoor garment. It may be worn under all authorized outer garments. It may be worn with any light blue, long or short-sleeve shirt or blouse with or without the tie/necktab. Collar may be worn inside or outside the sweater.

**a. Grade Insignia:**

(1) Senior member officers--embroidered gray epaulet sleeve

(2) Senior member NCOs--regular size metal chevron on gray epaulet sleeve or cloth chevrons on sleeve

(3) Cadet officers--metal on shoulder mark insignia

(4) Cadet airmen--metal chevrons on right side of shirt collar

**b. C.A.P. Lapel/Collar Insignia.** Senior and cadet members without grade and senior member NCOs wearing chevrons on the sleeve wear highly polished metal C.A.P. cutouts on both sides of shirt collar. Cadet airmen wear cutout on left side of collar.

**c. Wing/Region Patch.** Worn 1/2 inch below the shoulder seam of the left sleeve.

**3-3. Cardigan Sweater.** Dark blue, 50 percent acrylic and 50 percent wool. Sweater may be worn indoors or outdoors. When worn indoors, it may be worn open or buttoned. When worn outdoors, it must be buttoned. Tie/tab is optional.

**a. Grade Insignia:**

(1) Senior member officers--embroidered gray epaulet sleeve

(2) Senior member NCOs--regular size metal chevron on gray epaulet sleeve

(3) Cadet officers--metal on shoulder mark insignia

(4) Cadet airmen--metal chevrons on right side of shirt collar

**b. C.A.P. Lapel/Collar Insignia.** Senior and cadet members without grade wear highly polished metal C.A.P. cutouts on both sides of shirt collar. Cadet airmen wear cutout on left side of collar.

**c. Wing/Region Patch.** Worn 1/2 inch below the shoulder seam of the left sleeve.

(3) Cadet officers--regular size metal on epaulet

**3-4. Men and Women's Lightweight Blue Jackets.** Lightweight jackets are required to be zipped up at least halfway. They are acceptable for wear on base unless a higher decorum is appropriate or directed. It may be worn with or without insulated liner and over all light blue shirts/blouses and over the pullover sweater. The men's lightweight blue jacket may be worn by women as long as it presents a neat, professional appearance.

**a. Grade Insignia:**

(1) Senior member officers--embroidered gray epaulet sleeve

(2) Senior member NCOs--regular size metal chevron on gray epaulet sleeve or cloth chevrons on sleeve

(3) Cadet officers--regular size metal insignia on epaulet

(4) Cadet airmen--metal chevrons on right jacket collar

**b. C.A.P. Lapel/Collar Insignia.** Senior and cadet members without grade and senior member NCOs wearing chevrons on the sleeve wear highly polished metal C.A.P. cutouts on both sides of jacket collar. Cadet airmen wear cutouts on left side of collar.

**c. Wing/Region Patch.** Worn 1/2 inch below the shoulder seam of the left sleeve.

**3-5. All-weather Coats.** These coats may be worn with all service uniforms, BDU uniforms, dress uniforms and over the pullover sweater. The all-weather coat is available in both single-breasted and double-breasted styles.

**a. Grade Insignia:**

(1) Senior member officers--embroidered gray epaulet sleeve

(2) Senior member NCOs--regular size metal chevron on gray epaulet sleeve or cloth chevrons on sleeve

(3) Cadet officers--regular size metal on epaulet

(4) Cadet airmen--metal chevrons on right collar

**b. C.A.P. Lapel/Collar Insignia.** Senior and cadet members without grade and senior member NCOs wearing chevrons on the sleeve wear highly polished metal C.A.P. cutouts on both sides of collar. Cadet airmen wear cutout on left side of collar.

**c. Wing/Region Patch.** Worn 1/2 inch below the shoulder seam of the left sleeve.

**3-6. Men and Women's Raincoats.** Blue waterproof polyvinyl butyrl nylon. Single-breasted with fly front. The neck button may be left unbuttoned. May be worn with service, BDU uniforms and over the pullover sweater.

**a. Grade Insignia:**

(1) Senior member officers--embroidered gray epaulet sleeve

(2) Senior member NCOs--regular size metal chevron on gray epaulet sleeve or cloth chevrons on sleeve

(4) Cadet airmen--metal chevrons on right collar

**b. C.A.P. Lapel/Collar Insignia.** Senior and cadet members without grade and senior member NCOs wearing chevrons on the sleeve wear highly polished metal C.A.P. cutouts on both sides of collar. Cadet airmen wear cutout on left side of collar.

**c. Wing/Region Patch.** Worn 1/2 inch below the shoulder seam of the left sleeve.

**3-7. Men and Women's Overcoats.** These coats may be worn with all service and dress uniforms and over the pullover sweater. The men's coat is available in both a single-breasted and double-breasted, belted style. The women's overcoat is available in the double-breasted belted style only.

**a. Grade Insignia:**

(1) Senior member officers--embroidered gray epaulet sleeve

(2) Senior member NCOs--regular size metal chevron on gray epaulet sleeve or cloth chevrons on sleeve

(3) Cadet officers--regular size metal on epaulet

(4) Cadet airmen--metal chevrons on right collar

**b. C.A.P. Lapel/Collar Insignia.** Senior and cadet members without grade and senior member NCOs wearing chevrons on the sleeve wear highly polished metal C.A.P. cutouts on both sides of collar. Cadet airmen wear cutout on left side of collar.

**c. Wing/Region Patch.** Worn 1/2 inch below the shoulder seam of the left sleeve.

### **3-8. Men's Headgear.**

**a. Service Cap.** The blue visor-type service cap is banded with dark blue, 1 3/4 inch braid. It has a front black leather chin strap. An optional version with braid of an open mesh construction and an optional black leather strap is authorized for wear. The service cap is worn squarely on the head with no hair protruding in front of the cap. Large size hat insignia is centered on the front of the cap. NOTE: Cadet officers may wear the service cap only if authorized by the wing commander. Cadet airmen will not wear the service cap.

**b. Flight Cap.** The flight cap is blue with a dark blue colored edge braid for cadets, senior members without grade and senior member NCOs, and silver and blue in a diamond pattern edge braid for senior member officers. The flight cap is worn slightly to the wearer's right with vertical crease of the cap in line with the center of the forehead, in a straight line with the nose. The cap will be approximately 1 inch from the eyebrows in the front. When the cap is not being worn, it may be tucked under the belt

on either side, between the first and second belt loops. The cap will not protrude above the top edge of the belt. Cadet officers wear miniature or regular size grade insignia on the flight cap.

**c. BDU Cap.** Either the camouflage pattern BDU cap or camouflage BDU baseball cap may be worn with the BDU uniform. The cap is worn squarely on the head with no hair protruding in front of the cap. Senior members do not wear any type of insignia on the cap. Cadet officers wear the embroidered grade insignia on the fatigue cap.

**d. CAP Baseball Cap.** May be worn with the utility uniforms if authorized by the unit commander. Color, unit designation and cloth or silk screen organization emblem or badge are prescribed by unit commander. Emblem or badge, if authorized, will be centered 1/2 inch above visor.

### **3-9. Women's Headgear.**

**a. Service Cap.** Rounded design with sides forming a front brim. Worn squarely on the head. There are two styles of female service caps authorized. The old style cap has a dark blue bill with white vinyl hat cover and will be phased out 1 October 1997. The new style hat is solid dark blue.

**b. Flight Cap.** Has blue corded-edge braid for cadets, senior members without grade and senior member NCOs, and silver-color and blue in a diamond pattern for senior member officers. It is worn slightly to the wearer's right with the vertical crease of the cap at the center of the forehead in a straight line with the nose and approximately 1 to 1 1/2 inches above the eyebrows. Hair may protrude in front of the cap. The crown, front, and back of the cap will not be crushed. When wearing the belted skirt or slacks, the flight cap may be tucked under the belt on either side, between the first and second belt loops. Hat must not protrude above the belt.

**c. BDU Cap.** Either the camouflage pattern BDU cap or camouflage BDU baseball cap may be worn with the BDU uniform. The cap is worn squarely on the head with no hair protruding in front of the cap. Senior members do not wear any type of insignia on the cap. Cadet officers wear the embroidered grade insignia on the BDU cap.

**d. CAP Baseball Cap.** May be worn with the utility uniforms if authorized by the unit commander. Color, unit designation, and cloth or silk screen organization emblem or badge are prescribed by unit commander. Emblem or badge, if authorized, will be centered 1/2 inch above visor.

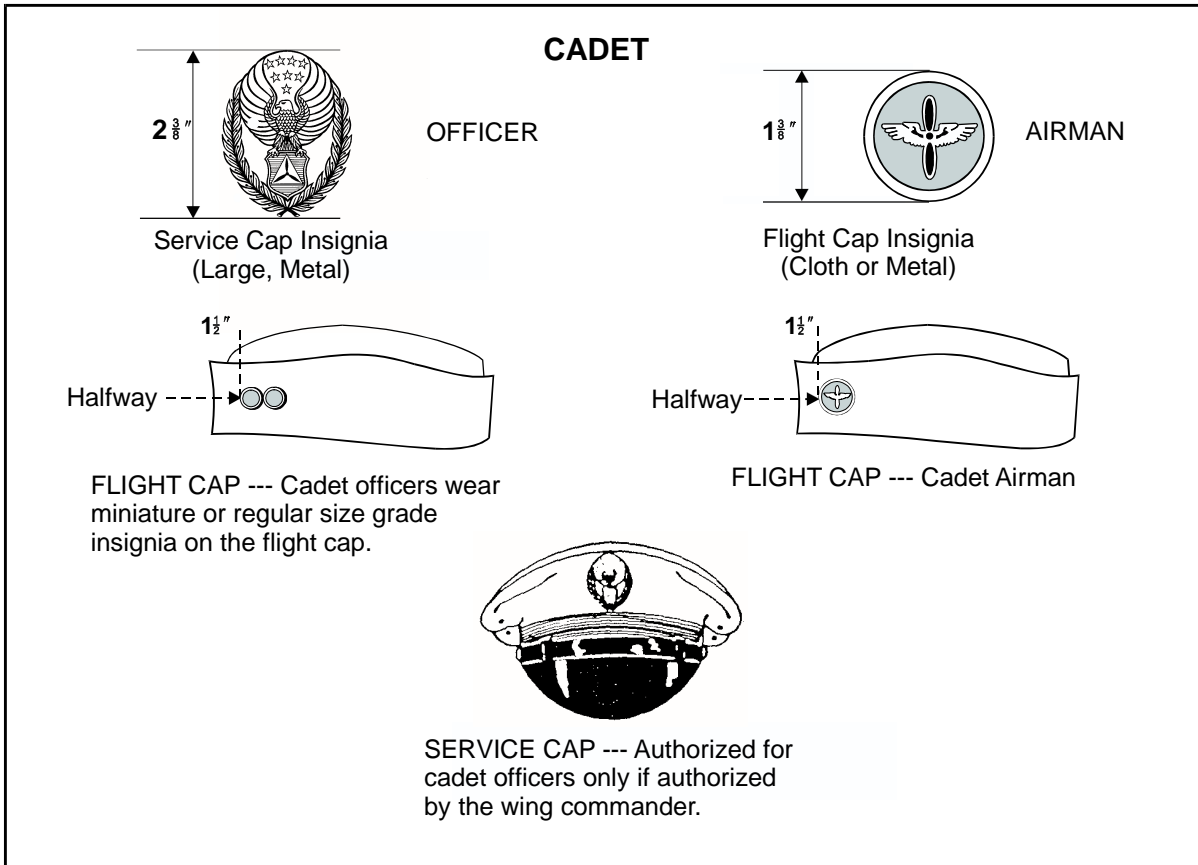
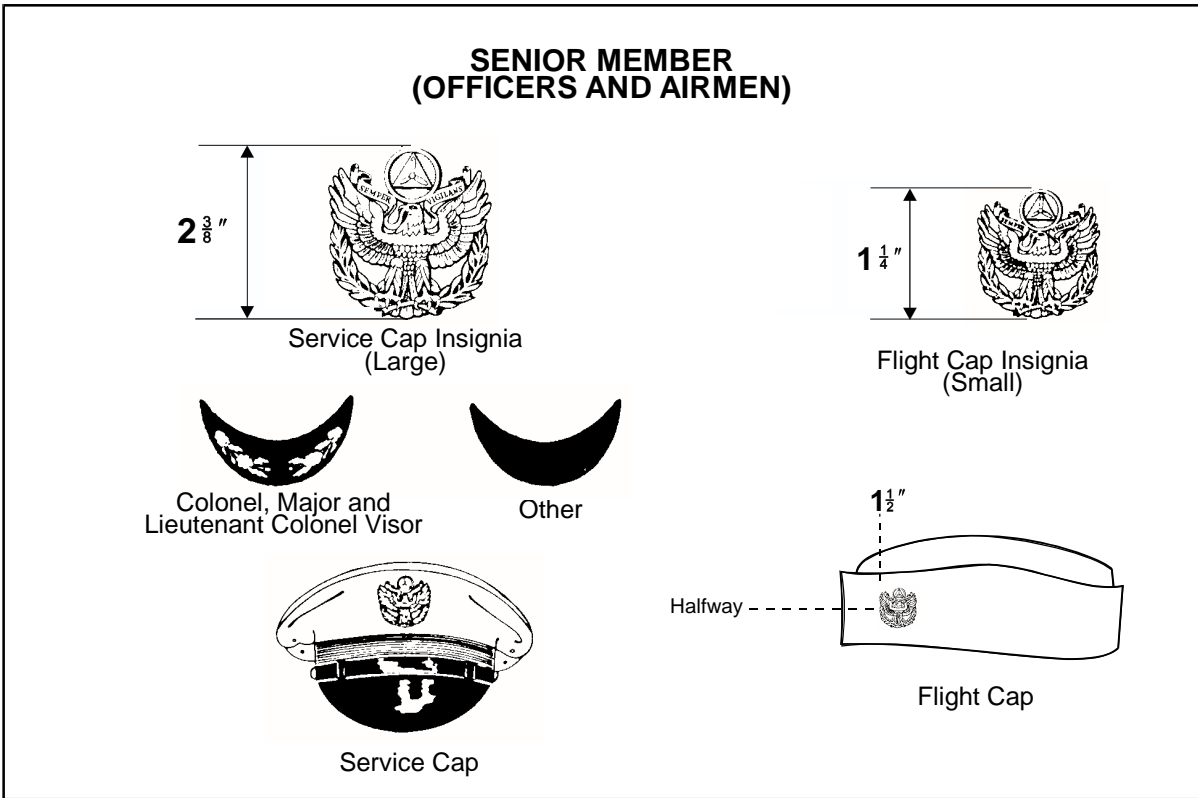


Figure 3-1. Men's Headgear





Figure 3-2. Women's Headgear



## Chapter 4

### AWARDS AND DECORATIONS

**4-1. Wear of Awards and Decorations.** Awards and decorations prescribed by CAPR 39-3, *Award of CAP Medals, Ribbons, and Certificates*, will be worn only by CAP members for whom they have been authorized and only on those uniforms outlined in paragraph 4-2 below. Table 4-1 outlines the proper arrangement and placement on service uniforms. Ribbons and medals will not be worn on the jumpsuit, aviator shirt, CAP blazer (except dress combination) or BDU (fatigue) uniform, and in no case will they be worn on the overcoat, raincoat, all-weather coat, or lightweight blue jacket.

**4-2. When Awards and Decorations are Worn.**

**a.** Ribbons. Mandatory with the service dress and the semiformal uniforms. Optional with all other service uniforms. *NOTE: All ribbons and devices worn by senior members must fall below the top notch of the collar on the service coat or the bottom tip of the collar of shirts/blouses worn as outer garments.*

**b.** Miniature Medals. Mandatory with the mess dress uniform (men and women).

**4-3. Order of Precedence.** The order of precedence for cadet ribbons is shown in Figure 4-3. The order of precedence for senior member ribbons is shown in Figure 4-4. The ribbon with the highest precedence will be placed nearest to the lapel on the top row; other ribbons will follow in the proper order of precedence from right to left. The numbers on the ribbons in Figure 4-1 show the order of arrangement.

**4-4. Military Service Awards.** Military service ribbons may be worn on the CAP uniform provided they were awarded in writing by competent military authority. Awards of the Air Force, Army, Navy, Marine Corps, or Coast Guard will be worn in the order prescribed by the awarding service, subject to the following:

**a.** In all cases of relative priority, Air Force awards will take precedence. See Figure 4-5.

**b.** Awards for wars, campaigns, expeditions etc., will be worn in chronological sequence.

**c.** ROTC ribbons awarded by military departments may be worn following all other ribbons (except foreign ribbons) while the member concerned is participating in the ROTC program. When the member is no longer participating in the ROTC program, ROTC ribbons will be removed.

**4-5. Foreign Decorations.** Foreign decorations are so many and so varied, the number and combinations that may be worn will not be prescribed; however, good taste and judgment should prevail. Only those decorations that have been duly approved by Congress for acceptance and wear by the individual may be worn, except that personnel attending functions sponsored by a foreign nation should as a courtesy, wear any decorations that have been awarded by that nation.

**4-6. Fourrageres and Lanyards.** Fourrageres and lanyards may be worn to denote special honor positions or may be authorized by the wing commander for special purpose activities (see Chapter 7). Not more than one fourragere or lanyard will be worn at one time, and it will be worn on the left shoulder (Figure 4-2).

**4-7. Miniature Medals.** Miniature medals are authorized for all US military decorations and service medals except for the Medal of Honor. Miniature medals are authorized for all CAP decorations and are required on the mess dress uniform. Medals will be arranged as prescribed by Table 4-2 with the medal of the highest precedence nearest the lapel on the top row from right to left. The order of precedence for the medals is the same as for the ribbons.

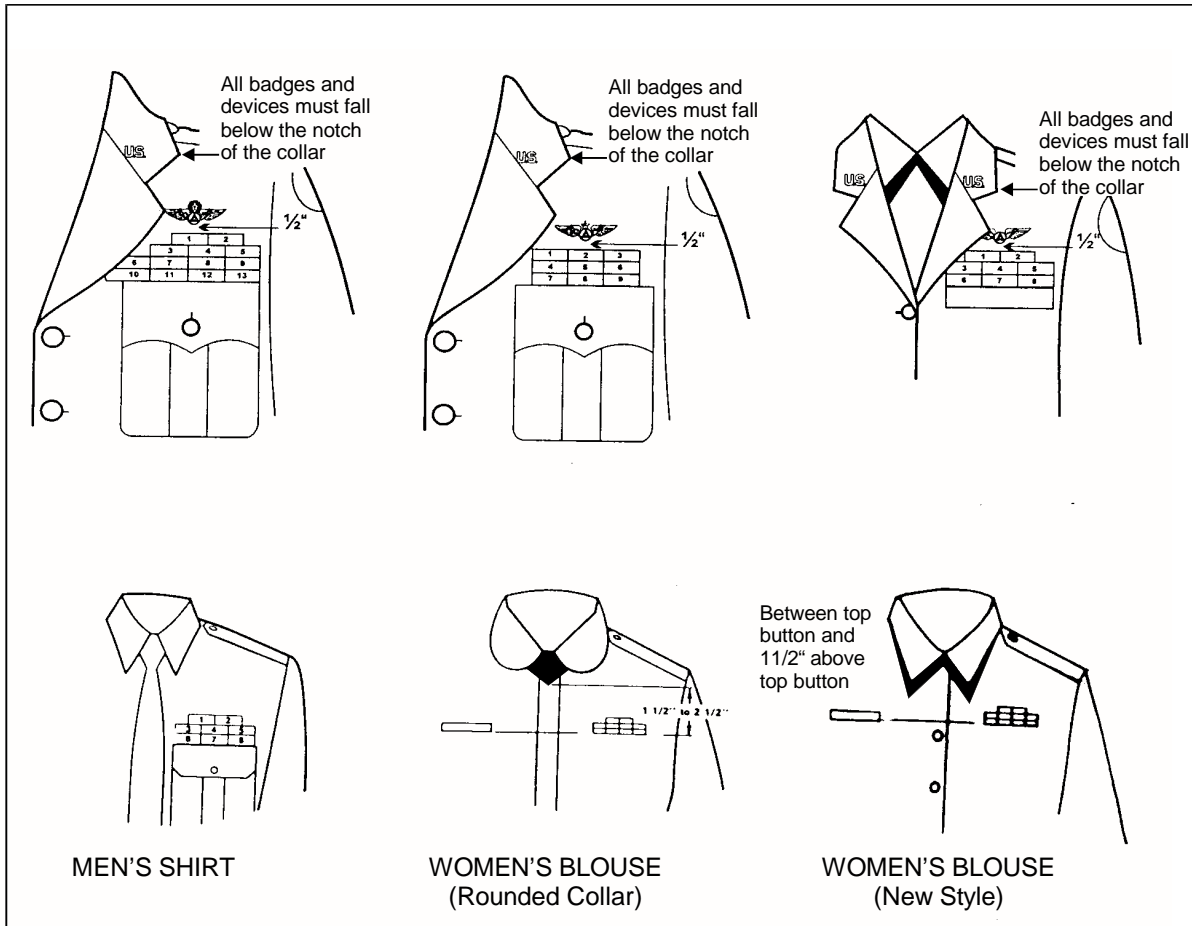


Figure 4-1. Arrangement and Placement of Ribbons

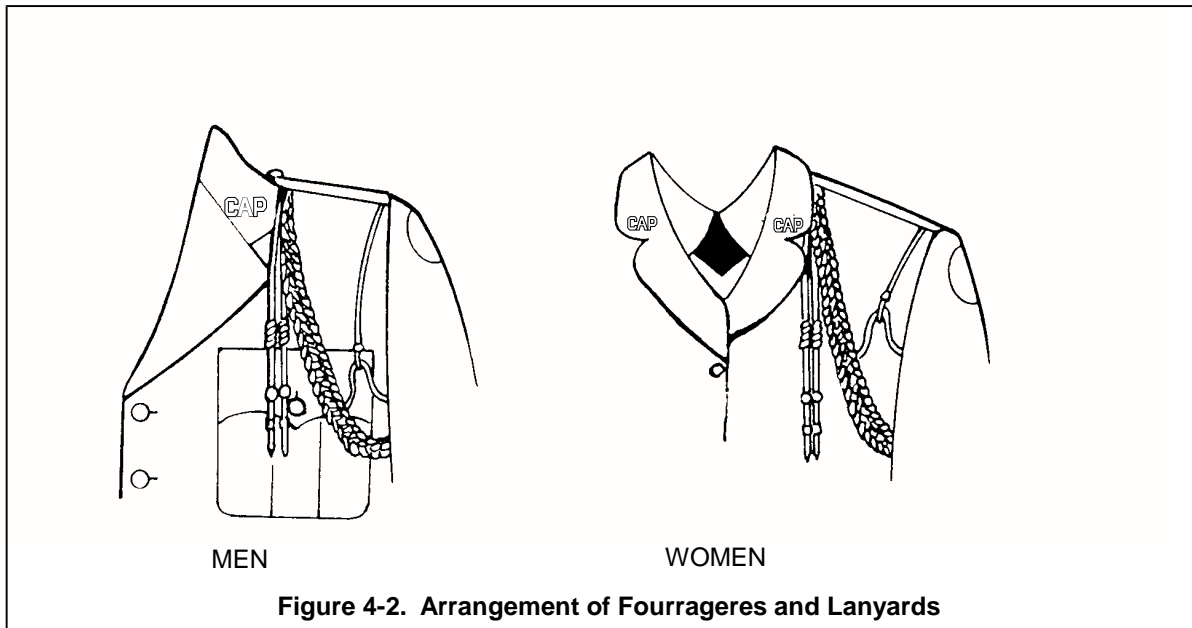


Figure 4-2. Arrangement of Fourrageres and Lanyards

<b>Figure 4-3. Cadet Ribbons - Order of Precedence</b>		
1. U.S. Military Decorations	2. Silver Medal of Valor	3. Bronze Medal of Valor
4. Distinguished Service Medal	5. Exceptional Service Award	6. Meritorious Service Award
7. Commander's Commendation Award	8. Certificate of Recognition for Life Saving	9. Unit Citation Award
10. Spaatz Award	11. Eaker Award	12. Earhart Award
13. Mitchell Award	14. Goddard Achievement	15. Doolittle Achievement
16. Lindbergh Achievement	17. Rickenbacker Achievement	18. Wright Brothers Achievement
19. Arnold Achievement	20. Curry Achievement	21. Red Service Ribbon
22. Search "Find" Ribbon	23. Air Search and Rescue Ribbon	24. Disaster Relief Ribbon
25. Cadet Community Service Ribbon	26. IACE Ribbon	27. National Cadet Competition Ribbon
28. National Color Guard Competition Ribbon	29. CAC Ribbon	30. Cadet Special Activities Ribbon
31. Encampment Ribbon	32. Cadet Recruiter Ribbon	33. ROTC Ribbons

<b>Figure 4-4. Senior Ribbons - Order of Precedence</b>		
1. US Military Decorations	2. Silver Medal of Valor	3. Bronze Medal of Valor
4. Distinguished Service Medal	5. Exceptional Service Award	6. Meritorious Service Award
7. Commander's Commendation Award	8. Certificate of Recognition for Lifesaving Award	9. Unit Citation Award
10. Gill Robb Wilson Award (Level V)	11. National Commander's Citation (Earned prior to 1 Jan 78)	12. Paul E. Garber Award (Level IV)
13. Grover Loening Aerospace Award (Level III)	14. Leadership Award (Specialty Training)	15. Membership Award (Level I)
16. General Chuck Yeager Award	17. Falcon Award (Earned prior to 1 Jul 79 or Highest cadet achievement ribbon earned)	18. Command Service Ribbon
19. Red Service Ribbon	20. Search "Find" Ribbon	21. Air Search and Rescue Ribbon
22. Counterdrug Ribbon	23. Disaster Relief Ribbon	24. Cadet Orientation Pilot Ribbon
25. IACE Ribbon	26. National Cadet Competition Ribbon (Earned as a Cadet)	27. Cadet Special Activities Ribbon
28. Encampment Ribbon	29. Senior Recruiter Ribbon	30. ROTC Ribbons
<b>31. CAP Wartime Service Ribbons</b>	Coastal Patrol	S Liaison Patrol
Tow-Target & Tracking	Courier	Forest Patrol
Missing Aircraft		

<b>Figure 4-5. Order of Precedence for Wear of US Military Awards and Decorations on the CAP Uniform</b>		
1. Medal of Honor	2. Air Force Cross	3. Distinguished Service Cross
4. Navy Cross	5. Defense Distinguished Service Medal	6. Distinguished Service Medal
7. Silver Star	8. Defense Superior Service Medal	9. Legion of Merit
10. Distinguished Flying Cross	11. Airman's Medal	12. Soldier's Medal
13. Navy-Marine Corps Medal	14. Coast Guard Medal	15. Bronze Star Medal
16. Purple Heart	17. Defense Meritorious Service Medal	18. Meritorious Service Medal
19. Air Medal	20. Aerial Achievement Medal	21. Joint Service Commendation Medal
22. Air Force Commendation Medal	23. Army Commendation Medal	24. Navy Commendation Medal
25. Coast Guard Commendation Medal	26. Joint Service Achievement Medal	27. Air Force Achievement Medal
28. Army Achievement Medal	29. Navy Achievement Medal	30. Combat Action Ribbon
31. Distinguished/Presidential Unit Citation	32. Navy Presidential Unit Citation	33. Joint Meritorious Unit Citation
34. Air Force Outstanding Unit Award	35. Air Force Organizational Excellence Award	36. Prisoner of War Medal
37. Valorous Unit Award	38. Navy Unit Commendation	39. Coast Guard Unit Commendation
40. Meritorious Unit Commendation (Army/Navy/Coast Guard)	41. Navy "E" Ribbon	42. United States Nonmilitary Decorations
43. Combat Readiness Medal	44. Air Force Good Conduct Medal	45. Good Conduct Medal
46. Navy Good Conduct Medal	47. Marine Corps Good Conduct Medal	48. Coast Guard Good Conduct Medal
49. Air Reserve Forces Meritorious Service Medal	50. Army Reserve Component Achievement Medal	51. Naval Reserve Meritorious Service Medal
52. Selected Marine Corps Reserve Medal	53. Coast Guard Reserve Good Conduct	54. Outstanding Airman of the Year Ribbon
55. Air Force Recognition Ribbon	56. China Service Medal	57. American Defense Service Medal
58. Women's Army Corps Service Medal	59. WWII Theater Campaign Medals	60. World War II Victory Medal
61. Occupation Medal (Navy/Army)	62. Medal for Humane Action	63. National Defense Service Medal
64. Korean Service Medal	65. Antarctica Service Medal	66. Armed Forces Expeditionary Medal
67. Vietnam Service Medal	68. Southeast Asia Service Medal	69. Armed Forces Service Medal
70. Military Outstanding Volunteer Service Medal	71. Humanitarian Service Medal	72. Air Force Overseas Ribbon
73. Army Overseas Ribbon	74. Sea Service Deployment Ribbon (Navy/Marine)	75. Coast Guard Special Operations Service
76. Coast Guard Sea Service	77. AF Longevity Service Award Ribbon	78. Reserve Medals (Armed Forces/Navy and Marine Corps)

79. NCO Professional Military Education Graduate Ribbon	80. Army NCO Professional Development Ribbon	81. USAF BMT Honor Graduate Ribbon
82. Coast Guard Reserve Honor Graduate Ribbon	83. Small Arms Expert Marksmanship Ribbon	84. Navy Pistol Shot Medal
85. Air Force Training Ribbon	86. Army Service Ribbon	87. Philippine Defense Ribbon
88. Philippine Liberation Ribbon	89. Philippine Independence Ribbon	90. Merchant Marine Combat Bar
91. Merchant Marine War Zone	92. Foreign Decoration	93. Philippine Presidential Unit Citation
94. Republic of Korea Presidential Unit Citation	95. Other Foreign Unit Citations	96. United Nations Service Medal
97. United Nations Medal	98. NATO Medal	99. Multilateral Organization Awards
100. Republic of Vietnam Campaign Medal	101. Kuwait Liberation Medal (Kingdom of Saudi Arabia)	102. Kuwaiti Kuwait Liberation Medal
103. Foreign Service Medals		

<b>Table 4-1. Arrangement of Ribbons on Service Uniforms</b>			
<b>Rule</b>	<b>If the number of ribbons authorized is</b>	<b>and the coat lapel covers portions of the ribbons</b>	<b>then see note and wear ribbons in</b>
1	1, 2, or 3	No	A single row
2	4 thru 6	Yes	Multiples of 3, centering any remaining ribbons on the top row
3	4 thru 9	No	Multiples of 3, centering any remaining ribbons on the top row
4	7 thru 9	Yes	Multiples of 3 in two bottom rows, but to prevent coat lapel from covering ribbons, each row thereafter may contain less than three, with top row centered over the row immediately below
5	10 or more	No	Multiples of 3 or 4, with any remaining ribbons centered over the row immediately below
6	10 or more	Yes	Multiples of 3 or 4 in at least the two bottom rows; to prevent coat lapel from covering ribbons, each additional row may contain less than three or four, with top row centered over the row immediately below

**NOTES:**

- Ribbons will always be placed on wearer's left with bottom row resting on, but not over, top edge of left pocket. When worn in rows of three, ribbons will be centered above the pocket between the left and right pocket edges. Only to prevent the service coat lapel from covering the ribbons, additional rows of ribbons containing less than three may be aligned with the left ribbon edge. The top row of ribbons will be centered over the row immediately below. When worn in rows of four, left edge of the ribbons may be aligned with the left edge of the pocket or centered above the left pocket. Only to prevent the service coat lapel from covering the ribbons, additional row of ribbons containing less than four may be aligned with the left pocket edge with the top row of ribbons centered over the row immediately below. There will be no space between the rows of ribbons.
- Wear a maximum of four devices on each ribbon. Place silver devices to the wearer's right of bronze devices. Replace the bronze device with a silver device after receipt of the fifth bronze device.
- If all authorized devices do not fit on a single ribbon, wear a second ribbon. Wear a minimum of three devices on the first ribbon before wearing a second ribbon. When wearing the second ribbon, place after the initial ribbon. It counts for one award. When future awards reduce device to a single ribbon, remove the second ribbon.

<b>Table 4-2. Arrangement of Miniature Medals by Rows (See NOTE)</b>											
<b>R U L E</b>	<b>If number of medals worn is</b>	<b>then the number of medals in each row is</b>									
		<b>with holding bar</b>				<b>with mounting bar (optional)</b>					
		Bottom	2 <sup>nd</sup>	3 <sup>rd</sup>	4 <sup>th</sup>	Bottom	2 <sup>nd</sup>	3 <sup>rd</sup>	4 <sup>th</sup>	5 <sup>th</sup>	6 <sup>th</sup>
1	1 thru 5					1-4	1				
2	6	6				4	2				
3	7	7				4	3				
4	8	4	4			4	4				
5	9	5	4			4	4	1			
6	10	5	5			4	4	2			
7	11	6	5			4	4	3			
8	12	6	6			4	4	4			
9	13	7	6			4	4	4	1		
10	14	7	7			4	4	4	2		
11	15	5	5	5		4	4	4	3		
12	16	6	5	5		4	4	4	4		
13	17	6	6	5		4	4	4	4	1	
14	18	6	6	6		4	4	4	4	2	
15	19	7	6	6		4	4	4	4	3	
16	20	7	7	6		4	4	4	4	4	
17	21	7	7	7		4	4	4	4	4	1
18	22	6	6	5	5	4	4	4	4	4	2
19	23	6	6	6	5	4	4	4	4	4	3
20	24	6	6	6	6	4	4	4	4	4	4
21	25	7	6	6	6						
22	26	7	7	6	6						
23	27	7	7	7	6						
24	28	7	7	7	7						

NOTE: When fewer than five miniature medals are worn, all will be fully exposed. If more than four are worn on one row, each medal will equally overlap the medal to the left but the overlap will not exceed 50%; the medal nearest the lapel will be fully exposed. Upper rows will be placed to cover the ribbon portion of the medals in the row below.



## Chapter 5

## INSIGNIA, BADGES, AND DEVICES

## Section A - Grade Insignia

**5-1. Wear of Grade Insignia.** Cadet and senior member officer grade insignia will be worn on those uniform items listed in Table 5-1. Cadet airman chevrons will be worn on the right lapel/collar. CAP senior members who hold NCO grades may wear cloth chevrons sewn on the sleeve or

metal chevrons pinned on a plain gray epaulet sleeve. Illustrations of grade insignia and the proper placement on the uniform are shown in the figures indicated in Table 5-1.

<b>Table 5-1. Wear of Grade Insignia (Senior Members and Cadet Officers)</b>					
<b>R U L E</b>	<b>If the uniform item worn is</b>	<b>then the size of the senior member officer grade insignia is</b>	<b>and placement illustrations are shown in Figure</b>	<b>and the size of the cadet officer grade insignia is</b>	<b>and placement illustrations are shown in Figure</b>
1	Blue Service Coat (Men and Women)	Embroidered on epaulet sleeve	5-1	Regular (metal) on shoulder boards	5-8
2	Light Blue Shirt With Short or Long Sleeves (Men and Women)	Embroidered on epaulet sleeve	5-1	Miniature (metal) on epaulet sleeve	5-9
3	Lightweight Blue Jacket (Men and Women)	Embroidered on epaulet sleeve	5-1	Regular on epaulets (see Note 1)	5-7
4	Sweater (Pullover)	Embroidered on epaulet sleeve	5-1	Miniature (metal) on epaulet sleeve	5-9
5	Overcoat, Topcoat, Raincoat, All-weather Coat (Men and Women)	Embroidered on epaulet sleeve	5-1	Regular on epaulets (see Note 1)	5-7
6	BDU (Fatigue) Shirt (Men and Women)	Regular (embroidered) on right collar	5-2	Regular (embroidered) on right collar	5-10
7	Field Jacket	Regular (embroidered) on epaulets	5-3	Regular (embroidered) on epaulets	5-10
8	Mess Dress Jacket (Men)	Regular blue shoulder boards		Not worn	
9	Mess Dress Jacket (Women)	Miniature blue shoulder boards		Not worn	
10	Jumpsuit	Regular embroidered or plastic on the shoulder	6-1	Miniature (metal) on the right collar	
11	Flight Suit	Plastic on the shoulder		Cadets do not wear grade on flightsuits	

## NOTES:

1. Senior members who hold NCO grades wear chevrons on the sleeve or metal device pinned on epaulet as shown in Figure 5-4.
2. Cadet airmen will wear metal chevrons on the right collar/lapel of all uniforms as shown in Figure 5-6.
3. Metal flight officer grade insignia are worn on the mess dress shoulder boards.




Figure 5-1. Senior Member Officer Epaulet Sleeve

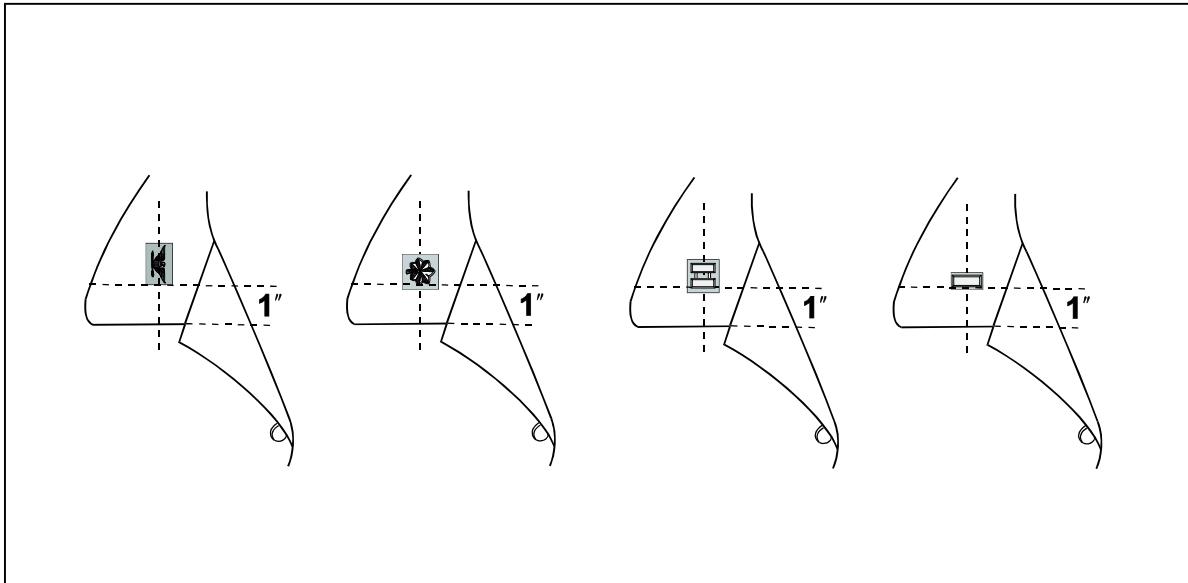


Figure 5-2. Embroidered Senior Member Officer Grade Insignia on BDU Collar (Men and Women)

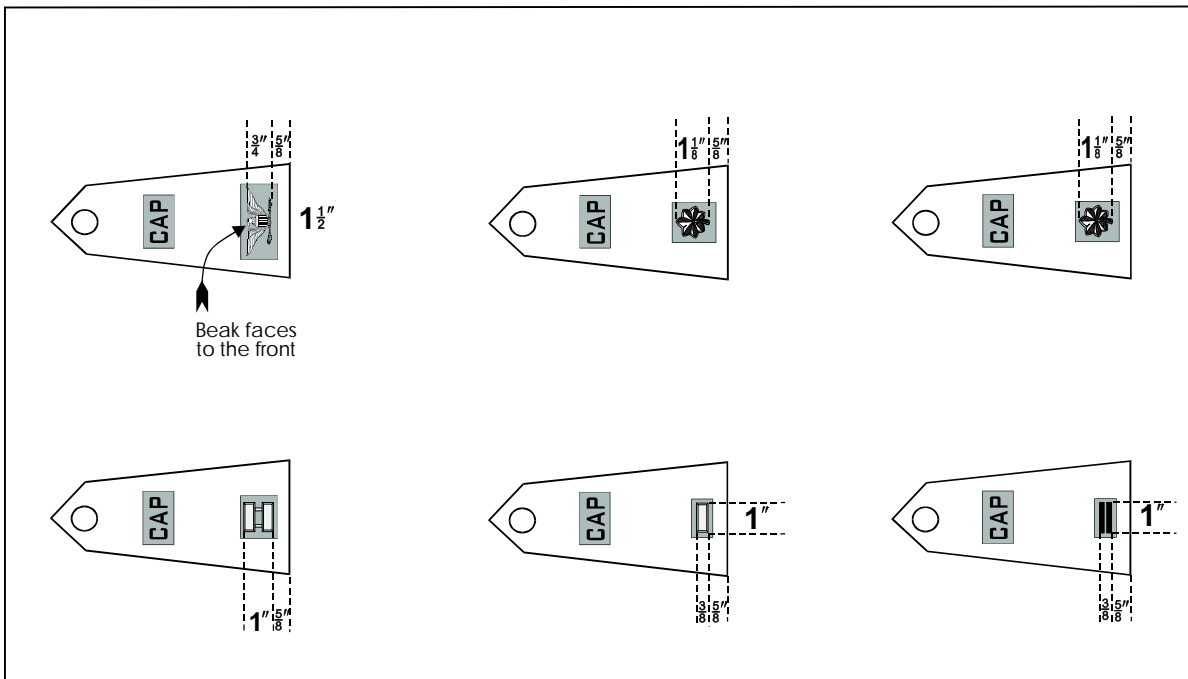
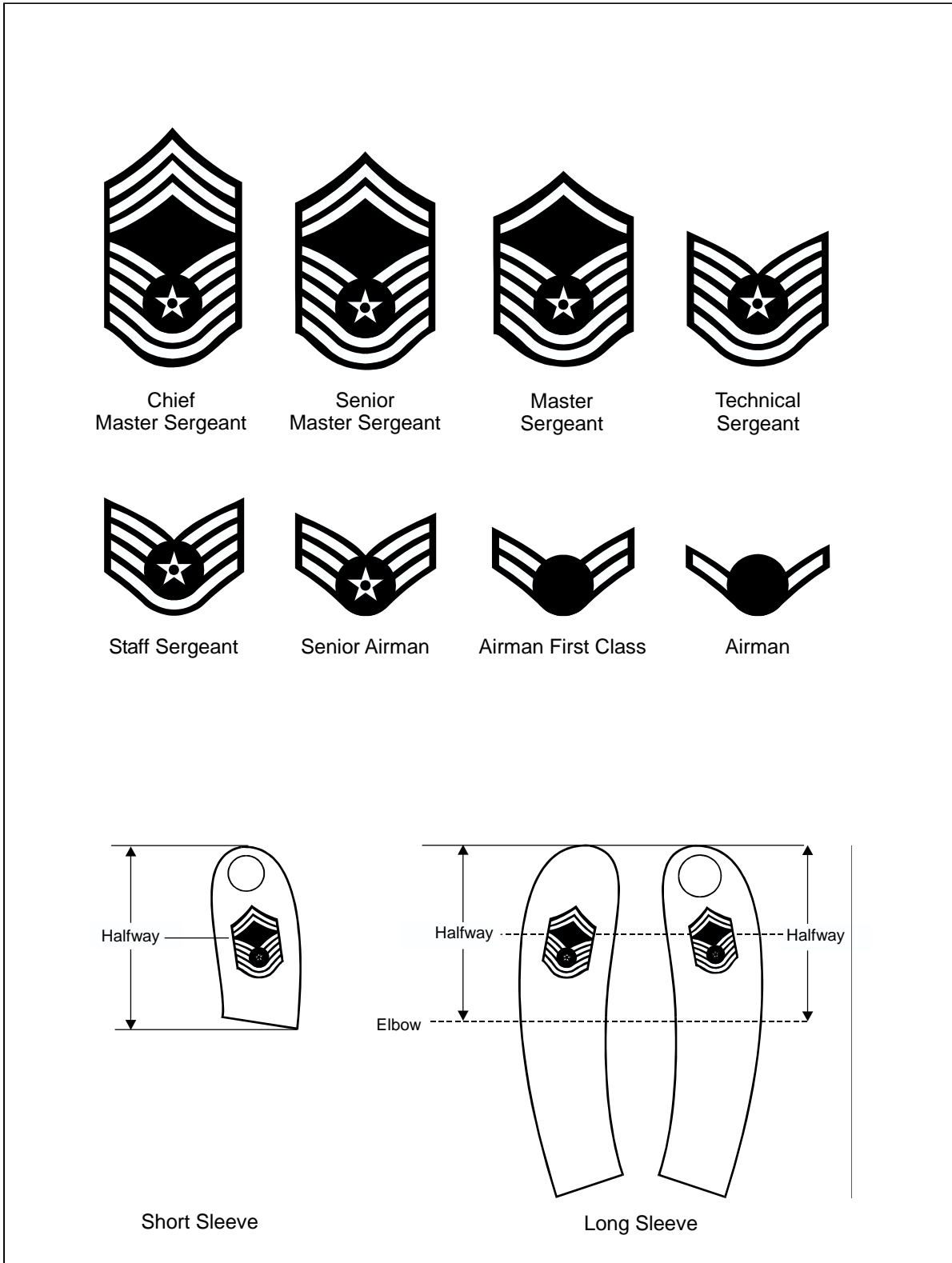


Figure 5-3. Embroidered Senior Member Officer Grade Insignia on Epaulet of Field Jacket (Men and Women)



**Figure 5-4. Senior Member NCO Grades**  
**(May wear cloth chevrons or metal device pinned on epaulet)**




Figure 5-5. Cadet Airman Grade Insignia

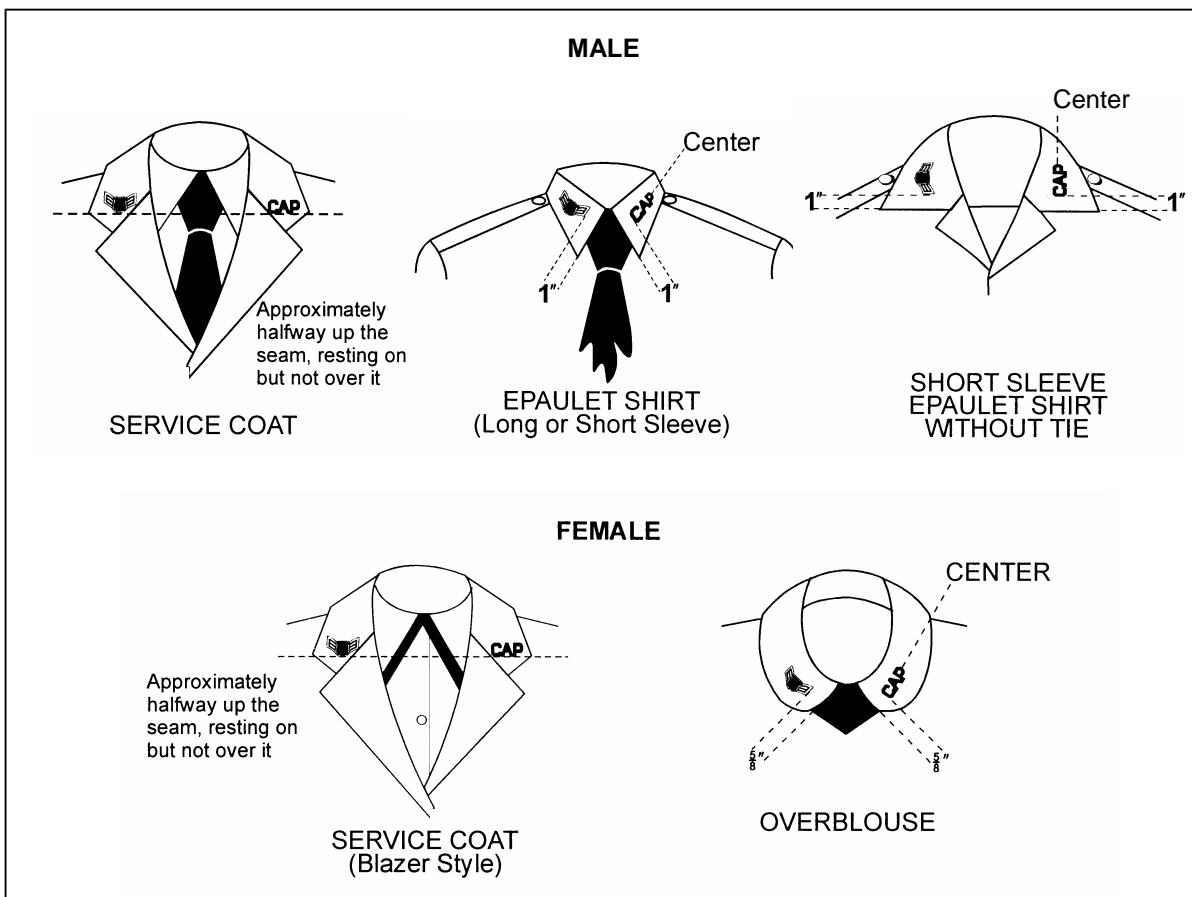
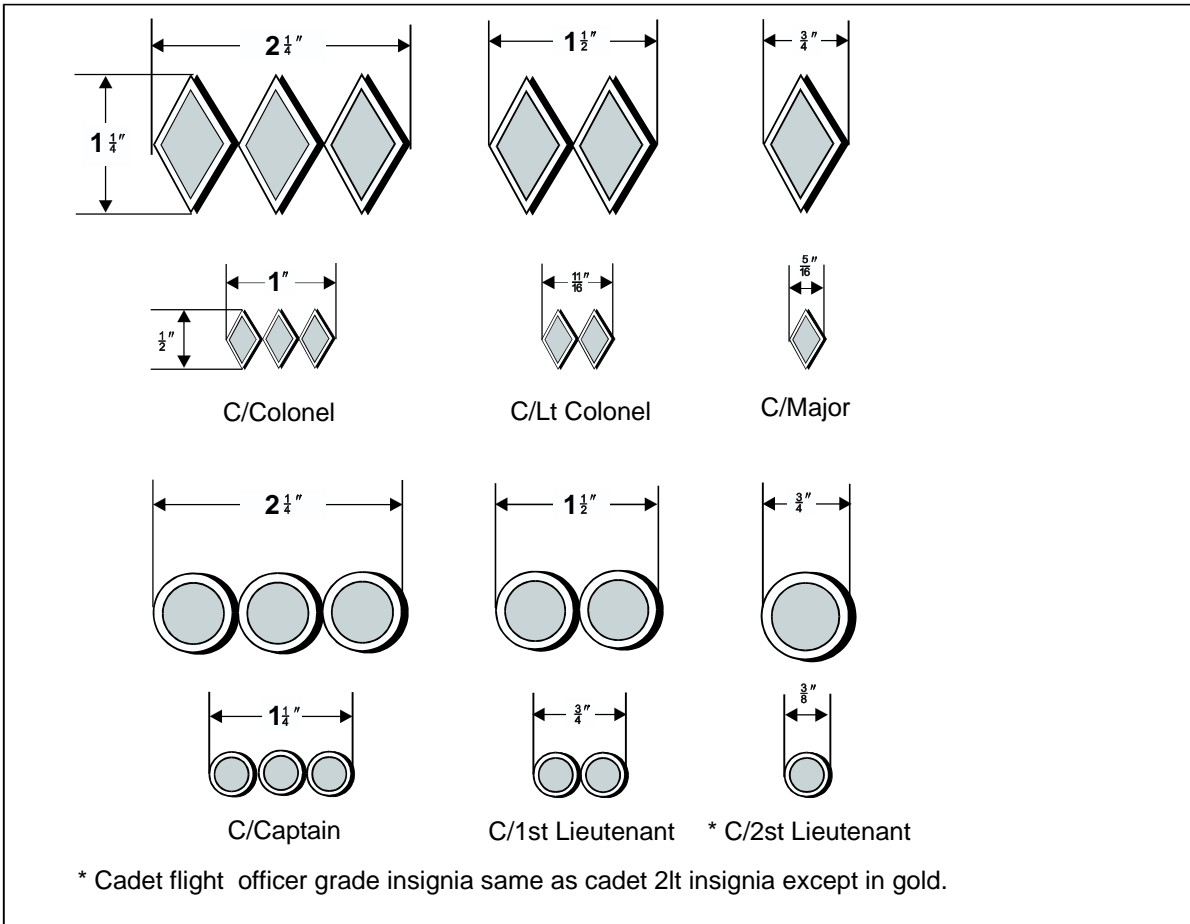
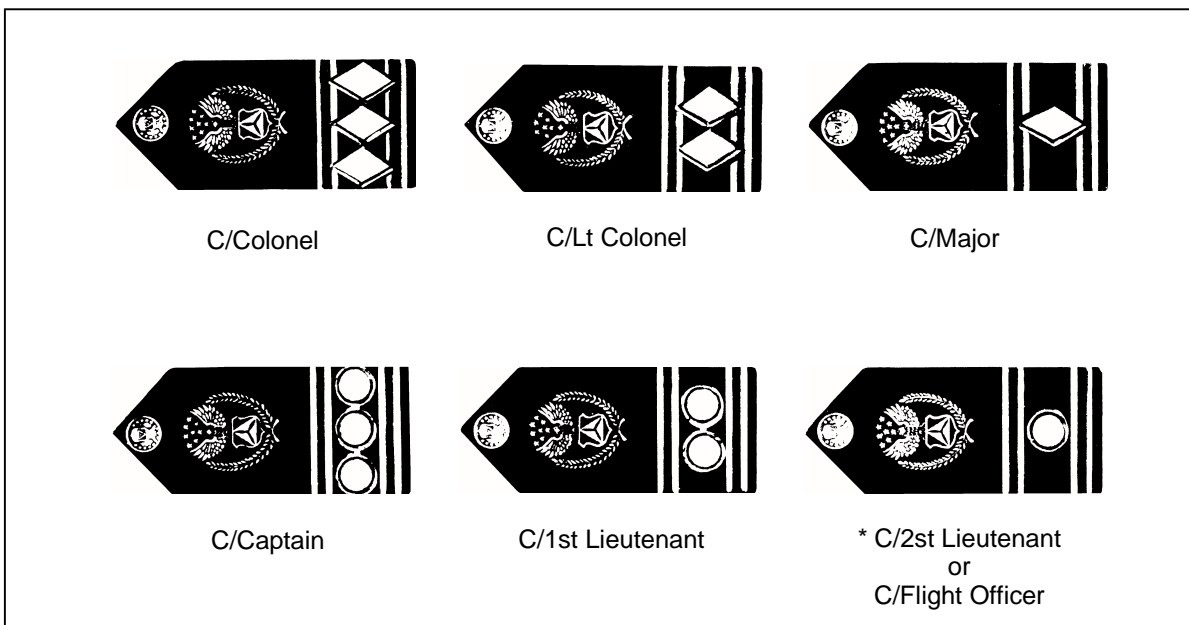


Figure 5-6. Placement of Cadet Airman Grade Insignia



**Figure 5-7. Regular and Miniature Cadet Officer Grade Insignia**



**Figure 5-8. Placement of Cadet Officer Grade Insignia on Shoulder Boards**

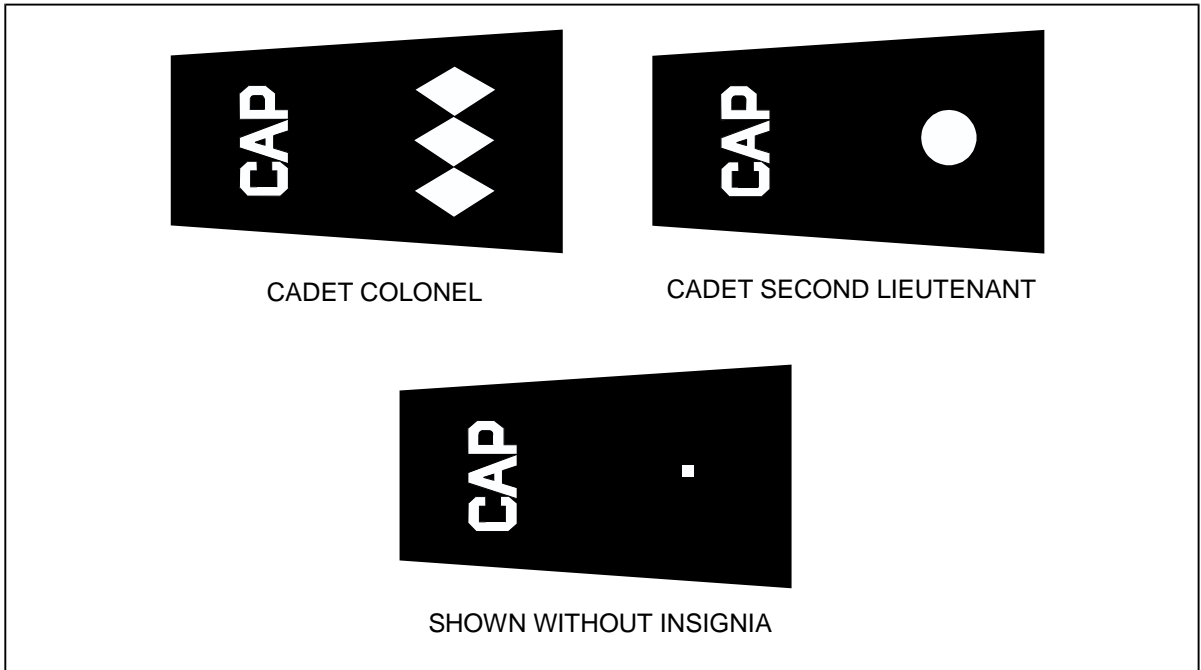


Figure 5-9. Placement of miniature Cadet Officer Grade Insignia on Epaulets

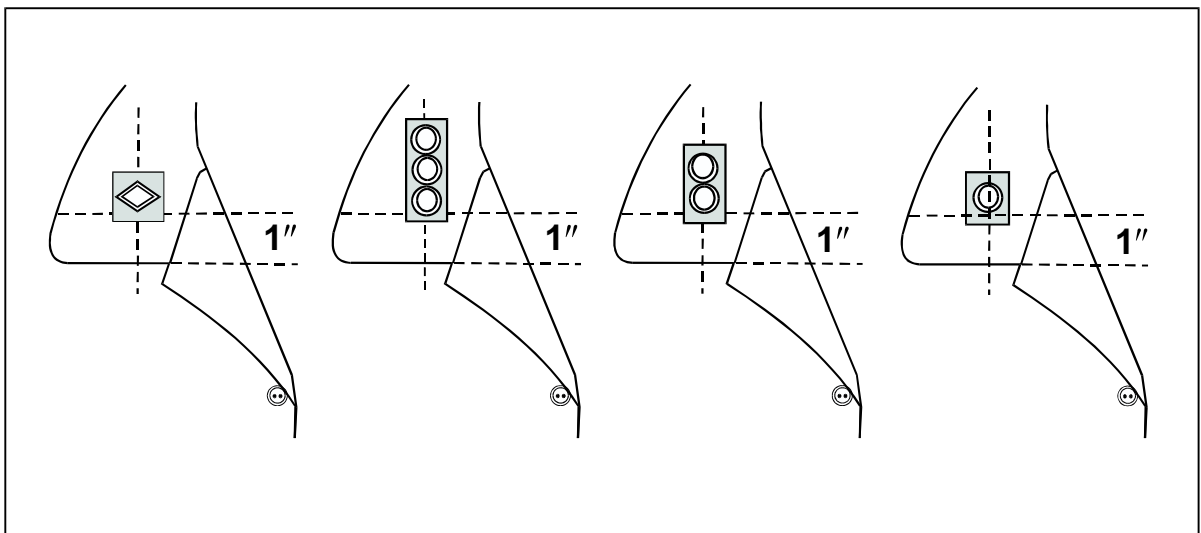


Figure 5-10. Cadet Officer Grade Insignia on Collar of BDUs and CAP Jumpsuits

## Section B - Badges and Devices

**5-2. Policy.** Only those CAP badges and devices described in this chapter will be worn on the CAP uniform. Also, CAP members may wear US military badges authorized for wear on the US Air Force uniform when earned through qualification and awarded by competent authority for service performed in any branch of the Armed Forces of the United States or its allies. If at any time, more than one badge or device is authorized for wear in the same position on the uniform, the member will select one, to the exclusion of others, for wear in that position. Special badges or devices designed for specific purposes will be worn only for the duration of the special duty and will not be worn as a part of the regular uniform.

**5-3. Description and Proper Placement on the Uniform.** Authorized badges, patches and devices and their proper placement on the uniform are outlined in Table

5-1. Illustrations are contained in the figures indicated. All badges and devices must be of a highly polished finish. NOTE: All ribbons, badges, and devices worn by senior members must fall below the notch of the collar on the service coat or the bottom tip of the collar of all shirts/blouses worn as outergraments. The maximum number of badges authorized for wear on each area of the uniform is:

- a. Two badges may be worn above the ribbons or same relative position.
- b. One badge may be worn on the left breast pocket.
- c. One badge may be worn on the right breast pocket.
- d. One badge may be worn above the right breast pocket or same relative position.
- e. One patch may be worn on the right shoulder



<b>Table 5-2. Authorized Badges and Devices, and Proper Placement on the Uniform</b>			
<b>ITEM</b>	<b>If a member wears the</b>	<b>then it will be worn</b>	<b>illustrated in Figure</b>
1	Lapel and Collar Insignia (C.A.P. or U.S. Cutouts)	Placed halfway up the lapel seam, resting on but not over it. Bottom of insignia is horizontal with the ground.	5-11
2	Shoulder Patch (Wing/Region)	1/2 inch below the shoulder seam on the left sleeve of all coats, jackets, and shirts worn as outer garments and the pullover sweater. EXCEPTION: Shoulder patch is not worn on new-style service coat.	5-12
3	Headgear		
	Men	As shown in Figure 3-1.	3-1
	Women	As shown in Figure 3-2.	3-2
4	Nameplate		
	Men	Not worn on new style service coat. On old-style coat and light blue AF style shirt, it is worn resting on, but not over, top edge of right pocket centered between left and right edges.	5-13
Women	Not worn on new style service coat. On old-style coat, worn centered on right side between lapel and arm seam, 1 to 3 inches higher than top button. Blouse: (pointed-collar) centered on right side even with or up to 1 1/2 inches higher or lower than the first exposed button; (rounded collar) center on right side 1 1/2 to 2 1/2 inches below bottom of the tab, parallel with ground.		
5	Aviation Badges		5-14
	Civil Air Patrol (Awarded in accordance with CAPR 35-6.)	Men: Centered 1/2 inch above the left breast pocket; or 1/2 inch above the ribbons. Women: Centered 1/2 inch above top row of ribbons; when no ribbons are worn, the badges are positioned 1/2 inch above where an imaginary row of ribbons would be positioned (on the left side of the blouse or coat, horizontal with the nameplate. If specialty insignia is worn, the aviation badge will be centered 1/2 inch above the specialty insignia. Either miniature or regular size badges may be worn on service coats, shirts or blouses.	
	US Military Aviation Badge (Awarded in writing by competent authority.)	Centered 1/2 inch above the pocket or ribbons on the left breast. CAP aviation badges are worn 1/2 inch above military badges.	
	Foreign Aviation Badge (Awarded in writing by foreign military authority.)	Centered 1/2 inch above the pocket or ribbons on left breast. CAP aviation badges are worn 1/2 inch above other aviation badges.	

ITEM	If a member wears the	then it will be worn	illustrated in Figure
6	Specialty Insignia (Chaplain, Legal, Medical, EMT, Ground Team)	Men: Centered 1/2 inch above the left breast pocket or 1/2 inch above ribbons. Women: Centered 1/2 inch above top row of ribbons; when no ribbons are worn, positioned 1/2 inch above where an imaginary row of ribbons would be positioned (on the left side of the blouse or coat, horizontal with the nameplate). If the wearer is also authorized to wear a CAP aviation badge, the specialty insignia will be worn 1/2 inch beneath the wings, except the chaplain insignia which is worn above the aviation badge.	5-15
7	Specialty Badges  Communicator's Badge (as authorized in CAPM 100-1)  Emergency Services Badge (as authorized in CAPR 35-6)  Safety Badge (as authorized in CAPR 62-1)  Aerospace Education Badge (as authorized in CAPR 280-2)  Cadet Programs Badge	Men: Centered below the pocket flap on the left breast pocket of the service coat or shirt when worn as an outer-garment. May also be worn above right breast pocket.  Women: New service coat: Worn centered 1 1/2 inches below top of welt pocket on left breast of, and/or on right side centered between arm seam and lapel, with bottom edge of badge parallel to top of welt pocket and/or 1/2 inch above top row of ribbons. Old service coat: Worn centered 1/2 inch above top row of ribbons and/or 1/2 inch above nameplate on right breast. Blouses: Worn 1/2 inch above ribbons and/or 1/2 inch above name tag.	5-16  5-17  5-18  5-19  5-20
8	Model Rocketry Badge (as authorized in CAPM 50-20) (Cadets only)	Will be worn centered below flap on left breast pocket.	5-22
9	National Executive Committee (NEC) Badge	Men: Centered below the pocket flap on the left breast pocket of the service coat, mess dress jacket or shirt when worn as an outer-garment. Women: In same position as specialty insignia (above the ribbons and beneath wings) on old style service coat and shirts/blouses. May be worn on the left breast of new style service coat centered below the welt pocket.	5-38
10	Junior National Rifle Association Marksmanship Badge (Earned in accordance with NRA program.) (Cadets only)	Men: With the top edge centered on the left pocket flap of the service coat or shirt when worn as an outer-garment. Women: In the same position as specialty insignia (above the ribbons and beneath the wings).	
11	AFJROTC Patch (dual enrolled AFJROTC and CAP cadets who wear the same uniform for both programs)	Centered 1/2 inch below the shoulder seam on the left sleeve of coats, jackets, shirts/blouses worn as outer-garments and the pullover sweater with the CAP patch on the right sleeve.	5-29
12	Overseas Shoulder Patch (optional)	Centered 1/2 inch below the shoulder seam on the left sleeve of coats, jackets, shirts/blouses worn as outer-garments, and the pullover sweater.	5-30
13	US Military Badges and Devices	Only those badges and devices authorized for wear on the Air Force uniform will be worn. Table 5-4 lists the most common badges authorized. Before wearing any badge not listed in Table 5-4, contact National Headquarters/DPP for clarification..	

<b>ITEM</b>	<b>If a member wears the</b>	<b>then it will be worn</b>	<b>illustrated in Figure</b>
14	CAP Mess Dress Seal (enamel or bullion)	Worn over the middle button on the right side of the mess dress jacket.	5-32
15	Tie Tack/Tie Bar	Centered between bottom edge of knot and bottom (tip) of tie.	5-35

## NOTES:

1. Miniature and regular size badges may be worn together; however, do not mix sizes of badges in the same category.  
Example: Miniature wings may be worn with a regular size specialty insignia; however, a regular size specialty insignia may not be worn with a miniature specialty insignia.
2. A maximum of four earned badges may be worn on all blue service uniforms. A maximum of two badges are worn on the left side of uniform above ribbons or pocket if ribbons are not worn.
3. Either metal or embroidered (metallic or aluminized thread) badges and specialty insignia may be worn on the mess dress uniform. However, when more than one is worn, they must be all metal or all embroidered.
4. If the AF-style beret is worn in recognition of special activities or duty assignments, the flight cap insignia is worn.

<b>Table 5-3. Wear of Badges, Patches, and Devices on Utility Uniforms (BDUs, Jumpsuits, Aviator Shirt, etc.)</b>				
<b>ITEM</b>	<b>If an individual wears the</b>	<b>then it will be regular size</b>	<b>and it will be worn</b>	<b>and the following rules will be observed</b>
1	“Civil Air Patrol” Tape (ultramarine blue)	Embroidered in white cotton thread	Centered immediately above the left breast pocket on the BDU shirt, field jacket and jumpsuit.	
2	Cloth Name Tape (ultramarine blue)	Embroidered in white cotton thread	Centered immediately above the right breast pocket of the BDU shirt, field jacket. Worn on right breast directly opposite the Civil Air Patrol tape on the jumpsuit.	
3	CAP Cloth Seal		Jumpsuit and CAP flight suit: On the right breast (already affixed). USAF flight suit: Centered in seamless area above the right breast pocket and, if grade insignia is worn, in the corresponding area on the flight jacket.	
4	CAP Aviation Badges (CAPR 35-6)	Embroidered in white cotton thread	Centered 1/2 inch above the cloth “Civil Air Patrol” tape worn over the left breast pocket of BDUs, field jacket and jumpsuit. NOTE: metal badges are authorized over left breast pocket on white aviator shirt.	Only one aviation badge may be worn.
5	Specialty Insignia	Embroidered in white cotton thread  Metal on aviator shirt with gray epaulets	Centered 1/2 inch above the cloth “Civil Air Patrol” tape worn over the left breast pocket of BDUs and field jacket.  1/2 inch above left breast pocket, 1/2 inch below aviation badges.	
6	Communicator’s Patch	Embroidered	Centered on the lower portion of the left breast pocket between left and right edges and bottom of flap and pocket of BDU shirt, field jacket, and jumpsuit.	
7	EMT/Paramedic Patch (see Note 1) (CAPR 160-1)	Embroidered	Centered on the lower portion of the left breast pocket between left and right edges and bottom of flap and pocket of BDU shirt, field jacket, and jumpsuit.	May be worn only by members who have satisfactorily completed any of the DOT training courses or an approved equivalent.

<b>ITEM</b>	<b>If an individual wears the</b>	<b>then it will be regular size</b>	<b>and it will be worn</b>	<b>and the following rules will be observed</b>
8	Cardiopulmonary Resuscitation (CPR) Patch (See Note 2)	Embroidered	Centered on the lower portion of the left breast pocket between left and right edges and bottom of flap and pocket of BDU shirt, field jacket, and jumpsuit.	May be worn only by members who have satisfactorily completed a training course in cardiopulmonary resuscitation techniques.
9	Emergency Services Patch	Embroidered	BDUs: Centered 1/2 inch above the name tape on right breast. Flightsuits: Centered on right breast pocket or corresponding position on CAP/Air Force-style flight suits. Jumpsuits: Centered on right breast below the CAP seal and nametag in a corresponding position to the Communicator's Patch. May also be authorized for wear on the front of baseball caps 1/2 inch above the visor (caps must be authorized by the wing commander).	Wing commander must authorize in accordance with CAPM 50-15.
10	Emergency Services Decal (must be authorized by wing commander)		Centered on the front of the white helmet liner worn by members participating in emergency services missions (provided this is authorized by the wing commander concerned).	
11	Organizational (Unit) Emblems	Embroidered	Centered on the lower portion of the right breast pocket of BDU shirt or field jacket between left and right edges and bottom of flap and pocket. May also be worn on right sleeve of jumpsuit.	Must be approved by wing commander.
12	Boy Scouts of America Aviation Explorer Scout Patch (Members of dual chartered CAP/BSA cadet squadrons only)		Centered below the pocket flap on the right breast pocket of the BDU shirt or field jacket.	Worn only by members of jointly chartered CAP/BSA cadet squadron.
13	Model Rocketry Patch	Embroidered	Centered below the pocket flap on the right breast pocket of the BDU shirt or field jacket.	
14	Aerial Radiological Monitoring Patch	Embroidered	On the right sleeve 1/2 inch below shoulder seam of BDU shirt, field jacket, jumpsuit, or flightsuit.	Must have been earned prior to 1 Jan 92.

ITEM	If an individual wears the	then it will be regular size	and it will be worn	and the following rules will be observed
15	Pilot Proficiency Patch	Embroidered	On the right sleeve 1/2 inch below shoulder seam of BDU shirt, field jacket, jumpsuit, or flightsuit.	
16	National SAR Competition Patch	Embroidered	On the right sleeve 1/2 inch below shoulder seam of BDU shirt, field jacket, jumpsuit, or flightsuit.	
17	National Cadet Special Activities Patches	Embroidered	On the right sleeve 1/2 inch below shoulder seam of BDU shirt, field jacket, jumpsuit, or flightsuit.	
18	National Check Pilots Patch	Embroidered	On the right sleeve 1/2 inch below shoulder seam of BDU shirt, field jacket, jumpsuit, or flightsuit.	
19	Membership 2000	Embroidered	On the right sleeve 1/2 inch below shoulder seam of BDU shirt, field jacket, jumpsuit, or flightsuit.	
20	US Military Badges	Embroidered (regular or subdued)	Worn on the BDUs as prescribed by the US Air Force.	Only those badges authorized for wear on the Air Force uniform are authorized on the CAP uniform.
21	Safety Patch	Embroidered	Centered on the lower portion of the left breast pocket between left and right edges and bottom of flap and pocket of BDU shirt, field jacket, and jumpsuit.	

## NOTES:

1. Any cloth patch displaying the blue six-sided cross referred to as the "Star of Life" awarded by a certifying/licensing agency upon satisfactory completion of a US DOT EMT/Paramedic Training Course or approved equivalent. Patch will be removed when no longer current or when certifications are withdrawn.
2. Any nationally recognized patch awarded by a certifying agency (Heart Association, American Red Cross, etc.) upon completion of a CPR training course. Patch will be removed when no longer current.

<b>Table 5-4. US Military Badges Authorized on CAP Service Uniforms and BDUs</b>	
1	US Military Aeronautical Badges
2	Air Force Occupational Badges
3	Combat Infantry or Army Medical Badge
4	US Army Air Assault Badge and Path Finder Badge
5	Parachute Riggers Badge
6	Scuba Badge
7	Distinguished International Shooter Badge
8	Air Force Distinguished Rifleman and Pistol Shot Badge
9	Silver Excellence-in-Competition Rifle and Pistol Badge with Wreath
10	Bronze Excellence-in-Competition Rifle and Pistol Badge With or Without Wreath
11	Office of the Secretary of Defense Badge
12	Joint Chief of Staff Identification Badge
13	Presidential Service Badge or Vice-Presidential Service Badge

**NOTES:**

1. Badges are worn in the same position as they are worn on the Air Force uniform. If a CAP badge is worn in the same position, the member must chose one to the exclusion of the other.
2. Before wearing any badge not listed in Table 5-4 contact National Headquarters/DPP for clarification.

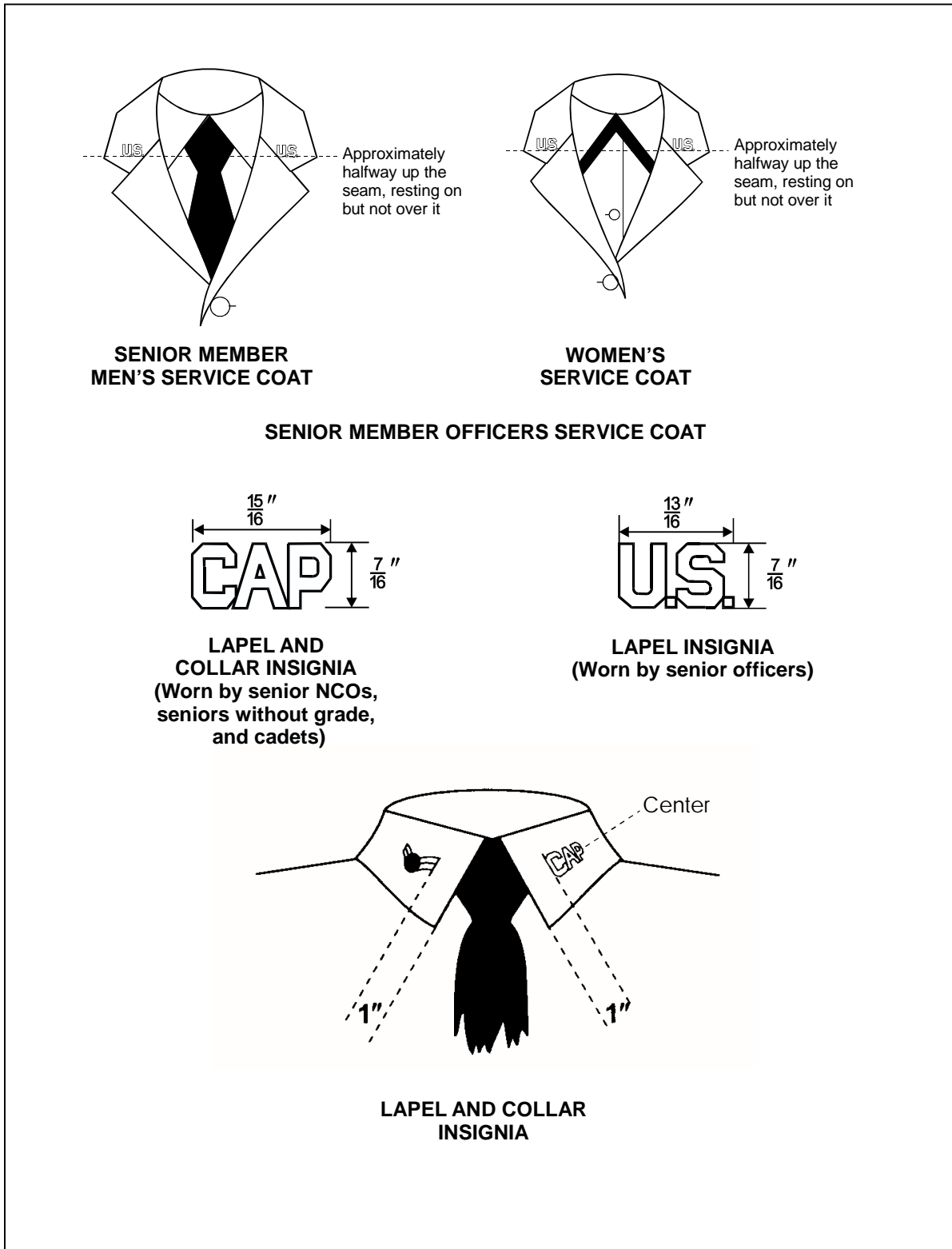


Figure 5-11. Lapel and Collar Insignia



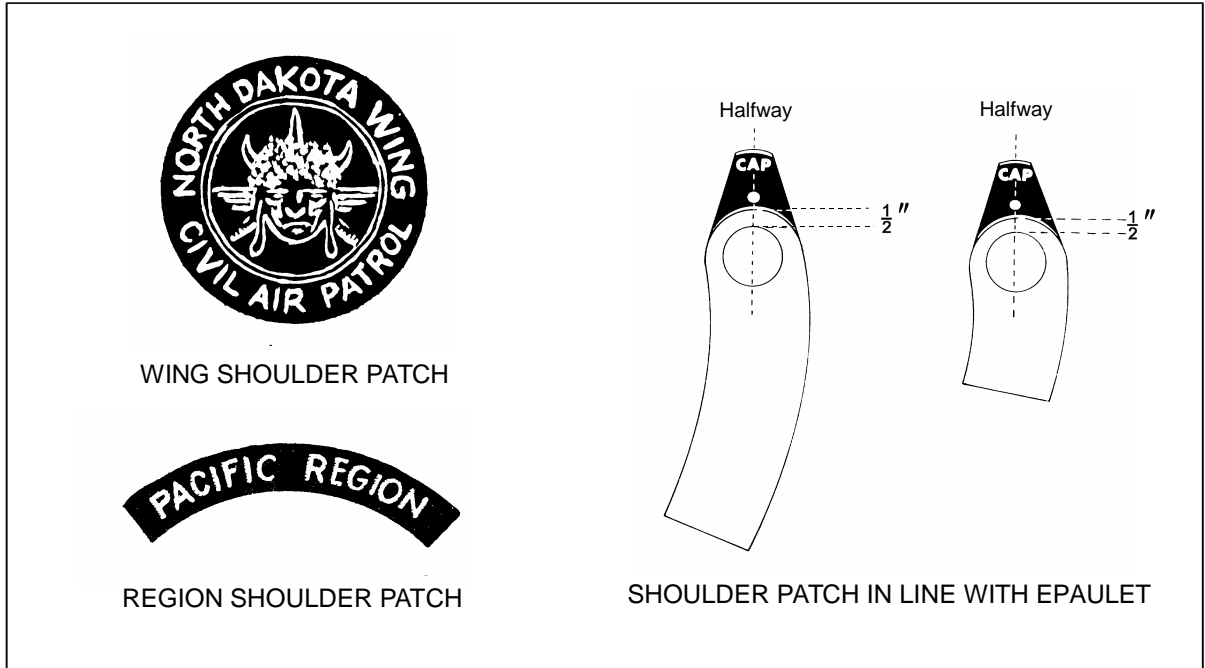


Figure 5-12. Shoulder Patch (Wing or Region)

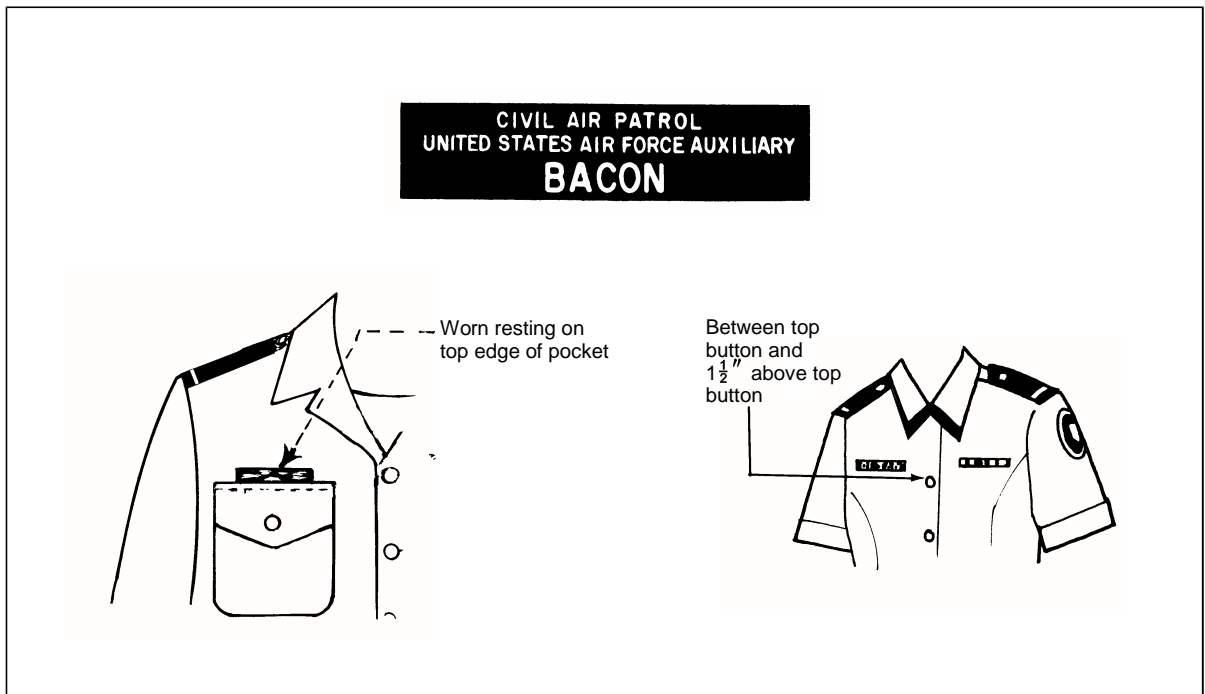


Figure 5-13. Nameplate (3-line)  
(Gray for Senior Members and Blue for Cadets)




Figure 5-14. Aviation Badges




Figure 5-15. Senior Member Specialty Insignia

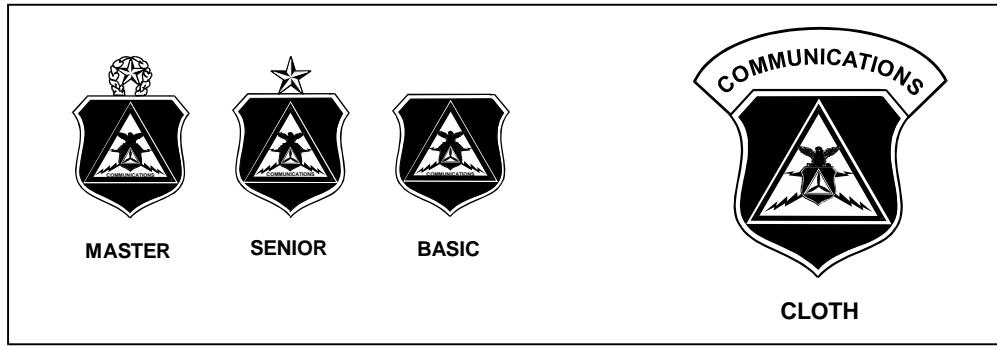


Figure 5-16. Communicator's Badge and Patch

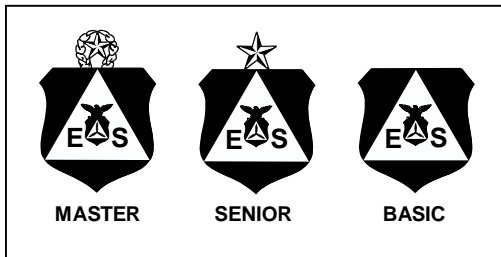


Figure 5-17. Emergency Services Qualification Badge

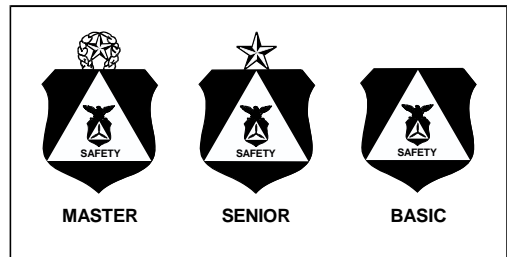


Figure 5-18. Safety Badge




Figure 5-19. Aerospace Education Badge




Figure 5-20. Cadet Programs Badge




Figure 5-21. Placement of Badge Worn on the Pocket

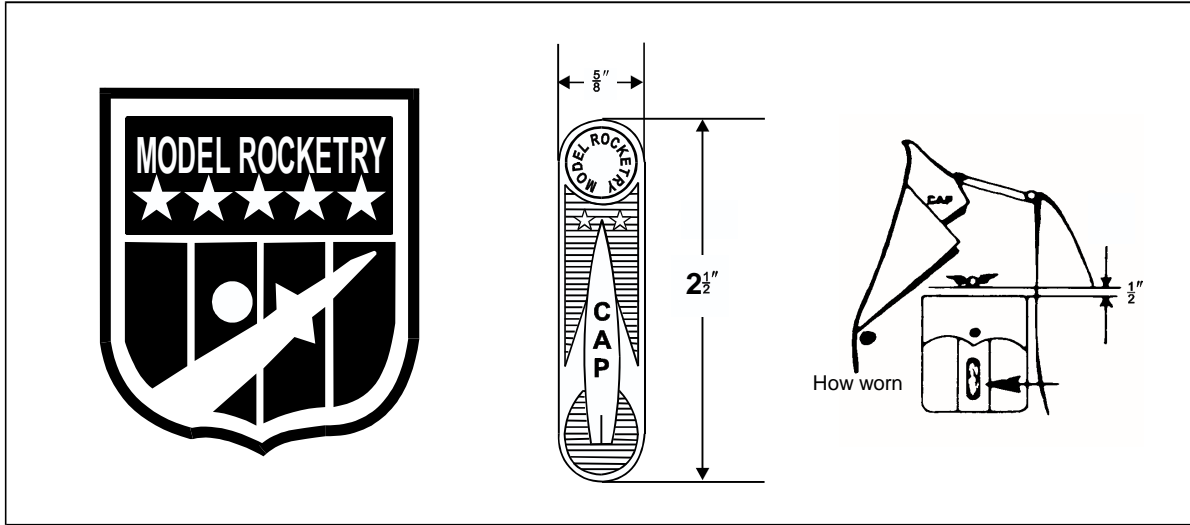


Figure 5-22. Model Rocketry Patch and Badge



Figure 5-23. National Emergency Assistance Training Patch



Figure 5-24. Aerial Radiological Monitoring Patch



Figure 5-25. National SAR Competition Patch



Figure 5-26. Pilot Proficiency Patch



Figure 5-27. Membership 2000 Patch



Figure 5-28. National Check Pilot Patch




Figure 5-29. AFJROTC/CAP Patch



Figure 5-30. Overseas Shoulder Patch





Figure 5-31. Emergency Services Patch  
(Either patch is authorized--- only one may be worn)




Figure 5-32. CAP Cloth Seal



Figure 5-33. Emergency Services Decal



**FIGURE 5-34. CAP Mess Dress Seal (Enamel or Bullion)**



**FIGURE 5-35. CAP Tie Tac and Tie Bar**



**FIGURE 5-36. CAP Crest (Worn on Blazer pocket)**



**FIGURE 5-37. Blazer Nameplate**



**FIGURE 5-38. National Executive Committee (NEC) Badge**

## Chapter 6

### CAP DISTINCTIVE UNIFORMS

**6-1. Wear Policy.** Senior members who do not meet the standards of wear for a military-style uniform for reasons of grooming or fitness may wear any of the CAP distinctive uniform combinations described in this chapter. Additionally, cadet members are authorized to wear the CAP jumpsuit and blazer combinations as desired.

**6-2. CAP Jumpsuit.** The jumpsuit is an optional uniform which may be worn by both cadets and senior members for flying activities or as an optional utility uniform. It was designed to be functional, and at the same time, to project an appealing public image of CAP members in action. While it may be worn as an optional utility uniform, it was not designed as a “work” uniform and should always be kept clean, pressed, and in good repair. The jumpsuit may also be authorized by the local commander for wear by cadets for classroom meetings or special purposes. Special purpose activities include, but are not limited to, drills, parades, tours of military installations, military airlift, manning recruiting booths, participating in approved fund-raising activities, or any group situation where the basic service uniform is not mandatory. The jumpsuit is a bright royal blue color, commercial style and has an elastic gathered waistband with velcro adjustments, front zipper, and a left breast pocket. The jumpsuit comes from the manufacturer with the “CIVIL AIR PATROL” cloth tape and cloth CAP seal sewn on. The American Flag Patch and cloth name tape will be provided to be sewn on by the individual member. The jumpsuit is a special manufactured item available only through the CAP Bookstore. It can be ordered on special order forms available to all units.

**a. Authorized Badges and Devices.** For reasons of standardization and uniformity, only those badges and devices listed below will be worn on the jumpsuit:

- (1) American Flag Patch worn on left sleeve.
- (2) One patch of member’s choice on right sleeve, may be wing or region patch. The Aerial Radiological Monitoring Patch, an approved organizational emblem, the Pilot Proficiency Patch, Model Rocketry Patch, National SAR Competition Patch, Membership 2000 Patch, National Cadet Special Activity Patch or Check Pilot Patch may also be worn. (Member may wear only one.)
- (3) “CIVIL AIR PATROL” tape above the breast pocket on the left breast.
- (4) Name tape on the right breast directly opposite the “CIVIL AIR PATROL” tape.
- (5) Cloth CAP seal above the name tape.
- (6) Insignia:
  - (a) Cadets. Cadet airmen will wear the metal chevrons on the right collar and the metal C.A.P. cutout on the left collar. Cadet officers will wear the miniature officer grade insignia on the right collar and the metal C.A.P. cutout on the left collar. NOTE: Cloth collar

devices are not authorized for cadets since the jumpsuit may be worn for other than utility purposes, and in addition, the metal pin-on insignia greatly facilitates changing rank insignia as new grades are earned.

(b) Seniors. Senior members will wear regular size grade insignia (cloth or plastic) centered horizontally on top of each shoulder with bottom edge of insignia placed 1/2 inch from shoulder seam. C.A.P. cutouts will not be worn.

(7) Aviation Badge. Cadets will wear metal badges. Seniors will wear embroidered cloth. Badge will be centered 1/2 inch above the “CIVIL AIR PATROL” tape.

(8) A Communicator’s Patch or National Emergency Assistance Training Patch may be worn centered below the pocket flap on the left pocket. (Members may wear only one.)

(9) The Emergency Services Patch may be worn centered on right breast, below the CAP seal and name tape in a corresponding position to the Communicator’s Patch.

**b. Accessories.**

- (1) Any type plain black shoe, boot or loafer.
  - (2) Black socks or neutral hose.
  - (3) Headgear, Flight Cap, or Beret. In addition, wing commanders may authorize any type special headgear such as baseball caps, helmet liners, etc., for use in flying or special purpose activities. NOTE: Headgear is optional for female members except that the commander may specify headgear in those situations where uniformity is desired.
  - (4) A long-sleeve, dark blue, turtle neck shirt may be worn under the jumpsuit.
  - (5) Outer garments. Since the jumpsuit is uniquely CAP and is not a USAF clothing item, any type cold weather outer garment may be worn.
- c. Grooming Standards.** Senior members and new cadets not meeting military-style grooming and fitness standards are authorized to wear the jumpsuit with grade insignia.

**6-3. CAP Blazer Combination.**

**a. Men.** The CAP blazer and slacks combination (Figure 6-2) may be worn by all male members of the CAP regardless of grade. It consists of:

(1) Coat. Blazer type, semiformal-fitted, drape, single-breasted, two- or three-button model with two lower patch pockets, optional breast patch pocket on left side, and rear vent. Material is dark blue flannel, tropical worsted, or similar commercial blend. It is ornamented by the CAP crest (Figure 5-34), attached or sewn to the breast pocket or same relative position. NEC members may wear the NEC badge on the blazer instead of the crest.

(2) Trousers. Material is medium gray flannel, tropical worsted, or similar commercial blend, full cut,

straight hanging, pleated or unpleated, cuffed or uncuffed commercial dress slacks. A plain black belt with conservative gold or silver buckle will be worn.

(3) **Shirt.** White, dress type, or white turtleneck sweater (regular or mock). The aviator shirt (white dress shirt with epaulets) is also authorized. This shirt is a special manufactured item available through the CAP Bookstore.

(4) **Necktie.** Navy blue, maroon or regimental CAP tie. These ties are special manufactured items available only through the CAP Bookstore. The Air Force blue tie is also authorized.

(5) **Footwear.** Shoes: black. Socks: black or dark blue.

(6) **Nameplate (Blazer).** Black with CAP crest, grade insignia (optional) and state or region. Worn aligned with top edge of the left breast pocket or 1/2 inch above the CAP crest if blazer has no pocket. NOTE: In order that name badges can be used with other civilian attire, only geographical areas will be used that is, Wisconsin, Pacific, not wing and region identifiers.

(7) **Chaplains Insignia.** May be worn 1/2 inch above the nameplate.

(8) **Lapel Pins.** One lapel pin, in good taste, may be worn on either lapel of the CAP blazer.

**b. Women.** The CAP blazer and skirt/slacks combination (Figure 6-2) may be worn by all female members of the CAP regardless of grade. It consists of:

(1) **Coat.** Form-fitted, two- or three-button, commercial model blazer with two lower patch pockets and optional breast patch pocket on left side. Material is dark blue flannel, tropical worsted, or similar commercial blend. It is ornamented by the CAP crest (Figure 5-36), attached or sewn to the breast pocket or same relative position. NEC members may wear the NEC badge on the blazer instead of the crest.

(2) **Skirt.** Straight or A-line. Medium gray flannel, tropical worsted, or similar commercial blend. (Pleated skirts are not authorized.) Skirt length will be no shorter than the top of the kneecap nor longer than the bottom of the kneecap.

(3) **Slacks.** Medium gray flannel, tropical worsted, or similar commercial blend material. The pants should have straight legs (not tapered or bellbottoms). They may be cuffed or uncuffed.

(4) **Blouse.** White, simple design, without ruffles or ornamentation, or plain white "shell" or turtleneck sweater. The aviator shirt (white dress shirt with epaulets) may also be worn. The shirt is a special manufactured item available through the CAP Bookstore.

(5) **Floppy Bow.** Navy blue, maroon or regimental (blue and red striped) floppy bow must be worn with all blouses that have a shirt type collar. These bows are special manufactured items available only through the CAP Bookstore.

(6) **Footwear.** Either black tailored pumps or black leather loafers with off-black hose or neutral nylon hose, as appropriate.

(7) **Nameplate (Blazer).** Black with CAP crest, grade insignia and state or region. Worn aligned with top edge of left breast pocket or above the crest if the blazer has no pocket. NOTE: In order that name badges can be used with other civilian attire, only geographical areas will be used, that is, Wisconsin, Pacific, not wing and region identifiers.

(8) **Accessories.** Small spherical, conservative, diamond, gold, white pearl, or silver earrings may be worn. They should fit tightly without extending below the earlobe. Necklaces must be concealed under the shirt/blouse if worn. Handbags should be plain, conservative black or navy blue, with or without shoulder strap. Should not exceed 13 x 9 x 4 1/2 inches deep.

(9) **Chaplain's Insignia.** May be worn 1/2 inch above the nameplate.

(10) **Lapel Pins.** One lapel in, in good taste, maybe be worn on either lapel of the CAP blazer.

**c. When Worn.** The blazer may be worn during any season of the year. It is encouraged for wear at CAP social occasions in lieu of the service uniform.

**6-4. CAP Summer Uniforms.** These uniform combinations may be worn as an option to the CAP blazer combination by all male and female senior members of CAP regardless of grade.

**a. Aviator Shirt With Epaulets (Long or Short Sleeve) and Gray Trousers/Slacks or Skirts.** Footwear, slacks and accessories are the same as prescribed for the CAP blazer combination. The shirt is available in both a long and short sleeve version. If the long-sleeve version is worn, the tie is mandatory. This uniform combination may be worn two ways:

(1) May be worn with the black CAP blazer nameplate immediately above the right breast pocket and no additional grade insignia, badges or devices. If this option is worn the AF blue, CAP blue, maroon or regimental ties are authorized for wear.

(2) This shirt may also be worn by senior members with the gray CAP epaulets displaying grade insignia. If the gray epaulets are worn, the gray nameplate is worn immediately above the right breast pocket and the CAP aviation badge plus one additional CAP badge of choice may be worn. When wearing this combination, only the AF blue, CAP blue, or maroon ties are authorized.

**b. Knit Shirt and Gray Slacks.** This uniform combination consists of a white knit shirt with the CAP seal in navy blue lettering on the pocket or a blue knit shirt with embroidered CAP seal on the right breast and embroidered name and aeronautical rating or specialty badge on the left breast.

**6-5. Outergarments.** Appropriate civilian outerwear is authorized with these combinations.









Figure 6-1. CAP Jumpsuit



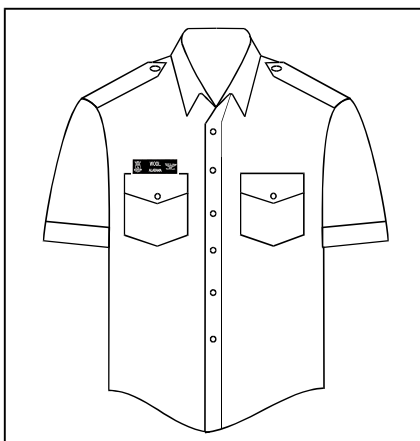
CAP Blazer Combination




CAP Golf Shirt



CAP Golf Shirt



Aviator Shirt Without Grade Insignia



Aviator Shirt With Grade Insignia

Figure 6-2. Cap Blazer, Golf Shirts and Aviator Shirts

## Chapter 7

### ADDITIONAL ITEMS WHICH MAY BE AUTHORIZED BY THE WING COMMANDER

#### Section A - General

**7-1. General.** Wing commanders may authorize certain items to be worn for specific purposes within their respective wings or within specific units of their wings. Examples of purposes of these items are to identify members of special CAP groups such as drill teams, bands, color guards, and members participating in emergency services missions.

**7-2. Where and When Worn.** In all cases, these items will have no national significance or recognition as a part of the CAP uniform. They will not be worn at summer encampments nor national events (cadet exchange, jet orientation courses, etc.), unless specifically authorized by National Headquarters. They may be worn only while performing the duty for which the use of the items was authorized. For example, a bandsman authorized to wear a white belt, shoulder cords, and leggings may not wear these items except while performing duty with the band.

**7-3. Items Which May Be Authorized by the Wing Commander.** The wing commander has authority to approve the following items for wear within his wing:

**a.** Shoulder cords (fourrageres, lanyards, etc.). Not more than one fourrageres or lanyard will be worn at one

time, and it will be worn on the left shoulder (see Figure 4-2). Color to be determined by the wing commander, except all primary members of Cadet Advisory Councils will wear gold at the National level, blue at region level and red at wing level. (See CAPM 50-16, *CAP Cadet Training Program*.)

**b.** Leggings.

**c.** Scarves.

**d.** White Gloves.

**e.** White and Black Belts.

**f.** Helmet Liners. Color to be determined by wing commander except that helmet liners authorized for wear by members participating in emergency services missions will be white and will be worn with the decal depicted in Figure 5-31.

**g.** Berets. Only blue berets may be authorized for special purpose wear. If the beret is worn, it will be positioned straight across the forehead 1 inch above the eyebrows. The top of the beret will be draped over the right ear with the stiffener and insignia centered and aligned over the left eye. The ribbon will be adjusted and tied in a knot (ribbon ends will be cut off).

#### Section B - Flying and Recreational Clothing

**7-4. Who Prescribes Wear.** The wing commander, or the commander to whom such authority is delegated by the wing commander, will prescribe the type clothing to be worn by members while flying or engaging in organized recreational activities. (The region commander will prescribe wear policy for members of the region headquarters.)

**7-5. What May Be Worn While Flying.** All CAP members flying in CAP aircraft (corporate and member-owned used in a CAP flight activity) will wear CAP uniforms. The service uniform, BDUs, jumpsuit, CAP or AF style flight suit, and CAP blazer, summer or knit shirt uniform combinations are all authorized. If the service uniform is worn, it will not be mixed with flight uniform items. Members wearing the Air Force flight suit may make only essential stops en route to and from the duty performance site. If a stop is essential, members must meet the proper standards of neatness, cleanliness, and military image.

#### 7-6. CAP Flight Suit.

**a.** Description. The suit is made of NOMEX in a royal blue or orange color and is similar in design to the AF style flight suit.

**b.** Where the CAP Flight Suit Can Be Purchased. The flight suit is a special manufactured item available only through the CAP Bookstore. It can be ordered on special order forms available to all units.

**c.** Badges, Insignia, and Devices.

**(1)** For reasons of standardization and uniformity, only the badges, insignia and devices listed below will be worn on CAP or Air Force style flight suits.

**(a)** Leather patch with name, grade, and aeronautical rating centered on left breast above pocket.

**(b)** Cloth CAP seal on right breast directly opposite the leather name patch. NOTE: The region commander may authorize substitution of a region patch for the CAP seal on the right breast.

**(c)** Cloth American Flag Emblem with gold border, 2" x 3 1/2", on left shoulder, one-half inch below the shoulder seam.

**(d)** One additional authorized patch of member's choice on the right shoulder, one-half inch below the

shoulder seam. (Optional patch may be wing or region shoulder patch.)

(e) Emergency Services Patch as an optional item on the right breast pocket or corresponding position.

(f) Insignia. Senior members will wear regular size plastic encased grade insignia centered horizontally on top of each shoulder with bottom edge of insignia placed one-half inch from shoulder seam. C.A.P. cutouts will not be worn. If the grade insignia is worn on the flight jacket, it will be the same type worn on the flight suit. Additionally, if grade insignia is worn on the flight jacket, the CAP seal must also be worn. The member has the option of wearing the same patches on the flight jacket as worn on the flight suit. NOTE: Cadet members do not wear insignia or C.A.P. cutouts on the flight suit.

d. Any deviation to the above policy must be authorized by the region commander concerned.

**e. Accessories.**

(1) Any style plain black shoe or boot may be worn. No western style boots (Ropers and Wellingtons are acceptable). For safety reasons, mesh style boots are not recommended with flying clothing.


(2) White black or brown t-shirts.

(3) Black socks or neutral hose.

(4) Headgear. Male: Flight cap or baseball cap. Female: Flight cap or baseball cap.

(5) Outergarments. Appropriate civilian outerwear is authorized with the CAP flight suit. Parkas may be worn when weather conditions warrant.

**7-7. USAF-style Flight Suit.** The green NOMEX AF-style flight suit may also be worn by CAP members. These flight suits will be worn with the same badges and devices prescribed for the CAP flight suit. In addition, members electing to wear the AF-style flight suit with grade insignia must meet the weight and grooming standards. Members not meeting the weight and grooming standards may wear the AF-style flight suit without grade insignia. The green flight jacket is the only outergarment authorized for wear with the green AF-style flight suit.



**Figure 7. CAP Flight Suit**



DAVID L. MILLER  
Chief, Administration

PAUL J. ALBANO, SR.  
Colonel, CAP  
Executive Director

PAUL M. BERGMAN  
Brigadier General, CAP  
National Commander

#### SUMMARY OF CHANGES

This is a general update that includes the new AF service dress uniform; the wear of U.S. lapel insignia by senior member officers; wear of the new gray epaulet sleeve and matching gray nametag by senior members; places badges and devices in accordance with new AF wear polices; authorizes the wear of the new AF cardigan sweater; authorizes a Cadet Program Specialty Badge, a new optional Emergency Service Patch, Cadet Special Activity patches, a new Membership 2000 Patch, a new National Check Pilot Patch; authorizes the wear of gray epaulets on the aviator shirt along with the CAP aviation badge and one additional CAP badge; deletes the wear of the guayaberra shirt.

**NOTE: Changes from superseded publication are identified in this document by placing a bold vertical bar outside the appropriate margin.**

### GROOMING STANDARDS

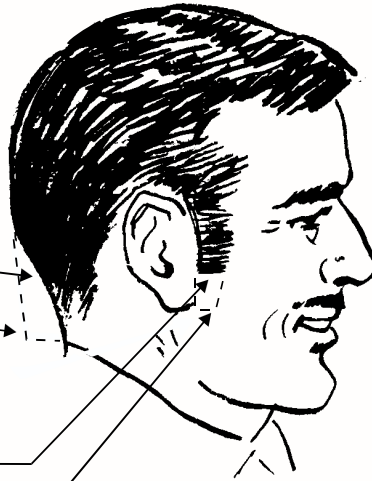
#### MALE

**Haircut ---**  
Tapered appearance.  
Hair must not touch  
the ears or the collar.  
"Block" style authorized  
as long as a tapered  
appearance is maintained.

Tapered

Block

**Sideburns ---**  
Neatly trimmed, not flared  
and will end with a clean  
shaven horizontal line.  
**Maximum length:**  
**Seniors:** not below lowest  
part of exterior ear opening.  
**Cadets:** Not below the  
bottom of the ear lobe.



**Bangs ---**  
Not below eyebrows and not  
exposed when headgear is worn .

**Mustache ---**  
Must be neatly trimmed. Must not  
extend downward beyond the lipline  
of the upper lip or extend sideways  
beyond a vertical line drawn upward  
from the corner of the mouth.

**Beards and Goatees ---**  
Forbidden for all uniformed  
members of the Civil Air Patrol.

#### FEMALE

**Hair ---**  
Will be neatly arranged  
and shaped to present a  
conservative feminine  
appearance. Hair styles  
that prevent the proper  
wearing of the service hat  
are not appropriate.



**Barrettes, ribbons and  
other ornaments ---**  
except inconspicuous pins  
and combs, will not be worn  
in the hair when the uniform  
is worn.

**Hair in the back may  
touch but not fall below  
the bottom edge of the collar.**



**WEIGHT STANDARDS**

<b>HEIGHT</b>	<b>MEN</b>		<b>WOMEN</b>	
	<b>Air Force Standard (Maximum Allowable Weight)</b>	<b>CAP Standard (Maximum Allowable Weight)</b>	<b>Air Force Standard (Maximum Allowable Weight)</b>	<b>CAP Standard (Maximum Allowable Weight)</b>
<b>4'10"</b>	149	164	132	145
<b>4'11"</b>	151	166	134	147
<b>5'</b>	153	168	136	150
<b>5'1"</b>	155	171	138	152
<b>5'2"</b>	158	174	141	155
<b>5'3"</b>	160	176	142	156
<b>5'4"</b>	164	180	146	161
<b>5'5"</b>	169	186	150	165
<b>5'6"</b>	174	191	155	170
<b>5'7"</b>	179	197	159	175
<b>5'8"</b>	184	202	164	180
<b>5'9"</b>	189	208	168	185
<b>5'10"</b>	194	213	173	190
<b>5'11"</b>	199	219	177	195
<b>6'</b>	205	225	182	200
<b>6'1"</b>	211	232	188	207
<b>6'2"</b>	218	240	194	213
<b>6'3"</b>	224	246	199	219
<b>6'4"</b>	230	253	205	226
<b>6'5"</b>	236	260	210	231
<b>6'6"</b>	242	266	215	237
<b>6'7"</b>	248	273	221	243
<b>6'8"</b>	254	279	226	249

**NOTES:**

1. Senior members and cadets who are 18 and older must meet CAP weight standards in order to wear the AF-style uniform.
2. A weight allowance of up to 3 pounds for clothing (excluding footwear) is authorized.
3. Height measurements do not include footwear.
4. Round up to the nearest inch.

**PHASED OUT/PROJECTED PHASEOUT DATES**

<b>ITEM</b>	<b>Phaseout Date</b>
Shade OG 107 Green Fatigues	1 Jan 96
OG 107/507 Field Jacket	1 Jan 97
Oxidized Badges and Devices	1 Oct 96
Blue Nameplate for Senior Members	1 Oct 96
Maroon Epaulets	1 Oct 96
Guayaberra Shirt	1 July 97
Women's Blue and White Service Hat	1 Oct 97
Women's Fly-Front Closure w/Rounded Collar	1 Jan 98
M & W Single Breasted All-weather Coat	1 Mar 98
Old-style Service Coat (Senior members only)	1 Oct 99