

---

## AREA SPOTLIGHTS

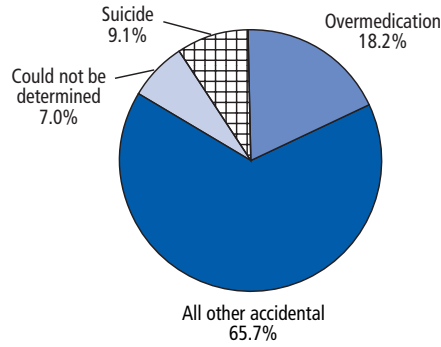
# Albuquerque, NM: Bernalillo County, NM



## Bernalillo County, NM: Deaths and population, 2004

<b>Deaths reported to DAWN</b>	
Drug misuse.....	130
Suicide.....	13
<b>Population.....</b>	
	593,765
<b>Deaths per 1,000,000 population</b>	
Drug misuse.....	218.9
Suicide.....	21.9

## Deaths by case type, 2004



## Causes of death, 2004

<b>Drug misuse</b>	<b>Deaths</b>
Any drug-related cause.....	117
Abuse.....	--
Drug or alcohol.....	116
Toxic effects.....	93
Body systems (includes infections).....	28
Accidents and injuries.....	8

## Place of death, 2004

<b>Drug misuse</b>	<b>Deaths</b>
Health care facility.....	24
Home.....	77
Public place.....	10
Other.....	19
Not documented.....	0

## Drug-related deaths by drug category, 2003-2004

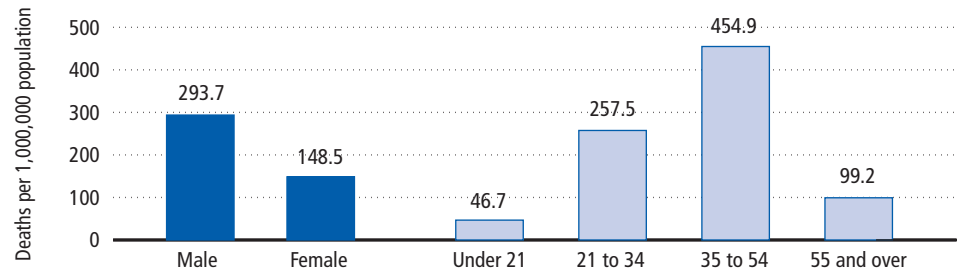
Drug category	Drug misuse			Suicide		
	Deaths, 2003	Deaths, 2004	Single-drug deaths, 2004	Deaths, 2003	Deaths, 2004	Single-drug deaths, 2004
<b>ALL DRUGS</b>	<b>141</b>	<b>130</b>	<b>56</b>	<b>14</b>	<b>13</b>	<b>4</b>
Alcohol <sup>1</sup>	49	38	0	5	6	0
Cocaine	57	47	16	--	--	0
Marijuana	--	0	0	0	0	0
Stimulants	4	9	5	0	--	0
Club drugs <sup>2</sup>	0	0	0	0	0	0
Hallucinogens <sup>3</sup>	0	--	0	0	0	0
Inhalants	--	0	0	0	0	0
Antidepressants	13	12	4	6	6	0
Antipsychotics	0	0	0	--	0	0
Benzodiazepines	15	13	0	0	--	0
Misc. anxiolytics, sedatives, and hypnotics	--	4	0	0	0	0
Opiates/opioids	100	96	29	5	8	4
Heroin (specified)	39	38	10	0	--	0
Methadone	20	25	7	--	--	0
All other opiates/opioids	47	39	12	--	6	4
Nonsteroidal anti-inflammatory agents	--	--	0	0	--	0
Salicylates/combinations	--	0	0	--	0	0
Misc. analgesics/combinations	--	5	--	--	--	0
Anticonvulsants	--	--	0	0	0	0
Muscle relaxants	5	4	0	0	0	0

<sup>1</sup> Includes alcohol in combination with other drugs (all ages) and alcohol alone in decedents under age 21.

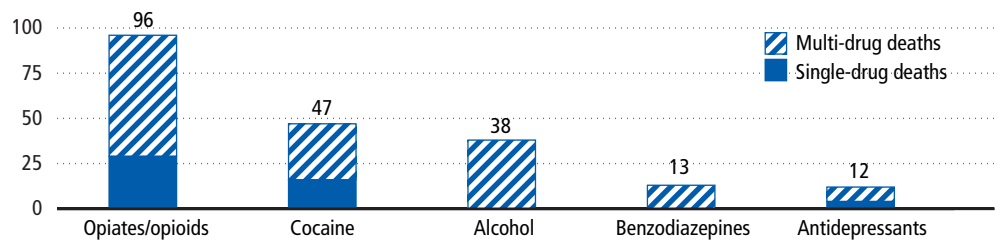
<sup>2</sup> Includes MDMA (Ecstasy), GHB, flunitrazepam (Rohypnol), and ketamine.

<sup>3</sup> Includes PCP, LSD, and miscellaneous hallucinogens.

## Death rates by gender and age: Drug misuse, 2004



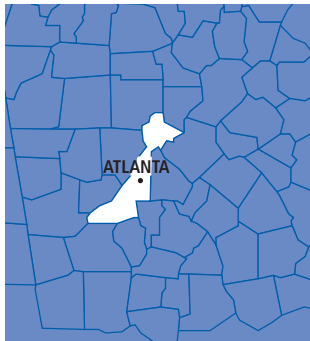
## Top 5 drugs involved: Drug misuse deaths, 2004



-- Indicates a number less than 4 has been suppressed.

SOURCE: Office of Applied Studies, SAMHSA, Drug Abuse Warning Network 2004 (11/2005 update).

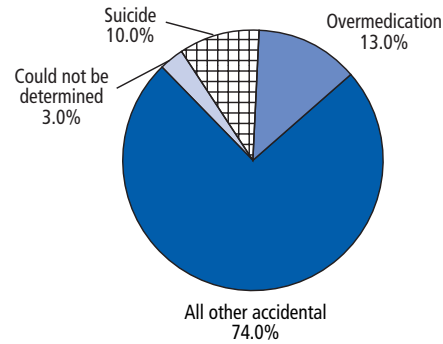
# Atlanta-Sandy Springs-Marietta, GA: Fulton County, GA



## Fulton County, GA: Deaths and population, 2004

<b>Deaths reported to DAWN</b>	
Drug misuse.....	90
Suicide.....	10
<b>Population.....</b>	<b>814,438</b>
<b>Deaths per 1,000,000 population</b>	
Drug misuse.....	110.5
Suicide.....	12.3

## Deaths by case type, 2004



## Causes of death, 2004

Drug misuse	Deaths
Any drug-related cause	86
Abuse	--
Drug or alcohol	86
Toxic effects	73
Body systems (includes infections)	25
Accidents and injuries	--

## Place of death, 2004

Drug misuse	Deaths
Health care facility	22
Home	37
Public place	9
Other	22
Not documented	0

## Drug-related deaths by drug category, 2003-2004

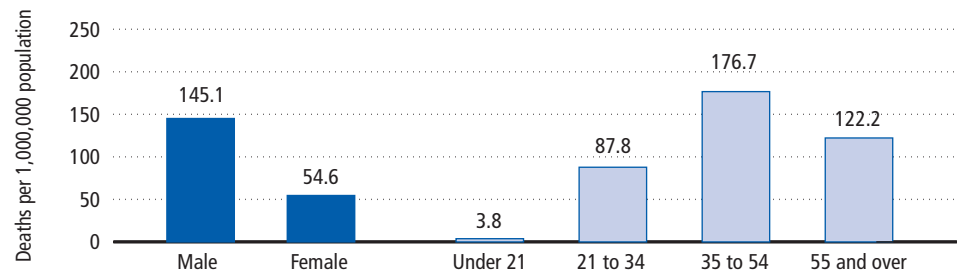
Drug category	Drug misuse			Suicide		
	Deaths, 2003	Deaths, 2004	Single-drug deaths, 2004	Deaths, 2003	Deaths, 2004	Single-drug deaths, 2004
<b>ALL DRUGS</b>	<b>108</b>	<b>90</b>	<b>47</b>	<b>4</b>	<b>10</b>	<b>--</b>
Alcohol <sup>1</sup>	23	22	0	--	4	--
Cocaine	78	61	35	--	0	--
Marijuana	--	0	0	0	0	--
Stimulants	4	8	4	0	0	--
Club drugs <sup>2</sup>	--	--	0	0	0	--
Hallucinogens <sup>3</sup>	0	0	0	0	0	--
Inhalants	0	0	0	0	0	--
Antidepressants	7	4	0	--	4	--
Antipsychotics	0	0	0	0	--	--
Benzodiazepines	18	10	0	--	--	--
Misc. anxiolytics, sedatives, and hypnotics	--	--	--	--	--	--
Opiates/opioids	53	37	7	0	--	--
Heroin (specified)	--	--	0	0	0	--
Methodone	--	5	0	0	0	--
All other opiates/opioids	50	33	7	0	--	--
Nonsteroidal anti-inflammatory agents	0	0	0	0	0	--
Salicylates/combinations	0	0	0	--	--	--
Misc. analgesics/combinations	--	--	0	--	0	--
Anticonvulsants	0	0	0	0	0	--
Muscle relaxants	--	--	0	0	0	--

<sup>1</sup> Includes alcohol in combination with other drugs (all ages) and alcohol alone in decedents under age 21.

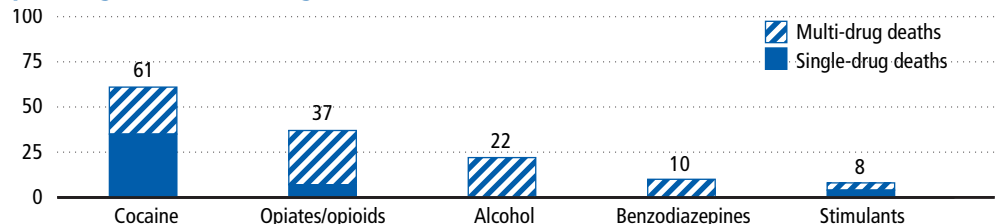
<sup>2</sup> Includes MDMA (Ecstasy), GHB, flunitrazepam (Rohypnol), and ketamine.

<sup>3</sup> Includes PCP, LSD, and miscellaneous hallucinogens.

## Death rates by gender and age: Drug misuse, 2004



## Top 5 drugs involved: Drug misuse deaths, 2004



-- Indicates a number less than 4 has been suppressed.

SOURCE: Office of Applied Studies, SAMHSA, Drug Abuse Warning Network 2004 (11/2005 update).

# Baltimore-Towson, MD: Baltimore City, MD



## Baltimore City, MD: Deaths and population, 2004

<b>Deaths reported to DAWN</b>	
Drug misuse.....	286
Suicide.....	5
<b>Population.....</b>	<b>636,251</b>
<b>Deaths per 1,000,000 population</b>	
Drug misuse.....	449.5
Suicide.....	7.9

## Drug-related deaths by drug category, 2003-2004

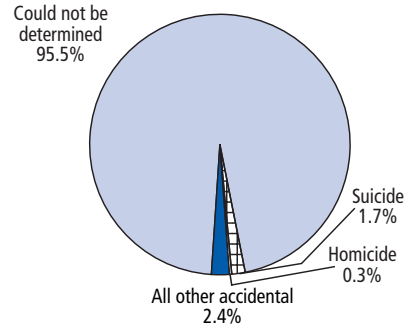
Drug category	Drug misuse			Suicide		
	Deaths, 2003	Deaths, 2004	Single-drug deaths, 2004	Deaths, 2003	Deaths, 2004	Single-drug deaths, 2004
<b>ALL DRUGS</b>	<b>305</b>	<b>286</b>	<b>62</b>	<b>4</b>	<b>5</b>	<b>--</b>
Alcohol <sup>1</sup>	117	100	--	--	--	--
Cocaine	150	129	16	0	--	--
Marijuana	0	--	0	0	0	--
Stimulants	0	0	0	0	0	--
Club drugs <sup>2</sup>	0	0	0	0	0	--
Hallucinogens <sup>3</sup>	0	0	0	0	0	--
Inhalants	0	--	0	0	0	--
Antidepressants	54	37	--	--	--	--
Antipsychotics	14	6	0	0	--	--
Benzodiazepines	13	7	0	0	--	--
Misc. anxiolytics, sedatives, and hypnotics	34	19	0	0	--	--
Opiates/opioids	277	244	40	0	--	--
Heroin (specified)	0	42	6	0	0	--
Methadone	61	65	10	0	0	--
All other opiates/opioids	242	177	24	0	--	--
Nonsteroidal anti-inflammatory agents	0	0	0	0	0	--
Salicylates/combinations	--	0	0	--	0	--
Misc. analgesics/combinations	20	18	0	--	--	--
Anticonvulsants	--	0	0	--	0	--
Muscle relaxants	0	5	0	0	0	--

<sup>1</sup> Includes alcohol in combination with other drugs (all ages) and alcohol alone in decedents under age 21.

<sup>2</sup> Includes MDMA (Ecstasy), GHB, flunitrazepam (Rohypnol), and ketamine.

<sup>3</sup> Includes PCP, LSD, and miscellaneous hallucinogens.

## Deaths by case type, 2004



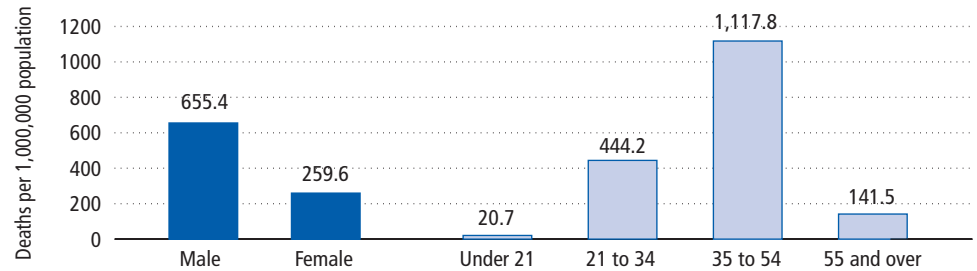
## Causes of death, 2004

<b>Drug misuse</b>	<b>Deaths</b>
Any drug-related cause	283
Abuse	--
Drug or alcohol	283
Toxic effects	266
Body systems (includes infections)	12
Accidents and injuries	4

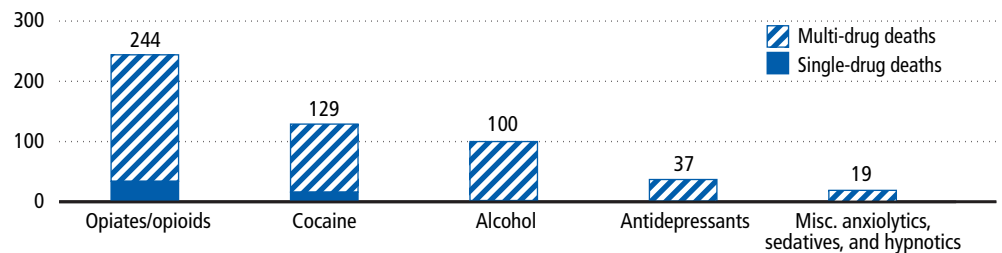
## Place of death, 2004

<b>Drug misuse</b>	<b>Deaths</b>
Health care facility	116
Home	108
Public place	6
Other	55
Not documented	--

## Death rates by gender and age: Drug misuse, 2004



## Top 5 drugs involved: Drug misuse deaths, 2004



-- Indicates a number less than 4 has been suppressed.

SOURCE: Office of Applied Studies, SAMHSA, Drug Abuse Warning Network 2004 (11/2005 update).

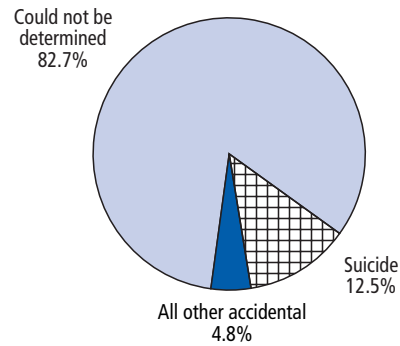
# Baltimore-Towson, MD: Baltimore County, MD



## Baltimore County, MD: Deaths and population, 2004

<b>Deaths reported to DAWN</b>	
Drug misuse .....	91
Suicide.....	13
<b>Population .....</b>	<b>780,821</b>
<b>Deaths per 1,000,000 population</b>	
Drug misuse .....	116.5
Suicide.....	16.6

## Deaths by case type, 2004



## Causes of death, 2004

<b>Drug misuse</b>	<b>Deaths</b>
Any drug-related cause .....	89
Abuse .....	--
Drug or alcohol .....	89
Toxic effects .....	84
Body systems (includes infections) .....	6
Accidents and injuries .....	--

## Place of death, 2004

<b>Drug misuse</b>	<b>Deaths</b>
Health care facility .....	17
Home .....	59
Public place .....	--
Other .....	12
Not documented .....	0

## Drug-related deaths by drug category, 2003-2004

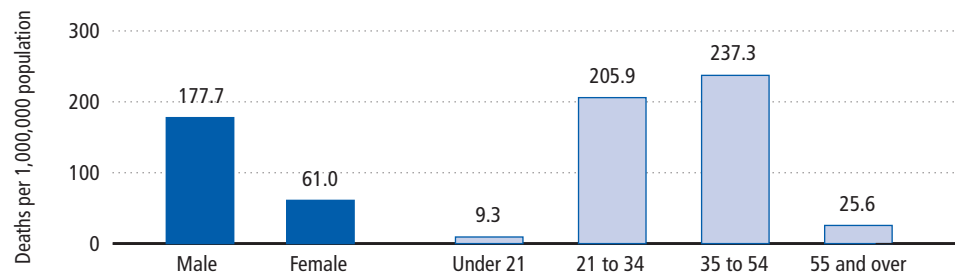
Drug category	Drug misuse			Suicide		
	Deaths, 2003	Deaths, 2004	Single-drug deaths, 2004	Deaths, 2003	Deaths, 2004	Single-drug deaths, 2004
<b>ALL DRUGS</b>	<b>120</b>	<b>91</b>	<b>18</b>	<b>--</b>	<b>13</b>	<b>4</b>
Alcohol <sup>1</sup>	51	31	--	--	--	0
Cocaine	42	34	6	--	--	0
Marijuana	0	0	0	--	0	0
Stimulants	0	--	0	--	0	0
Club drugs <sup>2</sup>	0	0	0	--	0	0
Hallucinogens <sup>3</sup>	0	--	0	--	0	0
Inhalants	0	0	0	--	0	0
Antidepressants	32	14	0	--	--	0
Antipsychotics	7	4	--	--	0	0
Benzodiazepines	8	7	0	--	0	0
Misc. anxiolytics, sedatives, and hypnotics	19	18	0	--	6	--
Opiates/opioids	98	71	8	--	7	--
Heroin (specified)	--	12	0	--	0	0
Methadone	28	24	--	--	0	0
All other opiates/opioids	82	53	--	--	7	--
Nonsteroidal anti-inflammatory agents	0	0	0	--	0	0
Salicylates/combinations	0	--	--	--	0	0
Misc. analgesics/combinations	16	14	0	--	5	0
Anticonvulsants	0	--	0	--	0	0
Muscle relaxants	4	--	0	--	0	0

<sup>1</sup> Includes alcohol in combination with other drugs (all ages) and alcohol alone in decedents under age 21.

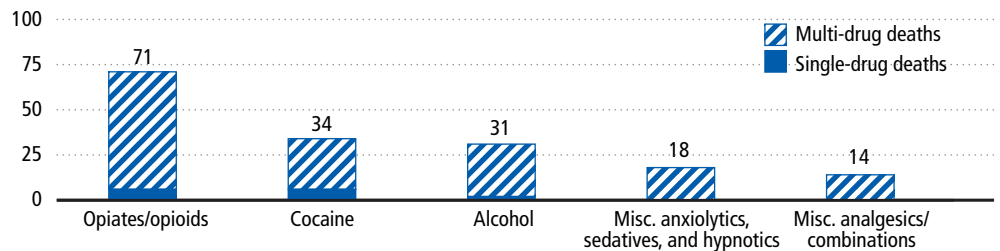
<sup>2</sup> Includes MDMA (Ecstasy), GHB, flunitrazepam (Rohypnol), and ketamine.

<sup>3</sup> Includes PCP, LSD, and miscellaneous hallucinogens.

## Death rates by gender and age: Drug misuse, 2004



## Top 5 drugs involved: Drug misuse deaths, 2004



-- Indicates a number less than 4 has been suppressed.

SOURCE: Office of Applied Studies, SAMHSA, Drug Abuse Warning Network 2004 (11/2005 update).

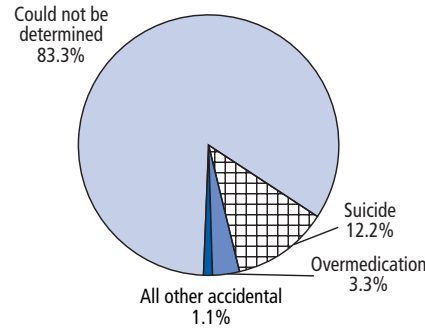
# Boston-Cambridge-Quincy, MA-NH: Essex County, MA



## Essex County, MA: Deaths and population, 2004

<b>Deaths reported to DAWN</b>	
Drug misuse .....	79
Suicide .....	11
<b>Population</b> .....	738,984
<b>Deaths per 1,000,000 population</b>	
Drug misuse .....	106.9
Suicide .....	14.9

## Deaths by case type, 2004



## Causes of death, 2004

<b>Drug misuse</b>	<b>Deaths</b>
Any drug-related cause	79
Abuse	18
Drug or alcohol	79
Toxic effects	75
Body systems (includes infections)	11
Accidents and injuries	7

## Place of death, 2004

<b>Drug misuse</b>	<b>Deaths</b>
Health care facility	19
Home	42
Public place	7
Other	11
Not documented	0

## Drug-related deaths by drug category, 2003-2004

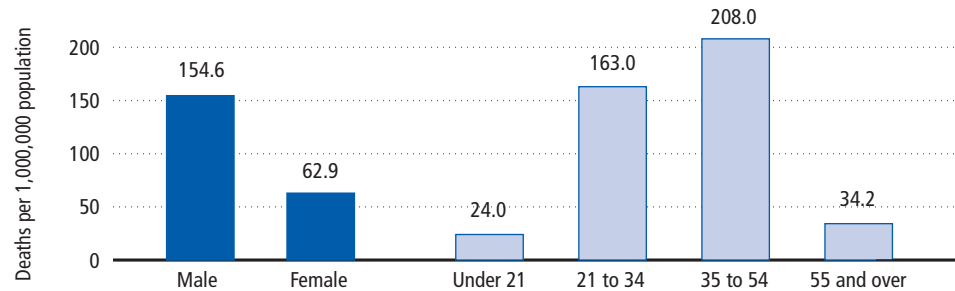
Drug category	Drug misuse			Suicide		
	Deaths, 2003	Deaths, 2004	Single-drug deaths, 2004	Deaths, 2003	Deaths, 2004	Single-drug deaths, 2004
<b>ALL DRUGS</b>	93	79	39	13	11	6
Alcohol <sup>1</sup>	20	24	--	--	--	0
Cocaine	37	19	4	5	--	--
Marijuana	--	--	0	0	0	0
Stimulants	0	--	0	0	0	0
Club drugs <sup>2</sup>	0	0	0	0	0	0
Hallucinogens <sup>3</sup>	0	0	0	0	0	0
Inhalants	--	0	0	0	0	0
Antidepressants	10	11	4	4	--	0
Antipsychotics	0	--	0	0	5	--
Benzodiazepines	14	9	--	0	--	0
Misc. anxiolytics, sedatives, and hypnotics	--	--	0	--	--	--
Opiates/opioids	62	57	29	6	--	--
Heroin (specified)	28	25	15	0	0	0
Methadone	7	9	4	--	0	0
All other opiates/opioids	31	24	10	4	--	--
Nonsteroidal anti-inflammatory agents	0	0	0	0	0	0
Salicylates/combinations	--	0	0	0	0	0
Misc. analgesics/combinations	--	0	0	0	0	0
Anticonvulsants	0	0	0	0	0	0
Muscle relaxants	--	0	0	0	0	0

<sup>1</sup> Includes alcohol in combination with other drugs (all ages) and alcohol alone in decedents under age 21.

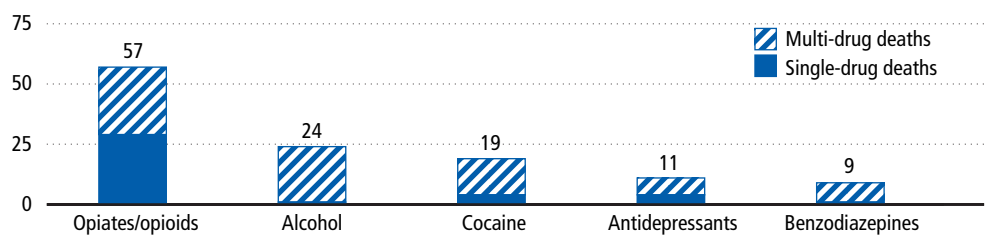
<sup>2</sup> Includes MDMA (Ecstasy), GHB, flunitrazepam (Rohypnol), and ketamine.

<sup>3</sup> Includes PCP, LSD, and miscellaneous hallucinogens.

## Death rates by gender and age: Drug misuse, 2004



## Top 5 drugs involved: Drug misuse deaths, 2004



-- Indicates a number less than 4 has been suppressed.

SOURCE: Office of Applied Studies, SAMHSA, Drug Abuse Warning Network 2004 (11/2005 update).

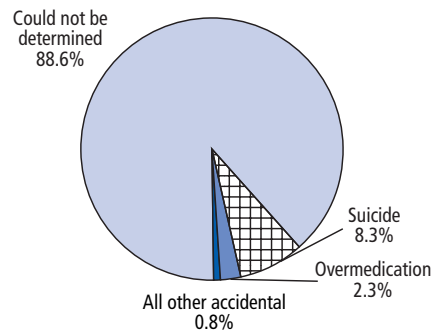
# Boston-Cambridge-Quincy, MA-NH: Middlesex County, MA



## Middlesex County, MA: Deaths and population, 2004

<b>Deaths reported to DAWN</b>	
Drug misuse.....	121
Suicide.....	11
<b>Population .....</b>	<b>1,464,628</b>
<b>Deaths per 1,000,000 population</b>	
Drug misuse.....	82.6
Suicide.....	7.5

## Deaths by case type, 2004



## Causes of death, 2004

<b>Drug misuse</b>	<b>Deaths</b>
Any drug-related cause	121
Abuse	28
Drug or alcohol	121
Toxic effects	110
Body systems (includes infections)	11
Accidents and injuries	18

## Place of death, 2004

<b>Drug misuse</b>	<b>Deaths</b>
Health care facility	30
Home	66
Public place	6
Other	19
Not documented	0

## Drug-related deaths by drug category, 2003-2004

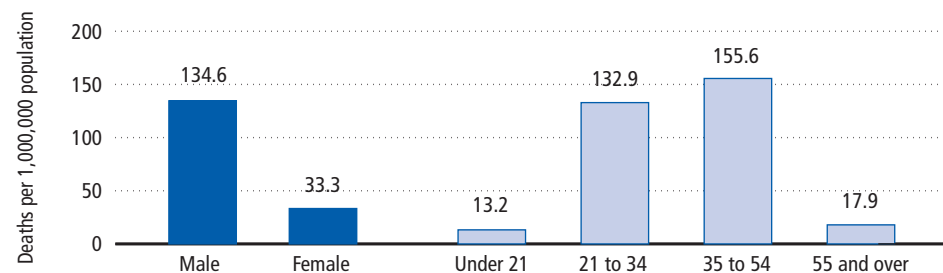
Drug category	Drug misuse			Suicide		
	Deaths, 2003	Deaths, 2004	Single-drug deaths, 2004	Deaths, 2003	Deaths, 2004	Single-drug deaths, 2004
<b>ALL DRUGS</b>	<b>108</b>	<b>121</b>	<b>42</b>	<b>14</b>	<b>11</b>	<b>7</b>
Alcohol <sup>1</sup>	18	42	0	--	4	0
Cocaine	45	49	7	4	4	--
Marijuana	--	--	0	0	--	0
Stimulants	0	--	0	0	0	0
Club drugs <sup>2</sup>	0	0	0	0	0	0
Hallucinogens <sup>3</sup>	0	0	0	0	0	0
Inhalants	--	--	--	--	--	--
Antidepressants	4	10	--	--	0	0
Antipsychotics	5	--	--	--	--	--
Benzodiazepines	19	12	0	--	--	0
Misc. anxiolytics, sedatives, and hypnotics	--	--	0	0	--	--
Opiates/opioids	72	93	30	6	--	0
Heroin (specified)	24	39	14	--	0	0
Methadone	4	13	5	0	0	0
All other opiates/opioids	46	44	11	6	--	0
Nonsteroidal anti-inflammatory agents	0	0	0	0	0	0
Salicylates/combinations	0	0	0	0	0	0
Misc. analgesics/combinations	0	--	--	--	--	--
Anticonvulsants	--	0	0	0	0	0
Muscle relaxants	0	0	0	0	0	0

<sup>1</sup> Includes alcohol in combination with other drugs (all ages) and alcohol alone in decedents under age 21.

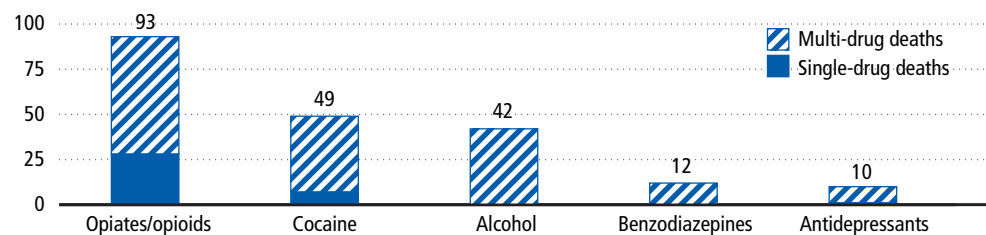
<sup>2</sup> Includes MDMA (Ecstasy), GHB, flunitrazepam (Rohypnol), and ketamine.

<sup>3</sup> Includes PCP, LSD, and miscellaneous hallucinogens.

## Death rates by gender and age: Drug misuse, 2004



## Top 5 drugs involved: Drug misuse deaths, 2004



-- Indicates a number less than 4 has been suppressed.

SOURCE: Office of Applied Studies, SAMHSA, Drug Abuse Warning Network 2004 (11/2005 update).

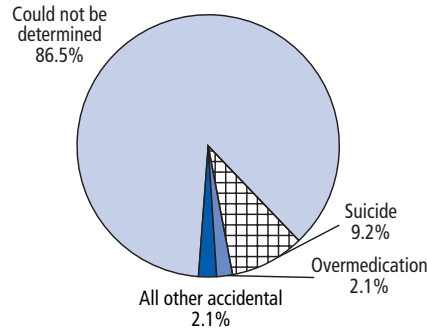
# Boston-Cambridge-Quincy, MA-NH: Suffolk County, MA



## Suffolk County, MA: Deaths and population, 2004

<b>Deaths reported to DAWN</b>	
Drug misuse.....	128
Suicide.....	13
<b>Population.....</b>	<b>666,022</b>
<b>Deaths per 1,000,000 population</b>	
Drug misuse.....	192.2
Suicide.....	19.5

## Deaths by case type, 2004



## Causes of death, 2004

<b>Drug misuse</b>	<b>Deaths</b>
Any drug-related cause	127
Abuse	26
Drug or alcohol	125
Toxic effects	114
Body systems (includes infections)	30
Accidents and injuries	17

## Place of death, 2004

<b>Drug misuse</b>	<b>Deaths</b>
Health care facility	29
Home	67
Public place	13
Other	19
Not documented	0

## Drug-related deaths by drug category, 2003-2004

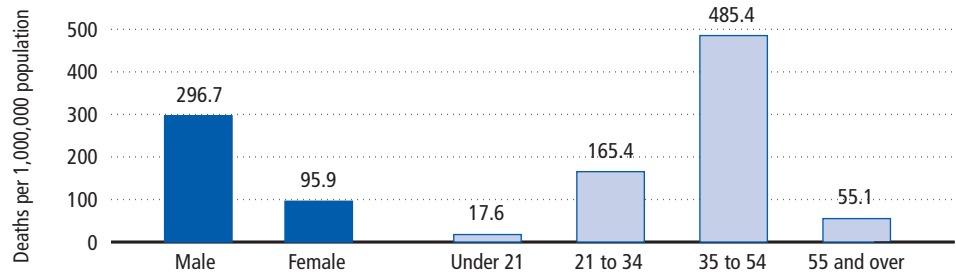
Drug category	Drug misuse			Suicide		
	Deaths, 2003	Deaths, 2004	Single-drug deaths, 2004	Deaths, 2003	Deaths, 2004	Single-drug deaths, 2004
<b>ALL DRUGS</b>	<b>132</b>	<b>128</b>	<b>52</b>	<b>14</b>	<b>13</b>	<b>7</b>
Alcohol <sup>1</sup>	29	36	--	4	4	0
Cocaine	80	53	10	7	--	--
Marijuana	--	--	0	0	0	0
Stimulants	0	--	--	0	0	0
Club drugs <sup>2</sup>	--	--	0	0	0	0
Hallucinogens <sup>3</sup>	0	0	0	0	0	0
Inhalants	0	0	0	0	0	0
Antidepressants	4	11	--	--	4	0
Antipsychotics	--	--	0	0	--	0
Benzodiazepines	27	9	--	--	--	--
Misc. anxiolytics, sedatives, and hypnotics	--	--	0	--	0	0
Opiates/opioids	68	91	33	4	4	--
Heroin (specified)	20	44	17	--	0	0
Methadone	0	8	--	0	0	0
All other opiates/opioids	49	41	13	--	4	--
Nonsteroidal anti-inflammatory agents	0	0	0	0	0	0
Salicylates/combinations	0	0	0	0	0	0
Misc. analgesics/combinations	--	--	--	--	--	--
Anticonvulsants	--	--	0	0	0	0
Muscle relaxants	0	--	0	0	0	0

<sup>1</sup> Includes alcohol in combination with other drugs (all ages) and alcohol alone in decedents under age 21.

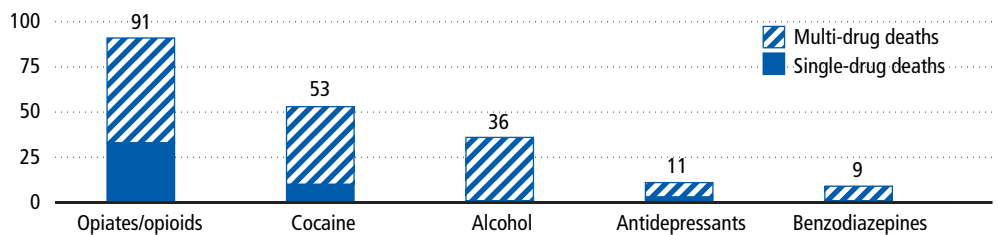
<sup>2</sup> Includes MDMA (Ecstasy), GHB, flunitrazepam (Rohypnol), and ketamine.

<sup>3</sup> Includes PCP, LSD, and miscellaneous hallucinogens.

## Death rates by gender and age: Drug misuse, 2004



## Top 5 drugs involved: Drug misuse deaths, 2004

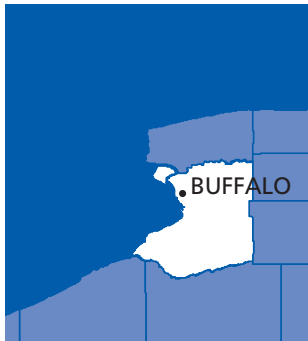


-- Indicates a number less than 4 has been suppressed.

SOURCE: Office of Applied Studies, SAMHSA, Drug Abuse Warning Network 2004 (11/2005 update).



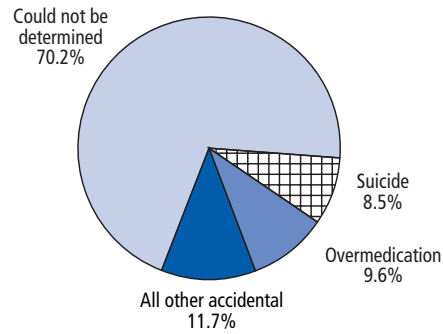
# Buffalo-Cheektowaga-Tonawanda, NY: Erie County, NY



## Erie County, NY: Deaths and population, 2004

<b>Deaths reported to DAWN</b>	
Drug misuse .....	86
Suicide.....	8
<b>Population .....</b>	<b>936,318</b>
<b>Deaths per 1,000,000 population</b>	
Drug misuse .....	91.8
Suicide.....	8.5

## Deaths by case type, 2004



## Causes of death, 2004

<b>Drug misuse</b>	<b>Deaths</b>
Any drug-related cause	75
Abuse	20
Drug or alcohol	75
Toxic effects	55
Body systems (includes infections)	22
Accidents and injuries	0

## Place of death, 2004

<b>Drug misuse</b>	<b>Deaths</b>
Health care facility	28
Home	37
Public place	6
Other	15
Not documented	0

## Drug-related deaths by drug category, 2003-2004

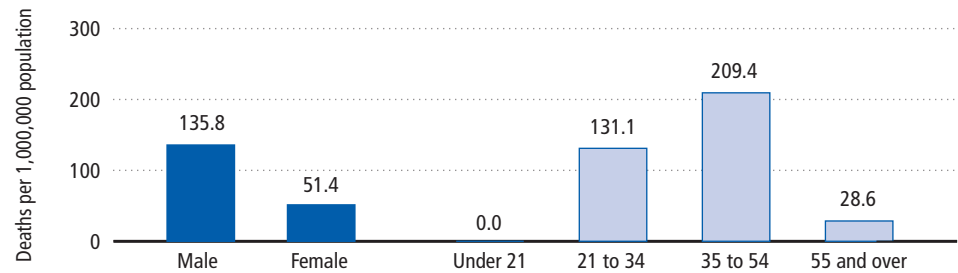
Drug category	Drug misuse			Suicide		
	Deaths, 2003	Deaths, 2004	Single-drug deaths, 2004	Deaths, 2003	Deaths, 2004	Single-drug deaths, 2004
<b>ALL DRUGS</b>	<b>48</b>	<b>86</b>	<b>8</b>	<b>12</b>	<b>8</b>	<b>--</b>
Alcohol <sup>1</sup>	18	28	0	5	4	--
Cocaine	20	30	--	--	0	--
Marijuana	6	13	0	--	0	--
Stimulants	0	0	0	0	0	--
Club drugs <sup>2</sup>	0	0	0	0	0	--
Hallucinogens <sup>3</sup>	0	0	0	0	0	--
Inhalants	0	0	0	--	0	--
Antidepressants	22	22	0	6	4	--
Antipsychotics	--	7	0	--	--	--
Benzodiazepines	14	24	0	--	--	--
Misc. anxiolytics, sedatives, and hypnotics	8	17	0	5	--	--
Opiates/opioids	39	74	6	6	4	--
Heroin (specified)	14	26	--	--	0	--
Methadone	4	6	0	0	0	--
All other opiates/opioids	35	48	--	6	4	--
Nonsteroidal anti-inflammatory agents	0	0	0	0	0	--
Salicylates/combinations	0	0	0	0	0	--
Misc. analgesics/combinations	--	--	0	0	--	--
Anticonvulsants	0	6	0	0	0	--
Muscle relaxants	--	9	0	--	--	--

<sup>1</sup> Includes alcohol in combination with other drugs (all ages) and alcohol alone in decedents under age 21.

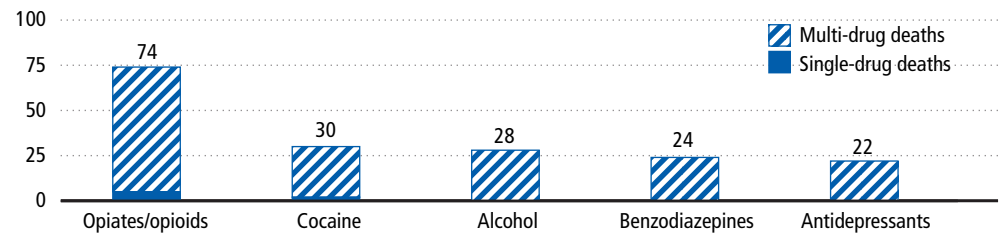
<sup>2</sup> Includes MDMA (Ecstasy), GHB, flunitrazepam (Rohypnol), and ketamine.

<sup>3</sup> Includes PCP, LSD, and miscellaneous hallucinogens.

## Death rates by gender and age: Drug misuse, 2004



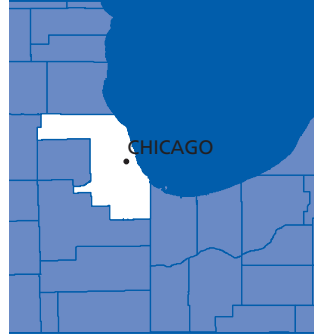
## Top 5 drugs involved: Drug misuse deaths, 2004



-- Indicates a number less than 4 has been suppressed.

SOURCE: Office of Applied Studies, SAMHSA, Drug Abuse Warning Network 2004 (11/2005 update).

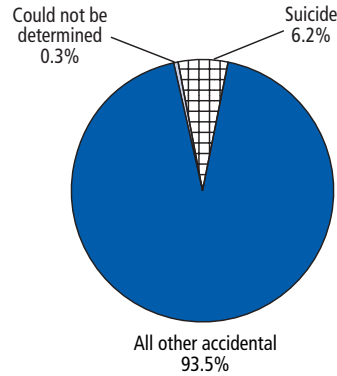
# Chicago-Naperville-Joliet, IL-IN-WI: Cook County, IL



## Cook County, IL: Deaths and population, 2004

<b>Deaths reported to DAWN</b>	
Drug misuse.....	573
Suicide.....	38
<b>Population .....</b>	<b>5,327,777</b>
<b>Deaths per 1,000,000 population</b>	
Drug misuse.....	107.5
Suicide.....	7.1

## Deaths by case type, 2004



## Causes of death, 2004

<b>Drug misuse</b>	<b>Deaths</b>
Any drug-related cause	458
Abuse	0
Drug or alcohol	456
Toxic effects	452
Body systems (includes infections)	125
Accidents and injuries	--

## Place of death, 2004

<b>Drug misuse</b>	<b>Deaths</b>
Health care facility	282
Home	167
Public place	25
Other	95
Not documented	4

## Drug-related deaths by drug category, 2003-2004

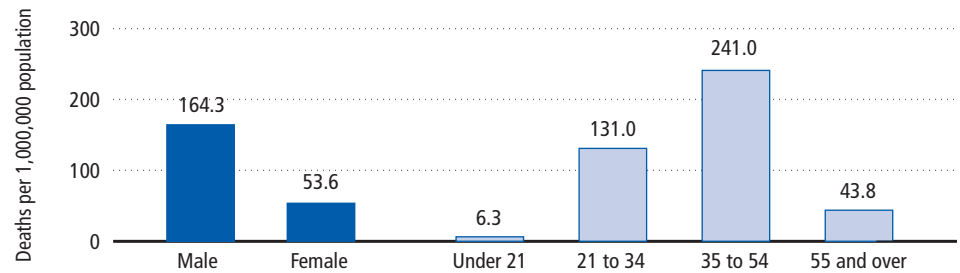
Drug category	Drug misuse		Suicide		
	Deaths, 2003	Deaths, 2004	Deaths, 2003	Deaths, 2004	Single-drug deaths, 2004
<b>ALL DRUGS</b>		<b>573</b>	<b>318</b>	<b>38</b>	<b>22</b>
Alcohol <sup>1</sup>		94	--	7	0
Cocaine		399	206	--	0
Marijuana		0	0	0	0
Stimulants		0	0	0	0
Club drugs <sup>2</sup>		0	0	0	0
Hallucinogens <sup>3</sup>		--	0	0	0
Inhalants		0	0	0	0
Antidepressants		7	--	13	7
Antipsychotics		0	0	7	--
Benzodiazepines		--	--	6	--
Misc. anxiolytics, sedatives, and hypnotics		--	0	6	5
Opiates/opioids		346	106	7	--
Heroin (specified)		0	0	0	0
Methadone		31	14	0	0
All other opiates/opioids		321	92	7	--
Nonsteroidal anti-inflammatory agents		0	0	0	0
Salicylates/combinations		0	0	--	--
Misc. analgesics/combinations		--	0	--	--
Anticonvulsants		0	0	--	0
Muscle relaxants		0	0	--	0

<sup>1</sup> Includes alcohol in combination with other drugs (all ages) and alcohol alone in decedents under age 21.

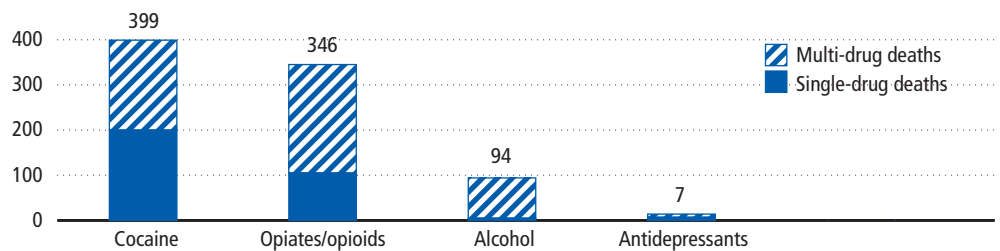
<sup>2</sup> Includes MDMA (Ecstasy), GHB, flunitrazepam (Rohypnol), and ketamine.

<sup>3</sup> Includes PCP, LSD, and miscellaneous hallucinogens.

## Death rates by gender and age: Drug misuse, 2004



## Top 5 drugs involved: Drug misuse deaths, 2004



-- Indicates a number less than 4 has been suppressed.

SOURCE: Office of Applied Studies, SAMHSA, Drug Abuse Warning Network 2004 (11/2005 update).

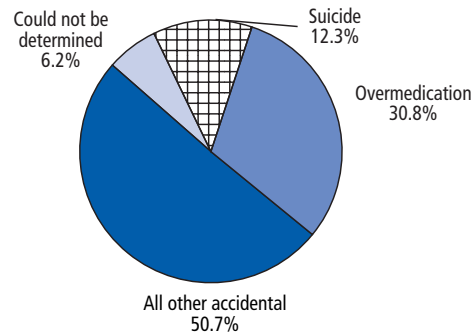
# Denver-Aurora, CO: Denver County, CO



## Denver County, CO: Deaths and population, 2004

<b>Deaths reported to DAWN</b>	
Drug misuse.....	128
Suicide.....	18
<b>Population.....</b>	<b>556,835</b>
<b>Deaths per 1,000,000 population</b>	
Drug misuse.....	229.9
Suicide.....	32.3

## Deaths by case type, 2004



## Causes of death, 2004

Drug misuse	Deaths
Any drug-related cause	125
Abuse	--
Drug or alcohol	125
Toxic effects	120
Body systems (includes infections)	11
Accidents and injuries	5

## Place of death, 2004

Drug misuse	Deaths
Health care facility	42
Home	49
Public place	9
Other	28
Not documented	0

## Drug-related deaths by drug category, 2003-2004

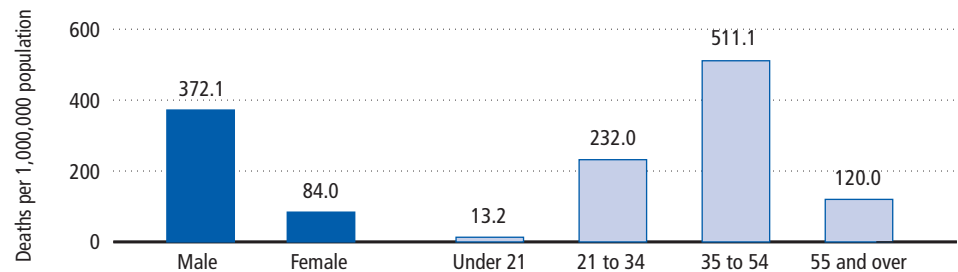
Drug category	Drug misuse			Suicide		
	Deaths, 2003	Deaths, 2004	Single-drug deaths, 2004	Deaths, 2003	Deaths, 2004	Single-drug deaths, 2004
<b>ALL DRUGS</b>	<b>123</b>	<b>128</b>	<b>33</b>	<b>12</b>	<b>18</b>	<b>4</b>
Alcohol <sup>1</sup>	55	63	0	4	4	0
Cocaine	58	62	15	--	--	0
Marijuana	--	--	0	0	0	0
Stimulants	11	11	--	--	0	0
Club drugs <sup>2</sup>	--	--	0	0	0	0
Hallucinogens <sup>3</sup>	0	0	0	0	0	0
Inhalants	--	--	0	0	--	--
Antidepressants	7	6	--	4	7	0
Antipsychotics	--	--	0	0	4	--
Benzodiazepines	13	16	0	--	--	0
Misc. anxiolytics, sedatives, and hypnotics	--	--	0	--	--	0
Opiates/opioids	79	79	13	--	--	0
Heroin (specified)	0	--	0	0	0	0
Methadone	9	9	--	0	--	0
All other opiates/opioids	72	71	11	--	--	0
Nonsteroidal anti-inflammatory agents	0	0	0	0	0	0
Salicylates/combinations	--	0	0	--	--	0
Misc. analgesics/combinations	7	5	--	5	6	--
Anticonvulsants	0	--	0	--	0	0
Muscle relaxants	4	--	0	0	--	0

<sup>1</sup> Includes alcohol in combination with other drugs (all ages) and alcohol alone in decedents under age 21.

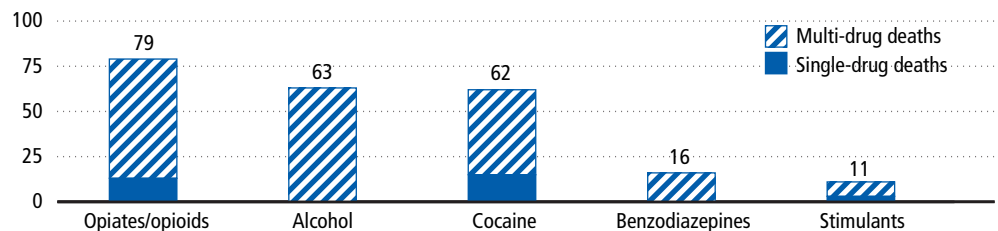
<sup>2</sup> Includes MDMA (Ecstasy), GHB, flunitrazepam (Rohypnol), and ketamine.

<sup>3</sup> Includes PCP, LSD, and miscellaneous hallucinogens.

## Death rates by gender and age: Drug misuse, 2004



## Top 5 drugs involved: Drug misuse deaths, 2004



-- Indicates a number less than 4 has been suppressed.

SOURCE: Office of Applied Studies, SAMHSA, Drug Abuse Warning Network 2004 (11/2005 update).

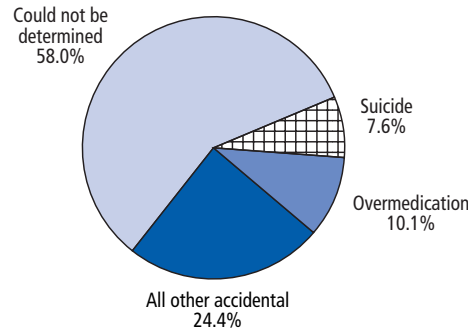
# Detroit-Warren-Livonia, MI: Macomb County, MI



## Macomb County, MI: Deaths and population, 2004

<b>Deaths reported to DAWN</b>	
Drug misuse.....	110
Suicide.....	9
<b>Population.....</b>	<b>822,660</b>
<b>Deaths per 1,000,000 population</b>	
Drug misuse.....	133.7
Suicide.....	10.9

## Deaths by case type, 2004



## Causes of death, 2004

<b>Drug misuse</b>	<b>Deaths</b>
Any drug-related cause	107
Abuse	8
Drug or alcohol	107
Toxic effects	100
Body systems (includes infections)	8
Accidents and injuries	--

## Place of death, 2004

<b>Drug misuse</b>	<b>Deaths</b>
Health care facility	27
Home	69
Public place	--
Other	13
Not documented	0

## Drug-related deaths by drug category, 2003-2004

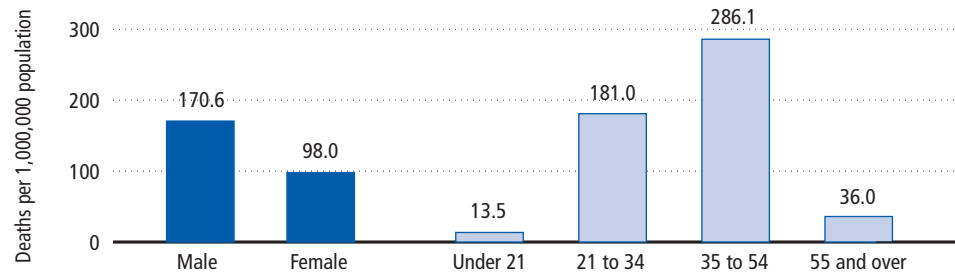
Drug category	Drug misuse			Suicide		
	Deaths, 2003	Deaths, 2004	Single-drug deaths, 2004	Deaths, 2003	Deaths, 2004	Single-drug deaths, 2004
<b>ALL DRUGS</b>	<b>76</b>	<b>110</b>	<b>9</b>	<b>11</b>	<b>9</b>	<b>--</b>
Alcohol <sup>1</sup>	18	28	0	4	--	--
Cocaine	32	48	4	--	0	--
Marijuana	8	11	0	0	0	--
Stimulants	0	--	0	--	0	--
Club drugs <sup>2</sup>	0	0	0	0	0	--
Hallucinogens <sup>3</sup>	0	0	0	0	0	--
Inhalants	0	--	0	--	0	--
Antidepressants	12	16	--	--	4	--
Antipsychotics	0	--	0	0	--	--
Benzodiazepines	22	46	0	7	4	--
Misc. anxiolytics, sedatives, and hypnotics	7	11	0	--	0	--
Opiates/opioids	60	96	4	8	4	--
Heroin (specified)	4	27	--	0	0	--
Methadone	8	11	0	--	--	--
All other opiates/opioids	53	81	--	8	--	--
Nonsteroidal anti-inflammatory agents	0	0	0	0	0	--
Salicylates/combinations	--	0	0	--	0	--
Misc. analgesics/combinations	9	15	0	5	--	--
Anticonvulsants	--	0	0	0	0	--
Muscle relaxants	4	8	0	0	--	--

<sup>1</sup> Includes alcohol in combination with other drugs (all ages) and alcohol alone in decedents under age 21.

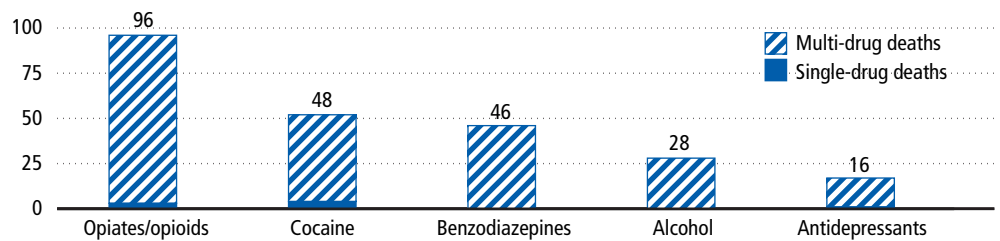
<sup>2</sup> Includes MDMA (Ecstasy), GHB, flunitrazepam (Rohypnol), and ketamine.

<sup>3</sup> Includes PCP, LSD, and miscellaneous hallucinogens.

## Death rates by gender and age: Drug misuse, 2004



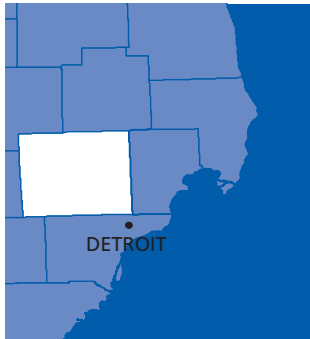
## Top 5 drugs involved: Drug misuse deaths, 2004



-- Indicates a number less than 4 has been suppressed.

SOURCE: Office of Applied Studies, SAMHSA, Drug Abuse Warning Network 2004 (11/2005 update).

# Detroit-Warren-Livonia, MI: Oakland County, MI



## Oakland County, MI: Deaths and population, 2004

### Deaths reported to DAWN

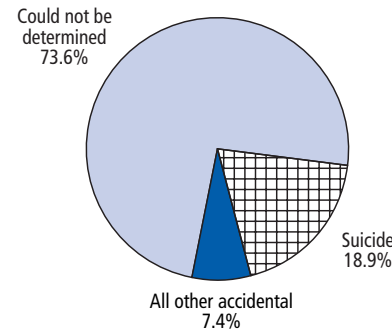
Drug misuse.....	120
Suicide.....	28

Population ..... 1,213,339

### Deaths per 1,000,000 population

Drug misuse.....	98.9
Suicide.....	23.1

## Deaths by case type, 2004



## Causes of death, 2004

Drug misuse	Deaths
Any drug-related cause	100
Abuse	26
Drug or alcohol	99
Toxic effects	74
Body systems (includes infections)	11
Accidents and injuries	11

## Place of death, 2004

Drug misuse	Deaths
Health care facility	28
Home	59
Public place	--
Other	28
Not documented	--

## Drug-related deaths by drug category, 2003-2004

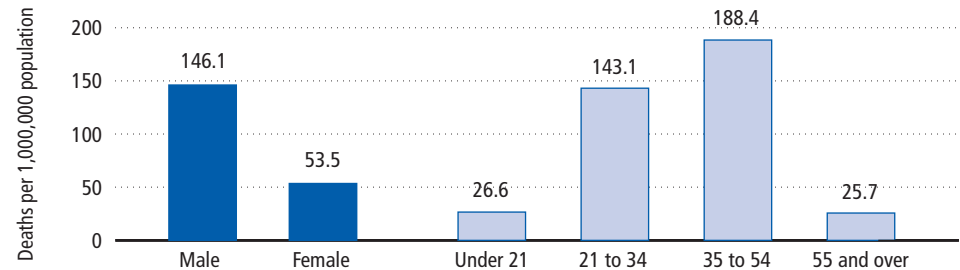
Drug category	Drug misuse			Suicide		
	Deaths, 2003	Deaths, 2004	Single-drug deaths, 2004	Deaths, 2003	Deaths, 2004	Single-drug deaths, 2004
<b>ALL DRUGS</b>	<b>116</b>	<b>120</b>	<b>30</b>	<b>18</b>	<b>28</b>	<b>7</b>
Alcohol <sup>1</sup>	27	31	0	7	12	0
Cocaine	56	53	16	--	8	4
Marijuana	27	33	--	--	9	--
Stimulants	--	--	0	--	0	0
Club drugs <sup>2</sup>	0	0	0	0	0	0
Hallucinogens <sup>3</sup>	0	0	0	0	0	0
Inhalants	0	0	0	0	0	0
Antidepressants	22	15	0	4	8	0
Antipsychotics	--	4	--	--	--	0
Benzodiazepines	37	24	0	5	7	0
Misc. anxiolytics, sedatives, and hypnotics	0	6	0	4	--	0
Opiates/opioids	91	81	8	13	9	0
Heroin (specified)	4	5	--	0	0	0
Methadone	26	17	--	0	--	0
All other opiates/opioids	70	68	4	13	8	0
Nonsteroidal anti-inflammatory agents	--	0	0	0	0	0
Salicylates/combinations	--	--	--	--	0	0
Misc. analgesics/combinations	5	4	0	--	5	0
Anticonvulsants	--	--	0	--	--	0
Muscle relaxants	13	10	--	--	4	0

<sup>1</sup> Includes alcohol in combination with other drugs (all ages) and alcohol alone in decedents under age 21.

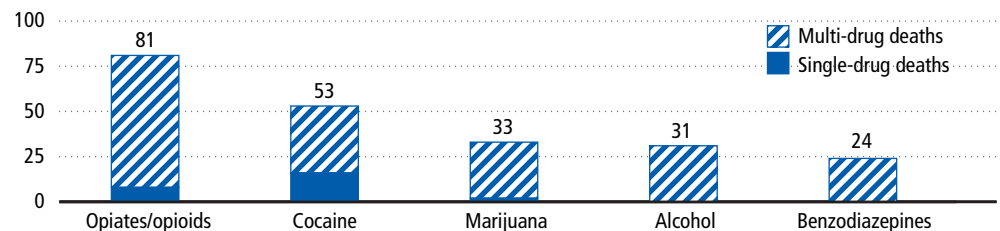
<sup>2</sup> Includes MDMA (Ecstasy), GHB, flunitrazepam (Rohypnol), and ketamine.

<sup>3</sup> Includes PCP, LSD, and miscellaneous hallucinogens.

## Death rates by gender and age: Drug misuse, 2004



## Top 5 drugs involved: Drug misuse deaths, 2004



-- Indicates a number less than 4 has been suppressed.

SOURCE: Office of Applied Studies, SAMHSA, Drug Abuse Warning Network 2004 (11/2005 update).

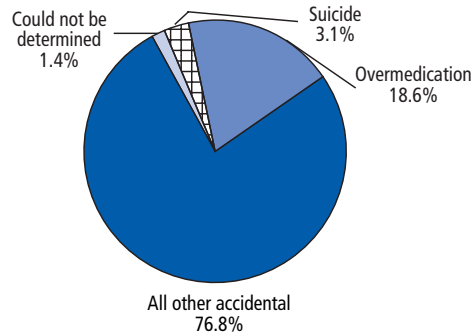
# Detroit-Warren-Livonia, MI: Wayne County, MI



## Wayne County, MI: Deaths and population, 2004

<b>Deaths reported to DAWN</b>	
Drug misuse.....	401
Suicide.....	13
<b>Population.....</b>	<b>2,016,202</b>
<b>Deaths per 1,000,000 population</b>	
Drug misuse.....	198.9
Suicide.....	6.4

## Deaths by case type, 2004



## Causes of death, 2004

<b>Drug misuse</b>	<b>Deaths</b>
Any drug-related cause	401
Abuse	217
Drug or alcohol	401
Toxic effects	160
Body systems (includes infections)	42
Accidents and injuries	--

## Place of death, 2004

<b>Drug misuse</b>	<b>Deaths</b>
Health care facility	143
Home	185
Public place	12
Other	61
Not documented	0

## Drug-related deaths by drug category, 2003-2004

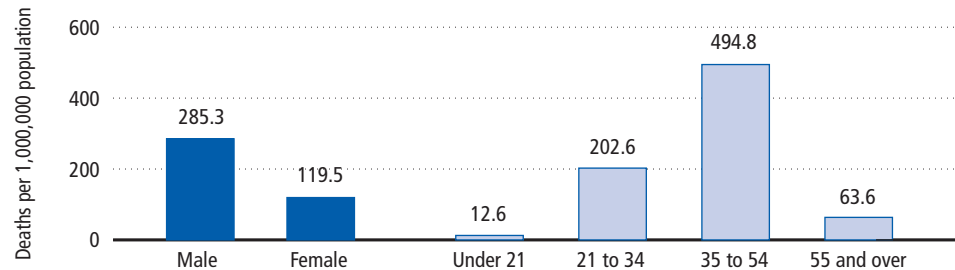
Drug category	Drug misuse			Suicide		
	Deaths, 2003	Deaths, 2004	Single-drug deaths, 2004	Deaths, 2003	Deaths, 2004	Single-drug deaths, 2004
<b>ALL DRUGS</b>	<b>339</b>	<b>401</b>	<b>34</b>	<b>24</b>	<b>13</b>	<b>0</b>
Alcohol <sup>1</sup>	107	93	0	9	--	--
Cocaine	198	217	25	--	--	--
Marijuana	0	0	0	0	0	0
Stimulants	--	--	0	0	0	0
Club drugs <sup>2</sup>	0	--	0	0	0	0
Hallucinogens <sup>3</sup>	0	0	0	0	0	0
Inhalants	0	--	0	0	0	0
Antidepressants	71	107	--	14	7	--
Antipsychotics	23	29	0	5	5	--
Benzodiazepines	80	119	0	11	6	--
Misc. anxiolytics, sedatives, and hypnotics	76	97	0	10	5	--
Opiates/opioids	255	326	7	14	7	--
Heroin (specified)	64	162	--	0	0	--
Methadone	39	53	--	0	0	--
All other opiates/opioids	213	261	4	14	7	--
Nonsteroidal anti-inflammatory agents	0	0	0	0	0	--
Salicylates/combinations	0	0	0	0	--	--
Misc. analgesics/combinations	5	9	0	0	0	--
Anticonvulsants	7	8	0	--	0	--
Muscle relaxants	16	26	0	--	0	--

<sup>1</sup> Includes alcohol in combination with other drugs (all ages) and alcohol alone in decedents under age 21.

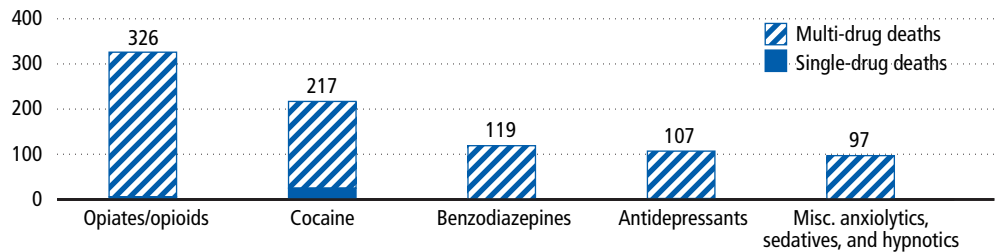
<sup>2</sup> Includes MDMA (Ecstasy), GHB, flunitrazepam (Rohypnol), and ketamine.

<sup>3</sup> Includes PCP, LSD, and miscellaneous hallucinogens.

## Death rates by gender and age: Drug misuse, 2004



## Top 5 drugs involved: Drug misuse deaths, 2004



-- Indicates a number less than 4 has been suppressed.

SOURCE: Office of Applied Studies, SAMHSA, Drug Abuse Warning Network 2004 (11/2005 update).

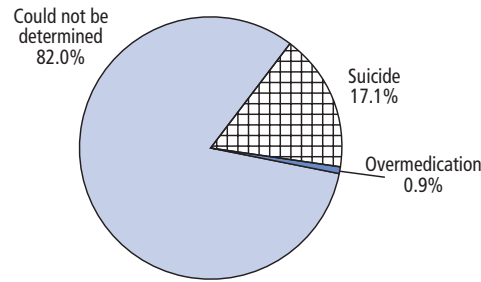
# Indianapolis, IN: Marion County, IN



## Marion County, IN: Deaths and population, 2004

<b>Deaths reported to DAWN</b>	
Drug misuse .....	92
Suicide.....	19
<b>Population .....</b>	<b>863,596</b>
<b>Deaths per 1,000,000 population</b>	
Drug misuse .....	106.5
Suicide.....	22.0

## Deaths by case type, 2004



## Causes of death, 2004

Drug misuse	Deaths
Any drug-related cause	92
Abuse	20
Drug or alcohol	91
Toxic effects	81
Body systems (includes infections)	15
Accidents and injuries	--

## Place of death, 2004

Drug misuse	Deaths
Health care facility	18
Home	49
Public place	--
Other	23
Not documented	0

## Drug-related deaths by drug category, 2003-2004

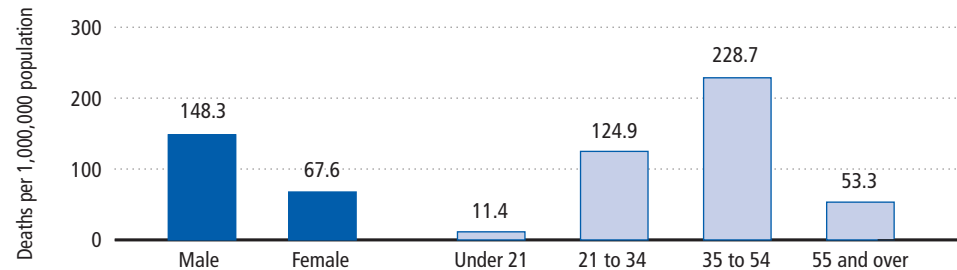
Drug category	Drug misuse			Suicide		
	Deaths, 2003	Deaths, 2004	Single-drug deaths, 2004	Deaths, 2003	Deaths, 2004	Single-drug deaths, 2004
<b>ALL DRUGS</b>	<b>72</b>	<b>92</b>	<b>21</b>	<b>8</b>	<b>19</b>	<b>6</b>
Alcohol <sup>1</sup>	23	25	0	--	--	0
Cocaine	21	40	11	--	--	0
Marijuana	14	11	0	--	--	0
Stimulants	--	5	--	0	0	0
Club drugs <sup>2</sup>	0	--	0	0	0	0
Hallucinogens <sup>3</sup>	--	0	0	0	--	0
Inhalants	0	0	0	0	0	0
Antidepressants	5	17	0	--	8	--
Antipsychotics	0	0	0	0	--	0
Benzodiazepines	17	20	0	--	7	0
Misc. anxiolytics, sedatives, and hypnotics	5	9	--	--	4	0
Opiates/opioids	60	60	5	4	12	--
Heroin (specified)	--	5	0	0	0	0
Methadone	17	14	--	--	--	--
All other opiates/opioids	48	49	--	4	10	--
Nonsteroidal anti-inflammatory agents	0	0	0	--	--	0
Salicylates/combinations	--	0	0	0	0	0
Misc. analgesics/combinations	4	19	--	--	5	--
Anticonvulsants	0	--	0	0	--	0
Muscle relaxants	--	7	--	--	--	0

<sup>1</sup> Includes alcohol in combination with other drugs (all ages) and alcohol alone in decedents under age 21.

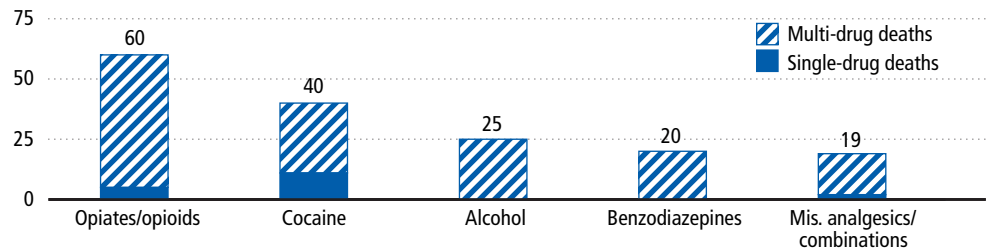
<sup>2</sup> Includes MDMA (Ecstasy), GHB, flunitrazepam (Rohypnol), and ketamine.

<sup>3</sup> Includes PCP, LSD, and miscellaneous hallucinogens.

## Death rates by gender and age: Drug misuse, 2004



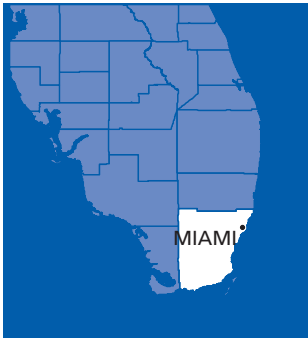
## Top 5 drugs involved: Drug misuse deaths, 2004



-- Indicates a number less than 4 has been suppressed.

SOURCE: Office of Applied Studies, SAMHSA, Drug Abuse Warning Network 2004 (11/2005 update).

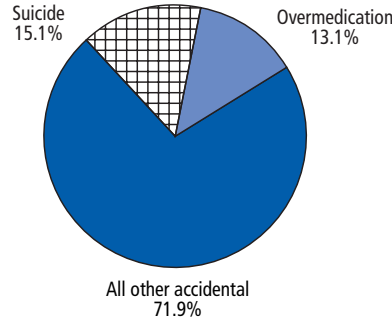
# Miami-Fort Lauderdale-Miami Beach, FL: Miami-Dade County, FL



## Miami-Dade County, FL: Deaths and population, 2004

<b>Deaths reported to DAWN</b>	
Drug misuse.....	169
Suicide.....	30
<b>Population.....</b>	
2,363,600	
<b>Deaths per 1,000,000 population</b>	
Drug misuse.....	71.5
Suicide.....	12.7

## Deaths by case type, 2004



## Causes of death, 2004

<b>Drug misuse</b>	<b>Deaths</b>
Any drug-related cause	153
Abuse	27
Drug or alcohol	153
Toxic effects	123
Body systems (includes infections)	37
Accidents and injuries	26

## Place of death, 2004

<b>Drug misuse</b>	<b>Deaths</b>
Health care facility	52
Home	68
Public place	19
Other	30
Not documented	0

## Drug-related deaths by drug category, 2003-2004

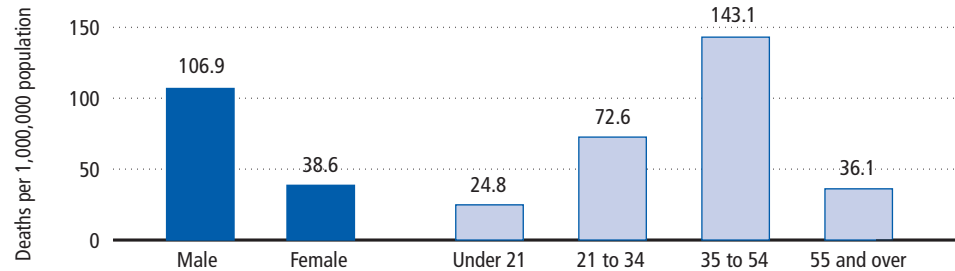
Drug category	Drug misuse			Suicide		
	Deaths, 2003	Deaths, 2004	Single-drug deaths, 2004	Deaths, 2003	Deaths, 2004	Single-drug deaths, 2004
<b>ALL DRUGS</b>	<b>159</b>	<b>169</b>	<b>38</b>	<b>19</b>	<b>30</b>	<b>5</b>
Alcohol <sup>1</sup>	53	65	11	6	6	--
Cocaine	111	111	24	--	7	--
Marijuana	5	--	0	0	0	0
Stimulants	5	--	0	--	0	0
Club drugs <sup>2</sup>	8	5	0	--	0	0
Hallucinogens <sup>3</sup>	--	0	0	0	0	0
Inhalants	0	0	0	0	0	0
Antidepressants	15	29	0	4	12	0
Antipsychotics	--	7	0	0	5	0
Benzodiazepines	41	64	0	7	14	0
Misc. anxiolytics, sedatives, and hypnotics	8	13	0	4	--	0
Opiates/opioids	75	103	--	8	12	--
Heroin (specified)	36	42	--	0	--	0
Methadone	8	13	0	--	--	0
All other opiates/opioids	56	57	0	8	11	--
Nonsteroidal anti-inflammatory agents	--	--	0	0	0	0
Salicylates/combinations	0	0	0	0	--	0
Misc. analgesics/combinations	12	15	--	4	7	--
Anticonvulsants	0	5	0	0	--	0
Muscle relaxants	5	5	0	--	--	0

<sup>1</sup> Includes alcohol in combination with other drugs (all ages) and alcohol alone in decedents under age 21.

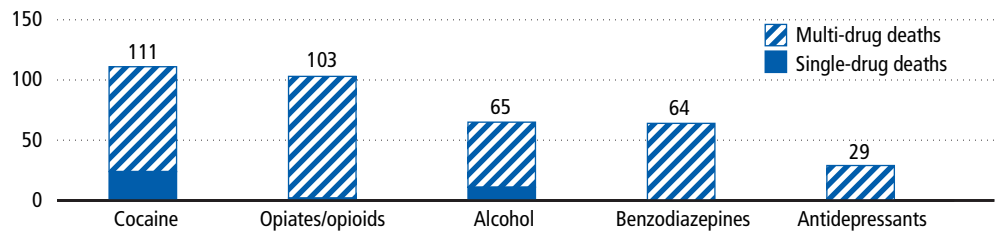
<sup>2</sup> Includes MDMA (Ecstasy), GHB, flunitrazepam (Rohypnol), and ketamine.

<sup>3</sup> Includes PCP, LSD, and miscellaneous hallucinogens.

## Death rates by gender and age: Drug misuse, 2004



## Top 5 drugs involved: Drug misuse deaths, 2004

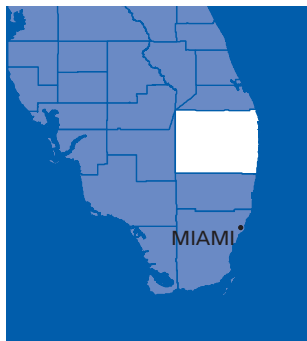


-- Indicates a number less than 4 has been suppressed.

SOURCE: Office of Applied Studies, SAMHSA, Drug Abuse Warning Network 2004 (11/2005 update).



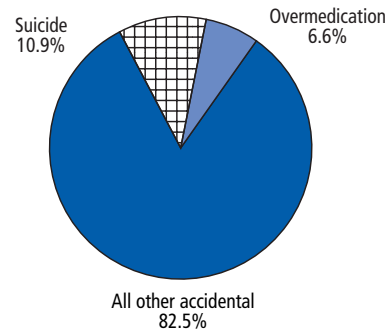
# Miami-Fort Lauderdale-Miami Beach, FL: Palm Beach County, FL



## Palm Beach County, FL: Deaths and population, 2004

<b>Deaths reported to DAWN</b>	
Drug misuse .....	163
Suicide.....	20
<b>Population .....</b>	<b>1,243,230</b>
<b>Deaths per 1,000,000 population</b>	
Drug misuse .....	131.1
Suicide.....	16.1

## Deaths by case type, 2004



## Causes of death, 2004

Drug misuse	Deaths
Any drug-related cause	163
Abuse	--
Drug or alcohol	163
Toxic effects	159
Body systems (includes infections)	32
Accidents and injuries	0

## Place of death, 2004

Drug misuse	Deaths
Health care facility	26
Home	98
Public place	15
Other	24
Not documented	0

## Drug-related deaths by drug category, 2003-2004

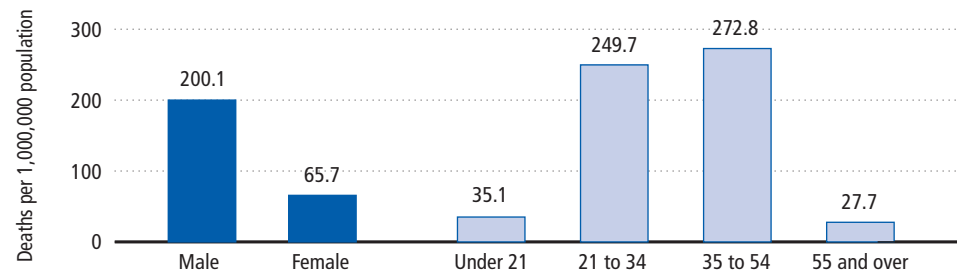
Drug category	Drug misuse		Suicide			
	Deaths, 2003	Deaths, 2004	Deaths, 2003	Deaths, 2004	Single-drug deaths, 2004	
<b>ALL DRUGS</b>		<b>163</b>		<b>62</b>	<b>20</b>	<b>9</b>
Alcohol <sup>1</sup>		25		0	--	0
Cocaine		62		15	--	0
Marijuana		4		0	0	0
Stimulants		--		--	0	0
Club drugs <sup>2</sup>		4		0	0	0
Hallucinogens <sup>3</sup>		0		0	0	0
Inhalants		0		0	0	0
Antidepressants		14		0	--	0
Antipsychotics		0		0	--	--
Benzodiazepines		44		--	4	--
Misc. anxiolytics, sedatives, and hypnotics		8		0	--	0
Opiates/opioids		134		44	11	5
Heroin (specified)		22		7	0	0
Methadone		65		22	--	--
All other opiates/opioids		64		15	9	4
Nonsteroidal anti-inflammatory agents		0		0	0	0
Salicylates/combinations		0		0	--	--
Misc. analgesics/combinations		--		0	--	0
Anticonvulsants		0		0	--	0
Muscle relaxants		--		0	0	0

<sup>1</sup> Includes alcohol in combination with other drugs (all ages) and alcohol alone in decedents under age 21.

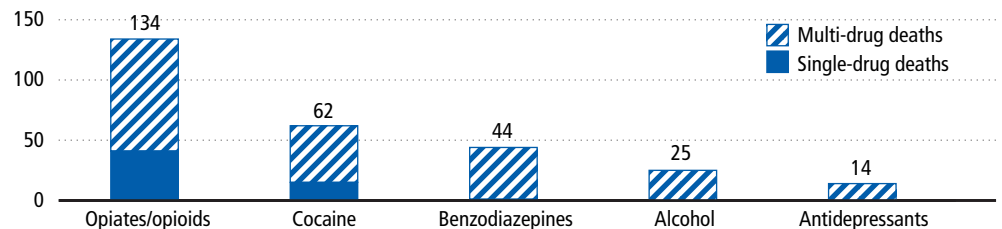
<sup>2</sup> Includes MDMA (Ecstasy), GHB, flunitrazepam (Rohypnol), and ketamine.

<sup>3</sup> Includes PCP, LSD, and miscellaneous hallucinogens.

## Death rates by gender and age: Drug misuse, 2004



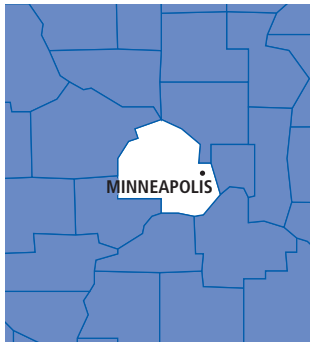
## Top 5 drugs involved: Drug misuse deaths, 2004



-- Indicates a number less than 4 has been suppressed.

SOURCE: Office of Applied Studies, SAMHSA, Drug Abuse Warning Network 2004 (11/2005 update).

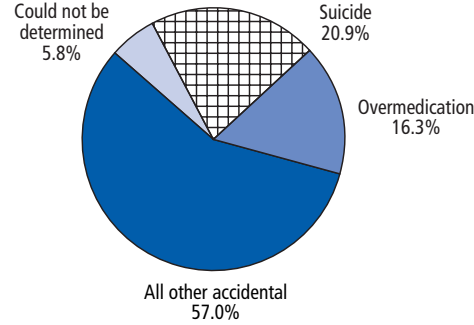
# Minneapolis-St. Paul-Bloomington, MN-WI: Hennepin County, MN



## Hennepin County, MN: Deaths and population, 2004

<b>Deaths reported to DAWN</b>	
Drug misuse.....	68
Suicide.....	18
<b>Population.....</b>	<b>1,120,897</b>
<b>Deaths per 1,000,000 population</b>	
Drug misuse.....	60.7
Suicide.....	16.1

## Deaths by case type, 2004



## Causes of death, 2004

<b>Drug misuse</b>	<b>Deaths</b>
Any drug-related cause.....	67
Abuse.....	0
Drug or alcohol.....	67
Toxic effects.....	65
Body systems (includes infections).....	9
Accidents and injuries.....	--

## Place of death, 2004

<b>Drug misuse</b>	<b>Deaths</b>
Health care facility.....	14
Home.....	33
Public place.....	5
Other.....	15
Not documented.....	--

## Drug-related deaths by drug category, 2003-2004

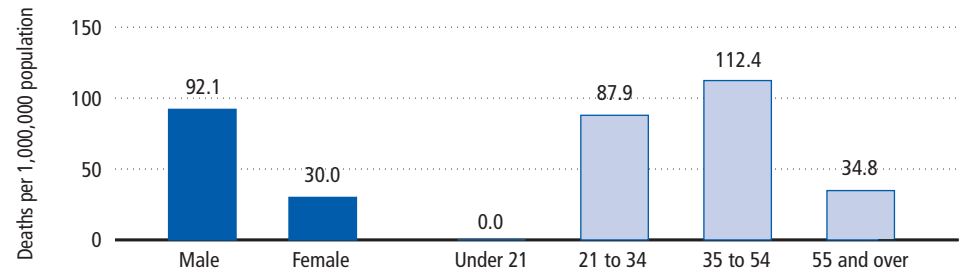
Drug category	Drug misuse			Suicide		
	Deaths, 2003	Deaths, 2004	Single-drug deaths, 2004	Deaths, 2003	Deaths, 2004	Single-drug deaths, 2004
<b>ALL DRUGS</b>	<b>67</b>	<b>68</b>	<b>32</b>	<b>19</b>	<b>18</b>	<b>7</b>
Alcohol <sup>1</sup>	19	22	0	7	--	0
Cocaine	19	24	9	0	0	0
Marijuana	0	0	0	0	0	0
Stimulants	5	6	6	0	0	0
Club drugs <sup>2</sup>	0	--	0	0	0	0
Hallucinogens <sup>3</sup>	0	--	0	0	0	0
Inhalants	0	0	0	0	0	0
Antidepressants	4	--	0	7	4	0
Antipsychotics	--	0	0	0	--	--
Benzodiazepines	5	6	0	--	4	0
Misc. anxiolytics, sedatives, and hypnotics	4	0	0	--	--	--
Opiates/opioids	48	47	15	--	6	--
Heroin (specified)	9	9	--	0	0	0
Methadone	11	10	4	0	0	0
All other opiates/opioids	32	28	8	--	6	--
Nonsteroidal anti-inflammatory agents	0	0	0	0	0	0
Salicylates/combinations	0	--	--	--	0	0
Misc. analgesics/combinations	--	--	0	5	8	--
Anticonvulsants	0	0	0	0	0	0
Muscle relaxants	0	0	0	0	0	0

<sup>1</sup> Includes alcohol in combination with other drugs (all ages) and alcohol alone in decedents under age 21.

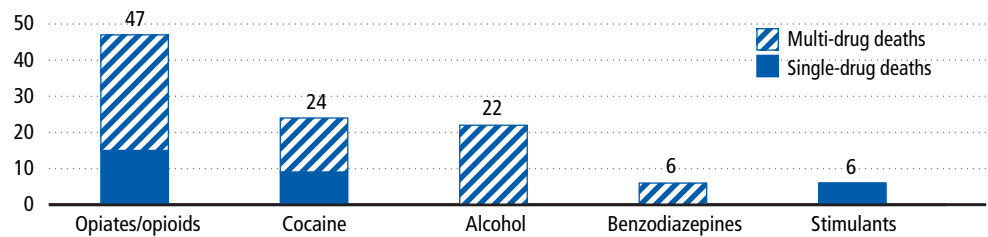
<sup>2</sup> Includes MDMA (Ecstasy), GHB, flunitrazepam (Rohypnol), and ketamine.

<sup>3</sup> Includes PCP, LSD, and miscellaneous hallucinogens.

## Death rates by gender and age: Drug misuse, 2004



## Top 5 drugs involved: Drug misuse deaths, 2004



-- Indicates a number less than 4 has been suppressed.

SOURCE: Office of Applied Studies, SAMHSA, Drug Abuse Warning Network 2004 (11/2005 update).

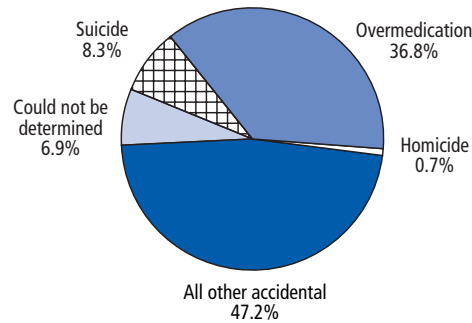
# New Orleans-Metairie-Kenner, LA: Jefferson Parish, LA



## Jefferson Parish, LA: Deaths and population, 2004

<b>Deaths reported to DAWN</b>	
Drug misuse .....	132
Suicide .....	12
<b>Population .....</b>	<b>453,590</b>
<b>Deaths per 1,000,000 population</b>	
Drug misuse .....	291.0
Suicide .....	26.5

## Deaths by case type, 2004



## Causes of death, 2004

Drug misuse	Deaths
Any drug-related cause	131
Abuse	--
Drug or alcohol	131
Toxic effects	108
Body systems (includes infections)	34
Accidents and injuries	8

## Place of death, 2004

Drug misuse	Deaths
Health care facility	26
Home	75
Public place	--
Other	27
Not documented	--

## Drug-related deaths by drug category, 2003-2004

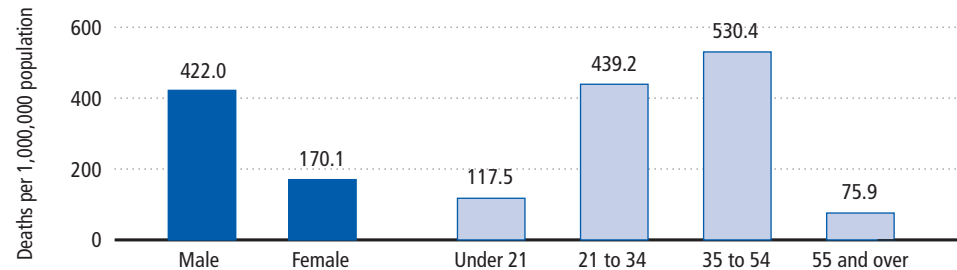
Drug category	Drug misuse			Suicide		
	Deaths, 2003	Deaths, 2004	Single-drug deaths, 2004	Deaths, 2003	Deaths, 2004	Single-drug deaths, 2004
<b>ALL DRUGS</b>	<b>108</b>	<b>132</b>	<b>6</b>	<b>12</b>	<b>12</b>	<b>--</b>
Alcohol <sup>1</sup>	23	28	0	5	4	--
Cocaine	46	52	--	--	4	--
Marijuana	13	32	0	0	--	--
Stimulants	8	9	0	--	--	--
Club drugs <sup>2</sup>	--	9	0	0	0	--
Hallucinogens <sup>3</sup>	0	0	0	0	0	--
Inhalants	0	0	0	0	0	--
Antidepressants	5	11	0	4	--	--
Antipsychotics	0	--	0	0	0	--
Benzodiazepines	51	76	0	8	5	--
Misc. anxiolytics, sedatives, and hypnotics	21	30	0	--	--	--
Opiates/opioids	86	109	5	10	9	--
Heroin (specified)	--	--	0	0	0	--
Methadone	35	55	4	0	--	--
All other opiates/opioids	68	75	--	10	9	--
Nonsteroidal anti-inflammatory agents	0	0	0	0	0	--
Salicylates/combinations	--	0	0	0	0	--
Misc. analgesics/combinations	6	9	0	4	--	--
Anticonvulsants	--	--	0	0	0	--
Muscle relaxants	16	33	0	--	--	--

<sup>1</sup> Includes alcohol in combination with other drugs (all ages) and alcohol alone in decedents under age 21.

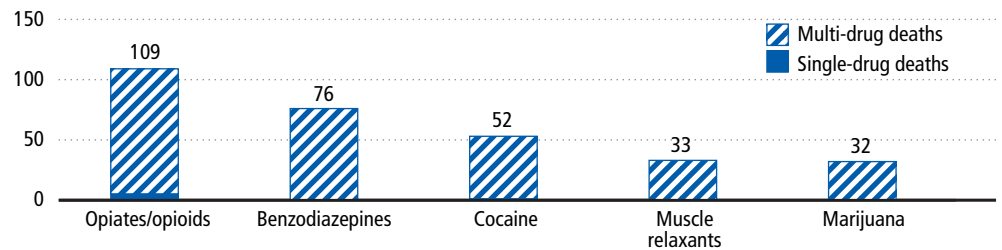
<sup>2</sup> Includes MDMA (Ecstasy), GHB, flunitrazepam (Rohypnol), and ketamine.

<sup>3</sup> Includes PCP, LSD, and miscellaneous hallucinogens.

## Death rates by gender and age: Drug misuse, 2004



## Top 5 drugs involved: Drug misuse deaths, 2004



-- Indicates a number less than 4 has been suppressed.

SOURCE: Office of Applied Studies, SAMHSA, Drug Abuse Warning Network 2004 (11/2005 update).

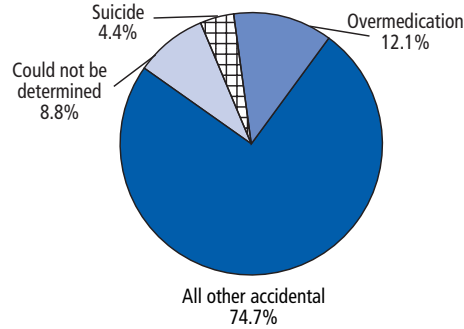
# New Orleans-Metairie-Kenner, LA: Orleans Parish, LA



## Orleans Parish, LA: Deaths and population, 2004

<b>Deaths reported to DAWN</b>	
Drug misuse.....	87
Suicide.....	4
<b>Population.....</b> 462,269	
<b>Deaths per 1,000,000 population</b>	
Drug misuse.....	188.2
Suicide.....	8.7

## Deaths by case type, 2004



## Causes of death, 2004

<b>Drug misuse</b>	<b>Deaths</b>
Any drug-related cause	84
Abuse	59
Drug or alcohol	84
Toxic effects	10
Body systems (includes infections)	87
Accidents and injuries	21

## Place of death, 2004

<b>Drug misuse</b>	<b>Deaths</b>
Health care facility	42
Home	29
Public place	--
Other	13
Not documented	0

## Drug-related deaths by drug category, 2003-2004

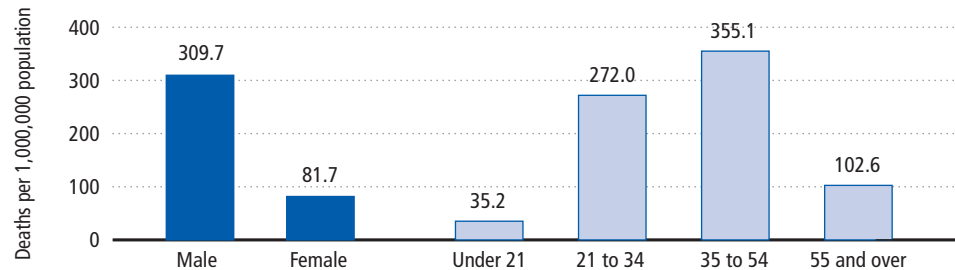
Drug category	Drug misuse			Suicide		
	Deaths, 2003	Deaths, 2004	Single-drug deaths, 2004	Deaths, 2003	Deaths, 2004	Single-drug deaths, 2004
<b>ALL DRUGS</b>	71	87	15	6	4	0
Alcohol <sup>1</sup>	32	29	0	--	--	--
Cocaine	35	53	14	0	--	--
Marijuana	8	12	0	0	--	--
Stimulants	--	0	0	--	0	0
Club drugs <sup>2</sup>	0	5	0	0	0	0
Hallucinogens <sup>3</sup>	0	0	0	0	0	0
Inhalants	0	0	0	0	0	0
Antidepressants	6	7	0	4	--	--
Antipsychotics	0	--	0	0	0	0
Benzodiazepines	15	21	0	0	--	--
Misc. anxiolytics, sedatives, and hypnotics	14	10	0	0	0	0
Opiates/opioids	45	51	--	--	4	4
Heroin (specified)	5	--	0	0	0	0
Methadone	17	20	0	0	0	0
All other opiates/opioids	35	44	--	--	4	4
Nonsteroidal anti-inflammatory agents	--	--	0	0	0	0
Salicylates/combinations	0	0	0	--	0	0
Misc. analgesics/combinations	6	--	0	--	0	0
Anticonvulsants	--	0	0	0	0	0
Muscle relaxants	10	12	0	0	0	0

<sup>1</sup> Includes alcohol in combination with other drugs (all ages) and alcohol alone in decedents under age 21.

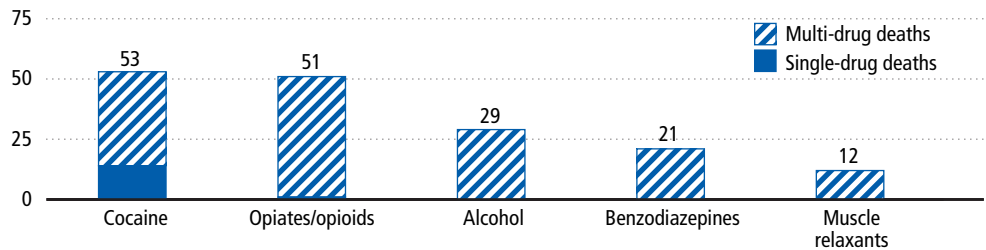
<sup>2</sup> Includes MDMA (Ecstasy), GHB, flunitrazepam (Rohypnol), and ketamine.

<sup>3</sup> Includes PCP, LSD, and miscellaneous hallucinogens.

## Death rates by gender and age: Drug misuse, 2004



## Top 5 drugs involved: Drug misuse deaths, 2004



-- Indicates a number less than 4 has been suppressed.

SOURCE: Office of Applied Studies, SAMHSA, Drug Abuse Warning Network 2004 (11/2005 update).

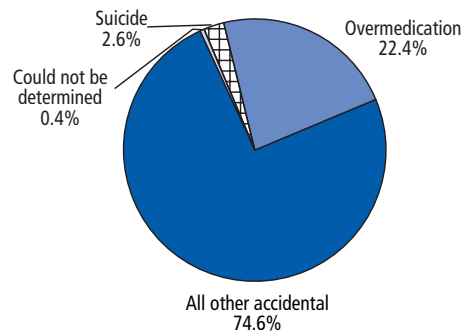
# New York-Newark-Edison, NY-NJ-PA: Bronx County, NY



## Bronx County, NY: Deaths and population, 2004

<b>Deaths reported to DAWN</b>	
Drug misuse.....	226
Suicide.....	6
<b>Population.....</b>	<b>1,365,536</b>
<b>Deaths per 1,000,000 population</b>	
Drug misuse.....	165.5
Suicide.....	4.4

## Deaths by case type, 2004



## Causes of death, 2004

Drug misuse	Deaths
Any drug-related cause	225
Abuse	52
Drug or alcohol	222
Toxic effects	178
Body systems (includes infections)	47
Accidents and injuries	--

## Place of death, 2004

Drug misuse	Deaths
Health care facility	63
Home	139
Public place	--
Other	23
Not documented	0

## Drug-related deaths by drug category, 2003-2004

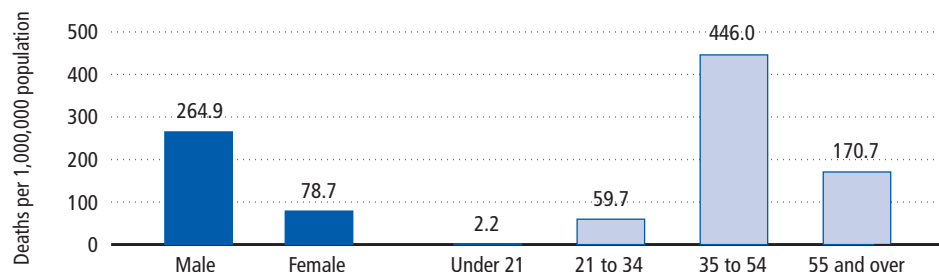
Drug category	Drug misuse			Suicide		
	Deaths, 2003	Deaths, 2004	Single-drug deaths, 2004	Deaths, 2003	Deaths, 2004	Single-drug deaths, 2004
<b>ALL DRUGS</b>	<b>181</b>	<b>226</b>	<b>69</b>	<b>7</b>	<b>6</b>	<b>--</b>
Alcohol <sup>1</sup>	61	62	--	--	--	--
Cocaine	96	122	49	--	--	--
Marijuana	10	0	0	0	0	--
Stimulants	--	0	0	0	0	--
Club drugs <sup>2</sup>	0	0	0	0	0	--
Hallucinogens <sup>3</sup>	--	--	0	0	0	--
Inhalants	--	6	0	--	--	--
Antidepressants	31	36	0	7	--	--
Antipsychotics	8	12	0	--	0	--
Benzodiazepines	25	23	0	--	--	--
Misc. anxiolytics, sedatives, and hypnotics	22	16	0	--	--	--
Opiates/opioids	135	154	18	--	--	--
Heroin (specified)	--	10	--	0	0	--
Methadone	60	68	7	--	--	--
All other opiates/opioids	104	100	8	--	--	--
Nonsteroidal anti-inflammatory agents	0	--	0	--	0	--
Salicylates/combinations	--	0	0	0	0	--
Misc. analgesics/combinations	10	14	0	--	--	--
Anticonvulsants	--	--	0	0	0	--
Muscle relaxants	--	4	0	0	0	--

<sup>1</sup> Includes alcohol in combination with other drugs (all ages) and alcohol alone in decedents under age 21.

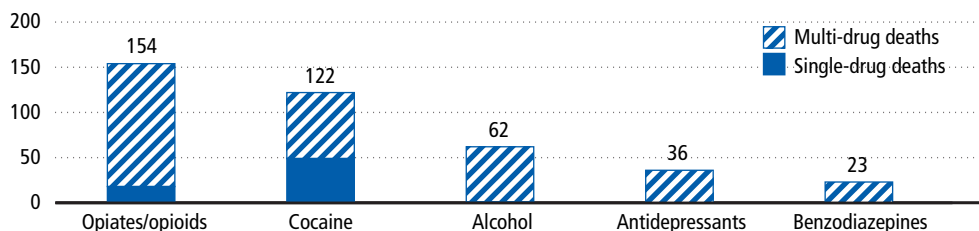
<sup>2</sup> Includes MDMA (Ecstasy), GHB, flunitrazepam (Rohypnol), and ketamine.

<sup>3</sup> Includes PCP, LSD, and miscellaneous hallucinogens.

## Death rates by gender and age: Drug misuse, 2004



## Top 5 drugs involved: Drug misuse deaths, 2004



-- Indicates a number less than 4 has been suppressed.

SOURCE: Office of Applied Studies, SAMHSA, Drug Abuse Warning Network 2004 (11/2005 update).

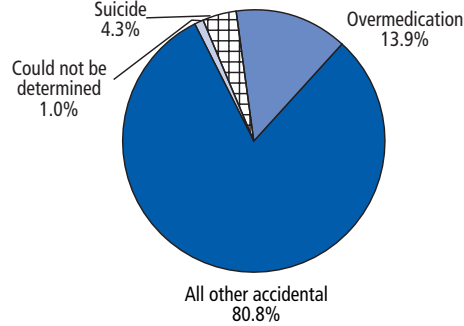
# New York-Newark-Edison, NY-NJ-PA: Kings County, NY



## Kings County, NY: Deaths and population, 2004

<b>Deaths reported to DAWN</b>	
Drug misuse.....	199
Suicide.....	9
<b>Population.....</b>	<b>2,475,290</b>
<b>Deaths per 1,000,000 population</b>	
Drug misuse.....	80.4
Suicide.....	3.6

## Deaths by case type, 2004



## Causes of death, 2004

Drug misuse	Deaths
Any drug-related cause	199
Abuse	30
Drug or alcohol	199
Toxic effects	168
Body systems (includes infections)	27
Accidents and injuries	--

## Place of death, 2004

Drug misuse	Deaths
Health care facility	68
Home	118
Public place	0
Other	9
Not documented	4

## Drug-related deaths by drug category, 2003-2004

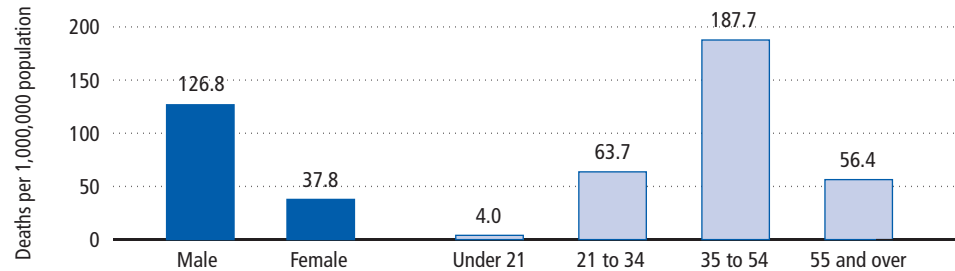
Drug category	Drug misuse			Suicide		
	Deaths, 2003	Deaths, 2004	Single-drug deaths, 2004	Deaths, 2003	Deaths, 2004	Single-drug deaths, 2004
<b>ALL DRUGS</b>	<b>226</b>	<b>199</b>	<b>55</b>	<b>8</b>	<b>9</b>	<b>--</b>
Alcohol <sup>1</sup>	76	50	0	0	--	--
Cocaine	132	107	37	0	--	--
Marijuana	10	--	0	0	0	--
Stimulants	0	0	0	0	0	--
Club drugs <sup>2</sup>	--	--	0	0	0	--
Hallucinogens <sup>3</sup>	--	0	0	0	0	--
Inhalants	6	--	0	--	0	--
Antidepressants	49	34	--	5	5	--
Antipsychotics	11	12	0	--	--	--
Benzodiazepines	45	35	0	--	--	--
Misc. anxiolytics, sedatives, and hypnotics	34	19	--	--	--	--
Opiates/opioids	166	130	16	--	6	--
Heroin (specified)	--	--	--	0	0	--
Methadone	70	45	--	0	--	--
All other opiates/opioids	126	95	12	--	4	--
Nonsteroidal anti-inflammatory agents	--	--	0	0	0	--
Salicylates/combinations	4	0	0	0	0	--
Misc. analgesics/combinations	18	14	0	--	--	--
Anticonvulsants	5	4	0	--	--	--
Muscle relaxants	4	--	0	0	0	--

<sup>1</sup> Includes alcohol in combination with other drugs (all ages) and alcohol alone in decedents under age 21.

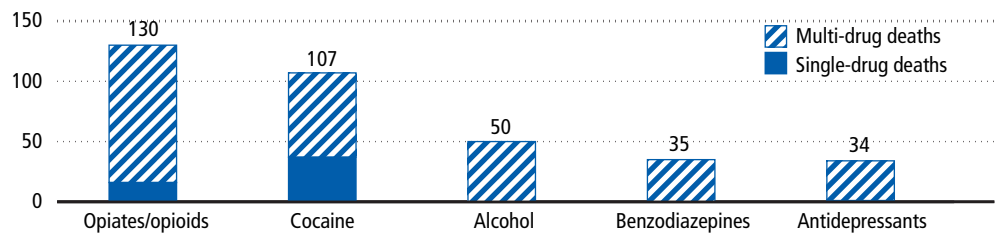
<sup>2</sup> Includes MDMA (Ecstasy), GHB, flunitrazepam (Rohypnol), and ketamine.

<sup>3</sup> Includes PCP, LSD, and miscellaneous hallucinogens.

## Death rates by gender and age: Drug misuse, 2004



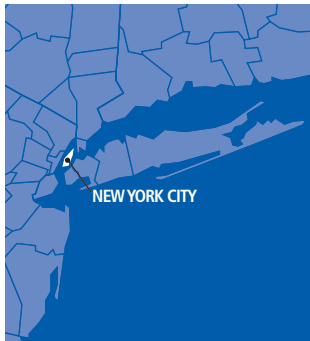
## Top 5 drugs involved: Drug misuse deaths, 2004



-- Indicates a number less than 4 has been suppressed.

SOURCE: Office of Applied Studies, SAMHSA, Drug Abuse Warning Network 2004 (11/2005 update).

# New York-Newark-Edison, NY-NJ-PA: New York County, NY



## New York County, NY: Deaths and population, 2004

### Deaths reported to DAWN

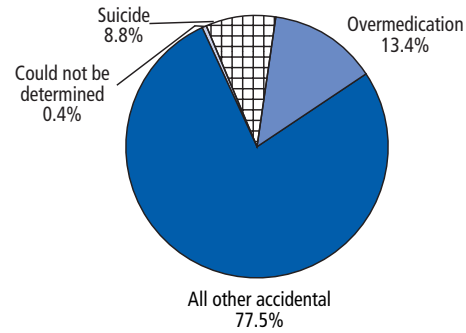
Drug misuse.....	239
Suicide.....	23

Population..... 1,562,723

### Deaths per 1,000,000 population

Drug misuse.....	152.9
Suicide.....	14.7

## Deaths by case type, 2004



## Causes of death, 2004

Drug misuse	Deaths
Any drug-related cause	235
Abuse	25
Drug or alcohol	232
Toxic effects	204
Body systems (includes infections)	50
Accidents and injuries	4

## Place of death, 2004

Drug misuse	Deaths
Health care facility	86
Home	112
Public place	14
Other	21
Not documented	6

## Drug-related deaths by drug category, 2003-2004

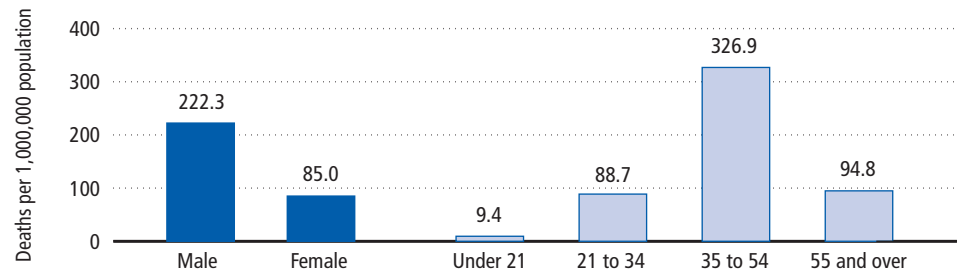
Drug category	Drug misuse			Suicide		
	Deaths, 2003	Deaths, 2004	Single-drug deaths, 2004	Deaths, 2003	Deaths, 2004	Single-drug deaths, 2004
<b>ALL DRUGS</b>	<b>220</b>	<b>239</b>	<b>58</b>	<b>13</b>	<b>23</b>	<b>4</b>
Alcohol <sup>1</sup>	74	78	0	4	5	0
Cocaine	113	133	40	0	5	0
Marijuana	7	--	0	--	--	0
Stimulants	--	--	0	--	0	0
Club drugs <sup>2</sup>	--	--	0	0	0	0
Hallucinogens <sup>3</sup>	6	5	--	0	0	0
Inhalants	5	7	0	--	--	0
Antidepressants	52	45	0	6	9	--
Antipsychotics	12	9	0	--	--	0
Benzodiazepines	42	47	0	--	8	0
Misc. anxiolytics, sedatives, and hypnotics	20	32	0	5	6	0
Opiates/opioids	166	157	13	--	7	0
Heroin (specified)	22	23	--	0	0	0
Methadone	56	53	5	0	--	0
All other opiates/opioids	115	101	6	--	5	0
Nonsteroidal anti-inflammatory agents	0	0	0	0	0	0
Salicylates/combinations	--	0	0	--	0	0
Misc. analgesics/combinations	13	15	--	4	5	--
Anticonvulsants	--	4	0	--	--	0
Muscle relaxants	--	--	0	--	0	0

<sup>1</sup> Includes alcohol in combination with other drugs (all ages) and alcohol alone in decedents under age 21.

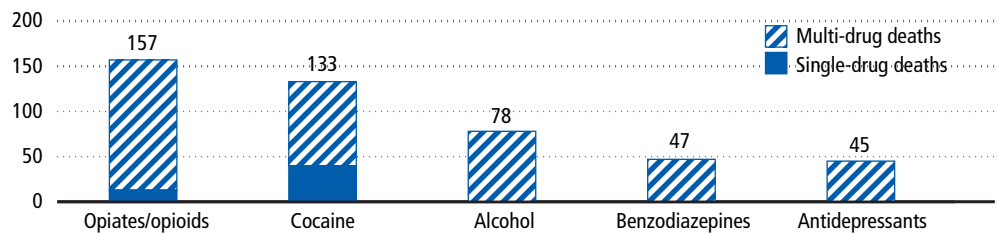
<sup>2</sup> Includes MDMA (Ecstasy), GHB, flunitrazepam (Rohypnol), and ketamine.

<sup>3</sup> Includes PCP, LSD, and miscellaneous hallucinogens.

## Death rates by gender and age: Drug misuse, 2004



## Top 5 drugs involved: Drug misuse deaths, 2004



-- Indicates a number less than 4 has been suppressed.

SOURCE: Office of Applied Studies, SAMHSA, Drug Abuse Warning Network 2004 (11/2005 update).

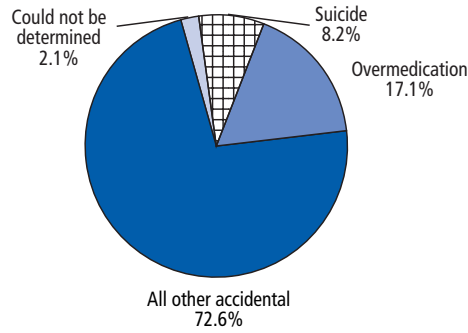
# New York-Newark-Edison, NY-NJ-PA: Queens County, NY



## Queens County, NY: Deaths and population, 2004

<b>Deaths reported to DAWN</b>	
Drug misuse.....	134
Suicide.....	12
<b>Population.....</b>	<b>2,237,216</b>
<b>Deaths per 1,000,000 population</b>	
Drug misuse.....	59.9
Suicide.....	5.4

## Deaths by case type, 2004



## Causes of death, 2004

<b>Drug misuse</b>	<b>Deaths</b>
Any drug-related cause.....	130
Abuse.....	20
Drug or alcohol.....	130
Toxic effects.....	110
Body systems (includes infections).....	32
Accidents and injuries.....	6

## Place of death, 2004

<b>Drug misuse</b>	<b>Deaths</b>
Health care facility.....	43
Home.....	68
Public place.....	9
Other.....	11
Not documented.....	--

## Drug-related deaths by drug category, 2003-2004

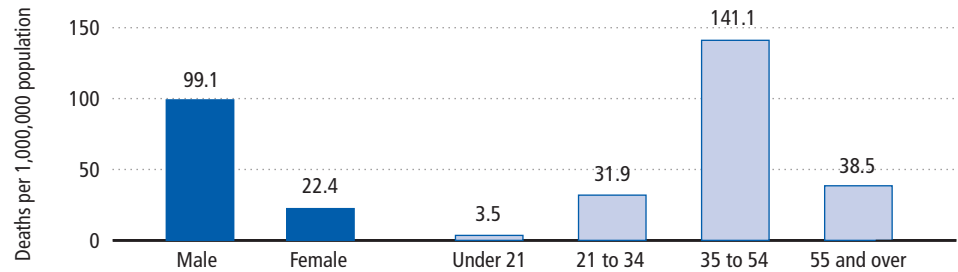
Drug category	Drug misuse			Suicide		
	Deaths, 2003	Deaths, 2004	Single-drug deaths, 2004	Deaths, 2003	Deaths, 2004	Single-drug deaths, 2004
<b>ALL DRUGS</b>	<b>148</b>	<b>134</b>	<b>34</b>	<b>6</b>	<b>12</b>	<b>--</b>
Alcohol <sup>1</sup>	53	33	0	--	--	--
Cocaine	68	65	22	--	0	--
Marijuana	--	9	--	0	0	--
Stimulants	0	0	0	0	0	--
Club drugs <sup>2</sup>	--	--	0	0	0	--
Hallucinogens <sup>3</sup>	--	--	--	0	--	--
Inhalants	6	--	0	0	0	--
Antidepressants	31	28	0	--	4	--
Antipsychotics	7	15	0	0	--	--
Benzodiazepines	35	42	--	--	--	--
Misc. anxiolytics, sedatives, and hypnotics	21	17	0	--	6	--
Opiates/opioids	91	90	9	--	5	--
Heroin (specified)	9	6	0	0	0	--
Methadone	28	38	5	0	4	--
All other opiates/opioids	69	61	4	--	4	--
Nonsteroidal anti-inflammatory agents	0	--	0	0	0	--
Salicylates/combinations	--	0	0	--	0	--
Misc. analgesics/combinations	17	7	0	0	7	--
Anticonvulsants	5	5	0	0	--	--
Muscle relaxants	0	0	0	0	--	--

<sup>1</sup> Includes alcohol in combination with other drugs (all ages) and alcohol alone in decedents under age 21.

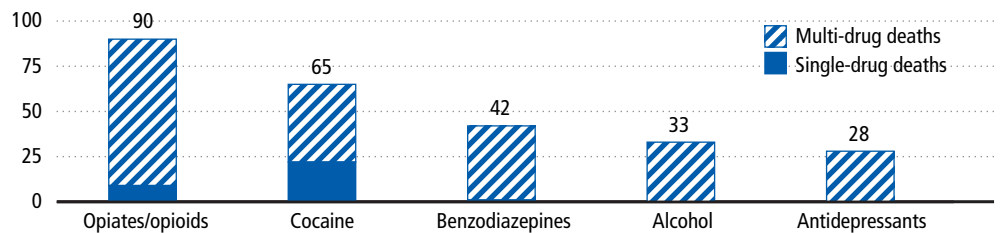
<sup>2</sup> Includes MDMA (Ecstasy), GHB, flunitrazepam (Rohypnol), and ketamine.

<sup>3</sup> Includes PCP, LSD, and miscellaneous hallucinogens.

## Death rates by gender and age: Drug misuse, 2004



## Top 5 drugs involved: Drug misuse deaths, 2004



-- Indicates a number less than 4 has been suppressed.

SOURCE: Office of Applied Studies, SAMHSA, Drug Abuse Warning Network 2004 (11/2005 update).



# New York-Newark-Edison, NY-NJ-PA: Suffolk County, NY



## Suffolk County, NY: Deaths and population, 2004

### Deaths reported to DAWN

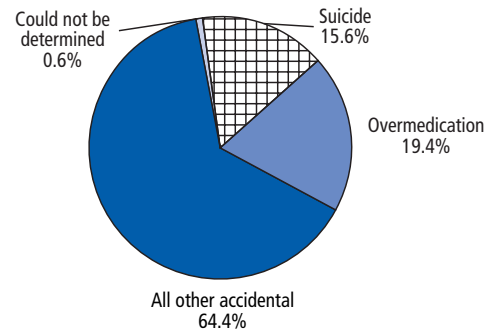
Drug misuse.....	135
Suicide.....	25

Population ..... 1,475,488

### Deaths per 1,000,000 population

Drug misuse.....	91.5
Suicide.....	16.9

## Deaths by case type, 2004



## Causes of death, 2004

Drug misuse	Deaths
Any drug-related cause	131
Abuse	5
Drug or alcohol	131
Toxic effects	116
Body systems (includes infections)	21
Accidents and injuries	--

## Place of death, 2004

Drug misuse	Deaths
Health care facility	24
Home	96
Public place	--
Other	11
Not documented	--

## Drug-related deaths by drug category, 2003-2004

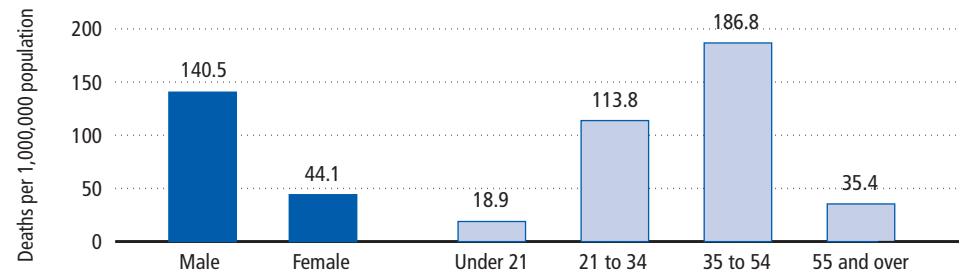
Drug category	Drug misuse			Suicide		
	Deaths, 2003	Deaths, 2004	Single-drug deaths, 2004	Deaths, 2003	Deaths, 2004	Single-drug deaths, 2004
<b>ALL DRUGS</b>	124	135	36	14	25	6
Alcohol <sup>1</sup>	50	34	--	7	--	0
Cocaine	63	59	16	--	0	0
Marijuana	21	6	0	0	0	0
Stimulants	4	0	0	0	0	0
Club drugs <sup>2</sup>	--	--	0	0	0	0
Hallucinogens <sup>3</sup>	--	--	0	0	0	0
Inhalants	0	--	--	0	0	0
Antidepressants	30	20	0	6	9	--
Antipsychotics	15	--	0	--	7	0
Benzodiazepines	39	40	--	--	4	0
Misc. anxiolytics, sedatives, and hypnotics	13	16	0	5	5	0
Opiates/opioids	96	102	15	8	13	--
Heroin (specified)	43	33	6	0	0	0
Methadone	25	27	--	0	0	0
All other opiates/opioids	62	63	8	8	13	--
Nonsteroidal anti-inflammatory agents	0	0	0	0	0	0
Salicylates/combinations	--	--	0	--	--	--
Misc. analgesics/combinations	7	9	0	6	5	--
Anticonvulsants	0	0	0	--	--	0
Muscle relaxants	10	11	--	--	--	0

<sup>1</sup> Includes alcohol in combination with other drugs (all ages) and alcohol alone in decedents under age 21.

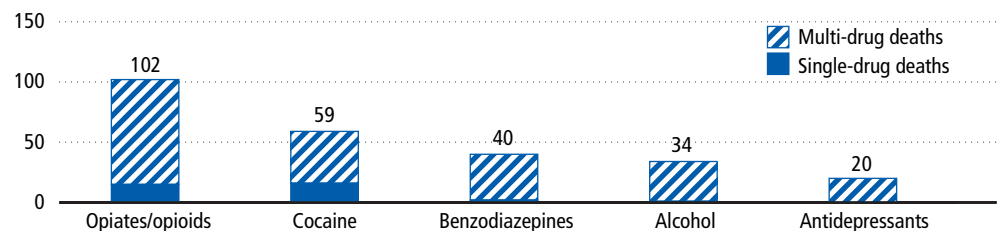
<sup>2</sup> Includes MDMA (Ecstasy), GHB, flunitrazepam (Rohypnol), and ketamine.

<sup>3</sup> Includes PCP, LSD, and miscellaneous hallucinogens.

## Death rates by gender and age: Drug misuse, 2004



## Top 5 drugs involved: Drug misuse deaths, 2004



-- Indicates a number less than 4 has been suppressed.

SOURCE: Office of Applied Studies, SAMHSA, Drug Abuse Warning Network 2004 (11/2005 update).

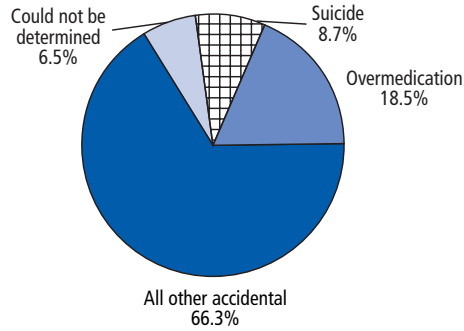
# Philadelphia-Camden-Wilmington, PA-NJ-DE-MD: Camden County, NJ



## Camden County, NJ: Deaths and population, 2004

<b>Deaths reported to DAWN</b>	
Drug misuse.....	84
Suicide.....	8
<b>Population.....</b>	<b>516,282</b>
<b>Deaths per 1,000,000 population</b>	
Drug misuse.....	162.7
Suicide.....	15.5

## Deaths by case type, 2004



## Causes of death, 2004

<b>Drug misuse</b>	<b>Deaths</b>
Any drug-related cause	77
Abuse	0
Drug or alcohol	77
Toxic effects	76
Body systems (includes infections)	5
Accidents and injuries	--

## Place of death, 2004

<b>Drug misuse</b>	<b>Deaths</b>
Health care facility	13
Home	48
Public place	5
Other	18
Not documented	0

## Drug-related deaths by drug category, 2003-2004

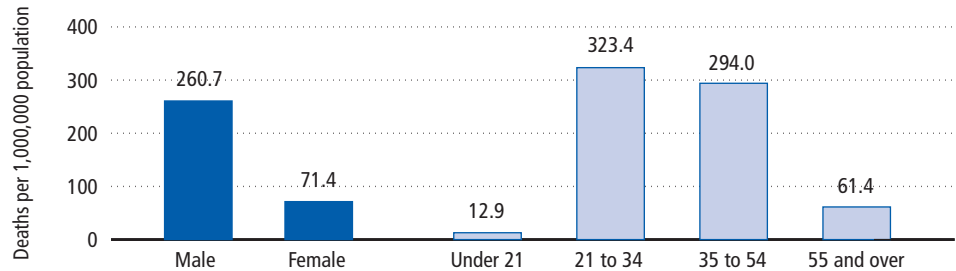
Drug category	Drug misuse			Suicide		
	Deaths, 2003	Deaths, 2004	Single-drug deaths, 2004	Deaths, 2003	Deaths, 2004	Single-drug deaths, 2004
<b>ALL DRUGS</b>	<b>62</b>	<b>84</b>	<b>--</b>	<b>9</b>	<b>8</b>	<b>--</b>
Alcohol <sup>1</sup>	23	27	--	--	--	--
Cocaine	27	41	--	--	0	--
Marijuana	12	15	--	--	0	--
Stimulants	--	--	--	0	0	--
Club drugs <sup>2</sup>	--	--	--	0	0	--
Hallucinogens <sup>3</sup>	--	0	--	0	0	--
Inhalants	0	0	--	--	0	--
Antidepressants	5	9	--	6	--	--
Antipsychotics	--	--	--	--	--	--
Benzodiazepines	21	41	--	--	--	--
Misc. anxiolytics, sedatives, and hypnotics	10	4	--	4	0	--
Opiates/opioids	46	70	--	--	6	--
Heroin (specified)	16	18	--	0	--	--
Methadone	7	28	--	--	--	--
All other opiates/opioids	36	56	--	--	5	--
Nonsteroidal anti-inflammatory agents	0	0	--	--	0	--
Salicylates/combinations	--	0	--	0	0	--
Misc. analgesics/combinations	14	22	--	--	--	--
Anticonvulsants	--	--	--	0	--	--
Muscle relaxants	--	--	--	--	--	--

<sup>1</sup> Includes alcohol in combination with other drugs (all ages) and alcohol alone in decedents under age 21.

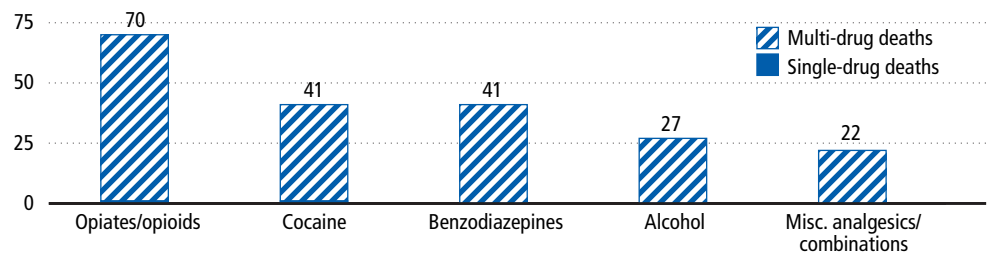
<sup>2</sup> Includes MDMA (Ecstasy), GHB, flunitrazepam (Rohypnol), and ketamine.

<sup>3</sup> Includes PCP, LSD, and miscellaneous hallucinogens.

## Death rates by gender and age: Drug misuse, 2004



## Top 5 drugs involved: Drug misuse deaths, 2004



-- Indicates a number less than 4 has been suppressed.

SOURCE: Office of Applied Studies, SAMHSA, Drug Abuse Warning Network 2004 (11/2005 update).

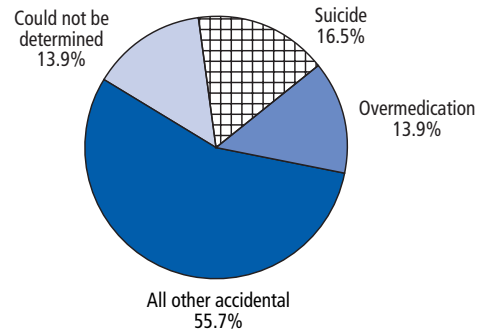
# Philadelphia-Camden-Wilmington, PA-NJ-DE-MD: Delaware County, PA



## Delaware County, PA: Deaths and population, 2004

<b>Deaths reported to DAWN</b>	
Drug misuse.....	66
Suicide.....	13
<b>Population.....</b>	<b>555,040</b>
<b>Deaths per 1,000,000 population</b>	
Drug misuse.....	118.9
Suicide.....	23.4

## Deaths by case type, 2004



## Causes of death, 2004

<b>Drug misuse</b>	<b>Deaths</b>
Any drug-related cause	63
Abuse	0
Drug or alcohol	63
Toxic effects	61
Body systems (includes infections)	7
Accidents and injuries	--

## Place of death, 2004

<b>Drug misuse</b>	<b>Deaths</b>
Health care facility	15
Home	40
Public place	0
Other	11
Not documented	0

## Drug-related deaths by drug category, 2003-2004

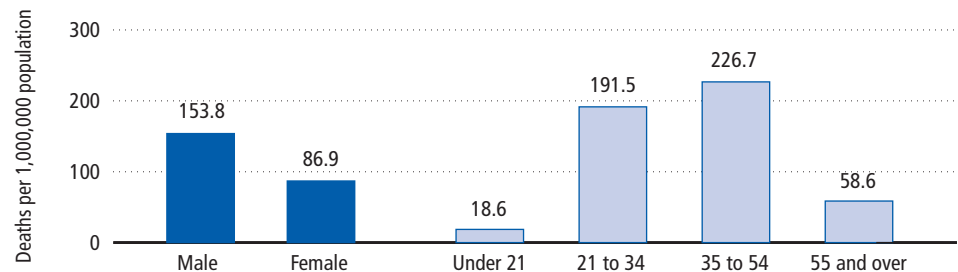
Drug category	Drug misuse			Suicide		
	Deaths, 2003	Deaths, 2004	Single-drug deaths, 2004	Deaths, 2003	Deaths, 2004	Single-drug deaths, 2004
<b>ALL DRUGS</b>	<b>69</b>	<b>66</b>	<b>11</b>	<b>16</b>	<b>13</b>	<b>--</b>
Alcohol <sup>1</sup>	19	19	--	7	--	--
Cocaine	30	29	6	4	0	--
Marjuana	--	4	0	--	--	--
Stimulants	--	--	0	0	0	--
Club drugs <sup>2</sup>	0	--	0	0	0	--
Hallucinogens <sup>3</sup>	4	--	0	0	0	--
Inhalants	--	--	--	--	0	--
Antidepressants	17	13	0	7	7	--
Antipsychotics	4	0	0	--	--	--
Benzodiazepines	23	26	0	4	5	--
Misc. anxiolytics, sedatives, and hypnotics	5	5	0	0	--	--
Opiates/opioids	49	50	--	9	7	--
Heroin (specified)	--	--	0	0	0	--
Methadone	13	12	--	--	--	--
All other opiates/opioids	36	38	--	8	7	--
Nonsteroidal anti-inflammatory agents	0	--	0	0	--	--
Salicylates/combinations	--	0	0	0	--	--
Misc. analgesics/combinations	5	6	0	4	5	--
Anticonvulsants	--	--	0	--	0	--
Muscle relaxants	--	4	0	--	--	--

<sup>1</sup> Includes alcohol in combination with other drugs (all ages) and alcohol alone in decedents under age 21.

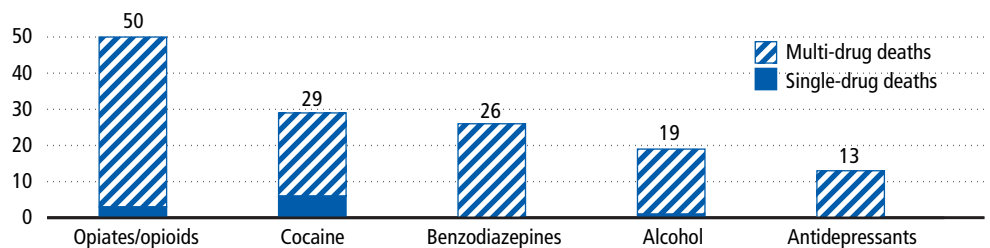
<sup>2</sup> Includes MDMA (Ecstasy), GHB, flunitrazepam (Rohypnol), and ketamine.

<sup>3</sup> Includes PCP, LSD, and miscellaneous hallucinogens.

## Death rates by gender and age: Drug misuse, 2004



## Top 5 drugs involved: Drug misuse deaths, 2004



-- Indicates a number less than 4 has been suppressed.

SOURCE: Office of Applied Studies, SAMHSA, Drug Abuse Warning Network 2004 (11/2005 update).

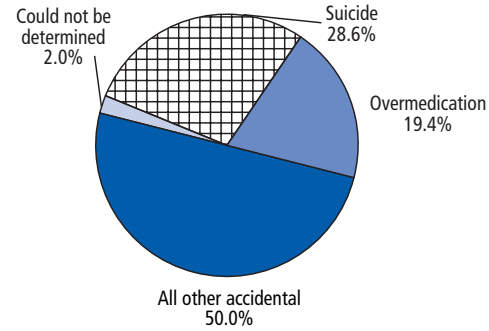
# Philadelphia-Camden-Wilmington, PA-NJ-DE-MD: Montgomery County, PA



## Montgomery County, PA: Deaths and population, 2004

<b>Deaths reported to DAWN</b>	
Drug misuse.....	70
Suicide.....	28
<b>Population.....</b>	<b>774,029</b>
<b>Deaths per 1,000,000 population</b>	
Drug misuse.....	90.4
Suicide.....	36.2

## Deaths by case type, 2004



## Causes of death, 2004

<b>Drug misuse</b>	<b>Deaths</b>
Any drug-related cause.....	61
Abuse.....	0
Drug or alcohol.....	58
Toxic effects.....	58
Body systems (includes infections).....	5
Accidents and injuries.....	8

## Place of death, 2004

<b>Drug misuse</b>	<b>Deaths</b>
Health care facility.....	23
Home.....	32
Public place.....	--
Other.....	13
Not documented.....	0

## Drug-related deaths by drug category, 2003-2004

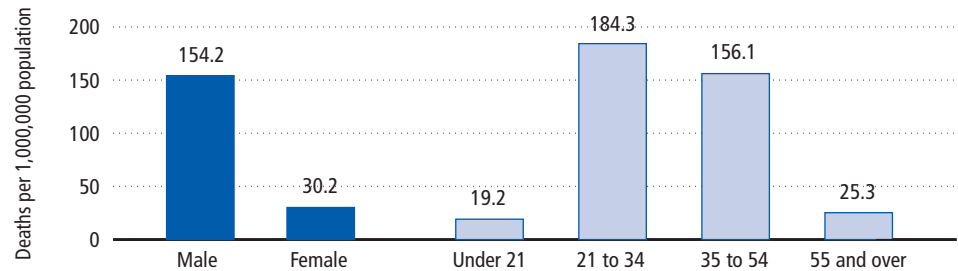
Drug category	Drug misuse			Suicide		
	Deaths, 2003	Deaths, 2004	Single-drug deaths, 2004	Deaths, 2003	Deaths, 2004	Single-drug deaths, 2004
<b>ALL DRUGS</b>	<b>66</b>	<b>70</b>	<b>18</b>	<b>30</b>	<b>28</b>	<b>5</b>
Alcohol <sup>1</sup>	18	11	0	7	8	0
Cocaine	26	27	8	--	5	--
Marijuana	14	15	--	--	--	0
Stimulants	4	--	0	--	--	0
Club drugs <sup>2</sup>	0	0	0	--	0	0
Hallucinogens <sup>3</sup>	0	0	0	0	0	0
Inhalants	0	0	0	0	0	0
Antidepressants	10	18	--	8	14	--
Antipsychotics	--	--	0	0	--	0
Benzodiazepines	24	27	--	13	8	--
Misc. anxiolytics, sedatives, and hypnotics	5	8	0	7	8	0
Opiates/opioids	35	38	4	8	9	0
Heroin (specified)	--	4	--	0	--	0
Methadone	4	8	--	--	--	0
All other opiates/opioids	30	31	--	7	8	0
Nonsteroidal anti-inflammatory agents	0	--	0	0	0	0
Salicylates/combinations	--	--	0	--	0	0
Misc. analgesics/combinations	4	8	0	--	7	0
Anticonvulsants	--	--	0	0	--	0
Muscle relaxants	4	6	0	--	--	0

<sup>1</sup> Includes alcohol in combination with other drugs (all ages) and alcohol alone in decedents under age 21.

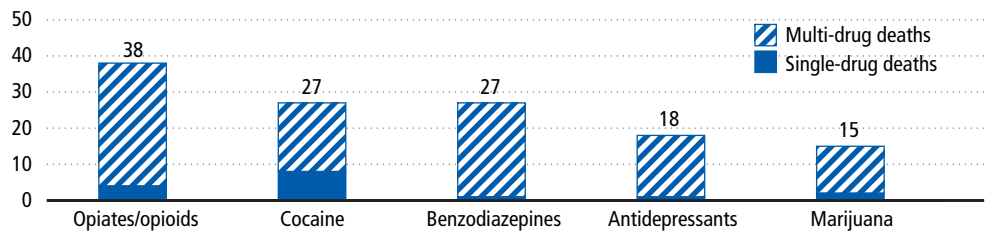
<sup>2</sup> Includes MDMA (Ecstasy), GHB, flunitrazepam (Rohypnol), and ketamine.

<sup>3</sup> Includes PCP, LSD, and miscellaneous hallucinogens.

## Death rates by gender and age: Drug misuse, 2004



## Top 5 drugs involved: Drug misuse deaths, 2004



-- Indicates a number less than 4 has been suppressed.

SOURCE: Office of Applied Studies, SAMHSA, Drug Abuse Warning Network 2004 (11/2005 update).

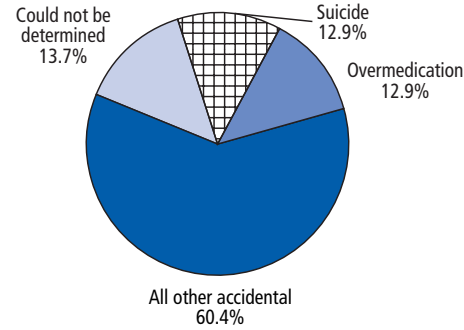
# Portland-Vancouver-Beaverton, OR-WA: Multnomah County, OR



## Multnomah County, OR: Deaths and population, 2004

<b>Deaths reported to DAWN</b>	
Drug misuse.....	121
Suicide.....	18
<b>Population.....</b>	<b>672,161</b>
<b>Deaths per 1,000,000 population</b>	
Drug misuse.....	180.0
Suicide.....	26.8

## Deaths by case type, 2004



## Causes of death, 2004

<b>Drug misuse</b>	<b>Deaths</b>
Any drug-related cause	121
Abuse	16
Drug or alcohol	121
Toxic effects	95
Body systems (includes infections)	--
Accidents and injuries	0

## Place of death, 2004

<b>Drug misuse</b>	<b>Deaths</b>
Health care facility	10
Home	74
Public place	11
Other	25
Not documented	--

## Drug-related deaths by drug category, 2003-2004

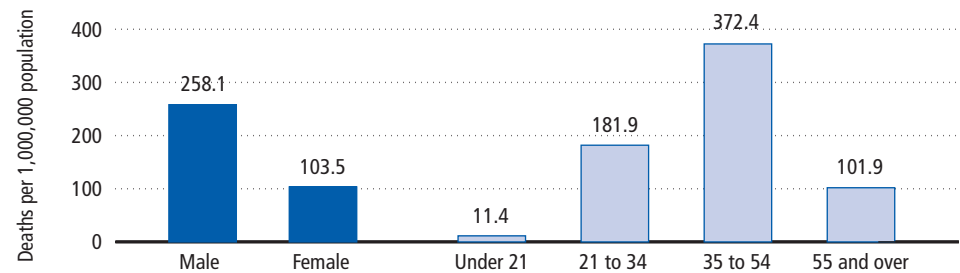
Drug category	Drug misuse			Suicide		
	Deaths, 2003	Deaths, 2004	Single-drug deaths, 2004	Deaths, 2003	Deaths, 2004	Single-drug deaths, 2004
<b>ALL DRUGS</b>	<b>119</b>	<b>121</b>	<b>16</b>	<b>17</b>	<b>18</b>	<b>--</b>
Alcohol <sup>1</sup>	43	49	0	9	8	--
Cocaine	45	48	4	0	0	--
Marijuana	13	11	0	--	--	--
Stimulants	19	19	--	--	--	--
Club drugs <sup>2</sup>	0	--	0	0	0	--
Hallucinogens <sup>3</sup>	0	0	0	0	0	--
Inhalants	--	--	--	0	0	--
Antidepressants	33	26	0	9	10	--
Antipsychotics	6	--	0	--	4	--
Benzodiazepines	26	25	0	--	4	--
Misc. anxiolytics, sedatives, and hypnotics	7	10	0	4	--	--
Opiates/opioids	95	103	9	7	7	--
Heroin (specified)	32	57	5	0	0	--
Methadone	22	27	4	--	--	--
All other opiates/opioids	71	41	0	6	4	--
Nonsteroidal anti-inflammatory agents	0	0	0	0	0	--
Salicylates/combinations	--	0	0	0	--	--
Misc. analgesics/combinations	--	--	0	--	--	--
Anticonvulsants	--	--	0	0	--	--
Muscle relaxants	4	--	0	--	--	--

<sup>1</sup> Includes alcohol in combination with other drugs (all ages) and alcohol alone in decedents under age 21.

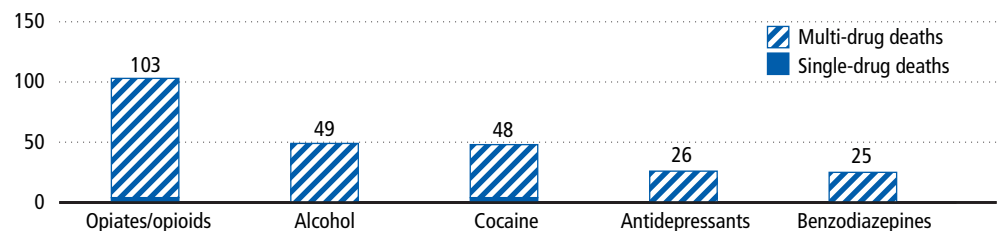
<sup>2</sup> Includes MDMA (Ecstasy), GHB, flunitrazepam (Rohypnol), and ketamine.

<sup>3</sup> Includes PCP, LSD, and miscellaneous hallucinogens.

## Death rates by gender and age: Drug misuse, 2004



## Top 5 drugs involved: Drug misuse deaths, 2004



-- Indicates a number less than 4 has been suppressed.

SOURCE: Office of Applied Studies, SAMHSA, Drug Abuse Warning Network 2004 (11/2005 update).

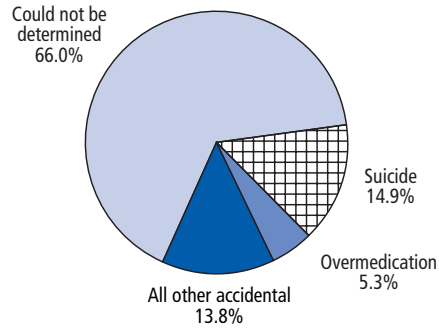
# Salt Lake City, UT: Salt Lake County, UT



## Salt Lake County, UT: Deaths and population, 2004

<b>Deaths reported to DAWN</b>	
Drug misuse .....	160
Suicide .....	28
<b>Population .....</b>	<b>935,295</b>
<b>Deaths per 1,000,000 population</b>	
Drug misuse .....	171.1
Suicide .....	29.9

## Deaths by case type, 2004



## Causes of death, 2004

<b>Drug misuse</b>	<b>Deaths</b>
Any drug-related cause .....	158
Abuse .....	15
Drug or alcohol .....	158
Toxic effects .....	155
Body systems (includes infections) .....	15
Accidents and injuries .....	0

## Place of death, 2004

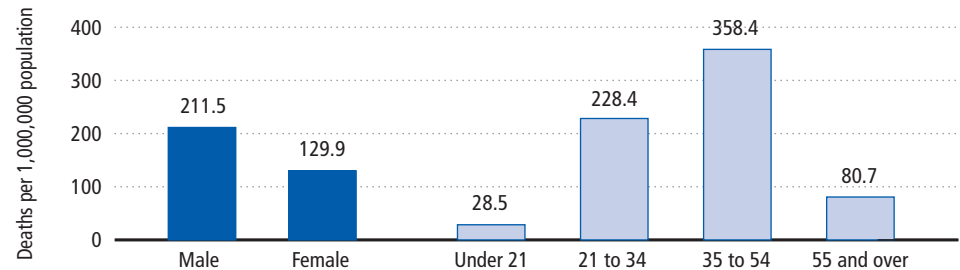
<b>Drug misuse</b>	<b>Deaths</b>
Health care facility .....	40
Home .....	106
Public place .....	7
Other .....	7
Not documented .....	0

## Drug-related deaths by drug category, 2003-2004

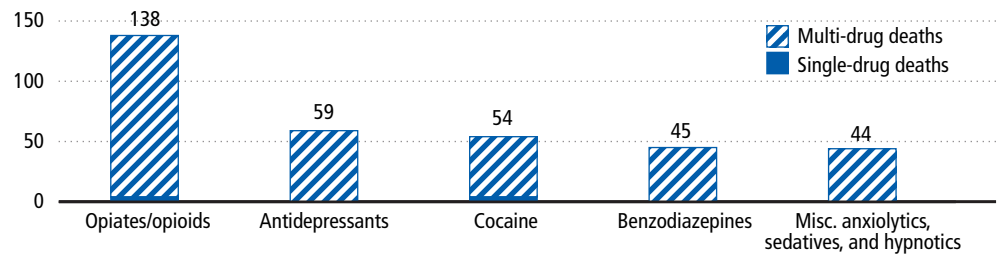
Drug category	Drug misuse			Suicide		
	Deaths, 2003	Deaths, 2004	Single-drug deaths, 2004	Deaths, 2003	Deaths, 2004	Single-drug deaths, 2004
<b>ALL DRUGS</b>	<b>175</b>	<b>160</b>	<b>11</b>	<b>30</b>	<b>28</b>	<b>6</b>
Alcohol <sup>1</sup>	31	43	0	7	--	0
Cocaine	63	54	4	4	--	--
Marijuana	7	12	0	0	0	0
Stimulants	34	36	0	4	--	0
Club drugs <sup>2</sup>	--	--	0	0	0	0
Hallucinogens <sup>3</sup>	0	0	0	0	0	0
Inhalants	--	--	0	0	0	0
Antidepressants	63	59	0	12	17	--
Antipsychotics	8	5	0	5	7	0
Benzodiazepines	35	45	0	8	5	0
Misc. anxiolytics, sedatives, and hypnotics	41	44	0	12	14	--
Opiates/opioids	140	138	5	12	12	--
Heroin (specified)	22	17	--	0	0	0
Methadone	46	48	--	--	--	--
All other opiates/opioids	94	93	--	12	10	0
Nonsteroidal anti-inflammatory agents	--	--	0	0	--	0
Salicylates/combinations	0	0	0	0	0	0
Misc. analgesics/combinations	18	19	--	9	6	0
Anticonvulsants	11	11	0	0	--	--
Muscle relaxants	23	13	0	4	--	0

<sup>1</sup> Includes alcohol in combination with other drugs (all ages) and alcohol alone in decedents under age 21.  
<sup>2</sup> Includes MDMA (Ecstasy), GHB, flunitrazepam (Rohypnol), and ketamine.  
<sup>3</sup> Includes PCP, LSD, and miscellaneous hallucinogens.

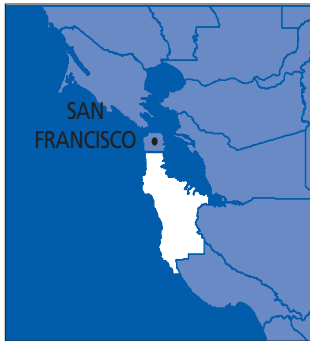
## Death rates by gender and age: Drug misuse, 2004



## Top 5 drugs involved: Drug misuse deaths, 2004



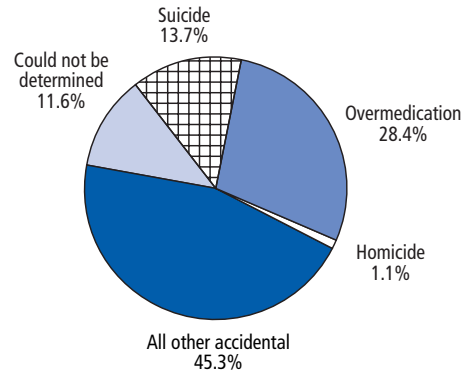
# San Francisco-Oakland-Fremont, CA: San Mateo County, CA



## San Mateo County, CA: Deaths and population, 2004

<b>Deaths reported to DAWN</b>	
Drug misuse.....	82
Suicide.....	13
<b>Population.....</b>	<b>699,216</b>
<b>Deaths per 1,000,000 population</b>	
Drug misuse.....	117.3
Suicide.....	18.6

## Deaths by case type, 2004



## Causes of death, 2004

<b>Drug misuse</b>	<b>Deaths</b>
Any drug-related cause.....	55
Abuse.....	0
Drug or alcohol.....	55
Toxic effects.....	54
Body systems (includes infections).....	31
Accidents and injuries.....	11

## Place of death, 2004

<b>Drug misuse</b>	<b>Deaths</b>
Health care facility.....	18
Home.....	47
Public place.....	12
Other.....	5
Not documented.....	0

## Drug-related deaths by drug category, 2003-2004

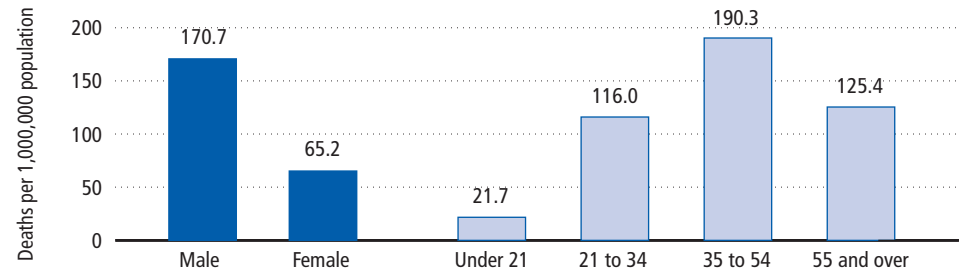
Drug category	Drug misuse			Suicide		
	Deaths, 2003	Deaths, 2004	Single-drug deaths, 2004	Deaths, 2003	Deaths, 2004	Single-drug deaths, 2004
<b>ALL DRUGS</b>	<b>58</b>	<b>82</b>	<b>8</b>	<b>15</b>	<b>13</b>	<b>--</b>
Alcohol <sup>1</sup>	14	20	0	6	--	--
Cocaine	18	17	--	5	--	--
Marijuana	--	--	0	0	0	--
Stimulants	15	22	--	4	--	--
Club drugs <sup>2</sup>	--	0	0	0	0	--
Hallucinogens <sup>3</sup>	0	0	0	0	0	--
Inhalants	0	--	0	0	--	--
Antidepressants	15	20	--	4	5	--
Antipsychotics	--	5	0	--	--	--
Benzodiazepines	7	13	0	0	5	--
Misc. anxiolytics, sedatives, and hypnotics	--	15	0	4	4	--
Opiates/opioids	23	41	4	5	5	--
Heroin (specified)	--	--	0	0	--	--
Methadone	--	6	--	0	0	--
All other opiates/opioids	20	38	--	5	5	--
Nonsteroidal anti-inflammatory agents	0	0	0	0	0	--
Salicylates/combinations	0	0	0	0	0	--
Misc. analgesics/combinations	11	15	0	--	--	--
Anticonvulsants	0	8	0	--	--	--
Muscle relaxants	0	7	0	0	0	--

<sup>1</sup> Includes alcohol in combination with other drugs (all ages) and alcohol alone in decedents under age 21.

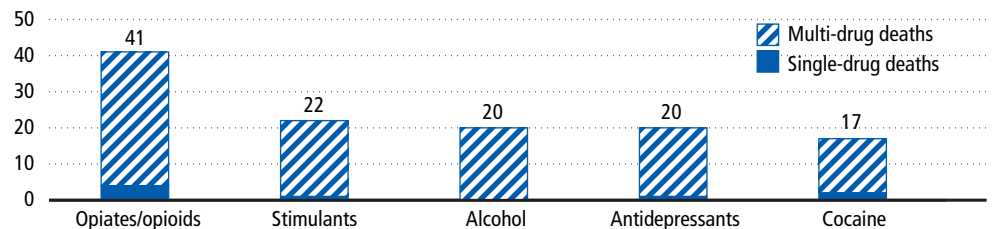
<sup>2</sup> Includes MDMA (Ecstasy), GHB, flunitrazepam (Rohypnol), and ketamine.

<sup>3</sup> Includes PCP, LSD, and miscellaneous hallucinogens.

## Death rates by gender and age: Drug misuse, 2004



## Top 5 drugs involved: Drug misuse deaths, 2004



-- Indicates a number less than 4 has been suppressed.

SOURCE: Office of Applied Studies, SAMHSA, Drug Abuse Warning Network 2004 (11/2005 update).

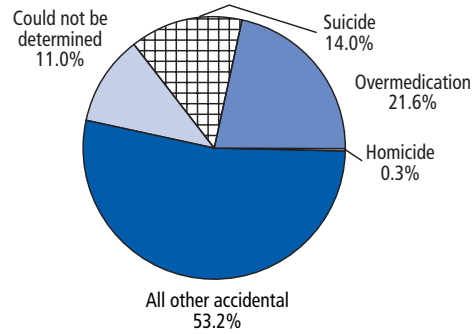
# Seattle-Tacoma-Bellevue, WA: King County, WA



## King County, WA: Deaths and population, 2004

<b>Deaths reported to DAWN</b>	
Drug misuse.....	259
Suicide.....	42
<b>Population.....</b>	<b>1,777,143</b>
<b>Deaths per 1,000,000 population</b>	
Drug misuse.....	145.7
Suicide.....	23.6

## Deaths by case type, 2004



## Causes of death, 2004

Drug misuse	Deaths
Any drug-related cause	231
Abuse	10
Drug or alcohol	230
Toxic effects	217
Body systems (includes infections)	54
Accidents and injuries	19

## Place of death, 2004

Drug misuse	Deaths
Health care facility	61
Home	133
Public place	33
Other	32
Not documented	0

## Drug-related deaths by drug category, 2003-2004

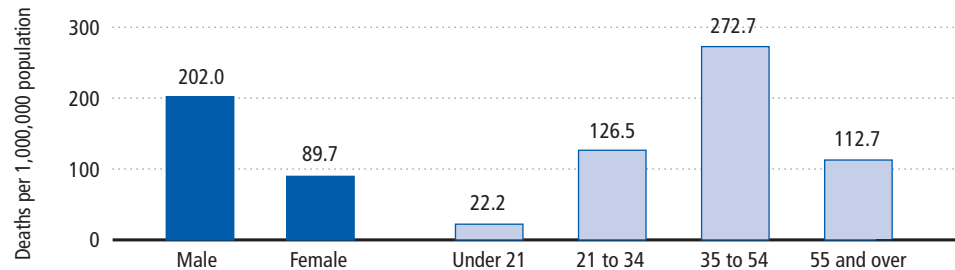
Drug category	Drug misuse			Suicide		
	Deaths, 2003	Deaths, 2004	Single-drug deaths, 2004	Deaths, 2003	Deaths, 2004	Single-drug deaths, 2004
<b>ALL DRUGS</b>	<b>154</b>	<b>259</b>	<b>67</b>	<b>28</b>	<b>42</b>	<b>14</b>
Alcohol <sup>1</sup>	33	75	--	8	11	0
Cocaine	46	99	20	--	--	--
Marijuana	0	5	0	0	0	0
Stimulants	16	25	7	0	0	0
Club drugs <sup>2</sup>	--	--	0	0	0	0
Hallucinogens <sup>3</sup>	0	--	--	0	0	0
Inhalants	0	--	0	0	--	--
Antidepressants	62	68	--	19	21	--
Antipsychotics	7	6	0	0	--	0
Benzodiazepines	28	36	0	5	8	0
Misc. anxiolytics, sedatives, and hypnotics	29	32	0	8	13	--
Opiates/opioids	114	177	22	11	11	--
Heroin (specified)	18	42	13	--	--	0
Methadone	44	67	4	--	--	0
All other opiates/opioids	67	94	5	10	9	--
Nonsteroidal anti-inflammatory agents	--	0	0	0	--	0
Salicylates/combinations	--	--	--	--	4	--
Misc. analgesics/combinations	5	12	4	5	6	--
Anticonvulsants	15	15	0	--	4	0
Muscle relaxants	10	11	0	4	0	0

<sup>1</sup> Includes alcohol in combination with other drugs (all ages) and alcohol alone in decedents under age 21.

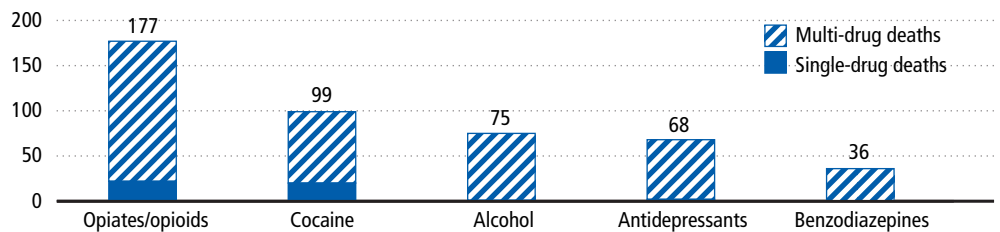
<sup>2</sup> Includes MDMA (Ecstasy), GHB, flunitrazepam (Rohypnol), and ketamine.

<sup>3</sup> Includes PCP, LSD, and miscellaneous hallucinogens.

## Death rates by gender and age: Drug misuse, 2004



## Top 5 drugs involved: Drug misuse deaths, 2004



-- Indicates a number less than 4 has been suppressed.

SOURCE: Office of Applied Studies, SAMHSA, Drug Abuse Warning Network 2004 (11/2005 update).



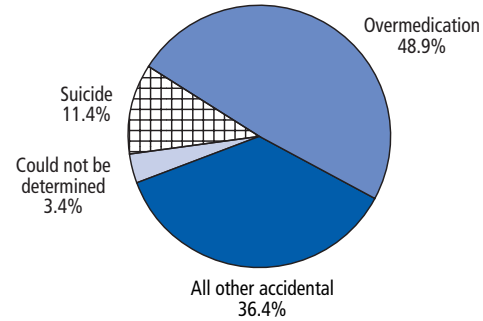
# Seattle-Tacoma-Bellevue, WA: Snohomish County, WA



## Snohomish County, WA: Deaths and population, 2004

<b>Deaths reported to DAWN</b>	
Drug misuse.....	78
Suicide.....	10
<b>Population.....</b>	<b>644,274</b>
<b>Deaths per 1,000,000 population</b>	
Drug misuse.....	121.1
Suicide.....	15.5

## Deaths by case type, 2004



## Causes of death, 2004

<b>Drug misuse</b>	<b>Deaths</b>
Any drug-related cause	74
Abuse	0
Drug or alcohol	74
Toxic effects	74
Body systems (includes infections)	9
Accidents and injuries	0

## Place of death, 2004

<b>Drug misuse</b>	<b>Deaths</b>
Health care facility	15
Home	50
Public place	--
Other	11
Not documented	0

## Drug-related deaths by drug category, 2003-2004

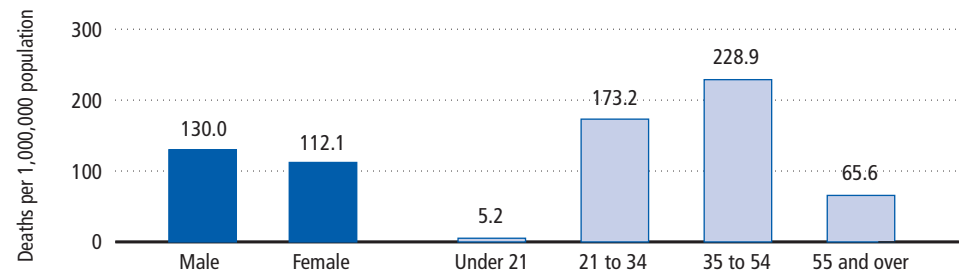
Drug category	Drug misuse			Suicide		
	Deaths, 2003	Deaths, 2004	Single-drug deaths, 2004	Deaths, 2003	Deaths, 2004	Single-drug deaths, 2004
<b>ALL DRUGS</b>	<b>65</b>	<b>78</b>	<b>16</b>	<b>15</b>	<b>10</b>	<b>--</b>
Alcohol <sup>1</sup>	15	14	0	5	4	--
Cocaine	19	17	5	--	--	--
Marijuana	0	0	0	0	--	--
Stimulants	10	6	4	--	--	--
Club drugs <sup>2</sup>	--	0	0	0	0	--
Hallucinogens <sup>3</sup>	0	0	0	0	0	--
Inhalants	--	--	--	0	0	--
Antidepressants	24	33	0	8	6	--
Antipsychotics	--	--	0	--	0	--
Benzodiazepines	24	23	0	4	--	--
Misc. anxiolytics, sedatives, and hypnotics	9	11	0	--	--	--
Opiates/opioids	51	62	6	6	7	--
Heroin (specified)	--	--	0	0	0	--
Methadone	23	33	--	0	--	--
All other opiates/opioids	32	36	--	6	7	--
Nonsteroidal anti-inflammatory agents	--	--	0	0	--	--
Salicylates/combinations	0	0	0	--	0	--
Misc. analgesics/combinations	--	10	0	--	--	--
Anticonvulsants	7	7	0	0	--	--
Muscle relaxants	4	8	0	--	--	--

<sup>1</sup> Includes alcohol in combination with other drugs (all ages) and alcohol alone in decedents under age 21.

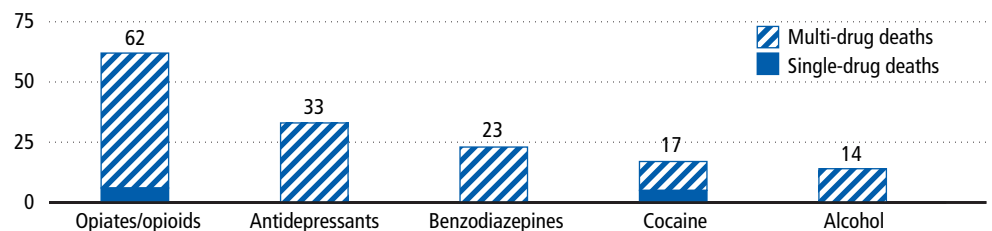
<sup>2</sup> Includes MDMA (Ecstasy), GHB, flunitrazepam (Rohypnol), and ketamine.

<sup>3</sup> Includes PCP, LSD, and miscellaneous hallucinogens.

## Death rates by gender and age: Drug misuse, 2004



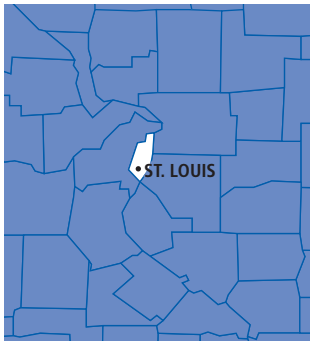
## Top 5 drugs involved: Drug misuse deaths, 2004



-- Indicates a number less than 4 has been suppressed.

SOURCE: Office of Applied Studies, SAMHSA, Drug Abuse Warning Network 2004 (11/2005 update).

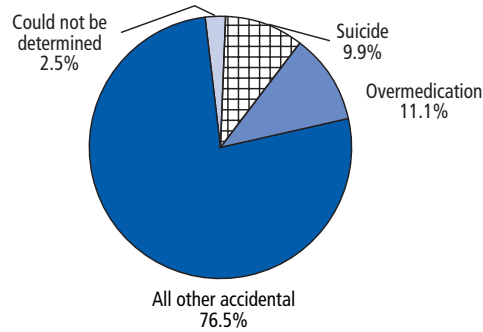
# St. Louis, MO-IL: St. Louis City, MO



## St. Louis City, MO: Deaths and population, 2004

<b>Deaths reported to DAWN</b>	
Drug misuse.....	73
Suicide.....	8
<b>Population.....</b>	<b>343,279</b>
<b>Deaths per 1,000,000 population</b>	
Drug misuse.....	212.7
Suicide.....	23.3

## Deaths by case type, 2004



## Causes of death, 2004

<b>Drug misuse</b>	<b>Deaths</b>
Any drug-related cause	73
Abuse	0
Drug or alcohol	73
Toxic effects	53
Body systems (includes infections)	26
Accidents and injuries	0

## Place of death, 2004

<b>Drug misuse</b>	<b>Deaths</b>
Health care facility	38
Home	20
Public place	0
Other	15
Not documented	0

## Drug-related deaths by drug category, 2003-2004

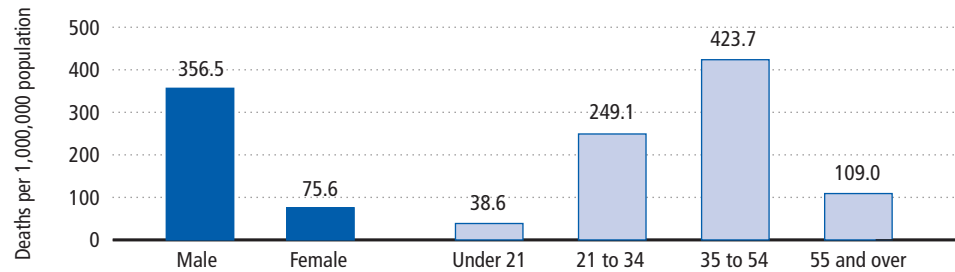
Drug category	Drug misuse			Suicide		
	Deaths, 2003	Deaths, 2004	Single-drug deaths, 2004	Deaths, 2003	Deaths, 2004	Single-drug deaths, 2004
<b>ALL DRUGS</b>	<b>88</b>	<b>73</b>	<b>27</b>	<b>14</b>	<b>8</b>	<b>--</b>
Alcohol <sup>1</sup>	23	26	0	5	4	--
Cocaine	43	37	17	--	--	--
Marijuana	5	--	0	0	0	--
Stimulants	--	--	--	0	0	--
Club drugs <sup>2</sup>	0	0	0	0	0	--
Hallucinogens <sup>3</sup>	0	0	0	0	0	--
Inhalants	0	0	0	0	0	--
Antidepressants	4	--	0	--	--	--
Antipsychotics	--	0	0	--	--	--
Benzodiazepines	8	8	0	--	--	--
Misc. anxiolytics, sedatives, and hypnotics	0	0	0	--	0	--
Opiates/opioids	42	40	9	6	4	--
Heroin (specified)	21	24	6	0	0	--
Methadone	6	--	--	--	0	--
All other opiates/opioids	21	18	--	5	4	--
Nonsteroidal anti-inflammatory agents	0	0	0	0	0	--
Salicylates/combinations	0	0	0	0	0	--
Misc. analgesics/combinations	8	5	0	4	--	--
Anticonvulsants	--	0	0	0	0	--
Muscle relaxants	0	0	0	0	--	--

<sup>1</sup> Includes alcohol in combination with other drugs (all ages) and alcohol alone in decedents under age 21.

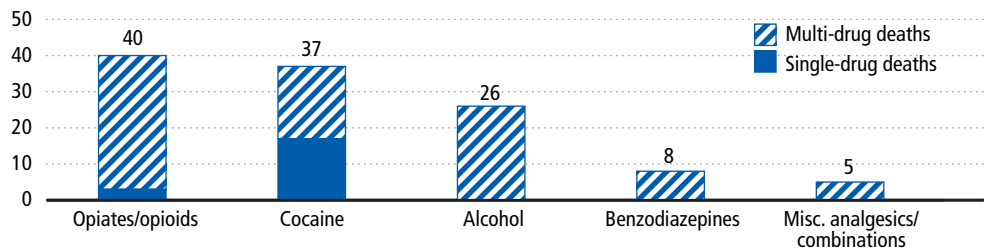
<sup>2</sup> Includes MDMA (Ecstasy), GHB, flunitrazepam (Rohypnol), and ketamine.

<sup>3</sup> Includes PCP, LSD, and miscellaneous hallucinogens.

## Death rates by gender and age: Drug misuse, 2004



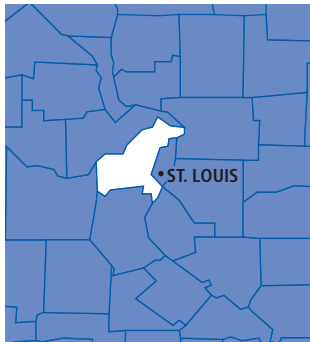
## Top 5 drugs involved: Drug misuse deaths, 2004



-- Indicates a number less than 4 has been suppressed.

SOURCE: Office of Applied Studies, SAMHSA, Drug Abuse Warning Network 2004 (11/2005 update).

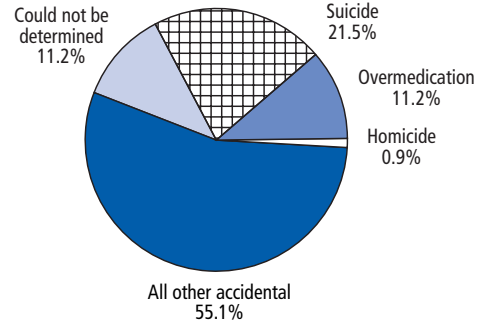
# St. Louis, MO-IL: St. Louis County, MO



## St. Louis County, MO: Deaths and population, 2004

<b>Deaths reported to DAWN</b>	
Drug misuse.....	.84
Suicide.....	.23
<b>Population.....</b>	
	1,009,235
<b>Deaths per 1,000,000 population</b>	
Drug misuse.....	.83.2
Suicide.....	.22.8

## Deaths by case type, 2004



## Causes of death, 2004

Drug misuse	Deaths
Any drug-related cause	76
Abuse	--
Drug or alcohol	76
Toxic effects	69
Body systems (includes infections)	9
Accidents and injuries	10

## Place of death, 2004

Drug misuse	Deaths
Health care facility	43
Home	29
Public place	6
Other	6
Not documented	0

## Drug-related deaths by drug category, 2003-2004

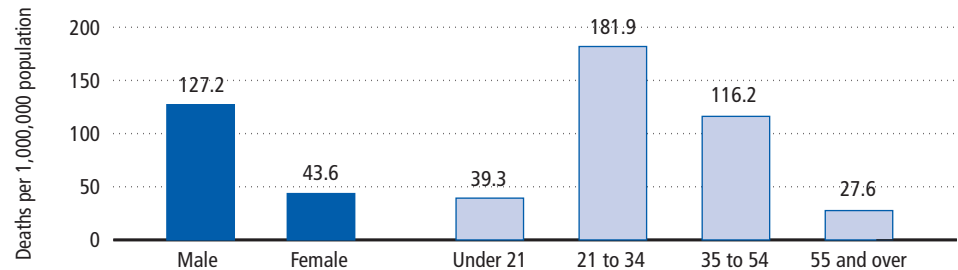
Drug category	Drug misuse			Suicide		
	Deaths, 2003	Deaths, 2004	Single-drug deaths, 2004	Deaths, 2003	Deaths, 2004	Single-drug deaths, 2004
<b>ALL DRUGS</b>	<b>62</b>	<b>84</b>	<b>39</b>	<b>32</b>	<b>23</b>	<b>9</b>
Alcohol <sup>1</sup>	15	34	5	8	9	--
Cocaine	24	26	12	--	4	0
Marijuana	0	0	0	0	0	0
Stimulants	--	4	4	--	0	0
Club drugs <sup>2</sup>	0	0	0	0	0	0
Hallucinogens <sup>3</sup>	--	0	0	0	0	0
Inhalants	0	--	--	0	0	0
Antidepressants	--	6	0	14	7	--
Antipsychotics	--	0	0	--	--	0
Benzodiazepines	4	7	0	--	--	--
Misc. anxiolytics, sedatives, and hypnotics	--	--	0	--	--	0
Opiates/opioids	39	54	16	10	6	--
Heroin (specified)	13	25	8	0	0	0
Methadone	11	5	--	--	--	--
All other opiates/opioids	17	25	7	9	5	--
Nonsteroidal anti-inflammatory agents	0	0	0	0	0	0
Salicylates/combinations	--	--	--	0	--	0
Misc. analgesics/combinations	--	--	0	7	5	0
Anticonvulsants	0	0	0	0	--	--
Muscle relaxants	--	--	0	0	0	0

<sup>1</sup> Includes alcohol in combination with other drugs (all ages) and alcohol alone in decedents under age 21.

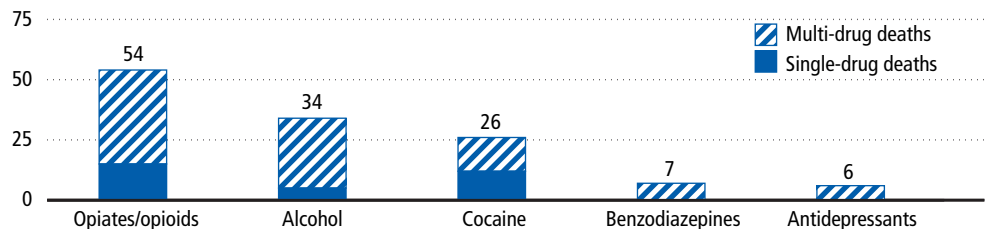
<sup>2</sup> Includes MDMA (Ecstasy), GHB, flunitrazepam (Rohypnol), and ketamine.

<sup>3</sup> Includes PCP, LSD, and miscellaneous hallucinogens.

## Death rates by gender and age: Drug misuse, 2004



## Top 5 drugs involved: Drug misuse deaths, 2004



-- Indicates a number less than 4 has been suppressed.

SOURCE: Office of Applied Studies, SAMHSA, Drug Abuse Warning Network 2004 (11/2005 update).

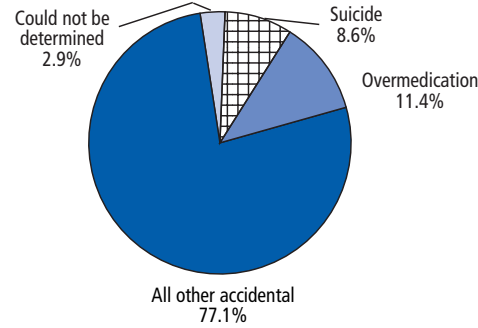
# Washington-Arlington-Alexandria, DC-VA-MD-WV: District of Columbia



## District of Columbia: Deaths and population, 2004

<b>Deaths reported to DAWN</b>	
Drug misuse.....	96
Suicide.....	9
<b>Population.....</b>	<b>553,523</b>
<b>Deaths per 1,000,000 population</b>	
Drug misuse.....	173.4
Suicide.....	16.3

## Deaths by case type, 2004



## Causes of death, 2004

<b>Drug misuse</b>	<b>Deaths</b>
Any drug-related cause	96
Abuse	4
Drug or alcohol	96
Toxic effects	89
Body systems (includes infections)	34
Accidents and injuries	--

## Place of death, 2004

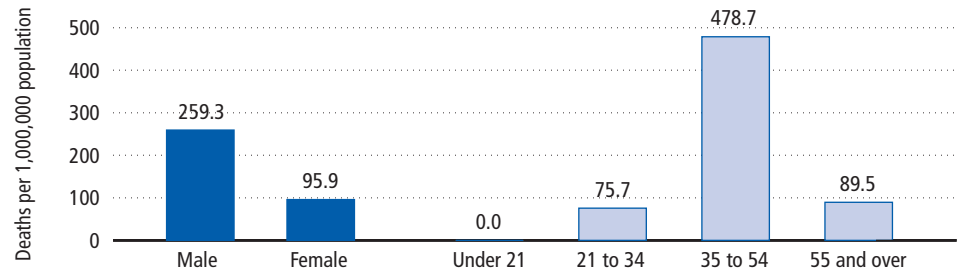
<b>Drug misuse</b>	<b>Deaths</b>
Health care facility	41
Home	22
Public place	8
Other	15
Not documented	10

## Drug-related deaths by drug category, 2003-2004

Drug category	Drug misuse			Suicide		
	Deaths, 2003	Deaths, 2004	Single-drug deaths, 2004	Deaths, 2003	Deaths, 2004	Single-drug deaths, 2004
<b>ALL DRUGS</b>	<b>147</b>	<b>96</b>	<b>46</b>	<b>8</b>	<b>9</b>	<b>8</b>
Alcohol <sup>1</sup>	51	14	0	4	0	0
Cocaine	87	59	27	0	--	--
Marijuana	--	0	0	0	0	0
Stimulants	--	0	0	0	0	0
Club drugs <sup>2</sup>	0	0	0	0	0	0
Hallucinogens <sup>3</sup>	4	--	0	--	--	--
Inhalants	0	0	0	0	0	0
Antidepressants	8	5	0	4	0	0
Antipsychotics	--	--	0	0	--	--
Benzodiazepines	5	4	0	0	0	0
Misc. anxiolytics, sedatives, and hypnotics	--	0	0	--	--	0
Opiates/opioids	81	67	19	--	5	4
Heroin (specified)	5	5	--	0	0	0
Methadone	20	10	--	0	--	--
All other opiates/opioids	63	59	14	--	--	--
Nonsteroidal anti-inflammatory agents	0	0	0	0	0	0
Salicylates/combinations	--	0	0	0	0	0
Misc. analgesics/combinations	0	0	0	--	0	0
Anticonvulsants	0	0	0	0	0	0
Muscle relaxants	0	0	0	0	0	0

<sup>1</sup> Includes alcohol in combination with other drugs (all ages) and alcohol alone in decedents under age 21.  
<sup>2</sup> Includes MDMA (Ecstasy), GHB, flunitrazepam (Rohypnol), and ketamine.  
<sup>3</sup> Includes PCP, LSD, and miscellaneous hallucinogens.

## Death rates by gender and age: Drug misuse, 2004



## Top 5 drugs involved: Drug misuse deaths, 2004

