



# FEMA

**Public Assistance  
Mississippi**

**July 20, 2007**

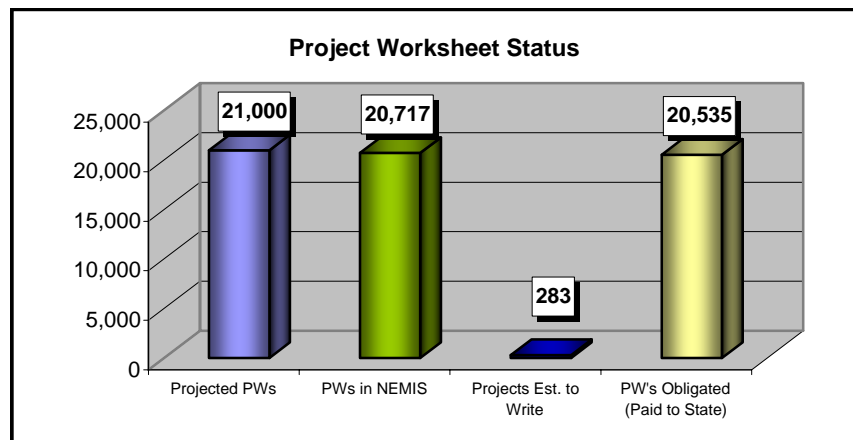
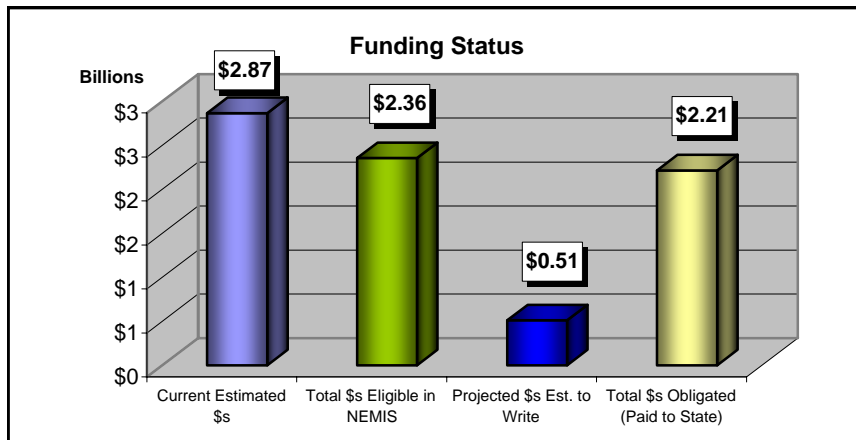
## **Global Report**

### **Summary of PA Funding and Project Worksheet Data**

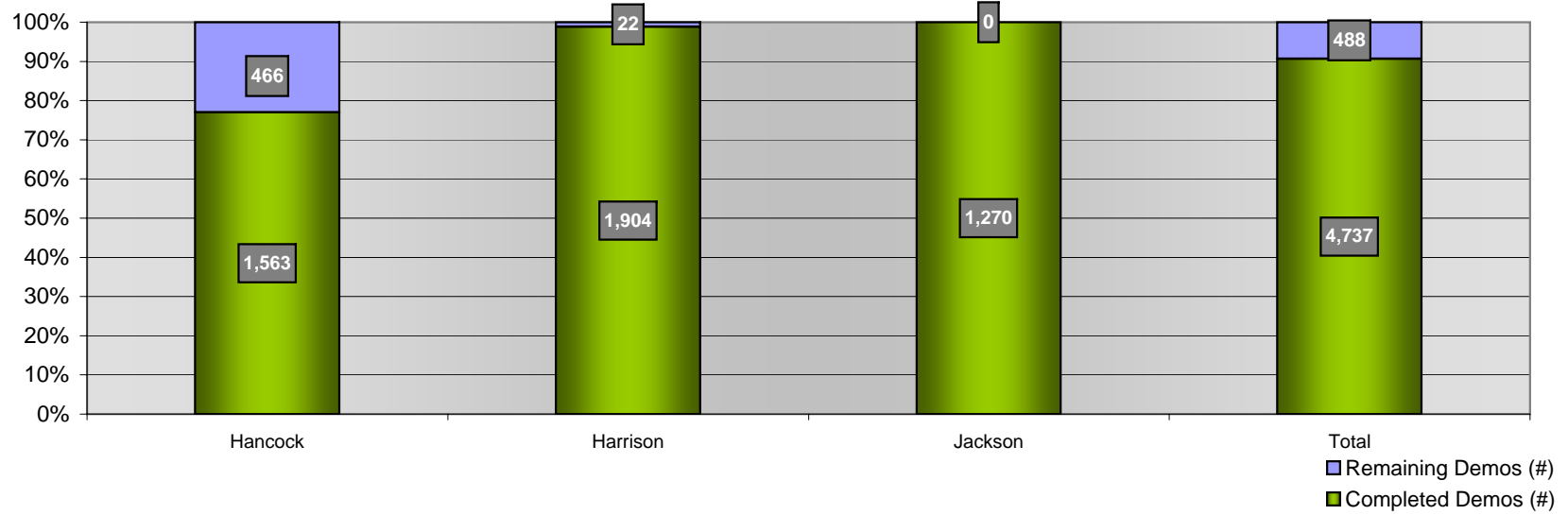
- Katrina Summary
- Katrina Debris Summary
- State Payout Summary
- Public Assistance Funding Flow/State Funding Disbursement
- Obligated Project Worksheets
- Top Ten Projects Report

## Public Assistance Project Worksheets (PWs) and Dollars Katrina Summary

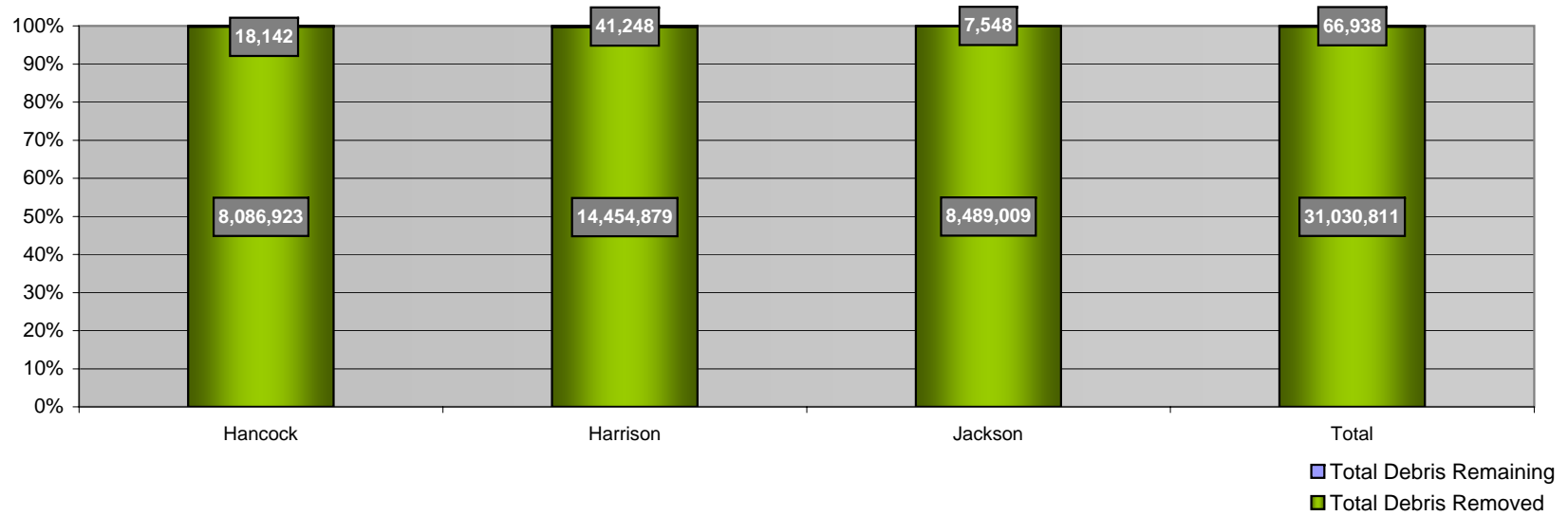
Project Worksheets (PWs)/ Dollars (\$s) Summary	Katrina	Changes Since Last Report
<b>Projected PWs</b>	21,000	No Change
<b>PWs in NEMIS</b>	20,717	37
<b>Projects Est. to Write</b>	283	-37
<b>PW's Obligated (Paid to State)</b>	20,535	247
<b>% PWs Obligated (of Projected)</b>	98%	1%
<b>% PWs Obligated (in NEMIS)</b>	99%	1%
<b>Current Estimated \$s</b>	\$2,865,532,704	No Change
<b>Total \$s Eligible in NEMIS</b>	\$2,355,542,765	\$5,567,977
<b>Projected \$s Est. to Write</b>	\$509,989,940	-\$5,567,977
<b>Total \$s Obligated (Paid to State)</b>	\$2,214,582,624	\$13,571,224
<b>% \$s Obligated (of Estimated)</b>	77%	No Change
<b>% \$s Obligated (in NEMIS)</b>	94%	No Change



### Demolitions Completed/Remaining For Counties Not Yet Complete



### Total Cubic Yards of Debris Removed/Remaining



## State Payout Summary, 7/18/07

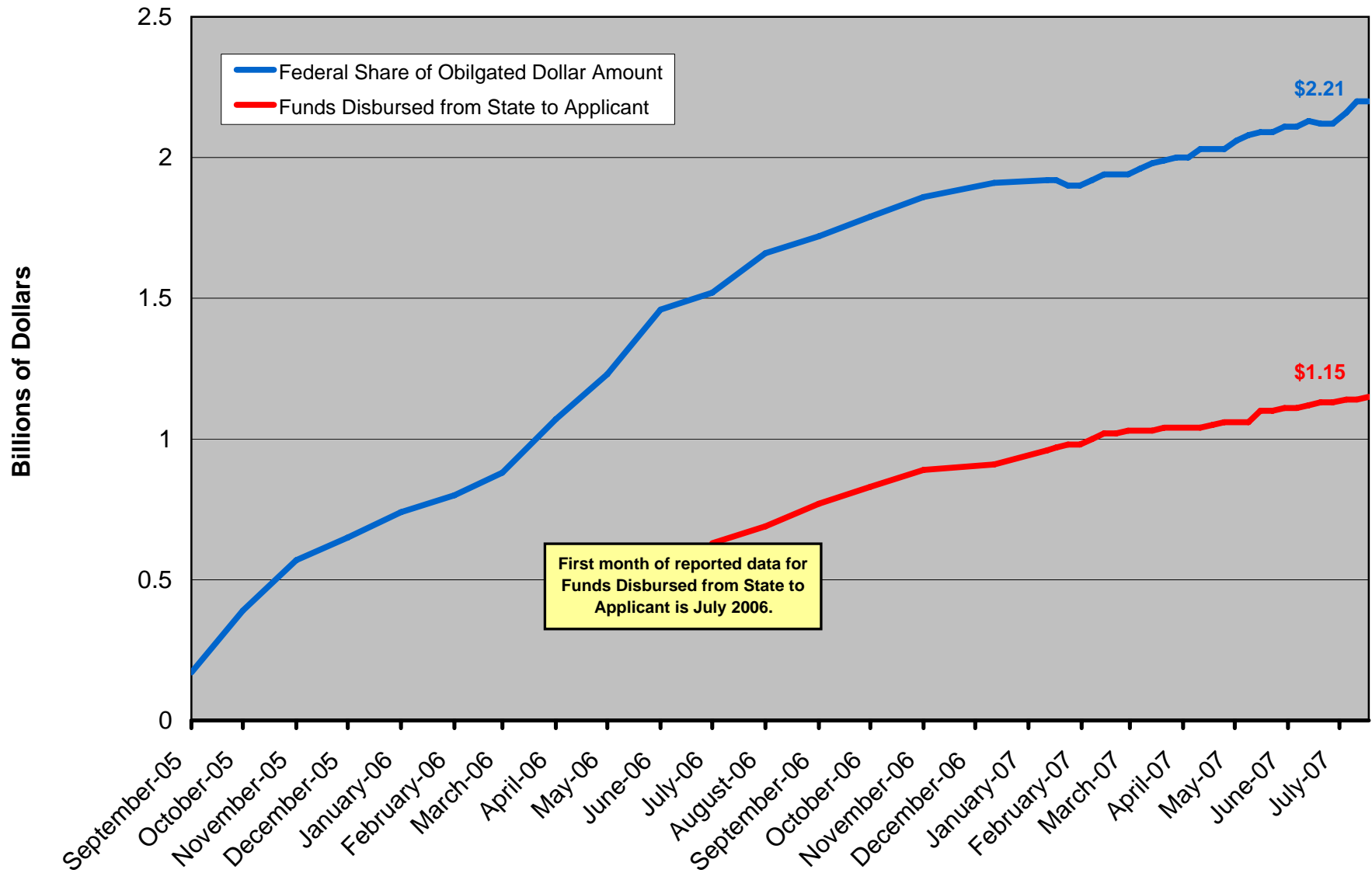
1604 Summary of Funds Obligated by FEMA to the State and Paid Out by the State to Applicants  
By Category of Work and By High Priority Counties

Type of Work	FEMA Obligated Funds Paid to the State	State Payout (Paid to Applicants)	% Obligated Funds Paid Out By State
<b>Emergency Work</b> (Cat A & B)	\$1,090,782,672	\$922,110,069	85%
	\$1,041,075,042	\$227,533,696	22%
<b>Admin Costs</b>	\$82,724,910	N/A	N/A
<b>SUM:</b>	<b>\$2,214,582,624</b>	<b>\$1,149,643,765</b>	<b>52%</b>

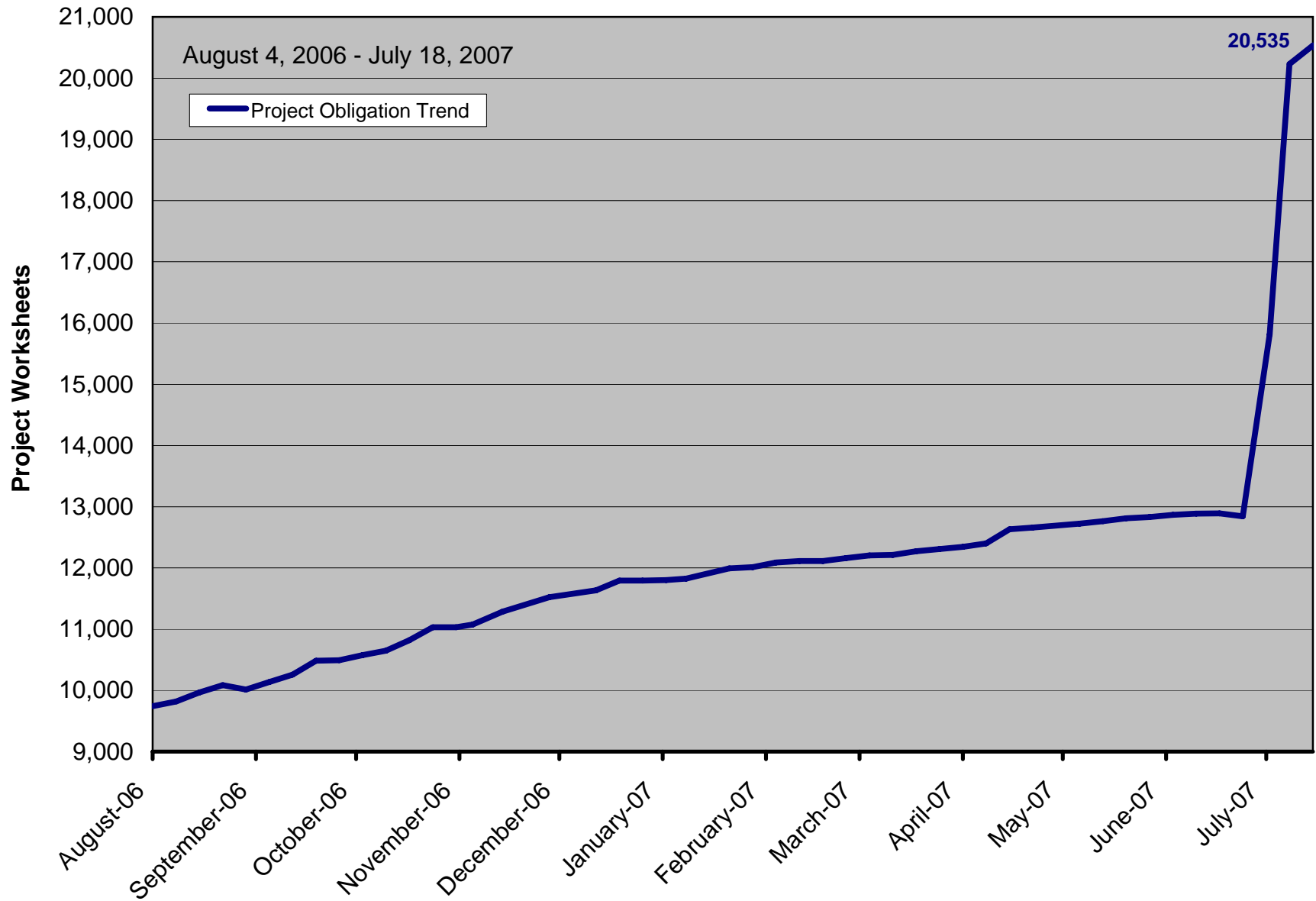
High Priority Counties	FEMA Obligated Funds Paid to the State	State Payout (Paid to Applicants)	% Obligated Funds Paid Out By State
Hancock	\$387,117,544	\$120,506,911	31%
Harrison	\$643,271,483	\$265,112,049	41%
Jackson	\$199,282,972	\$83,579,547	42%

Description of Damage Category Codes	
<b>Emergency Work</b>	<b>Permanent Work</b>
Category A: Debris Removal	Category C: Roads & Bridges
Category B: Emergency Protective Measures	Category D: Water Control Facilities
	Category E: Public Buildings
	Category F: Public Utilities
	Category G: Recreational or Other

## Public Assistance Funding Flow vs. State Funding Disbursement 1604



# Obligated Project Worksheets 1604



**Mississippi Top Ten Projects (Value & Sensitivity)**  
**July 20, 2007**

<b>Project Name</b>	<b>#PWS</b>	<b>Project Significance</b>	<b>Est. costs<sup>i</sup></b>	<b>\$ Obligated<sup>ii</sup></b>	<b>Issues/Status</b>
Restoration of event damaged facilities of the Mississippi State Port Authority	71	Symbol of recovery, high dollar value. June 5, 2007 MEMORANDUM issue is being address. Maps have been produced and HQ is reviewing same.	\$106,589,446	\$54,870,818	All PWs complete; Most of the buildings to be replaced are within the Advisory Base Flood Elevations/Coastal High Hazard Area and many of them are functionally dependent on both the location and being at ground level. The applicant plans to request improved projects however plans are not complete so the issue cannot be addressed at this time.
Utilities (Roads, Water, Sewer, Storm Drains, ditches) South of the tracks for the City of Gulfport	3	High dollar value, politically sensitive, symbol of recovery.	\$40 Million	\$40 Million	Several phases are under construction; other phases being bid. We are reworking PWs to reflect the phased construction and to make closeout easier.
Category A Extensions	Numerous	This is under review and letters will be sent to the individual applicants that requested an extension A.	Unknown at this time		This will end the debris work for disaster DR-1604-MS.
Housing Authorities	Numerous	Insurance Statement required from applicants for closeout.	Unknown until Insurance is settled		Awaiting insurance statement of loss as all Housing Authorities are under one insurance policy.
City of Bay St. Louis Potable Water and Sanitary Sewer Repair. City of Waveland Water and Sewer Repairs.	13	Symbol of recovery.	\$18,365,250 \$18,077,059 \$26 Million	City of Bay St. Louis Sanitary Sewer Repair	Phase One Bid Out. Phase One bid Out. City of Waveland: Even though bids received are double the FEMA estimate, the project has been evaluated by FEMA and there is no increase in capacity. Reasonable cost will be eligible.
Category B Extensions	Over 50	Symbol of recovery and rebuilding on the Gulf Coast. This will signal the beginning of replacing the temporary measures as permanent repairs are finalized.	Unknown at this time	Affects the lower three counties.	This is under review and letters will be sent to the individual applicants that requested an extension A.
Rebuild repair and restore eligible schools in the lower three counties	108	Symbol of recovery, high dollar value	\$128,407,170	\$45,045,967	Bay Waveland School Remediation- The OIG has questioned the \$1.25 Million performed prior to the conversion of the contract from time and materials to lump sum.
Utilities (Roads,	6	High dollar value, politically sensitive,	\$17.5 Million	\$16.5 Million	Several phases are under construction; other

Water, Sewer, Storm Drains, ditches) South of the tracks for City of Long Beach. Also, the City of Biloxi's PW is being prepared for same.		symbol of recovery.	City of Biloxi Approx. \$270 Million		phases being bid. We are reworking PWs to reflect the phased construction and to make closeout easier.
ABFE Memorandum from HQ dated June 5, 2007. Interpretation or Specific Guidance needed.	47	This could affect many schools and critical facilities as it is bringing in the definition of "Functional Dependency" beyond the water's edge as the three foot breaking wave may extend inland for a mile or more.	Unknown at this time. The cost of redesigning could be quite extensive.	Unknown at this time.	The interpretation is currently underway at HQ and we are waiting on same. The urgency to get the ABFE maps out now is of utmost importance.
Marine Debris  Area of coverage I-10 to 4 mile out in MS Sound with 7 sites above I-10 Hwy Boundary.  Lower 3 Counties (Wet Debris)	4 Total 3 Small 1 Large	High Dollar Amount.  + Information pulled from USCG source for Contract obligations.  ++ Information pulled from actual expenditures from MA accounts (12 & 13) and IAA account.	MA 12 15 Million  MA 13 de-obligated as of March 12, 2007  IAA \$222 Million  PWs \$15,000 (1 small Project)	++ MA 12 12,986,291 Obligated As of May 24, 2007  + IAA \$14,998,039 Obligated As of June 14, 2007  PW's \$151.5 Million (1 Large Project, 2 Small Projects)	Cumulative Total Debris collected as of June 18, 2007 = 110599.42 Cubic Yards. * Total of 14 contracts, 8 = 100% complete. Contract totals changed from 16 to 14 with contract areas being combined. See notes below. * MS Sound Contract awarded April 2, 2007. Total of 3 sites. Project is 70% complete. * HA-3 Contract was awarded to J&L Associates. Work started on May 29, 2007. Project is 10% complete. * HA-4 (St. Louis Bay) Total of 2 sites: 1 site closed out. BSL-2 Site Close out May 1, 2007. BSL-1 Site Due to be closed out by July 9, 2007. Project is 80 % complete. *HA-4A (New Debris Area Identified), Wetlands debris fields in Harrison county off of Bay St. Louis. Eligibility determinations have been made. This area has been included into the HA-4 contract area and has been identified as HA-4A. (Work estimated to start within 15 days.) * HR-2 (Biloxi Back Bay) Debris removal start date: June 25, 2007. Project is 0.5 % complete. *JA-2 & JA-3 contract areas have been combined into 1 contract. Contract review



					<p>process completed. Awaiting contractor selection by USCG MLC-VA. (Est. June 25, 2007)</p> <p>*HR-1 &amp; HR-3 contract areas have been combined into 1 contract. Contract review process completed. Awaiting contractor selection by USCG MLC-VA. (Est. June 25, 2007)</p> <p>* Vessel Destruct Contract A separate contract is to be let on a Crane, Barge, and tug located at the back of the Gulf Hills area of JA-1 contract scope. Special handling is required for disposal of the three pieces of equipment in the wetlands.</p> <p>* Clean Sweep Contract The contract covers the final cleanup of Mississippi Waterways covered under USCG-MA12 and IAA. Scope is currently being work up. Dead tree issue is being addressed that have fallen into the waterways.</p> <p>*IAA (Between FEMA &amp; USCG) has been extended until December 31, 2007.</p>
<p>Marine Debris</p> <p>Area of coverage I-10 to 4 mile out in MS Sound with 7 sites above I-10 Hwy Boundary.</p> <p>Lower 3 Counties (Wet Debris)</p>	<p>4 Total 3 Small 1 Large</p>	<p>High Dollar Amount.</p> <p>+ Information pulled from USCG source for Contract obligations.</p> <p>++ Information pulled from actual expenditures from MA accounts (12 &amp; 13) and IAA account.</p>	<p>MA 12 15 Million</p> <p>MA 13 de-obligated as of March 12, 2007</p> <p>IAA \$222 Million</p> <p>PWs \$15,000 (1 small Project)</p>	<p>++ MA 12 12,986,273.00 Obligated As of 07/10/07</p> <p>+ IAA \$17,751,111 Obligated As of 07/10/07</p> <p>PW's \$151.5 Million (1 Large Project, 2 Small Projects)</p>	<p>Cumulative Total Debris collected as of July 16, 2007 = 120,522.42 Cubic Yards.</p> <p>* Total of 15 contracts, 9 = 100% complete.</p> <p>Contract totals changed from 14 to 15 with the addition of the Clean Sweep Contract. See notes below.</p> <p>* MS Sound Contract awarded 04/02/07.</p> <p>Total of 3 sites.</p> <p>MS-1 (Hancock County) MS-2 (Harrison County) MS-3 (Jackson County) Project is 80% complete.</p> <p>* HA-3 Contract was awarded to J&amp;L Associates – Picayune, MS.</p> <p>--3 of 8 sties are active. Work started on May 29, 2007. Project is 20% complete.</p> <p>* HA-4 (St. Louis Bay) Total of 2 sites: 1 site closed out. BSL-2 Site Close out 05/01/07 BSL-1 Site Close out 07/02/07</p>

					<p>Project is 100 % complete.</p> <p>*HA-4A (New Debris Area Identified), Wetlands debris fields in Harrison county off of Bay St. Louis. Eligibility determinations have been made. This area has been included into the HA-4 contract area and has been identified as HA-4A.</p> <p>--There is a proposed contract which is currently being worked on with the University of Southern Mississippi to mark the Mean High Tide Line for the HA-4A Contract Scope.</p> <p>--Project Complete percentage will be noted separately from the HA-4 portion.</p> <p>* HR-2 (Biloxi Back Bay)</p> <p>Debris removal start date: 25 June, 2007. Contract was awarded to Childress Marine, Inc. – Gautier, MS.</p> <p>Project is 20 % complete.</p> <p>*JA-2 &amp; JA-3 contract areas have been combined into 1 contract.</p> <p>Contract was awarded to CDP Inc. out of Waveland, MS. Award Date July 11, 2007 Start Date = 07/16/07.</p> <p>*HR-1 &amp; HR-3 contract areas have been combined into 1 contract.</p> <p>Contract was awarded to CDP Inc. out of Waveland, MS. Award Date July 16, 2007 Start Date = July 23, 2007</p> <p>* 3 Vessel Destruct – Wetlands</p> <p>These vessels will be included into the JA2/JA3 Contract.</p> <p>--Crane, Barge, and tug located at the back of the Gulf Hills area of JA-1 contract scope.</p> <p>--Special handling is required for disposal of the three pieces of equipment in the wetlands.</p> <p>* Clean Sweep Contract The contract covers the final cleanup of Mississippi Waterways covered under USCG-MA12 and IAA. Scope is currently being work up. Dead tree issue is being addressed that have fallen into the waterways.</p> <p>Estimated Cubic Yardage is 500CY.</p> <p>Lump Sum Contract for 3 County Area.</p> <p>*IAA (Between FEMA &amp; USCG) has been</p>
--	--	--	--	--	--------------------------------------------------------------------------------------------------------------------------------------------------------------------------------------------------------------------------------------------------------------------------------------------------------------------------------------------------------------------------------------------------------------------------------------------------------------------------------------------------------------------------------------------------------------------------------------------------------------------------------------------------------------------------------------------------------------------------------------------------------------------------------------------------------------------------------------------------------------------------------------------------------------------------------------------------------------------------------------------------------------------------------------------------------------------------------------------------------------------------------------------------------------------------------------------------------------------------------------------------------------------------------------------------------------------------------------------------------------------------------------------------------------------------------------------------------------------------------------------------------------------------------------------------------------------------------------------------------------------------------------------------------------------------------------------------------------------------------------------------------------------------------------------------------------------------

					extended until December 31, 2007. Presidential funding for IAA has been received.
--	--	--	--	--	--------------------------------------------------------------------------------------

[i] Estimated Costs are the amount of eligible work  
 [ii] \$ Obligated is the federal share of obligated dollars.

---

<sup>i</sup> Estimated Costs are the amount of eligible work  
<sup>ii</sup> \$ Obligated is the federal share of obligated dollars.