


FOREST PRODUCTS

Project Fact Sheet



CHRISTIAN VENEER DRYER

BENEFITS

- Closed rotary dryer reduces energy required to dry plywood veneer by more than 80% compared to conventional in-line dryers
- Cost savings — usually recover installation cost in less than two months of operation
- Eliminates the significant air emissions of conventional dryers — avoiding the need for expensive scrubbers — generating only small amounts of water discharges instead
- Costs 1/10 as much to build and 1/30 as much to maintain as a conventional in-line dryer with comparable throughput
- Uses 1/30 as much floor space as conventional dryers
- Greatly reduces damage to veneer sheets

APPLICATIONS


The Christian Veneer Dryer was developed for drying veneer sheets used in making plywood. It causes little damage to the veneer, making it highly suitable for drying hardwood veneers for paneling and furniture. Within the forest products industry, the dryer can also be used for drying lumber or hog fuel — bark and other scrap burned for fuel. Additionally, the dryer can be used in the agricultural industry to dry crops, such as coffee beans and rice.

ROTARY VENEER DRYER SAVES ENERGY, MONEY, AND SPACE

Plywood is made by gluing together sheets of wood veneer. The bonding process requires low moisture, so the green veneer needs to be dried first. Conventional in-line dryers are expensive to build and operate, use large amounts of energy, take up a great deal of space, and generate air pollutants that require expensive abatement equipment. The Christian Veneer Dryer significantly reduces these problems.

This new invention offers great advantages over conventional veneer drying systems. Instead of blowing — and then exhausting — very hot air across a conveyor line of veneer, the green veneer sheets are placed in individual slots within a closed rotating drum. Natural gas or cogeneration heat drives the moisture out of the veneer, and the moisture and some pollutants are condensed on cooling coils.

CLOSED ROTARY DRUM CHRISTIAN VENEER DRYER



The closed rotary drum system uses less than one-fifth as much energy, requires minimal use of pollution abatement equipment, and allows a retrofit payback period of less than two months.



Project Description

Goal: The goal of this project was to ready the Christian Veneer Dryer for commercial production. The system was previously demonstrated with a half-size prototype, but needed more development work to prepare it for licensing and commercialization.

Specific project goals included:

- Preparing engineering drawings for manufacturing
- Developing computer simulations of dryer operations
- Calculating detailed construction and operating costs.

As a result of this project, engineering drawings, computer simulations, and detailed cost projections, were created, which confirmed the value of the Christian Dryer and prepared it for pilot plant construction and licensing.

Michael Christian developed this technology with the help of a grant funded by the Inventions and Innovation Program through the Department of Energy's Office of Industrial Technologies.

Progress and Milestones


As a result of work completed under this grant, Michael Christian was able to:

- Complete Auto-Cad drawings and all other engineering work necessary to build the Christian Veneer Dryer.
- Create an animated computer simulation to demonstrate dryer operation.

In addition, the Christian Veneer Dryer is protected by U.S. patent 5,012,595.

Economics and Commercial Potential

- Detailed cost reports prepared by RJ Hill Engineering of Eugene, Oregon, confirm that energy use by the Christian Dryer will cost only 13% as much as for a conventional in-line dryer, and that a retrofit system with the rotary drum will pay for itself within 43 days.
- The technology is ready for licensing and an initial system could be constructed and installed for less than \$500,000.



The Inventions and Innovation Program works with inventors of energy-related technologies to establish technical performance and conduct early development. Ideas that have significant energy savings impact and market potential are chosen for financial assistance through a competitive solicitation process. Technical guidance and commercialization support are also extended to successful applicants.

PROJECT PARTNERS

Michael E. Christian
Roseburg, OR

Inventions and Innovation Program
Washington, DC

FOR PROJECT INFORMATION, CONTACT:

Michael E. Christian
1701 NE Beulah Road
Roseburg, OR 97470-8212
Phone: (541) 673-6004
whitefin@newshoes.net

FOR PROGRAM INFORMATION, CONTACT:

Sandy Glatt
Program Manager
Inventions and Innovation Program
U.S. Department of Energy
1000 Independence Ave., SW
Washington, DC 20585
Phone: (202) 586-2079
Fax: (202) 586-7114
sandy.glatt@ee.doe.gov

Visit our home page at
www.oit.doe.gov

Office of Industrial Technologies
Energy Efficiency
and Renewable Energy
U.S. Department of Energy
Washington, DC 20585

INDUSTRY OF THE FUTURE—FOREST PRODUCTS AND AGENDA 2020

In November 1994, DOE's Secretary of Energy and the Chairman of the American Forest and Paper Association signed a compact, establishing a research partnership involving the forest products industry and DOE. A key feature of this partnership was a strategic technology plan—Agenda 2020: A Technology Vision and Research Agenda for America's Forest, Wood, and Paper Industry. Agenda 2020 includes goals for the research partnership and a plan to address the industry's needs in six critical areas:

- Energy performance
- Environmental performance
- Capital effectiveness
- Recycling
- Sensors and controls
- Sustainable forestry

OIT Forest Products Team Leader: Valri Robinson (202) 586-0937.



DOE/GO-10099-857
Order# I-FP-596
November 1999