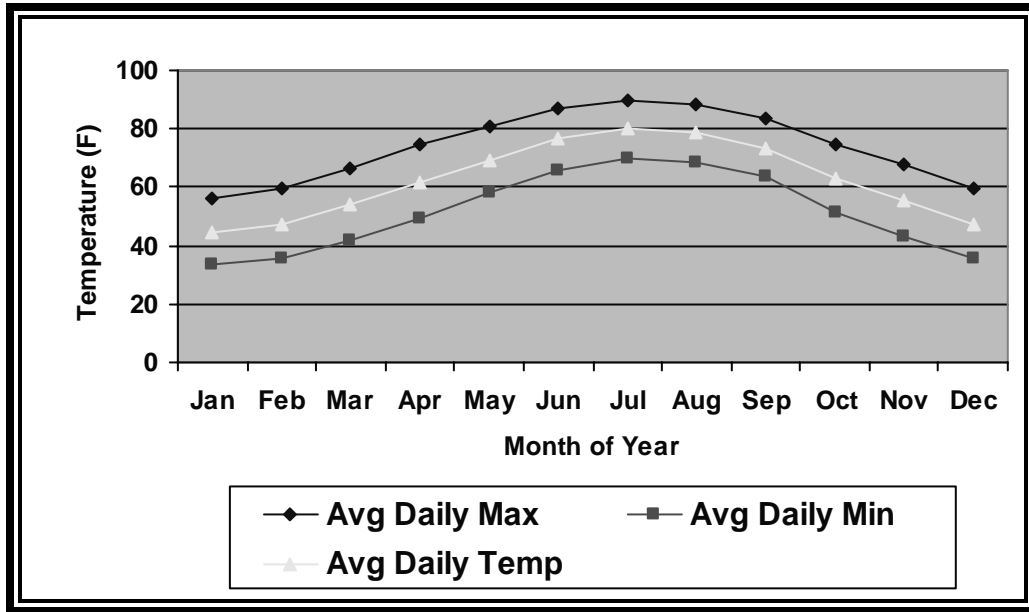


AVERAGE MONTHLY TEMPERATURES:
FOR WILMINGTON, NC

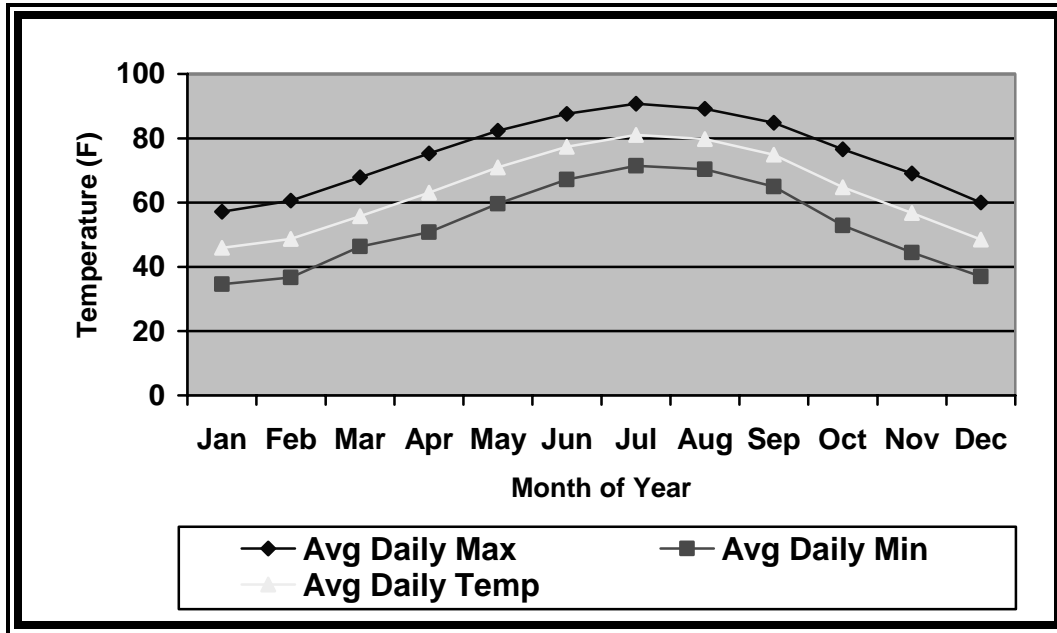
WEATHER SERVICE OFFICE - WILMINGTON, NC
RECORDS 1871 - 2004



MONTH	AVG. DAILY MAX	AVG. DAILY MIN	AVG. DAILY TEMP
JANUARY	56.2	33.3	44.8
FEBRUARY	59.3	35.3	47.3
MARCH	66.5	42.1	54.3
APRIL	74.5	49.0	61.7
MAY	81.0	58.0	69.5
JUNE	86.9	66.0	76.4
JULY	90.0	70.2	80.1
AUGUST	88.3	68.7	78.5
SEPTEMBER	83.7	63.4	73.6
OCTOBER	75.0	51.4	63.2
NOVEMBER	67.7	43.2	55.5
DECEMBER	59.3	35.9	47.6

AVERAGE MONTHLY TEMPERATURES:
FOR N. MYRTLE BEACH, SC

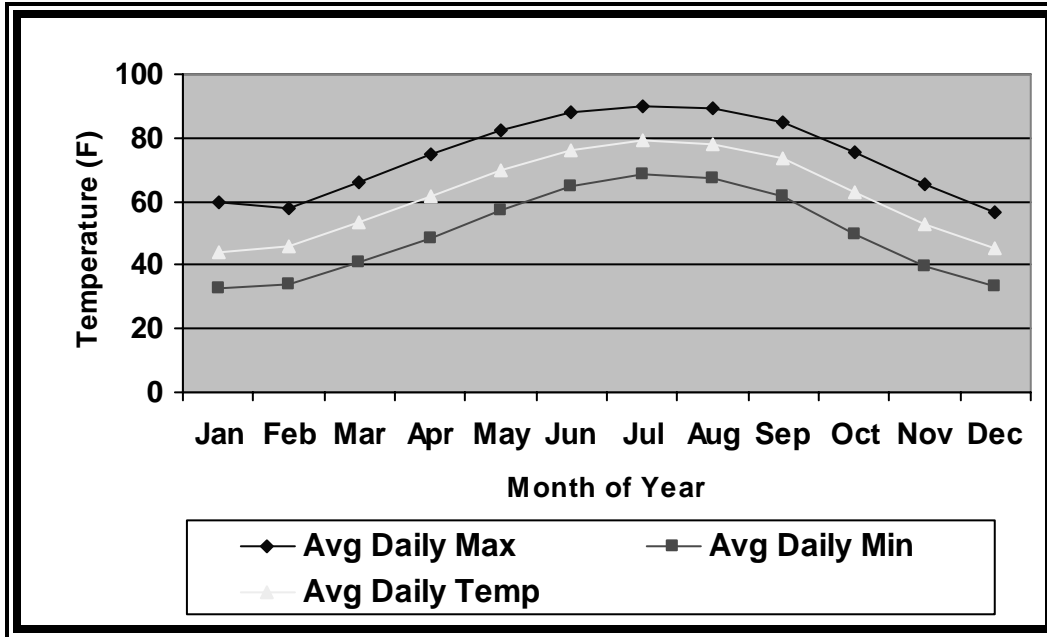
WEATHER SERVICE OFFICE - WILMINGTON, NC
RECORDS 1971 - 2004



MONTH	AVG DAILY MAX	AVG DAILY MIN	AVG DAILY TEMP
JANUARY	57.1	34.6	45.9
FEBRUARY	60.6	36.7	48.7
MARCH	67.9	43.6	55.8
APRIL	75.3	50.8	63.1
MAY	82.3	59.6	70.9
JUNE	87.6	67.2	77.4
JULY	90.8	71.4	81.1
AUGUST	89.2	70.3	79.8
SEPTEMBER	84.8	65.0	74.9
OCTOBER	76.6	52.9	64.8
NOVEMBER	69.0	44.4	56.7
DECEMBER	60.0	37.0	48.5

AVERAGE MONTHLY TEMPERATURES:
FOR LUMBERTON, NC

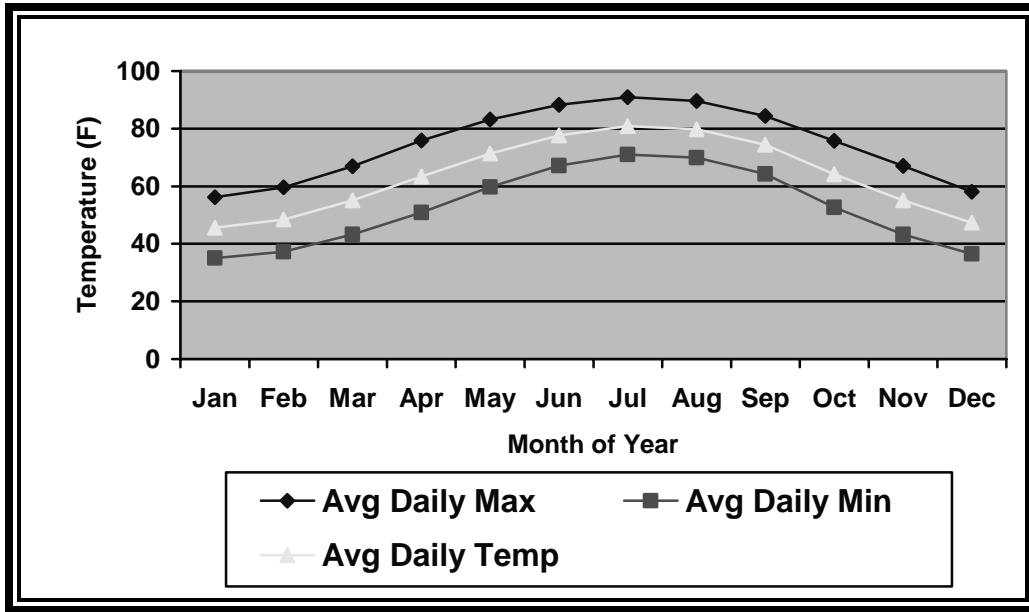
WEATHER SERVICE OFFICE - WILMINGTON, NC
RECORDS 1903 - 2004



MONTH	AVG DAILY MAX	AVG DAILY MIN	AVG DAILY TEMP
JANUARY	60.0	32.6	43.8
FEBRUARY	57.8	34.0	45.8
MARCH	65.7	40.8	53.3
APRIL	74.9	48.5	61.7
MAY	82.2	56.9	69.6
JUNE	87.9	64.8	76.3
JULY	90.1	68.6	79.3
AUGUST	89.2	67.5	78.3
SEPTEMBER	84.8	61.8	73.3
OCTOBER	75.7	49.5	62.6
NOVEMBER	65.7	39.6	52.6
DECEMBER	56.6	33.4	45.1

AVERAGE MONTHLY TEMPERATURES:
FOR FLORENCE, SC

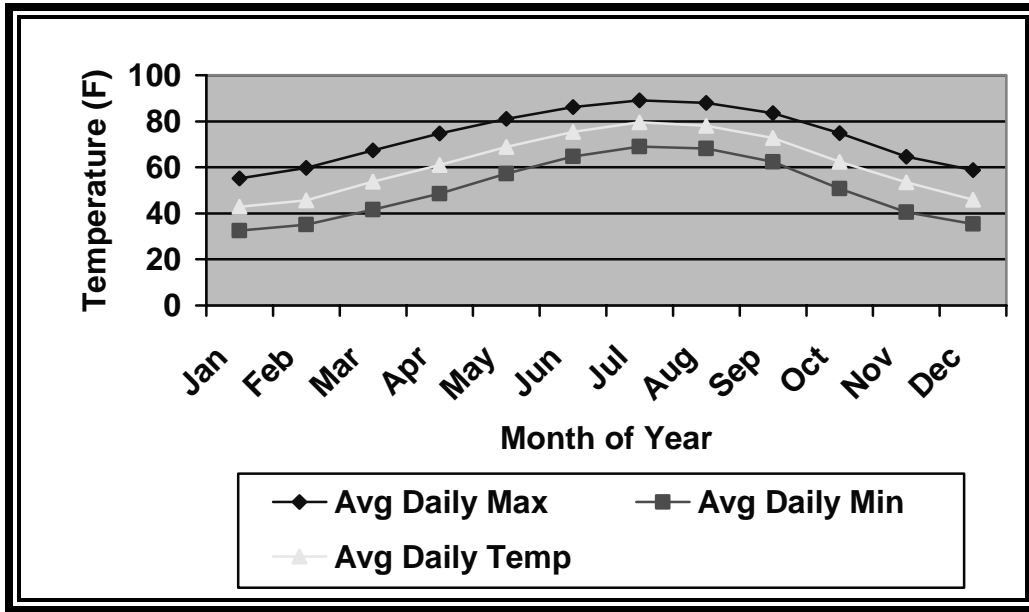
WEATHER SERVICE OFFICE - WILMINGTON, NC
RECORDS 1948 - 2004



MONTH	AVG. DAILY MAX	AVG. DAILY MIN	AVG. DAILY TEMP
JANUARY	56.2	35.1	45.6
FEBRUARY	59.6	37.3	48.5
MARCH	66.9	43.3	55.1
APRIL	75.9	50.9	63.4
MAY	83.2	59.7	71.4
JUNE	88.3	67.2	77.7
JULY	90.9	71.0	80.9
AUGUST	89.6	69.9	79.8
SEPTEMBER	84.4	64.3	74.4
OCTOBER	75.8	52.6	64.2
NOVEMBER	67.0	43.2	55.1
DECEMBER	58.1	36.5	47.3

AVERAGE DAILY TEMPERATURES:
FOR ELIZABETHTOWN, NC

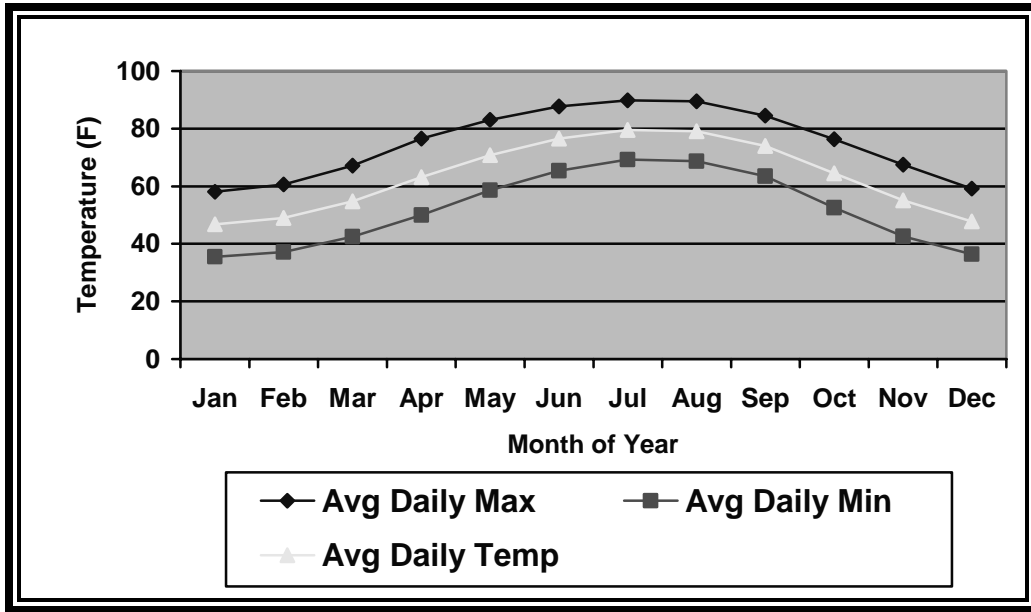
WEATHER SERVICE OFFICE - WILMINGTON, NC
RECORDS 1958 - 2004



MONTH	AVG. DAILY MAX	AVG. DAILY MIN	AVG. DAILY TEMP
JANUARY	55.2	32.5	42.9
FEBRUARY	59.7	35.1	45.7
MARCH	67.4	41.6	53.8
APRIL	74.7	48.5	61.0
MAY	81.1	57.2	68.9
JUNE	86.2	64.7	75.4
JULY	89.1	69.0	79.5
AUGUST	88.0	68.2	78.0
SEPTEMBER	83.5	62.4	72.7
OCTOBER	74.8	50.8	62.4
NOVEMBER	64.6	40.5	53.5
DECEMBER	58.8	35.4	45.9

AVERAGE MONTHLY TEMPERATURES:
FOR WHITEVILLE, NC

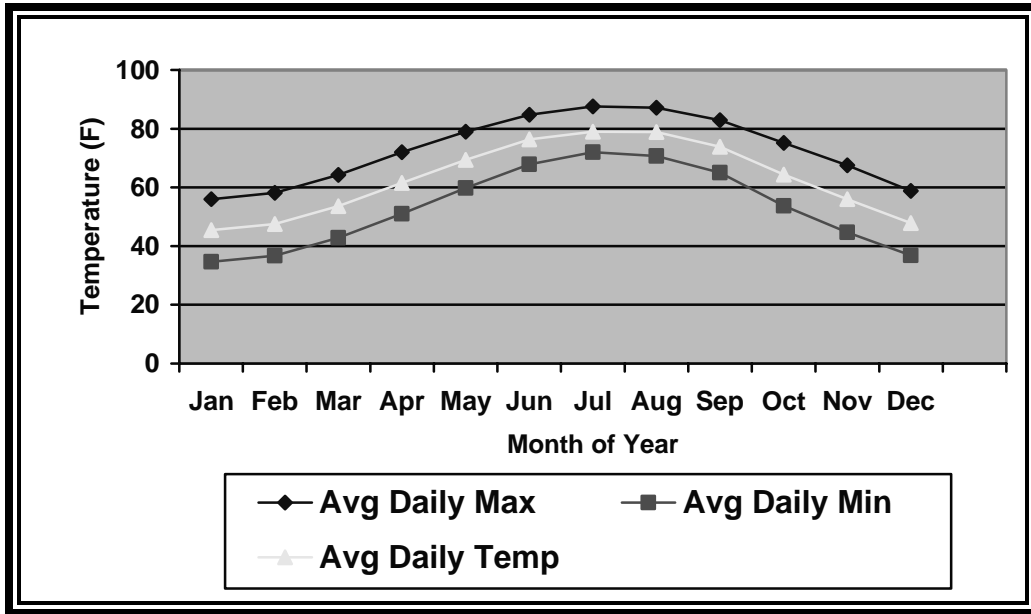
WEATHER SERVICE OFFICE - WILMINGTON, NC
RECORDS 1954 - 2004



MONTH	AVG. DAILY MAX	AVG. DAILY MIN	AVG. DAILY TEMP
JANUARY	58.1	35.5	46.8
FEBRUARY	60.6	37.2	49.0
MARCH	67.2	42.5	54.8
APRIL	76.5	50.0	63.2
MAY	83.1	58.6	70.8
JUNE	87.7	65.4	76.5
JULY	89.8	69.2	79.5
AUGUST	89.5	68.7	79.1
SEPTEMBER	84.5	63.5	74.0
OCTOBER	76.3	52.5	64.5
NOVEMBER	67.5	42.6	55.1
DECEMBER	59.2	36.4	47.8

AVERAGE MONTHLY TEMPERATURES:
FOR SOUTHPORT, NC

WEATHER SERVICE OFFICE - WILMINGTON, NC
RECORDS 1892 - 2004



MONTH	AVG. DAILY MAX	AVG. DAILY MIN	AVG. DAILY TEMP
JANUARY	56.0	34.6	45.4
FEBRUARY	58.2	36.7	47.5
MARCH	64.3	42.8	53.6
APRIL	72.0	51.0	61.5
MAY	79.0	59.8	69.4
JUNE	84.8	67.9	76.4
JULY	87.6	72.0	79.8
AUGUST	87.1	70.7	78.9
SEPTEMBER	82.9	65.0	73.9
OCTOBER	75.2	53.7	64.4
NOVEMBER	67.5	44.7	56.0
DECEMBER	58.8	36.8	47.8