

Chemical Metrology and Its Impact on Trade, Innovation and Quality of Life

Willie E. May

Director

Chemical Science and Technology Laboratory
National Institute of Standards and Technology





- **Needs for Metrology; Historical Perspective**
- **Increasing Need for Chemical Measurements of Known Quality**
- **Drivers and Scope of Activities within the NIST Chemical Science and Technology Laboratory**
- **A few Program Details/Examples showing need and impact**
 - *Food Safety and Nutrition*
 - *Health Care*
 - *Forensics*
 - *The Environment*
- **Resource and Infrastructure Requirements**

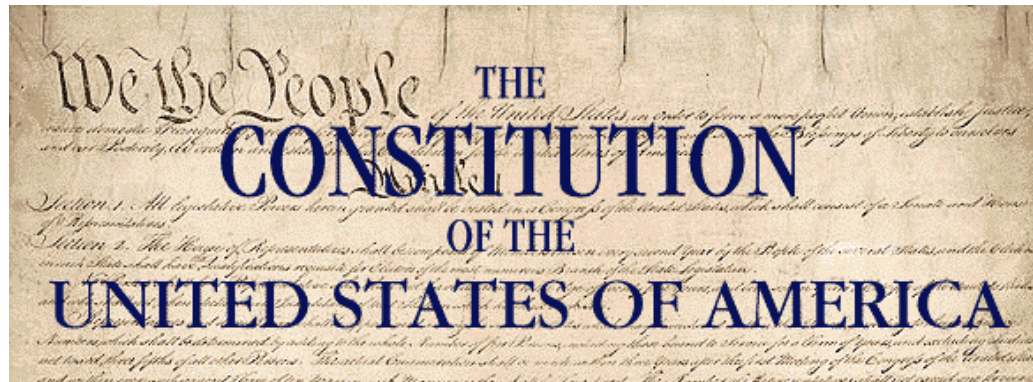
Metrology in Ancient Times

- **Standard unit of length** - the length of Pharaoh's forearm plus the width of his palm
 - **The Cubit**
- The “Royal Cubit Master”
 - **Primary standard** in granite
- Realization of the Cubit: A stick of wood
 - **Working Standard** / Comparability
- Re-calibration of cubit stick on each full moon
 - **Calibration / Traceability**
 - Severe penalty for non-compliance
- **Uniformity of length measurement in Egypt was achieved to a relative accuracy of 0.05 % over a distance of 230 meters**



U.S. Federal Role in Metrology

The Constitution of the United States



Article 1, Section 8: The Congress shall have the power ... to coin money, regulate the value thereof, and of foreign coin ... *and fix the standard of weights and measures ... (1788)*

“Foreign traders had begun to voice concern that goods might not be assigned a proper quantitative value at American custom-houses and that, as a result, assessed duties might be unfair and uneven from port to port.”

John Quincy Adams (1817)

NIST (NBS) established in 1901

“It is therefore the unanimous opinion of your committee that no more essential aid could be given to

- manufacturing
- commerce
- the makers of scientific apparatus
- the scientific work of Government
- schools, colleges, and universities

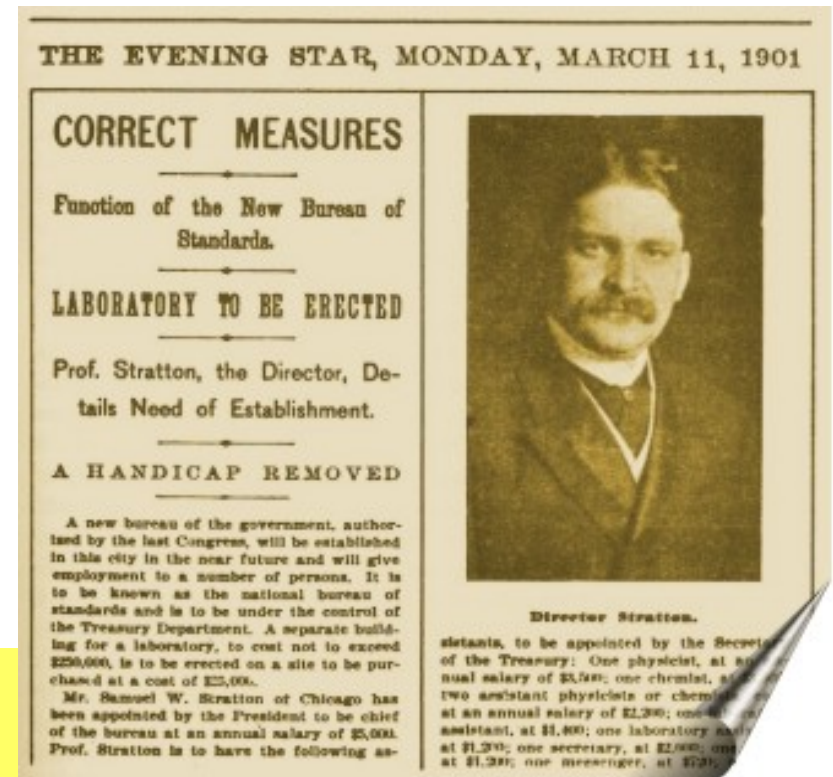
than by the establishment of the **institution** proposed in this bill.”

*House Committee on Coinage,
Weights and Measures ...*

May 3, 1900

on the establishment of the

National Bureau of Standards (now NIST)



Early Drivers for Standards and Measurements



1904

Out-of-town fire companies arriving at a Baltimore fire cannot couple their hoses to the hydrants. 1526 buildings razed. In 1905 NFPA adopted NBS-developed national hose coupling standard

1905

Standard samples program begins with “standardized irons” in collaboration with the American Foundrymans Association



1912

41,578 train derailments in the previous decade led to NBS measurement and test program

Chemistry at NIST – Past and Present

Division I

Heat and Thermometry

“As primary standards, this section had acquired a number of specially constructed ... thermometers in Europe and was prepared to certify almost any precision thermometers used in scientific work, industrial and commercial thermometers.”

Division III

Chemistry

“This section was increasingly involved in its investigation of properties for the Government testing program and produced **standard samples of alloys, steels, iron ores, copper slags, cements, and lubricating oil.**”



NING STAR, MONDAY, MARCH 11,

CORRECT MEASURE



Bureau

Standards.

LABORATORY TO BE ERECT

Prof. Stratton, the Director, Details Need of Establishment.

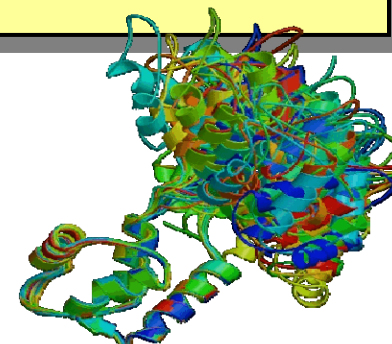
A HANDICAP REMOVED

A new bureau of the government, authorized by the last Congress, will be established in this city in the near future and will give employment to a number of persons. It is to be known as the national bureau of standards and is to be under the control of the Treasury Department. A separate building for a laboratory, to cost not to exceed \$250,000, is to be erected on a site to be purchased at a cost of \$25,000.

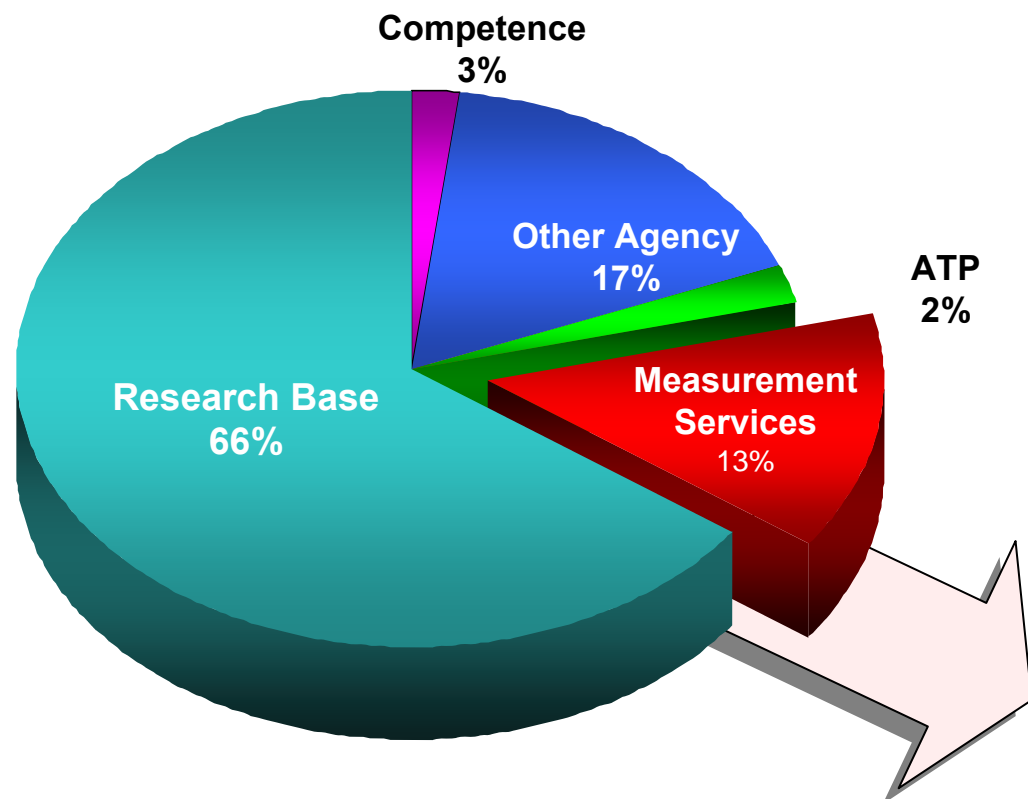
Mr. Samuel W. Stratton of Chicago has

New Industries and New Technologies

- Medical Diagnostic Markers
- Point-of-Care Testing
- Environmental Measurements
- DNA Technologies
- Food and Nutraceuticals
- Advanced Materials
- Commodities
- Microfluidic Technologies

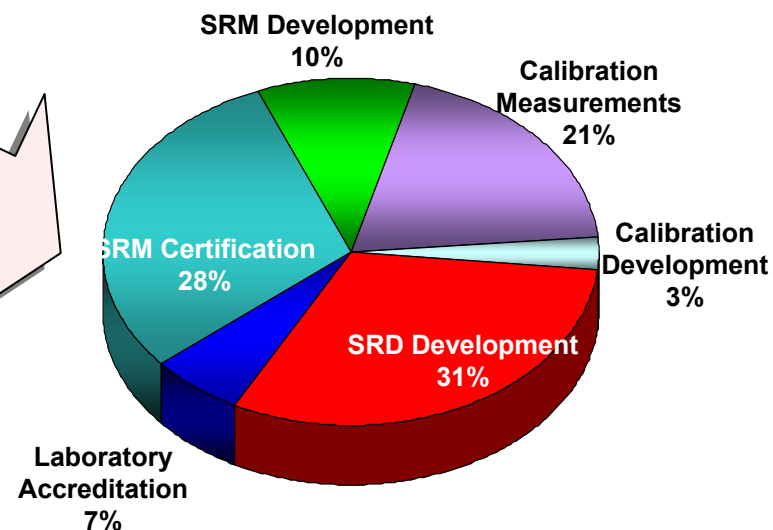


CSTL Funding, FY2005 est.

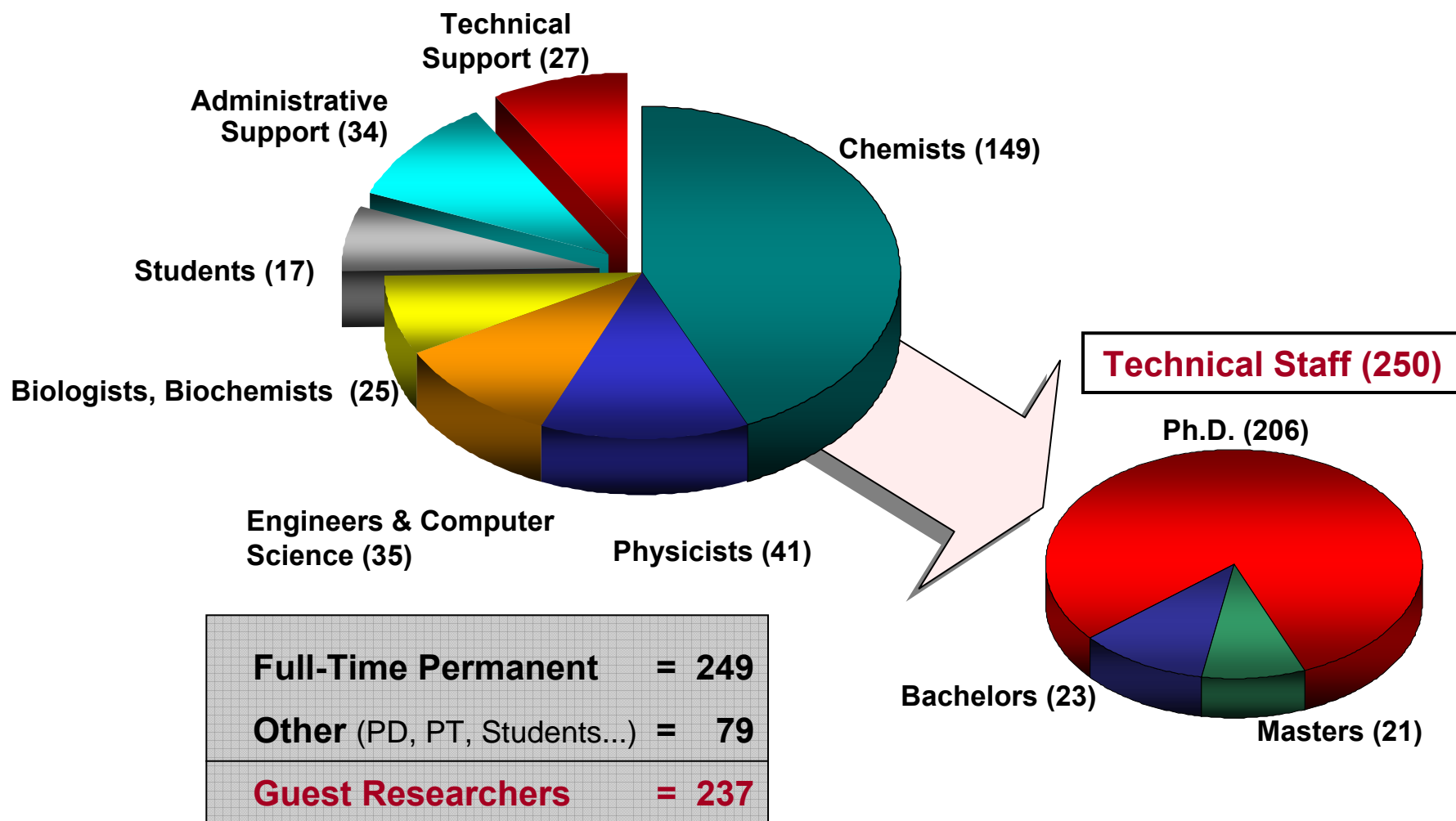


Funding Sources
Total = \$70M

Measurement Services
Total = \$9.8M

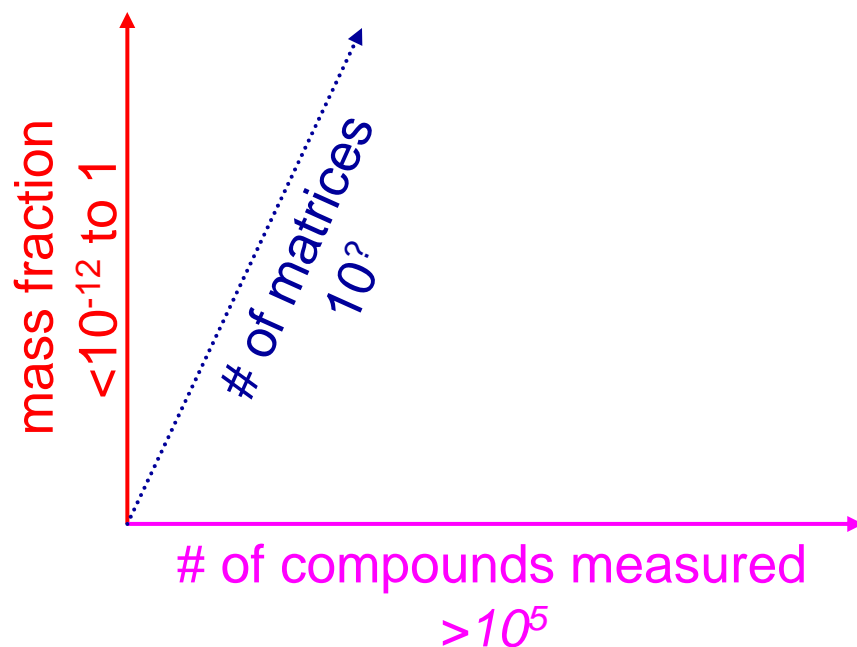


CSTL Staff



... and Executed by an Exceptional and Diverse Staff.

Chemical Measurement Universe



diverse customers - diverse needs

advanced materials

process chemistry

environmental

aerospace

food

healthcare

polymers

analytical instrumentation

pharmaceuticals

agricultural

forensics/defense/security

energy/fuel

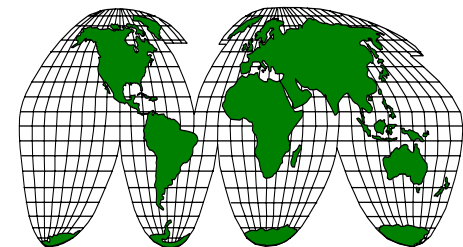
semiconductor

metal alloys

automotive

Increasing Importance and International Interest in Chemical Measurements of known quality

- National and International Trade Issues
- Environmental Decision-Making
- Assessing Food Quality
- Healthcare Decision-Making
- National Security
- Innovation and Industrial Competitiveness



National and International Trade

- Food Importing/Exporting
- Pricing of Commodities
- Source of Origin
- GMO





European Commission

Enterprise Directorate-General

“.... the traceability of values assigned to calibrators and control materials must be assured through available reference measurement procedures and/or reference materials of a higher order ...”

EC-IVD Directive Annex 1 (3)

Approximately 60 % of the in vitro diagnostic medical devices (IVD MD) currently on the ~ \$6 B/yr European market are imported from the US. (Worldwide, the in vitro diagnostic device market is ~\$20B)

International Regulations on the Restriction of Hazardous Substances

European Union member nations are about to restrict the use of hazardous substances in electrical and electronic products and components.

China recently announced similar restrictions as part of their drive to reduce the problem of electronic waste in their country.

In **Japan**, electronics manufacturers recently set specifications to restrict the use of 24 substances by their suppliers and their own manufacturing facilities.

Many States in the US either have or are considering RoHS-like statutes

These regulations and specifications are aimed at products going to market.

EU Directive 2002/95/EC, Restriction of Hazardous Substances (RoHS)

- Restricts ***Cd, Pb, Hg, Cr6+, Flame retardants (PBBs, PBDEs)***
- Requires ***manufacturers to implement testing procedures*** for raw materials and finished products to ensure compliance with these mandates

Legislation in the EU and US for Food Labeling

- **Labeling of nutrient concentrations**
- **Limits on contaminants and additives**
- **Disclosure of possible allergen cross-contamination**
- **Disclosure of GMO content**
- **Health claims**
- **Authenticity/adulteration**

Current prominent food issues:

- **Allergens**
- **Carbohydrate/Fiber**
- **Trans Fats (Natural vs. Incurred)**
- **Genetically-Engineered Foods (GMOs)**
- **Mycotoxins and Phycotoxins**
- **Hormones and Drug Residues**
- **Methylmercury, PAHs, PCBs, Pesticides, PBDEs, Perfluorinated Compounds**
- **“Functional” Foods**
- **Food Safety/Security**

Mercury in the Environment

- On February 24, 1998 EPA issued a report to Congress on air toxics emissions from the utility industry. *“...on balance, mercury from coal-fired utilities is the hazardous air pollutant of greatest public health concern.”*
- EPA is to regulate Hg air emissions from coal-fired power plants, which contribute a third (50 tons) of the anthropogenic Hg released to the environment each year
- Hg bio-accumulates as the highly toxic species methylmercury in the aquatic environment, the primary source of risk to human health being consumption of fish (freshwater and marine). The NRC estimated that *“... ~60,000 US children may be born each year with neurological defects resulting from in utero exposure to Hg in seafood.”*
 - FDA report states: *“Commercial fish sold through interstate commerce that are found to have levels of methylmercury above an “action level” of 1 ppm cannot be sold to the public.”*




Environmental Decision-Making:

-  **Emissions Trading**
-  **Waste Disposal Issues**
-  **Air and Water Quality**



Public Safety and Security



Measurements and standards infrastructure that ensures the accuracy, reliability, and security of systems critical to public safety and homeland security

Develop, compare, and test new technologies.
Enable safe and effective response to incidents.

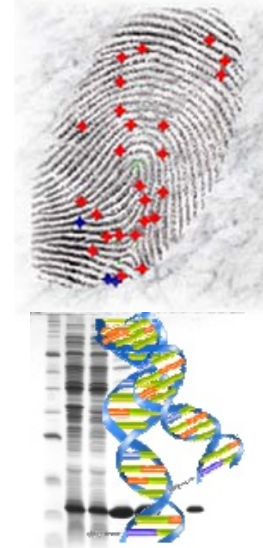


mail irradiation

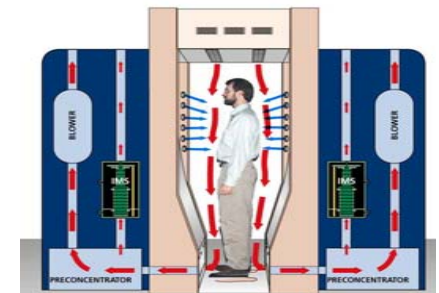
**gas mask
performance
standards**



biometrics

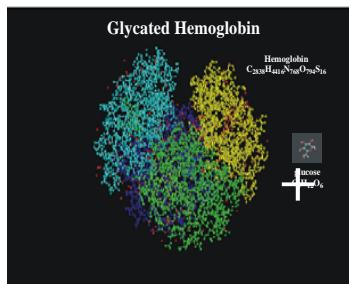


**Trace explosives detection
technology assessment**

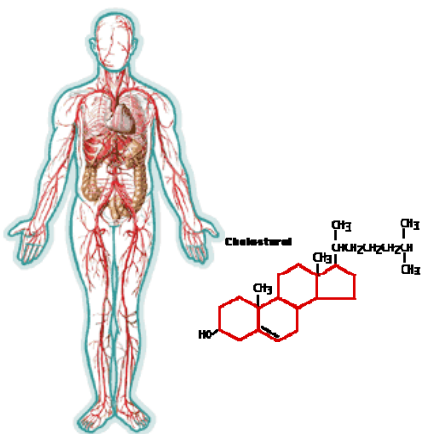


and strengthens the innovation infrastructure to...

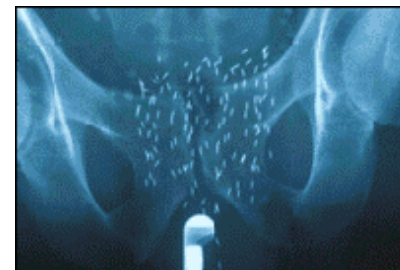
... improve quality of life



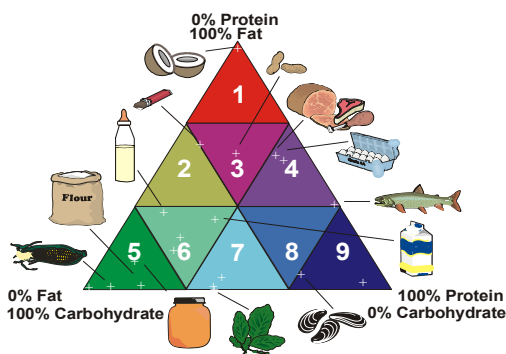
**Improved clinical
diagnostic
measurements**



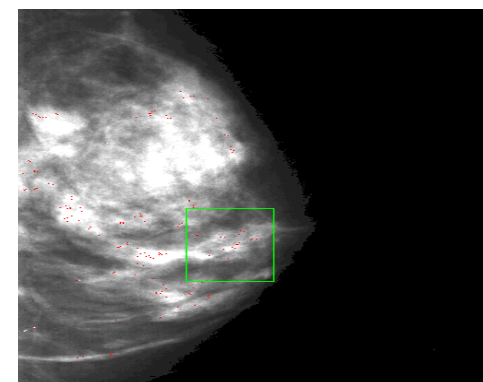
Drinking water quality



**Dosimetry standards for
Prostate Cancer treatment**



Standards for nutritional labeling



**Standards for
Mammography**

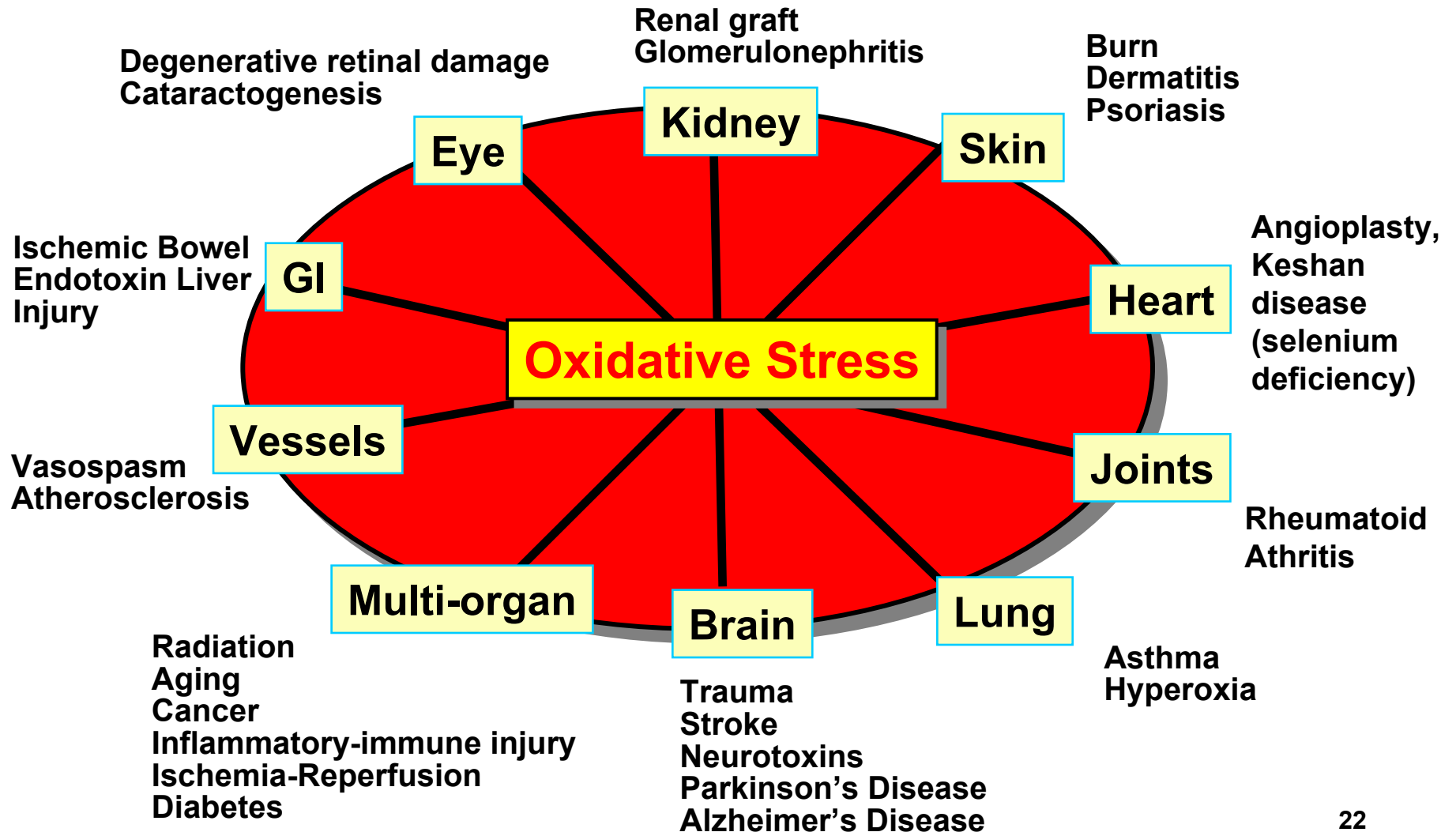
PROSTATE SPECIFIC ANTIGEN (PSA)

- >37,000 deaths annually in U.S. from prostate cancer
- Blood tests for PSA are used to screen for the likelihood of prostate cancer
- PSA is a heterogeneous protein that occurs both free and complexed
- Immunoassays are the approach favored for routine measurement of PSA
- Wide variability among the results from immunoassays (see below)
- High incidence of false positives and false negatives

# of Labs	- Low -	- Med.-	-High-	-Mean-	- S.D. -	%RSD	95% Confidence
							Range
2672	10.8	19.4	34.5	19.67	2.14	10.9	15.39-23.95
2653	7.2	9.8	18	9.92	1.11	11.2	7.70-12.14
2689	5.3	7.3	12.8	7.36	0.79	10.7	5.78-8.94
2509	2.1	3	4.7	3.03	0.33	10.8	2.37-3.69
2504	0.6	0.7	1.5	0.73	0.11	14.5	0.51-0.95
2591	0.1	0.2	0.8	0.24	0.1	40.2	0.04-0.44

From: <http://www.cooleyville.com/cancer/capsava.htm>


Oxidative stress-associated clinical conditions



Monitoring Changes to Tissue-Engineered Medical Products

Making TE Skin*

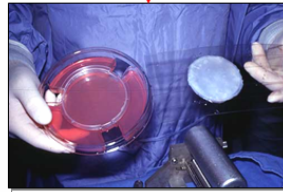
- 4 step process
- 30 days to manufacture



“Large-Scale Biology”

*Organogenesis

Rodriguez, H., O'Connell, C., Barker, P.E., Atha, D.H., Jaruga, P., Birincioglu, M., Marino, M., McAndrew, P. and Dizdaroglu, M. (2004) *Tissue Engineering* 10:1332-1345.



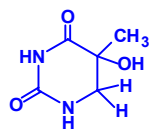
keratinocytes

fibroblasts

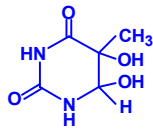
Tools to assess:

- Base Modifications
 - oxidative DNA damage
- Permanent Mutations
 - point mutations
- Chromosomal Changes
 - chromosomal loss

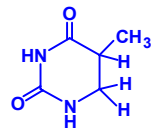
Products of oxidative damage to DNA bases



5-hydroxy-6-hydroxythymine



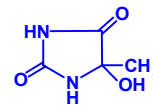
thymine glycol



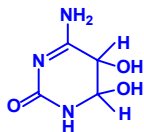
5,6-dihydrothymine



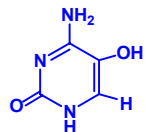
5-hydroxymethyluracil



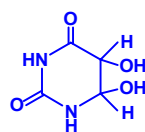
5-hydroxy-5-methylhydantoin



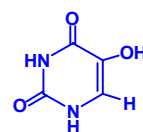
cytosine glycol



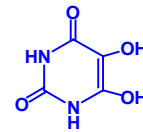
5-hydroxycytosine



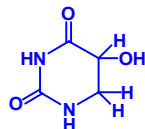
uracil glycol



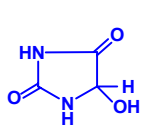
5-hydroxyuracil



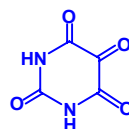
5,6-dihydroxyuracil



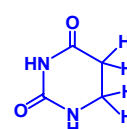
5-hydroxy-6-hydroxyuracil



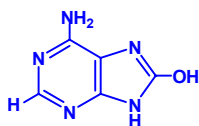
5-hydroxyhydantoin



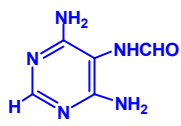
alloxan



5,6-dihydrouracil



8-hydroxyadenine



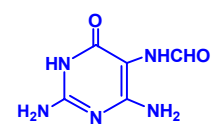
4,6-diamino-5-formamidopyrimidine



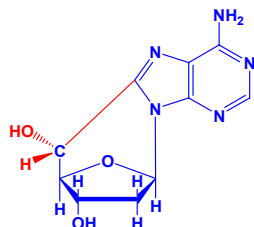
2-hydroxyadenine



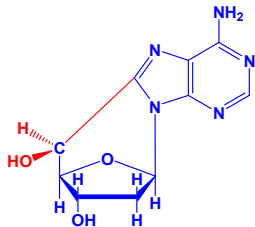
8-hydroxyguanine



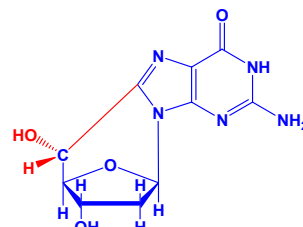
2,6-diamino-4-hydroxy-5-formamidopyrimidine



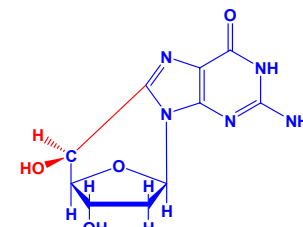
(5'R)-8,5'-cyclo-2'-deoxyadenosine



(5'S)-8,5'-cyclo-2'-deoxyadenosine

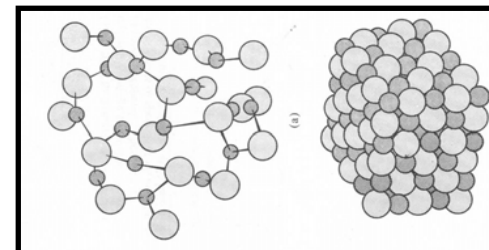


(5'R)-8,5'-cyclo-2'-deoxyguanosine



(5'S)-8,5'-cyclo-2'-deoxyguanosine

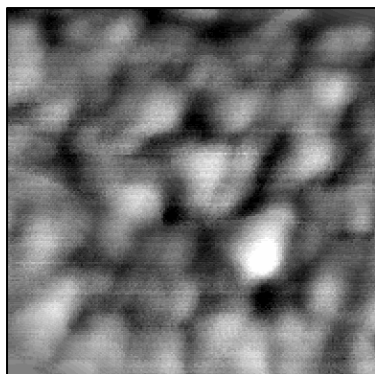
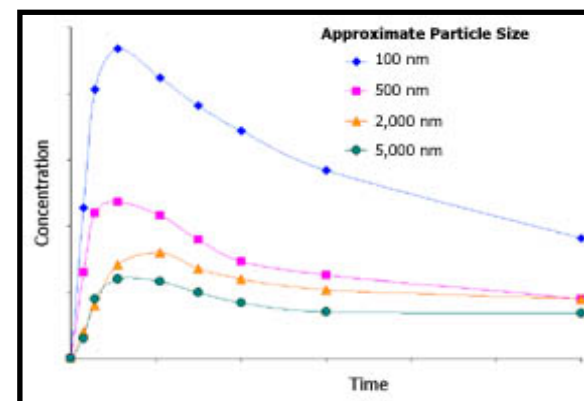
Rigidity vs Bioavailability




CRADA: CN-1819

“Dielectric Measurement of Particles” (nano size and larger)

- This collaborative effort will utilize..
..Evanescent Probe dielectric measurements of solid pharmaceutical compounds as a potential predictive measure of molecular entity rigidity and oral bioavailability.

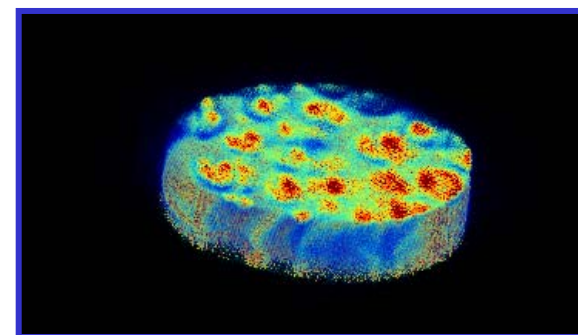
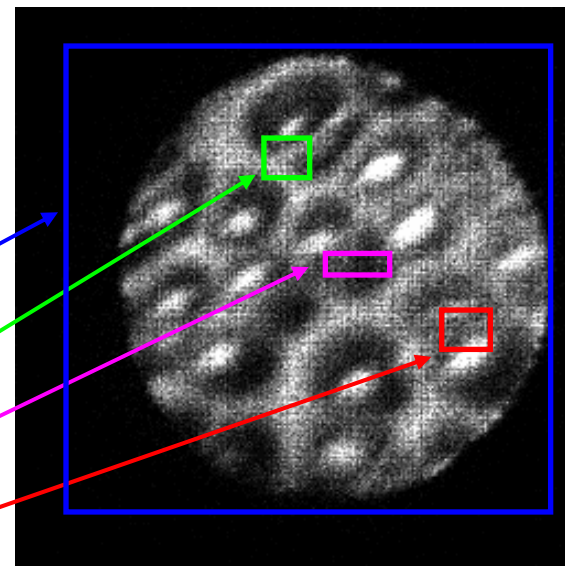
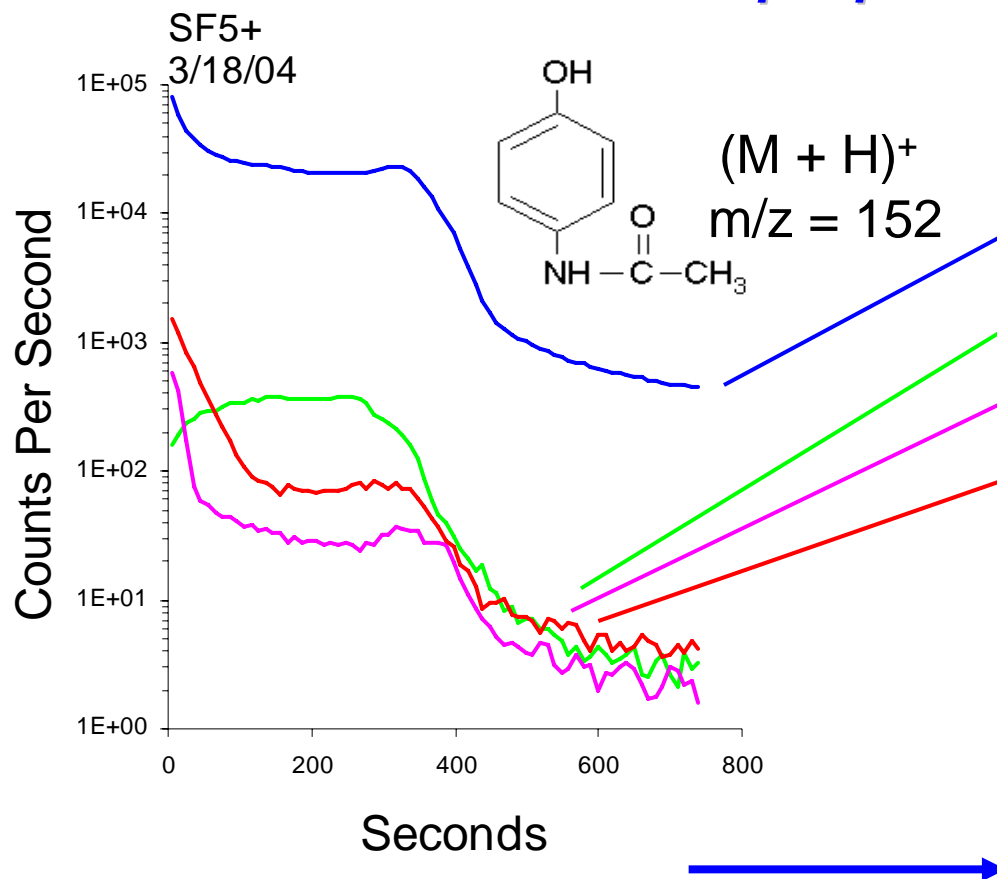


5 μm x 5 μm images of lead zirconate titanate nanoscale particles show the topography (left), with the simultaneously recorded dielectric response of these particles (right). The bright features in the dielectric map indicate regions of higher dielectric response relative to the silicon substrate; the frequency shift shown as the white-to-black scale is proportional to the dielectric constant, ϵ' .




20% Acetaminophen in PLA- Selected Area Molecular Image Depth Profiles

Selected area molecular depth profiling



3D Volumetric image of (M+H)⁺, m/z 152

NIST Provides Chemical Measurement Services to High Technology Industries ...


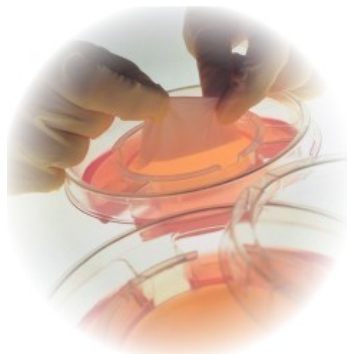
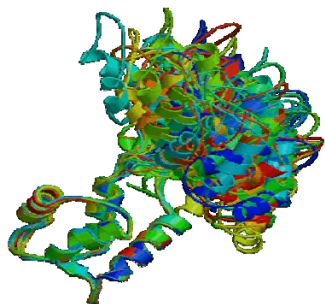


Aerospace and Transportation

- Standards for low NO emissions from vehicles
- Standards for Hydrogen in Titanium

Semiconductors

- SRMs for measuring P, As, and B in Si
- Thermometry and plasma process monitoring in semiconductor fabrication



Biotechnology

- Advanced Bioprocessing Technologies
- Technology and Standards for DNA diagnostics
- Tissue engineering

... and Mature Industries

Chemical Processing



- **Chemistry WebBook, MS Database, IR Database**
- **Molecular property data for chlorinated hydrocarbons**
- **Zeolite reference materials**

Health and Food

- **Reference methods and SRMs for clinical markers**
- **Methods and SRMs for dietary supplement safety**
- **Nutritional composition SRMs**
- **Environmental contamination SRMs**



Energy

- **SRMs for Hg and low-sulfur fuels**
- **Natural gas composition standards**
- **Std. For Global Warming Gases**

Constantly Balancing the “Old” with the “New”

SRM 1d - Argillaceous Limestone

Versions of SRM 1 have been provided by NBS/NIST since 1910. It is a critical natural resource as is building material, it is also used to manufacture lime for agricultural and chemical processes, cement and concrete, and iron and steel.



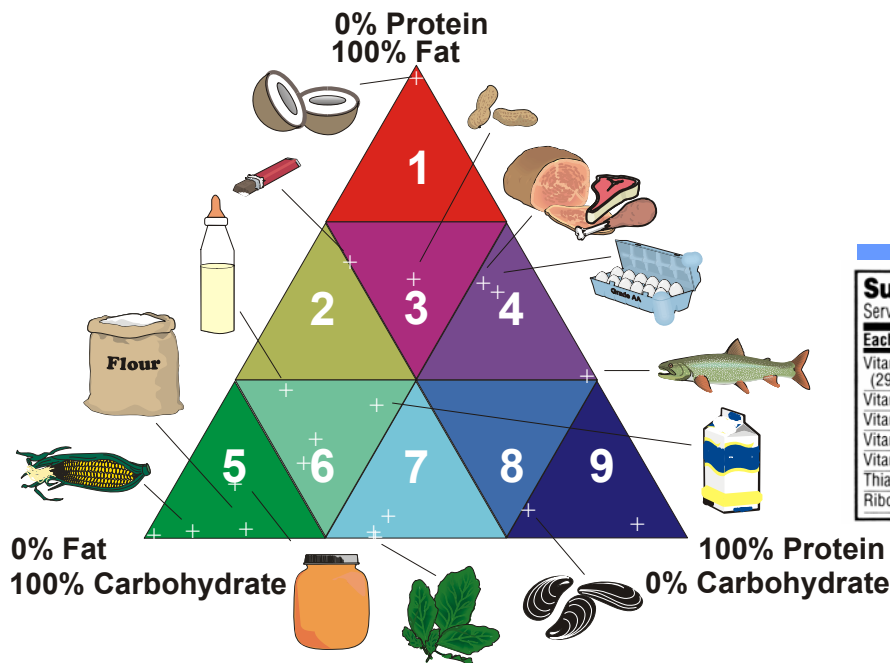
SRM 2399, Fragile X Human DNA Triplet Repeat Standard

And we support emerging industries and genetic testing laboratories in accurately counting fragile-X repeat sequences, NIST has developed a new reference material that can be used as a check on test procedures and for quality control. SRM 2399 consists of nine samples of DNA measured and certified by NIST for triplet repeats ranging from 20 to 118. **The triplet repeat standard joins more than 50 reference materials produced by NIST for quality control in clinical testing.**



Methods and Standards for Food Safety and Nutrition

- Nutrients [as defined by Nutritional Labeling Law]
- Contaminants and Adulterants
- Biotech Foods
- Dietary Supplements



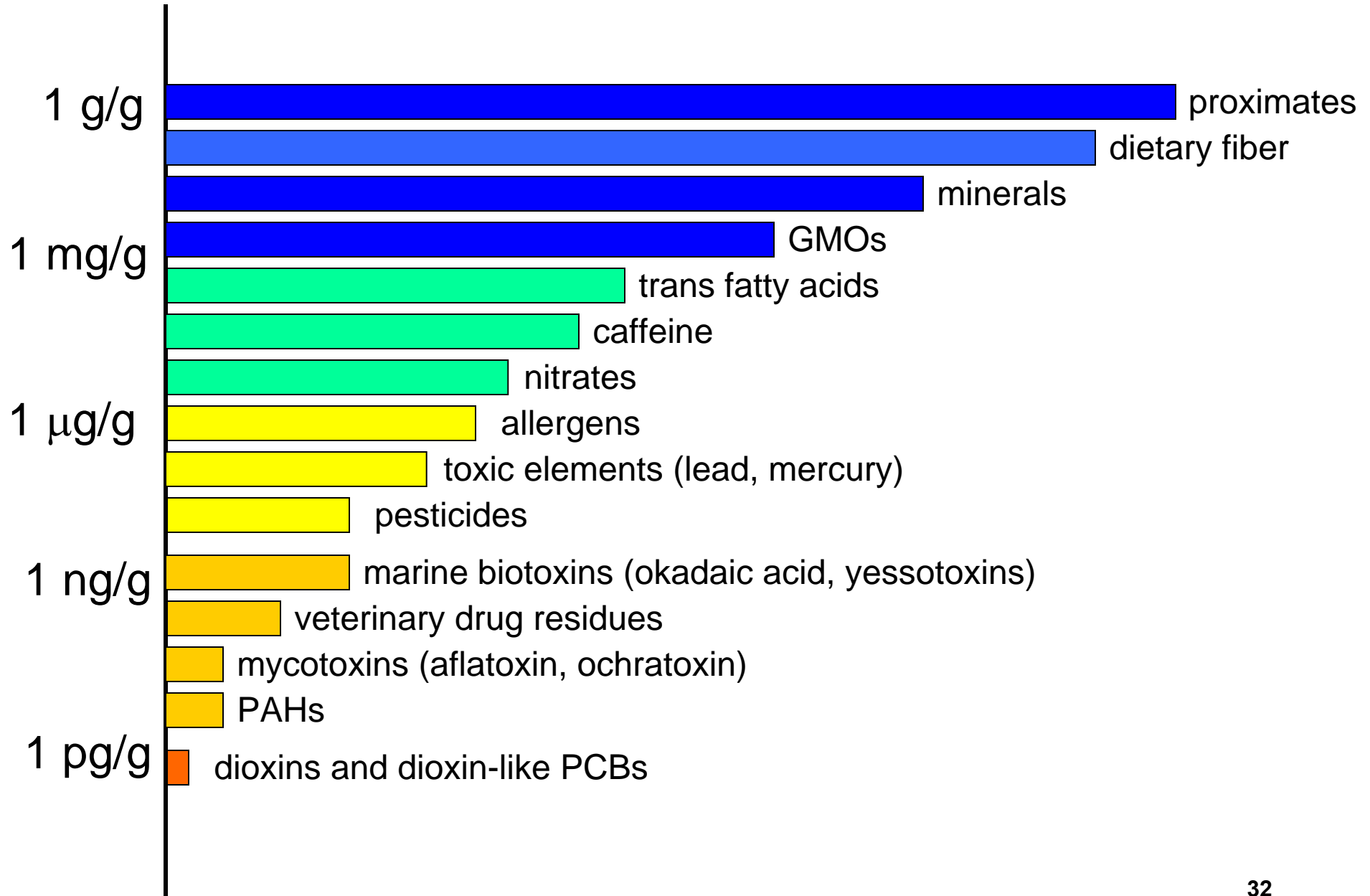
Supplement Facts		Each Tablet Contains		Each Tablet Contains		Each Tablet Contains	
Serving Size 1 Tablet							
Each Tablet Contains		%		%		%	
Vitamin A 3500 IU		70%		100%		25%	
Vitamin C 60 mg		100%		100%		100%	
Vitamin D 400 IU		100%		100%		100%	
Vitamin E 30 IU		100%		100%		100%	
Vitamin K 25 mcg		31%		100%		100%	
Thiamin 1.5 mg		100%		100%		100%	
Riboflavin 1.7 mg		100%		100%		100%	
Niacin 20 mg		100%		100%		100%	
Vitamin B ₆ 2 mg		100%		100%		100%	
Folic Acid 400 mcg		100%		100%		100%	
Vitamin B ₁₂ 6 mcg		100%		100%		100%	
Biotin 30 mcg		10%		100%		100%	
Pantothenic Acid 10 mg		100%		100%		100%	
Calcium 162 mg		16%		100%		100%	
Iron 18 mg		100%		100%		100%	
Phosphorus 109 mg		11%		100%		100%	
Iodine 150 mcg		100%		100%		100%	
Magnesium 100 mg		25%		100%		100%	
Zinc 15 mg		100%		100%		100%	
Selenium 20 mcg		29%		100%		100%	
Copper 2 mg		100%		100%		100%	
Manganese 2 mg		100%		100%		100%	
Chromium 120 mcg		100%		100%		100%	
Molybdenum 75 mcg		100%		100%		100%	
Chloride 72 mg		2%		100%		100%	
Potassium 80 mg		2%		100%		100%	
Boron 150 mcg		•		100%		100%	
Nickel 5 mcg		•		100%		100%	
Silicon 2 mg		•		100%		100%	
Tin 10 mcg		•		100%		100%	
Vanadium 10 mcg		•		100%		100%	
Lutein 250 mcg		•		100%		100%	
Lycopene 300 mcg		•		100%		100%	

*Daily Value (%DV) not established.

Regulation-Driven Measurements in Foods

- **Nutrients (proximates, vitamins, elements)**
- **Phytochemicals**
- **Allergens**
- **Additives and Contaminants**
 - **Colors**
 - **Flavors**
 - **Growth Hormones**
 - **Drug Residues**
 - **Mycotoxins**
 - **Preservatives**
 - **GMOs**
 - **Pesticides**
 - **Other pollutants (i.e., MeHg)**

Nominal Mass Fractions of Measurands in Foods



Nutrition Labeling and Education Act of 1990

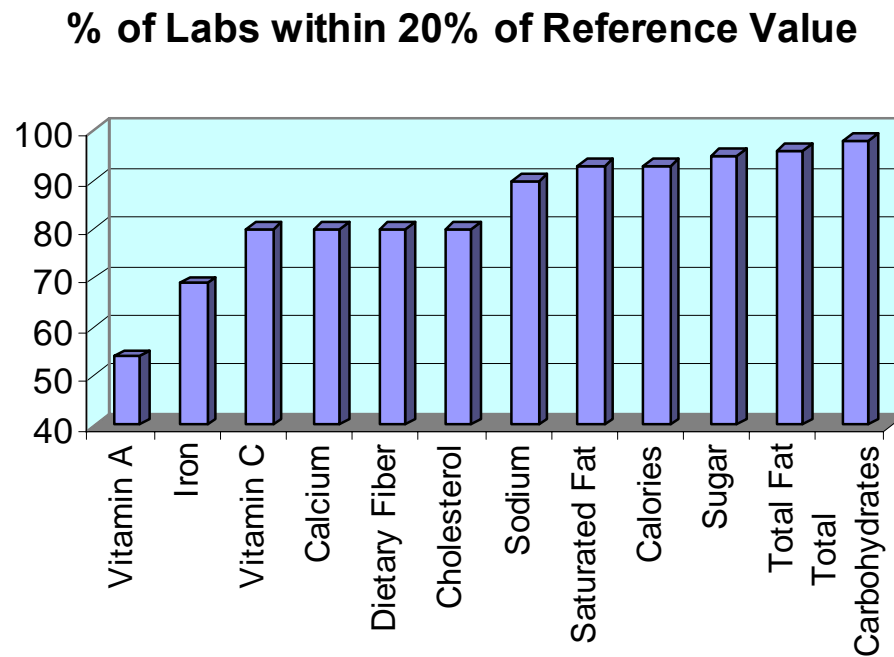
(Public Law 101-535)

Label on processed foods must specify:

- serving size in common household units
- number of servings per container
- total number of calories derived from all sources and derived from fat in each serving
- amount of total fat, saturated fat, cholesterol, sodium, total carbohydrate, dietary fiber, sugars, total protein, vitamin A, vitamin C, calcium, and iron contained in each serving
- any other vitamin or mineral or other nutrient required to assist the consumer in maintaining a healthy diet

Nutrition Facts		
Serving Size 1 cup (35g)		
Servings Per Container 10		
Amount Per Serving	Cereal	Cereal with 1/2 cup Skim Milk
Calories	130	170
Calories from Fat	0	0
% Daily Value**		
Total Fat 0g*	0%	0%
Saturated Fat 0g	0%	0%
Cholesterol 0mg	0%	0%
Sodium 200mg	8%	11%
Total Carbohydrate 30mg	10%	12%
Dietary Fiber 4g	16%	16%
Sugars 18g		
Protein 3g		
Vitamin A	25%	25%
Vitamin C	25%	25%
Calcium	0%	15%
Iron	10%	10%
*Amount in Cereal. One half cup skim milk contributes an additional 40 calories, 65 mg sodium, 6g total carbohydrates (6g sugars), and 4g protein.		
**Percent Daily Values are based on a diet of other people's misdeeds.		
Calories: 2,000 2,500		
Total Fat	Less than 65g	80g
Sat Fat	Less than 20g	25g
Cholesterol	Less than 300mg	300mg
Sodium	Less than 2,400mg	2,400mg
Total Carbohydrate	300g	375g
Dietary Fiber	25g	30g
Calories per gram:		
Fat 9 • Carbohydrate 4 • Protein 4		

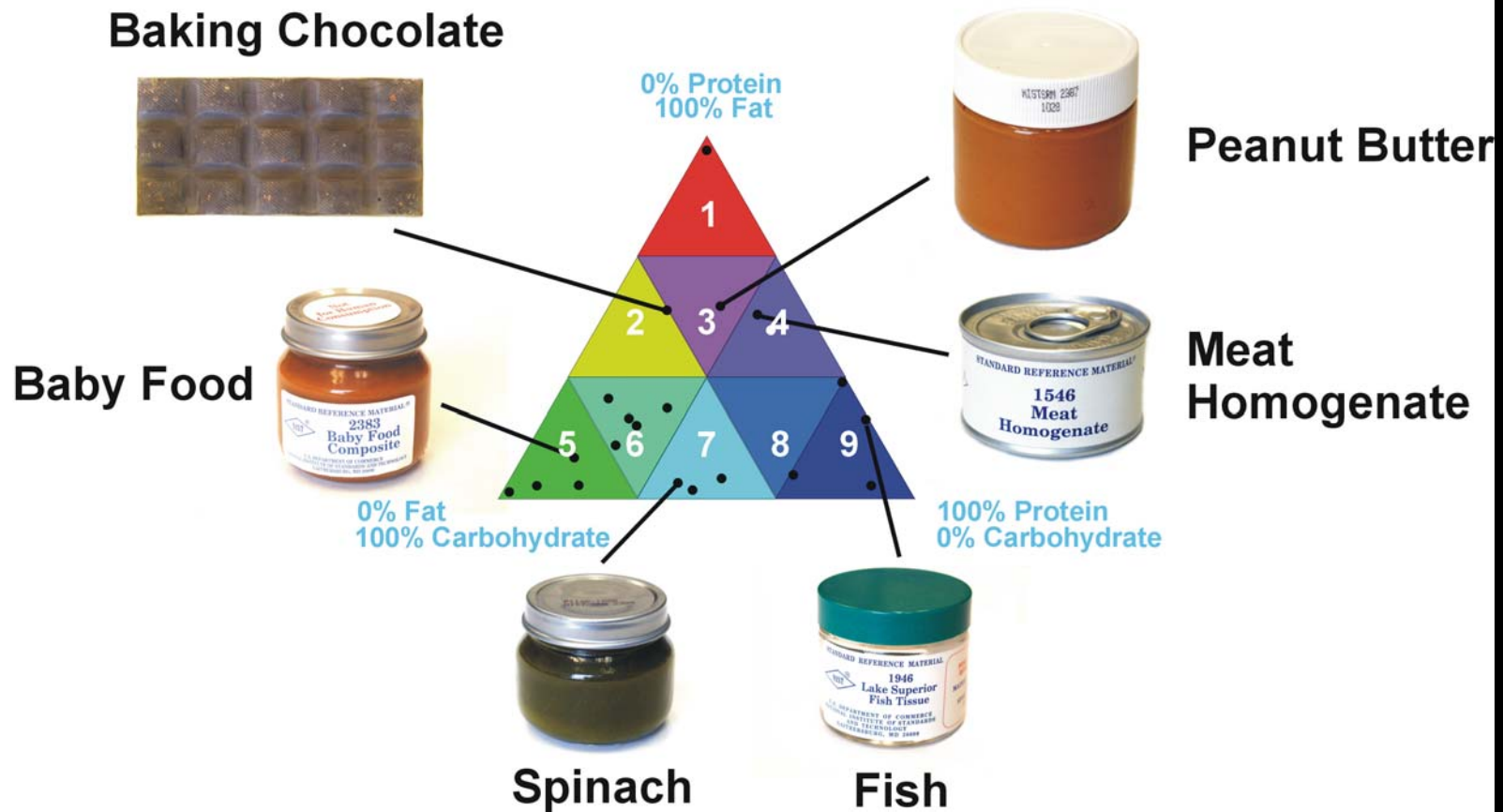
FDA STUDY ON NUTRITION LABEL ACCURACY



**FDA sent 300 foods to commercial reference laboratory to test accuracy
Of nutritional information on the food packages (1996)**

SRMs for Nutrients and Contaminants in Food

Examples of Food-matrix Standard Reference Materials by Sector



Most food analysis labs provide analyses for a similar set of analytes, but matrix Differences and concentration differences are the primary measurement challenges. By providing SRMs across the major sections of the food triangle, NIST will have covered most of the field for the measurement of common food analytes.

Food Supplements (E.U.)/ Dietary Supplements (U.S.)

- **European Directive 2002/46/EC. (Food Supplements Directive).** Provides rules for labeling food supplements, rules on vitamins and minerals in food supplements, lists of vitamins and minerals that may be sold or used as ingredients in the EU. (2001/83/EC, a Pharmaceutical Directive, would cover supplements not included in the Food Supplements Directive.)
- **U.S. Dietary Supplement Health and Education Act of 1994 (DSHEA).** Defines a dietary supplement as “any product that is intended to supplement the diet and that contains one or more of the following: vitamins, minerals, herbs or botanicals, amino acids, metabolites or extracts”. Regulates products as foods and puts the burden of proof for safety on the Food and Drug Administration.

Dietary Supplements: Legislation

- Formal definition given by the Dietary Supplement Health and Education Act (DSHEA) of 1994
 - Established the Office of Dietary Supplements (ODS) within NIH
- **Dietary Supplement:** Any product that is intended to supplement the diet and that contains one or more of the following:
 - Vitamins
 - Minerals
 - Herbs or botanicals
 - Amino acids
 - Metabolites or extracts

SUGGESTED USE: Take one mid-morning, and one mid-afternoon as desired.

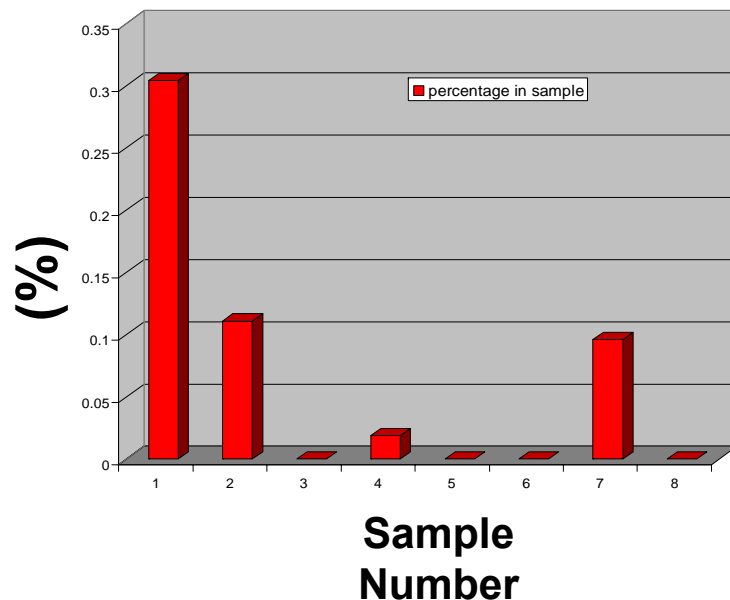
Supplement Facts		
Serving Size 1 Tablet		
Servings Per Container 120		
Amount Per Serving		% Daily Value
Vitamin B ₆		
(as pyridoxine hydrochloride)	10 mg	500%
Vitamin B ₁₂		
(as cyanocobalamin)	3 mcg	50%
Pantothenic Acid		
(as d-calcium pantothenate)	15 mg	150%
DynaChrome® Chromium		
(as arginate/chelidamate)	100 mcg	83%
Potassium (as potassium chloride)	50 mg	1%
Proprietary Blend	652 mg	
Ephedra (standardized plant body extract yielding 18 mg ephedrine)		*
Guarana (standardized seed extract yielding 48 mg caffeine)		*
Siberian Ginseng (root)		*
Green Tea (standardized leaf extract yielding 2 mg caffeine)		*
Dandelion (leaf)		*
Ginger (root)		*
Passion flower (aerial portion)		*
Kelp (leaf)		*
Gymnema Sylvestre (leaf extract)		*
Pullulan		*
Choline (as choline bitartrate)	50 mg	*
Inositol	50 mg	*
Bromelain	50 mg	*
* Daily Value not established		
Other Ingredients: Microcrystalline cellulose, cellulose gum, silicon dioxide, stearic acid, magnesium stearate.		

Dietary Supplements and Functional Foods

Currently \$70 billion Industry in North America
alone and projected to be \$500 billion by 2010

Measurement Traceability increasingly required to:

- support label claims - truth in advertising
- **facilitate regulatory control and/or compliance**
- support public health and safety
- assess conformance with import/export requirements



I. Khan, University of Mississippi

Eight commercial products sold as **Valerian Supplements** were analyzed in one Laboratory for valerenic acid content as shown below:

Standards for Dietary Supplements

US Senate Language FY2002

"NIH-ODS to allocate sufficient funds to speed up an ongoing collaborative effort to develop and disseminate validated analytical methods and reference materials for the most commonly used botanicals and other dietary supplements."

Matrix

- Ephedra
- St. John's Wort
- Saw Palmetto
- Ginkgo Biloba
- Green Tea
- Multivitamin/mineral tablets

Targeted Physiological Agents

Alkaloids

Hypericins, Hyperforin

Fatty Acids, Sterols

Flavonol glycosides, ginkgoterpenoids

Catechins, Gallic Acid

Vitamins and minerals

*Priorities determined in consultation with
NIH, FDA, USDA and AOAC*



Measurements and Standards Impact Healthcare Costs and Quality of Life

Problem Magnitude and Scope:

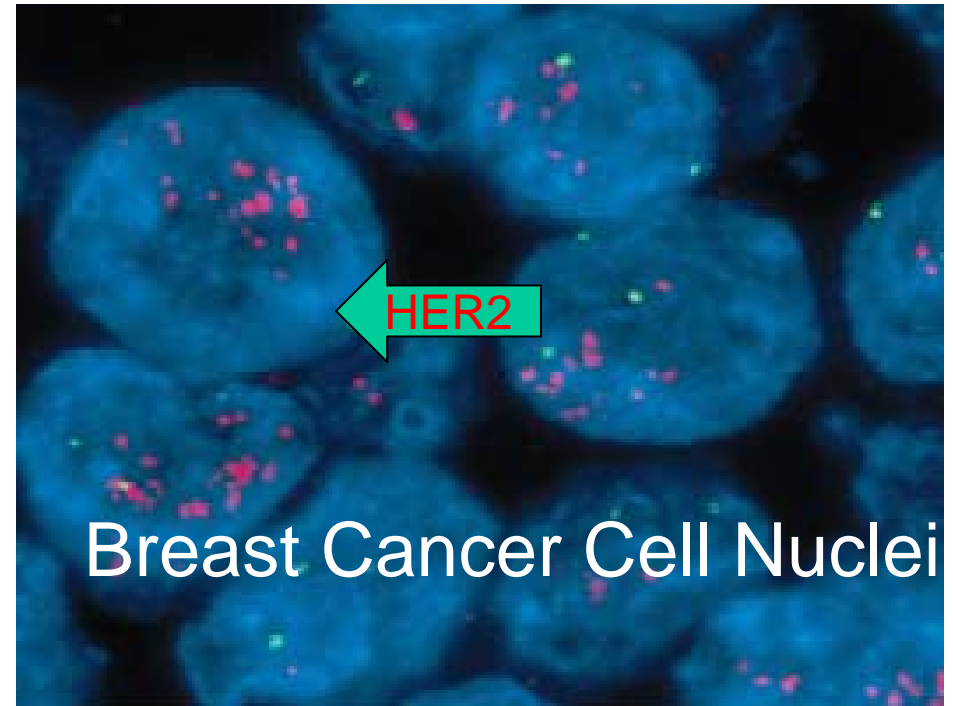
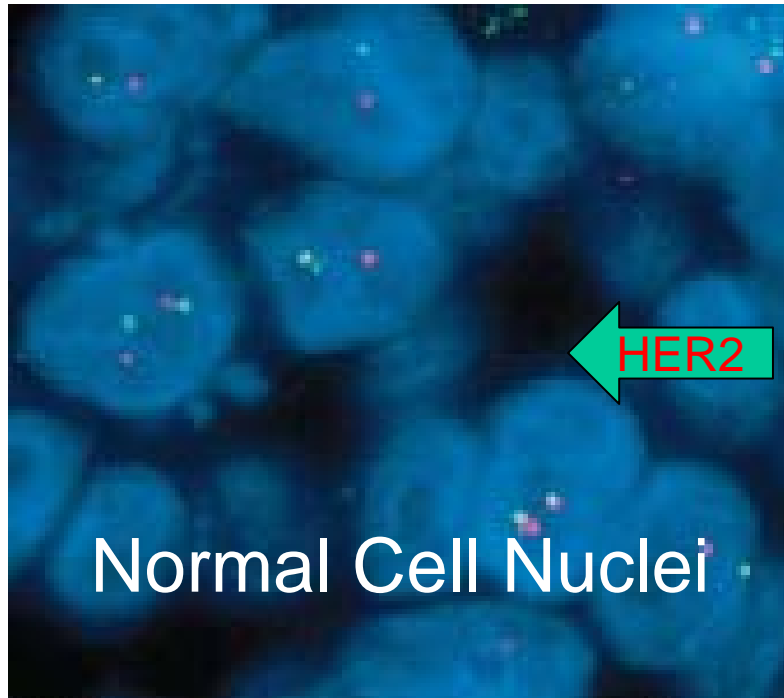
U.S. Spends ~ \$1.8 trillion on Health Care

- ~10-15% of this amount is associated with measurement (**>\$180B**)
- Non-diagnostic measurements cost **> \$40B**

Costs of repeat measurements in Germany amounts is ~ 1.5 B US\$ per year – from German Health report 1998 (www.gbe-bund.de)

Measurement Bias Affects Quality of Life and leads to inefficiency in the application of new HC technologies

- Incorrect diagnosis and treatment
- Impairment of patient well-being
- Excessive costs



FISH DNA Test Detects Extra Copies of HER2 Gene in Breast Cancer Patients

Measurement Problem:

-Technologies and assay variants for HER2 DNA, mRNA and protein (receptor) have no universally accepted standard calibrant and therefore results concerning HER2 levels vary significantly.

Solution:

-NIST is developing a common standard fixed cell line SRM to benchmark all types of HER2 gene, mRNA and protein assay



European Commission

Enterprise Directorate-General

“.... the traceability of values assigned to calibrators and control materials must be assured through available reference measurement procedures and/or reference materials of a higher order ...”

EC-IVD Directive Annex 1 (3)

Approximately 60 % of the in vitro diagnostic medical devices (IVD MD) currently on the ~ \$6 B/yr European market are imported from the US. (Worldwide, the in vitro diagnostic device market is ~\$20B)

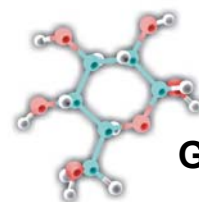
NIST has Maintained Standards for 12 Health Status Markers for 20-years

Reference Systems are Currently in Place for Many Well-Defined Markers that are:

- Relatively small well-defined molecular or elemental species
- Typically, can be determined using well-established ID/MS –based methodology
- Such as the following:

<u>Marker</u>	<u>Disease State</u>
Calcium	Cancer, Blood Clotting
Chloride	Kidney Function
Cholesterol	Heart Disease
Creatinine	Kidney Function
Glucose	Diabetes
Lithium	Antipsychotic Treatment
Magnesium	Heart Disease
Potassium	Electrolyte Balance
Sodium	Electrolyte Balance
Triglycerides	Heart Disease
Urea	Kidney Function
Uric Acid	Gout
Vitamins	Nutrition Status

Demand for these SRMs have increased dramatically since the EU IVD Directive was implemented in December of 2003.



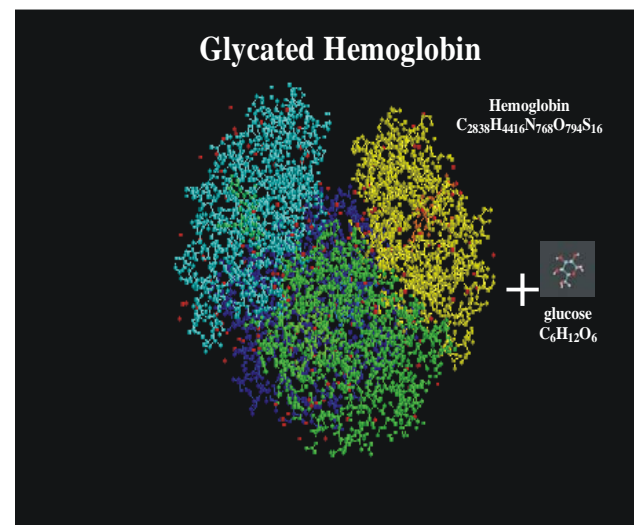
Glucose

NIST has Expanded its Standards Program to Support New IVD Industry Needs

Reference Systems Being Developed for New Markers that typically exhibit:

- High molecular mass (>20,000 daltons)
- Heterogeneity of analyte
- Low concentration
- Instability of analyte form
- Cannot all be determined using ID/MS or other definitive methodologies
- Such as the following:

<u>Marker</u>	<u>Disease State</u>
Troponin-I	Myocardial Infarction
C-Reactive Protein	Risk of Heart Attack
Homocysteine	Risk of Heart Disease
Glycated Hemoglobin	Diabetes Status
T3, T4 and TSH	Thyroid Function
Speciated Iron	Hemochromatosis
PSA	Prostate Cancer
Cadmium & Mercury	Toxic Metal Poisoning
Folates	Neural Tube Defects
HER2	Breast Cancer
Fragile X	Mental Retardation



Drivers for NIST Activities:

- Standardization necessary before full medical diagnostic benefit can be realized
- EU IVD Directive
- Well-articulated US “Other-Agency” Needs (FDA, NCI, CDC etc)

Joint Committee on Traceability in Laboratory Medicine (JCTLM)

WG-I of this International body is charged with:

Establishing a process for identifying, and reviewing against agreed upon criteria “higher order” Certified Reference Materials and Reference Measurement Procedures required for IVD industry compliance with the EC IVD Directive regarding in vitro diagnostic medical devices.

Publishing a List of “higher order” Certified Reference Materials and Reference Measurement Procedures required for IVD industry compliance with the EC IVD Directive regarding in vitro diagnostic medical devices.

Published 1 April 2004, the Current List contains:

- approximately 100 Reference Measurement Procedure entries for **58** different health status markers **NIST has Reference Methods for 30**
- approximately 150 Reference Material entries for **96** measurands **NIST has Reference Materials for 72**

<http://www.bipm.org/en/committees/jc/jctlm/jctlm-db/>

EXAMPLES OF HEALTH-RELATED SRMs

EXISTING SRMs

SRM 1951a Lipids in Fresh-Frozen Human Serum

Certified for
Cholesterol, triglycerides
(reference values for HDL-C and LDL-C)

SRM 956 Electrolytes in Frozen Human Serum

Ca, Li, Mg, K, Na

SRM 965 Glucose in Frozen Human Serum

Glucose

Toxic Metals in Bovine Blood

Pb, Cd, and Hg (methyl-Hg and total)

NEW!!!!

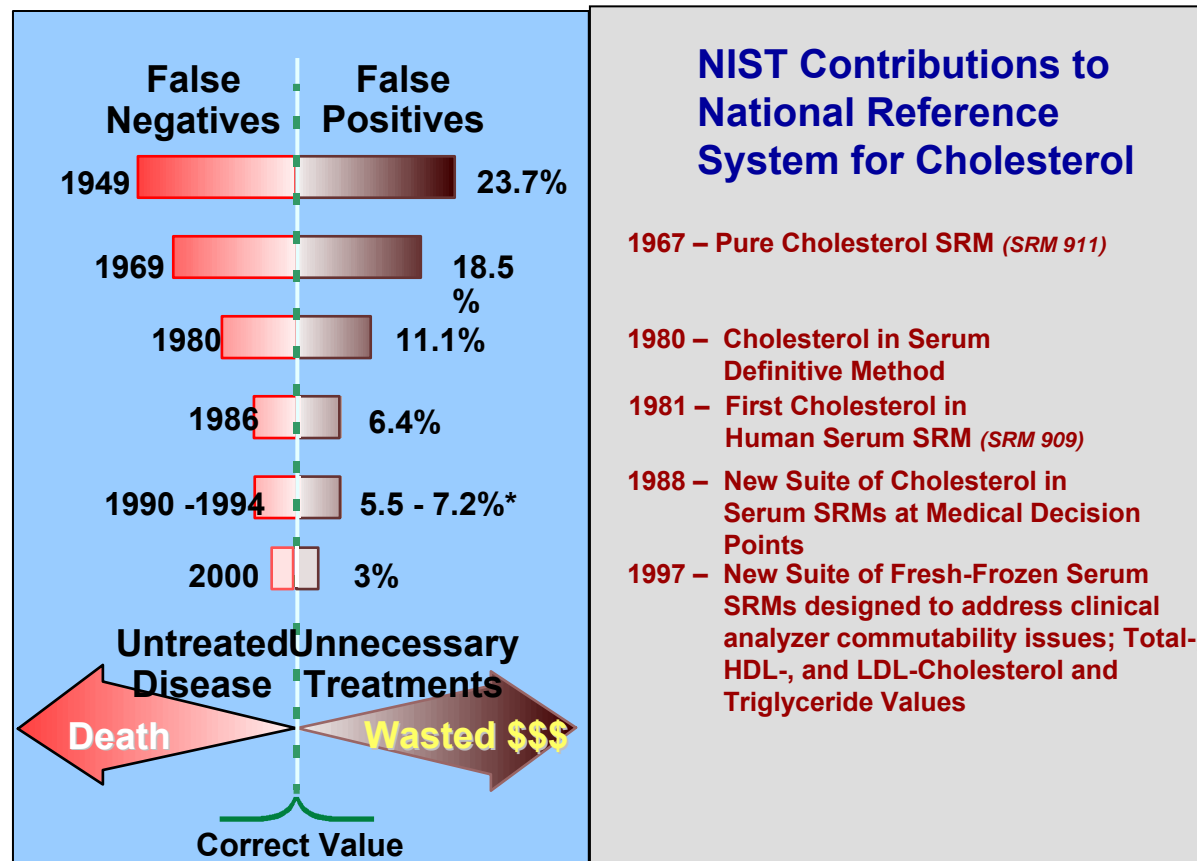
Troponin I Calibration Solution

Homocysteine and Folate in Human Serum

T4, T3 and Cortisol in Human Serum



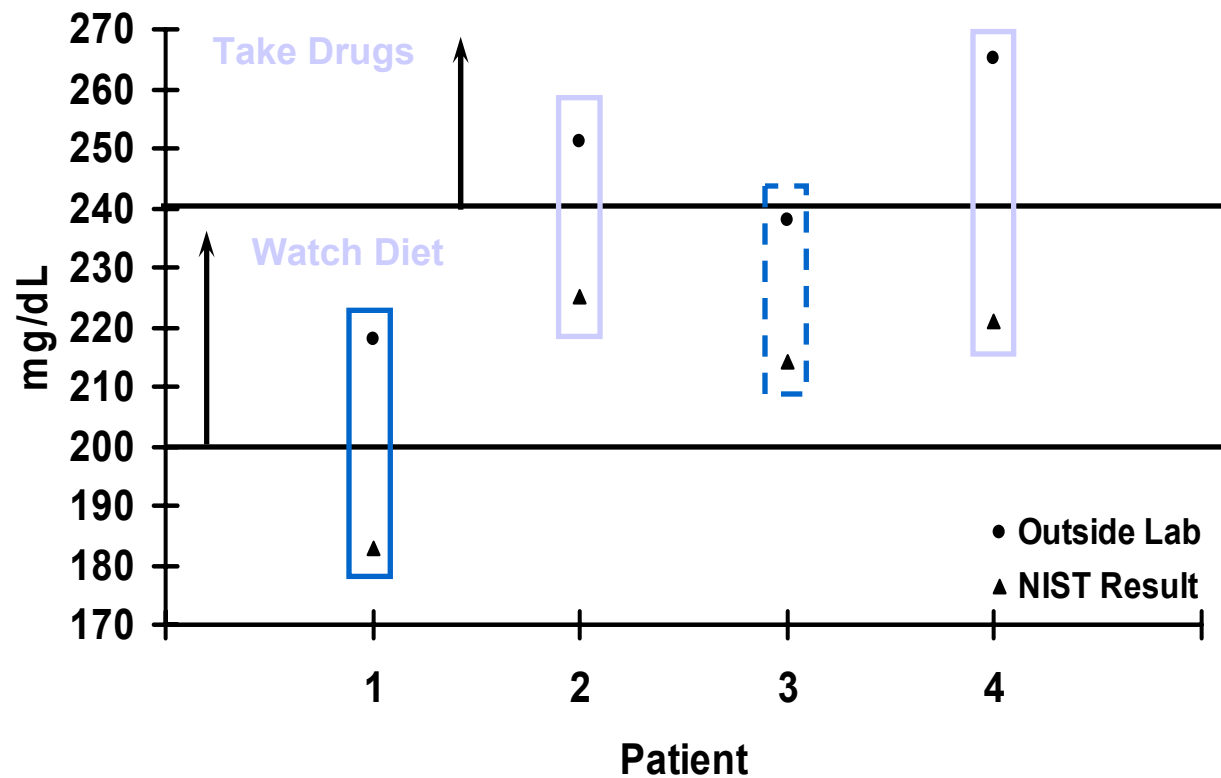
Improved Cholesterol Measurement Accuracy Saves Health Care Dollars



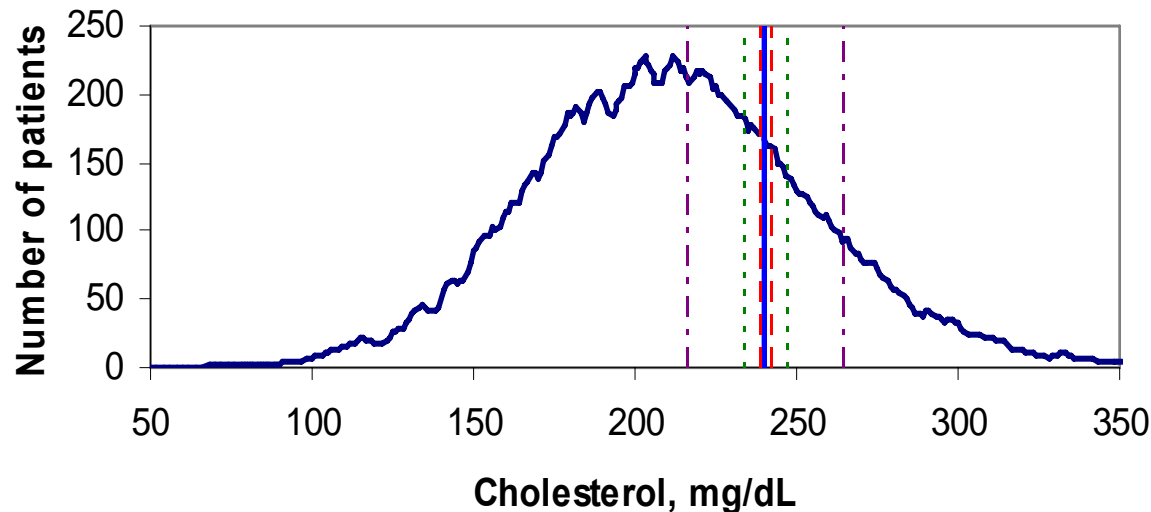
Improvement in precision since 1968 has been estimated to save \$100M/yr in treatment costs

*Data from GAO and CAP

NIST Cholesterol in Blood Experiment - Impact of Inaccurate Measurements



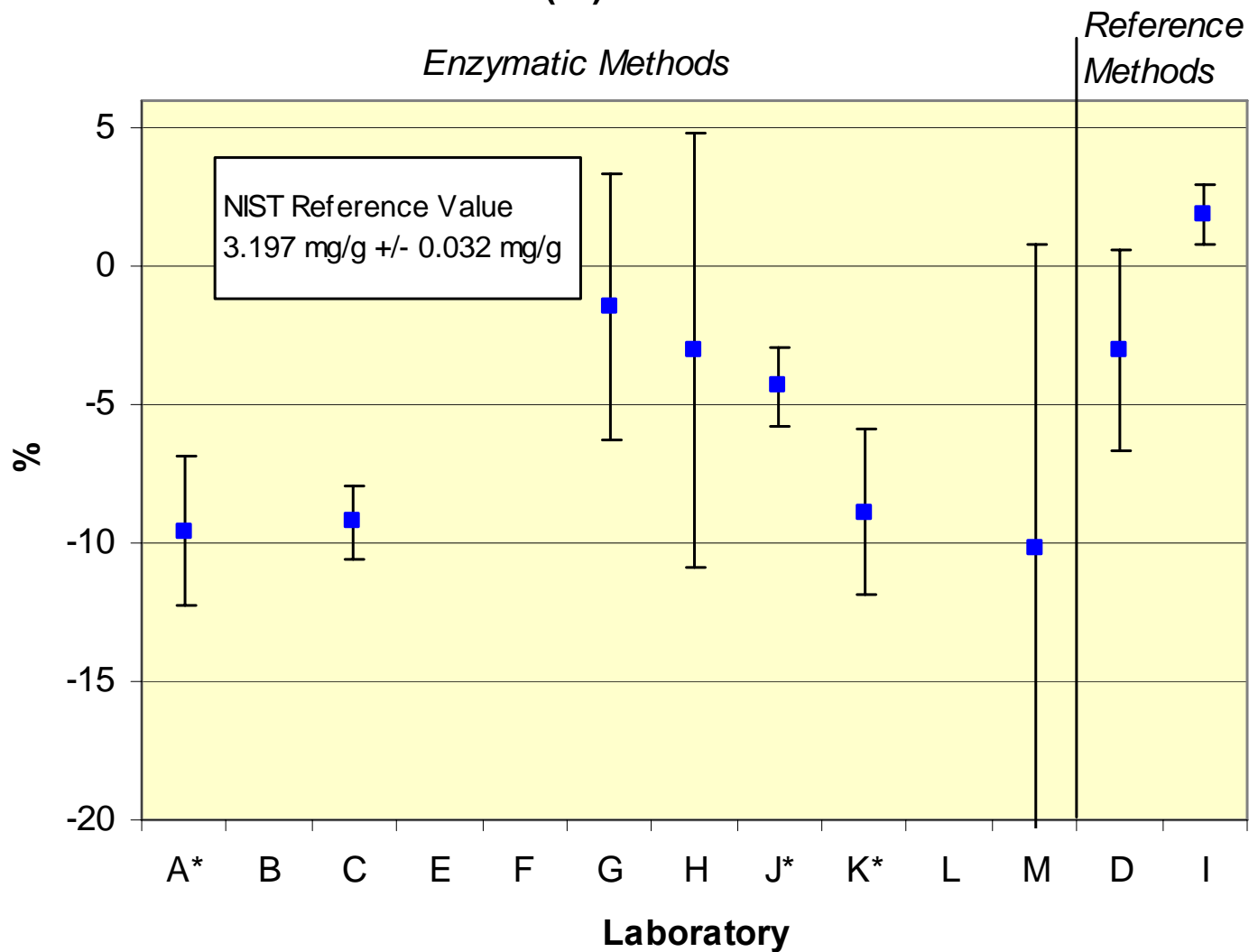
Bias in Cholesterol Measurement Effects Medical Decision-Making



**Cholesterol Frequency
Distribution of >20,000
Mayo Clinic Patients**
(with +1%, +3% and +10% limits
around 240 mg/dL criteria point)

<u>If measurement bias were:</u>	<u>Positives (>240 mg/dL) per 1000</u>	<u>Predicted Change in "Positives/1000"</u>
-10% bias	120	<div style="display: flex; align-items: center;"> <div style="margin-right: 10px;"> <div style="border-left: 1px solid black; height: 10px; width: 10px;"></div> <div style="border-left: 1px solid black; height: 10px; width: 10px;"></div> <div style="border-left: 1px solid black; height: 10px; width: 10px;"></div> </div> <div style="margin-right: 10px;">-15</div> <div style="border-left: 1px solid black; height: 10px; width: 10px;"></div> <div style="margin-right: 10px;">-46</div> <div style="border-left: 1px solid black; height: 10px; width: 10px;"></div> <div>-129</div> </div>
-3% bias	203	
-1% bias	234	
0% bias	249	<div style="display: flex; align-items: center;"> <div style="margin-right: 10px;"> <div style="border-left: 1px solid black; height: 10px; width: 10px;"></div> <div style="border-left: 1px solid black; height: 10px; width: 10px;"></div> <div style="border-left: 1px solid black; height: 10px; width: 10px;"></div> </div> <div style="margin-right: 10px;">+14</div> <div style="border-left: 1px solid black; height: 10px; width: 10px;"></div> <div style="margin-right: 10px;">+51</div> <div style="border-left: 1px solid black; height: 10px; width: 10px;"></div> <div>+197</div> </div>
+1% bias	263	
+3% bias	300	
+10% bias	446	

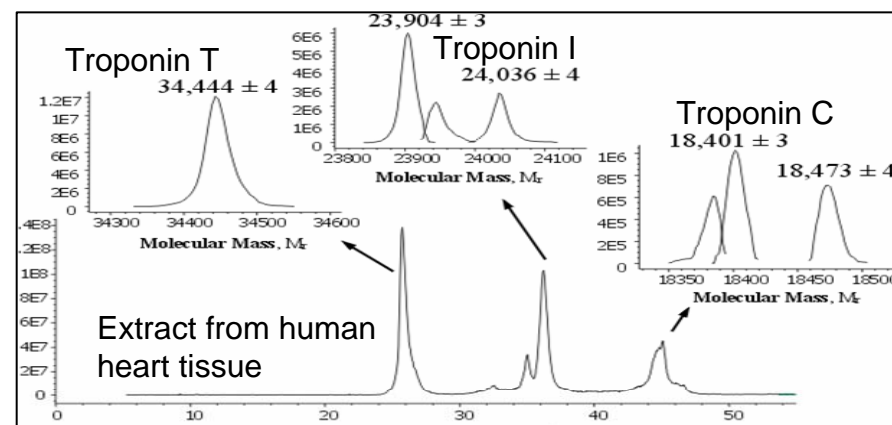
Material A - Difference (%) from NIST Reference Value



Troponin I is a marker for the occurrence and damage from heart attack

Assay	Conc.	# Labs
Manufacturer	ng/mL	
A	19.9	115
B	6.7	489
C	0.85	27

From G. S. Bodor, Denver Health and Hospitals -- personal communication 1997



PROBLEM:

Troponin I is a complex, heterogeneous protein that may be free or may be complexed with Troponin C and/or Troponin T. Different assay antibodies do not recognize the same form.

NIST Response:

Developed SRM 2921, a Troponin - I, C, T - complex from human heart tissue. Concentrations of Troponin I and Troponin-T value assigned by NIST. Proper use of this SRM by the industry has been shown to reduce data variability by a factor of 10.

Forensics & Homeland Security Overview

- Forensics
 - Crime Scene Investigations
 - Drugs of Abuse
 - Human Identification Technology
- Homeland Security
 - Biological Threat Detection
 - Chemical Threat Detection
 - Nuclear Threat Detection




Environmental Measurements

Marine Environment




Drinking and Waste Water



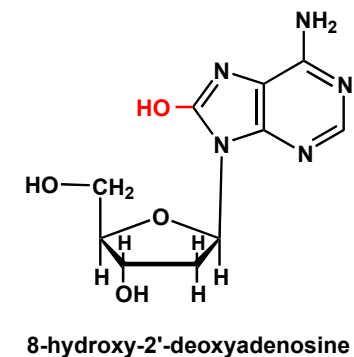
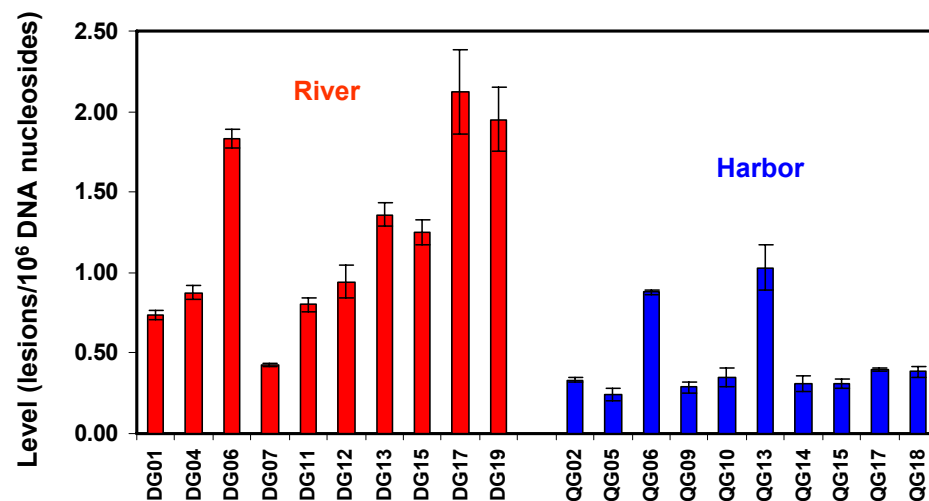
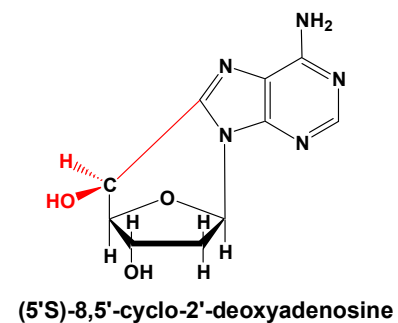
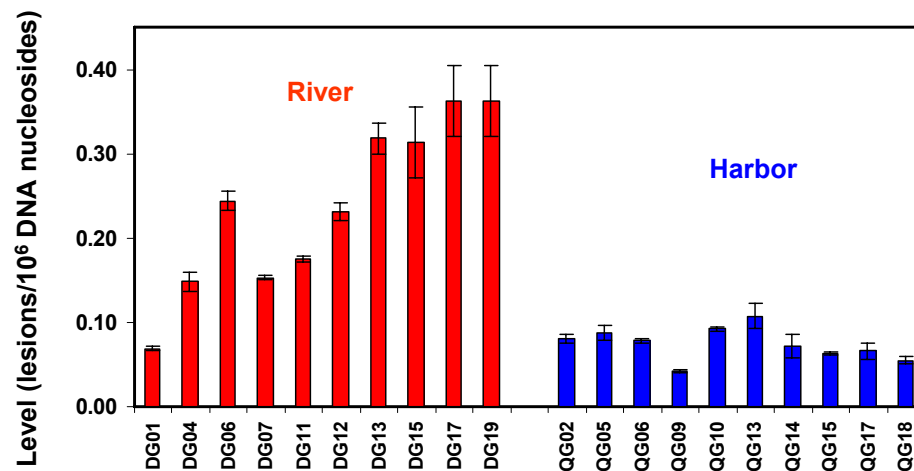
National Reference System for Environmental Measurements

- Measurement Research
- Standards Development
- Quality Assurance Activities
- International Activities

Stationary and Mobile Source Emissions



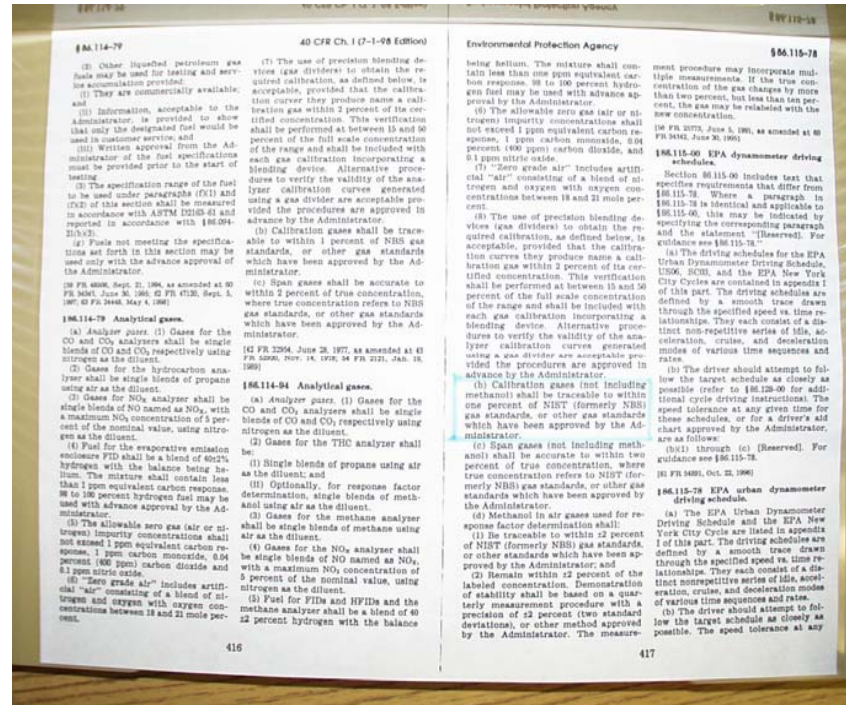
Effect of pollution on fish DNA



Mercury Emissions Monitoring...Traceability?



40 CFR Part 86.114(b)



New Standards to Support the Automobile Industry

Compound	Current SRMs	New Standards
Methane	1.0 ppm to 100 ppm	0.1 ppm to 0.5 ppm
Propane	0.25 ppm to 500 ppm	0.05 ppm to 0.2 ppm
Carbon Monoxide	10 ppm to 0.08 %	0.2 ppm to 5 ppm
Carbon Dioxide	0.5 % to 16 %	0.01 % to 0.1 %
Nitric Oxide	5 ppm to 3000 ppm	0.01 ppm to 1.0 ppm
Zero Air	NA	Detection Limit

Red text = Significant research involved

Stationary Sources



- Clean Air Act: Title IV
 - Power Plants -> Stack Emissions
 - EPA rules allowing emissions trading
 - Sulfur Dioxide, Nitric Oxide
 - EPA Protocol Gas Standards -> Requires “NIST Traceability”
- NIST Programs
 - Gas SRM and NTRM program
 - Partners: EPA and the specialty gas industry
 - Infrastructure: Primary Gas Standards
- Global Warming Gases emission trading program?

Standards for Mercury Emissions

EPA to regulate mercury emissions from coal fired power plants (Title II of the Clean Air Act of 1990)

- Original publication of regulations: December 2003
- Cap and Trade proposal issued February 24, 2004
 - 30 % reduction by 2008

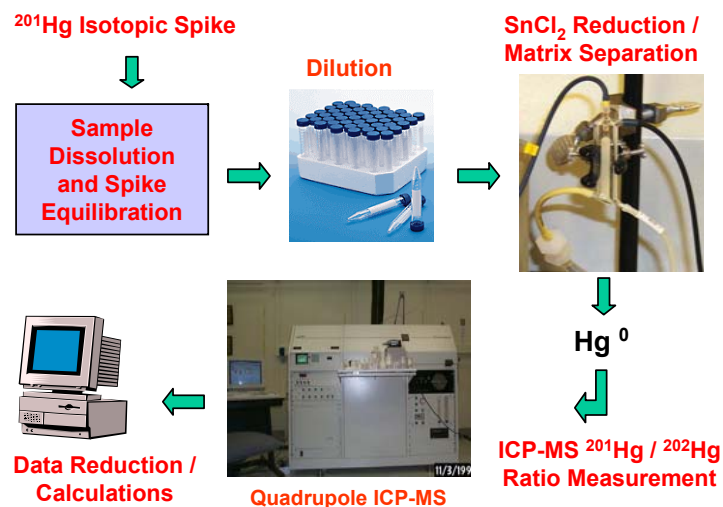
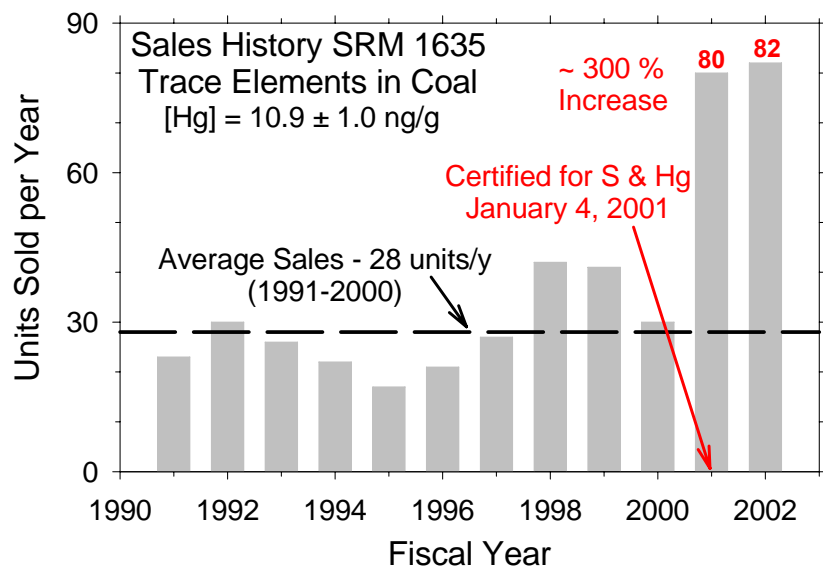
NIST Project Objectives

- **Provide traceability in elemental mercury emissions monitoring**
 - *Add Hg values to suite of existing Coal SRMs*
 - *Develop new gas mixture SRMs with NIST certified elemental mercury concentrations*

Certification of Mercury in Fossil Fuel SRMs by ID-CV-ICP-MS

Value added to existing SRMS

	<u>ng/g of Hg</u>	
SRM 1632c	93.8 ± 3.7	Bituminous
SRM 2682b	108.8 ± 2.9	Subbituminous
SRM 2683b	90.0 ± 3.6	Subbituminous
SRM 2684b	97.4 ± 4.7	Bituminous
SRM 2685b	146.2 ± 10.6	Bituminous
SRM 2692b	133.3 ± 4.1	Bituminous
SRM 2693	37.3 ± 7.7	Bituminous



New method developed to meet industry need for low level Hg standards in coals

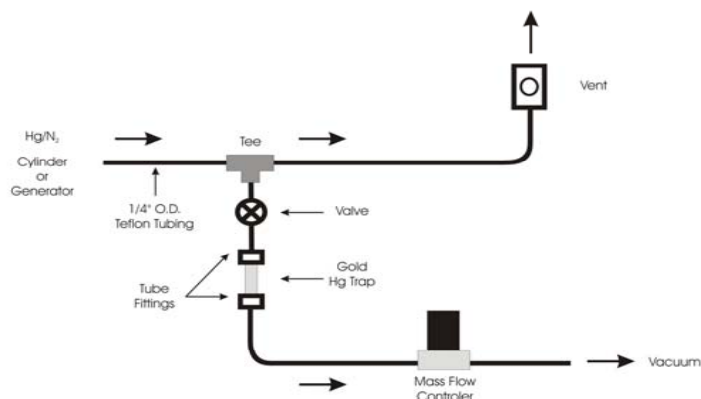
Mercury in Nitrogen Gas Standards

New Method: The first step is to develop a NIST traceable method for determining Hg^0 in nitrogen from two sources gas cylinders mercury generators (calibrators). This will be followed by the development of a NIST traceable standard for Hg^{++} in a flue gas.

Mercury Concentration of Cylinder Gas Mixtures

Cylinder Number	Concentration Hg ($\mu\text{g}/\text{m}^3$)	Expanded Uncertainty	Percent Relative
CC-162841	2.13	0.14	6.6 %
CC-162896	2.50	0.16	6.4 %
CC-162918	2.25	0.16	7.1 %
CC-162789	5.99	0.36	6.0 %
CC-165910	6.31	0.38	6.0 %
CC-162915	4.48	0.28	6.3 %
CC-162824	21.4	1.3	6.0 %
CC-162881	22.8	1.4	6.0 %
CC-162911	22.9	1.4	6.0 %
CC-162828	55.6	3.4	6.1 %
CC-162887	64.9	3.8	5.9 %

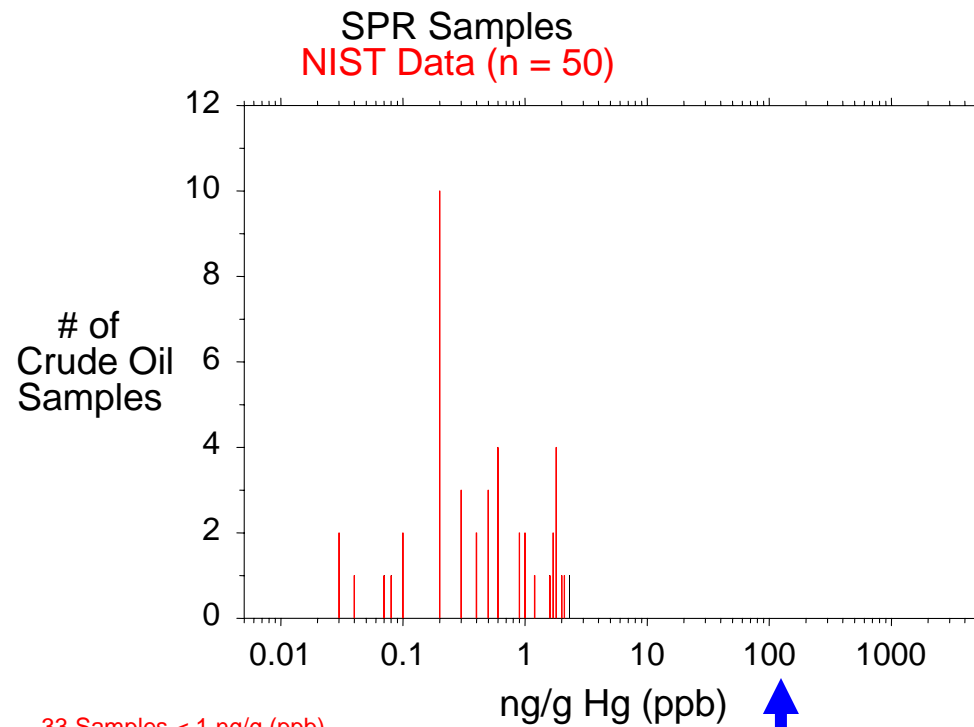
Figure 2. Manifold for Sampling Hg^0 Vapor



Three sets of three cylinders each containing Hg^0 vapor in nitrogen were analyzed by NIST to provide traceable calibration gas mixtures. The nominal concentrations of Hg^0 in the sets are $2 \mu\text{g}/\text{m}^3$, $5 \mu\text{g}/\text{m}^3$ and $20 \mu\text{g}/\text{m}^3$.

**Calibration: SRM 3133
Mercury Standard Solution**

Hg in Crude Oil Samples from the U.S. Strategic Petroleum Reserve



33 Samples < 1 ng/g (ppb)

42 Samples < 2 ng/g (ppb)

Coal

Hg concentrations much less than typical values found in U.S. coal.



Oceans and Human Health Initiative

To provide science and biotechnology for evaluating and understanding linkages between coastal development, the condition of the marine ecosystems, and public health.



NIST will support OHHI efforts for:

- ◆ Detecting, identifying and determining the sources of human pathogens in coastal waters.
- ◆ **Identifying and quantifying emerging chemical contaminants in coastal waters and assess their potential effects.**
- ◆ Assessing the health status of key marine organisms using genomic technology (oyster and shrimp).
- ◆ Monitoring and assessing coastal environmental quality and associated public health threats.

Pharmaceuticals in the Environment



Pharmaceuticals enter the environment primarily through treated and untreated waste (human excretion, landfill and agricultural run-off, disposal of expired medications)

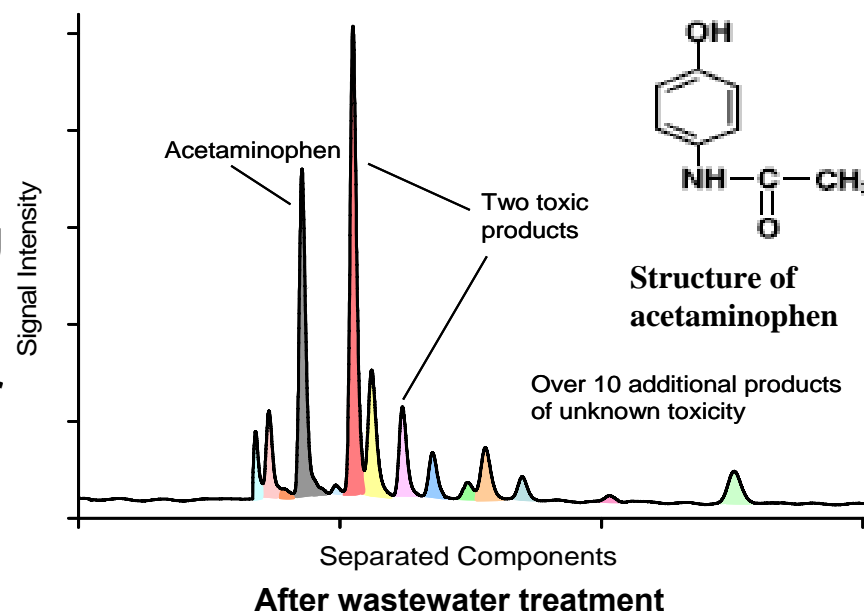
Continuous release results in pseudo-persistence in the environment

Some of the most frequently detected anthropogenic compounds in US streams are pharmaceuticals: acetaminophen (analgesic), erythromycin and sulfamethoxazole (antibiotics), estriol (estrogen); frequency of detection > 15 %

They are of environmental and human health concern because of their bioactivity, e.g., metabolic/endocrine disruption, bacterial resistance

Environmental Fate of Pharmaceuticals and Personal Care Products

- Research into the fate and effects of pharmaceuticals and personal care products in the environment is rapidly increasing.
- Characterization of pharmaceuticals and other emerging contaminants is an important component of the Center of Excellence in Oceans and Human Health within the HML.
- Current research is aimed at identifying environmentally relevant chemical species to be monitored and developing trace analytical methods for their determination in water, sediments, and sewage sludge.



NIST Mission and Strategies for Success

- **Mission:** *To promote U.S. innovation and industrial competitiveness by advancing measurement science, standards, and technology – in ways that enhance economic security and improve the quality of life for all Americans*
 - *NIST is well positioned – at the nexus of science and industry – to advance this mission in support of industry and national needs*
- **Implementation Strategies:**
 - 1) Help the U.S. to drive and take advantage of the increased pace or technological change
 - 2) Foster more efficient transactions in the domestic and global marketplace by promoting more effective development and use of standards by manufacturers and the service sector
 - 3) Address selected critical national needs *assigned* to NIST

Proposed Center of Excellence for Chemical Nanomanufacturing

- Chemical V2020 and Council for Chemical Research formed consultative committee with NNI to help implement Nanomaterials by Design Roadmap
- Formed WGs and had workshop (Feb 05) to identify specific industry needs (semiconductor and chemical industry participated). The following broad areas were identified
 - Manufacturing Unit Operations
 - Real-time Measurement Science/Metrology
 - Modeling and simulation
 - Synthesis

A National program in Chemical Metrology is a great investment that pays significant dividends to the National economy and Quality of Life through underpinning

- Transactional efficiency in National and International Trade
- Fact-based Environmental Decision-Making
- Assessment Food Safety and Nutritional Content
- Healthcare Decision-Making
- National Security
- Innovation and Industrial Competitiveness

Thanks for your attention !!!



For further
information:

Contact: willie.may@nist.gov

or visit us at
www.cstl.nist.gov