

Photo 28. Backwash System (Subsection 4.2.7)



Photo 29. North Plant Alarms (Subsection 4.2.8)




Photo 30. Waterman Plant Alarms (Subsection 4.2.8)




Photo 31. Power Supply Inside PLC Panel (Subsection 4.2.9)




Photo 32. Power Supply PLC Key Pad (Subsection 4.2.9)




Photo 33. Conveyance Pipe Headers (Subsection 4.2.10.2)





Photo 34. Typical Carbon Vessel Pair (Subsection 4.3.1.1)



Photo 35. Chlorine System (Subsection 4.3.1.1)