

Banishing Quasiparticles From Josephson-Junction Qubits: Why and How To Do It

K. M. Lang, S. Nam, J. Aumentado, C. Urbina and John M. Martinis, *Member, IEEE*

Abstract—Current-biased Josephson junctions are prime candidates for the realization of quantum bits; however, a present limitation is their coherence time. In this paper decoherence is qualitatively shown to arise from quasiparticles. We can decrease the number of quasiparticles present in the junctions by two methods – reducing the creation rate with current shunts and increasing the depletion rate with normal-metal traps. Experimental data demonstrate that both methods are required to significantly reduce the quasiparticle number and increase the system’s coherence. We conclude that these methods are effective and that the design of Josephson-junction qubits must consider the role of quasiparticles.

Index Terms—Andreev reflection, Josephson junction, quantum computation, quasiparticle, qubit, superconducting devices.

The quantized energy levels of the current-biased Josephson junction, first observed over fifteen years ago [1], form the basis of several more-recent proposals and experiments [2]-[4] for a Josephson-junction realization of a quantum bit (qubit) [5]. Josephson junctions are promising systems for qubits because of the low dissipation inherent to the superconducting state and the relative ease of scaling to multiple qubits through integrated-circuit fabrication technology [6]. Recent experiments have demonstrated that Josephson-junction qubits can in principle perform the basic functions needed for quantum computation— initialization of the state, controlled evolution, and state measurement— with coherence times sufficient for this demonstration [4], [7]-[10]. However, because coherence times must be further increased to perform multiple logic operations in a practical quantum computer, an important area of research is understanding the mechanisms of decoherence.

The purpose of this paper is to demonstrate experimentally that quasiparticles can be a significant source of decoherence in a Josephson qubit and to understand how to minimize their

presence and effect¹. At the low temperatures typically used in Josephson qubit experiments (~ 10 -50 mK), the *equilibrium* quasiparticle density is computed to be exponentially small. However, because the state measurement procedure produces a voltage across the junction, a significant number of quasiparticles are produced and remain in the system even after the qubit is reset into the zero-voltage state. These quasiparticles, with densities far exceeding the equilibrium value, then cause decoherence, perturbing the proper operation of the qubit.

In this paper, we begin with a general overview of the operation of a Josephson qubit. We then give a qualitative picture of how quasiparticles in the junction may affect its operation and cause decoherence. After briefly discussing our particular experimental setup, we consider mechanisms that decrease the production of quasiparticles and increase their rate of removal. Finally, we show experimental data that demonstrates the benefit of reducing the number of quasiparticles for the coherence of the qubit.

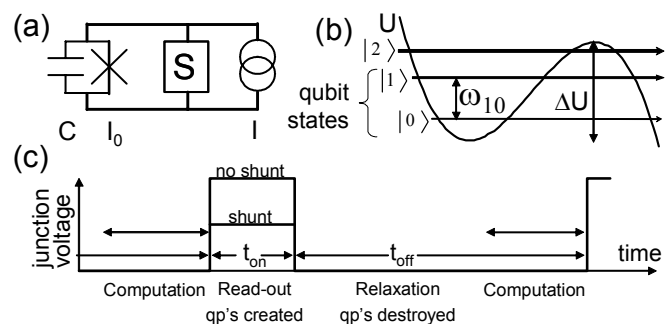


Fig. 1: Josephson-junction qubit operation schematics. (a) Schematic circuit for a current-biased Josephson-junction qubit. ‘S’ represents the shunt which is used to minimize the generation of quasiparticles. Typical values for the qubits of this paper are $I_0 \approx 40 \mu\text{A}$, $C \approx 6 \text{ pF}$. (b) Cubic potential derived from an analysis of the circuit of (a). For the qubits in this paper $\omega_{10}/2\pi \approx 7.5 \text{ GHz}$. (c) Schematic quantum-computation cycle showing periods during which quasiparticles (qp’s) are created and destroyed.

Figure 1 shows a schematic of the circuit for a current-biased Josephson qubit, as well as the resulting effective potential and quantized energy levels [4], [11]. The two lowest energy levels are used for the qubit states. A quantum computation generally proceeds as follows. (See Fig. 1c.)

¹ Experiments on SET devices have already addressed this issue by incorporating quasiparticle traps in their design. See [9], for example.

Manuscript received August 6, 2002. This work is supported in part by the NSA under contract MOD709001.

K. M. Lang, S. Nam, J. Aumentado and John M. Martinis are with the National Institute of Standards and Technology, 325 Broadway, Boulder, CO 80305-3328, USA (John M. Martinis is the corresponding author: tel: 303-497-3597; fax: 303-497-3042; e-mail: martinis@boulder.nist.gov).

C. Urbina is with Service de Physique de l’Etat Condensé, Commissariat à l’Energie Atomique, Saclay, F-91191 Gif-sur-Yvette Cedex, France. Contribution of NIST, not subject to copyright.

Starting with the qubit in its ground state, a series of current-bias pulses at microwave frequencies are applied to the junction to manipulate the state and hence perform the desired logic operations [12]. At the end of this computation period, the occupation probability of state $|1\rangle$ is measured by inducing a transition of this state out of the potential well. Once out of the well, the phase of the superconductor increases rapidly, which is equivalent to a voltage developing across the junction. This read-out voltage, maintained for a time t_{on} , indicates the state of the qubit but also, unfortunately, creates a large number of quasiparticles. After the read-out, the junction is returned to the zero-voltage state for a time t_{off} , which permits relaxation of both the qubit state toward its ground state and the number of quasiparticles toward zero. When the computation cycle begins again, any remaining quasiparticles may cause decoherence in the next cycle.

Decoherence occurs during the computation period of the qubit cycle, and may be thought of as deviations from the intended trajectory of the qubit state. Such deviations may take two forms: variation in the rate of evolution of the relative phase between the $|0\rangle$ and $|1\rangle$ states and unintended transitions between these states. Decoherence from quasiparticles can arise via either of these channels. For example, quasiparticles tunneling across the junction create shot noise in the current bias. Noise at the qubit transition frequency ω_{10} causes unintended state transitions, whereas noise at low frequencies alters the junction bias current I and hence ω_{10} , leading to unintended variations in the phase evolution [12]. Quasiparticles also reduce the critical current I_0 of the junction by changing the effective population of the supercurrent channels [13]. Fluctuations in this population create noise in I_0 , producing decoherence as with bias-current noise. Finally, quasiparticles provide a mechanism for energy dissipation that can result in unintended $1 \rightarrow 0$ transitions.

Having described in general terms both the operation of the qubit and role of quasiparticles in decoherence, we now discuss the specific system used for this paper. The qubit device and operation is identical to that previously described [4] with one significant difference. In the previous experiment we used Nb- Al_2O_3 -Nb tri-layer junctions, whereas in the present experiment we use Al- Al_2O_3 -Al junctions. This change was implemented for two reasons. First, we suspect that fluctuations and dissipation seen in our previous experiment may have arisen from trapping sites in the Nb tri-layer tunnel barrier. Second, other research groups have achieved longer coherence and energy relaxation times with Al junctions [9], [14].

Since our new Al junctions were fabricated by a process that should be compatible with making large numbers of qubits in the future, we illustrate the junction geometry in Figure 2 and describe here in detail the procedure. Optical

photolithography is used for pattern definition for all layers, with the order of deposition and processing as follows. (1) We sputter deposit a 0.1 μm thick Al film to form the base layer of the junction. This film is then patterned by wet etch. (2) A 0.2 μm thick SiO_2 insulating layer is deposited by ECR-PECVD². (3) We fabricate the quasiparticle traps by evaporating a 3 nm adhesion layer of Ti followed by 0.1 μm of AuCu (25 wt.% Cu). This layer is patterned with liftoff. (4) The Al Josephson junctions are fabricated by first opening a window in the SiO_2 by reactive ion etching using CHF_3 - O_2 process gases. The Al base electrode is then cleaned by Ar ion milling for one minute at 800V and at an ion current density 0.15 mA/cm^2 . The tunnel barrier is formed by oxidizing in 10 Torr of O_2 for 10 minutes, and the junction is completed by sputtering 0.1 μm of Al for the counter-electrode. This final Al layer is patterned by wet etch. (5) Vias and a wiring layer are deposited using steps identical to (4) but without the oxidation step.

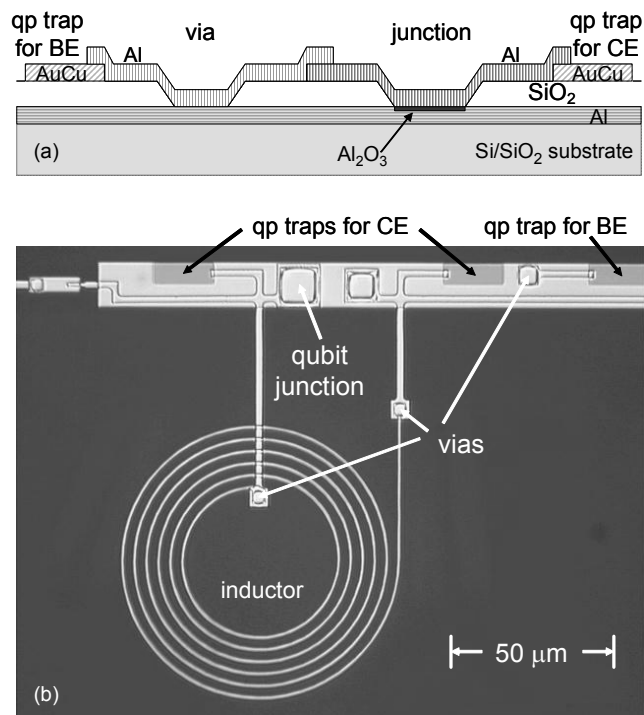


Fig. 2: Cross section and photo of our Josephson junction qubit illustrating the fabrication process and quasiparticle trap geometry. The base electrode (BE) and counter electrode (CE) of the Josephson junction is Al. Quasiparticle (qp) traps are fabricated from AuCu and directly connect to the CE, but connect to the BE through a via. Panel (b) shows a photomicrograph of the device.

The quality of the tunnel junctions thus fabricated is demonstrated by measurements of their current-voltage characteristics as shown in Figure 3. This I - V shows small quasiparticle leakage inside the gap³, comparable in magnitude to that reported in the literature [15]. From the multiple-

² Electron-cyclotron plasma-enhanced chemical vapor deposition.

³ We note that the critical process variable for obtaining low quasiparticle leakage was the ion mill voltage. Initial devices milled at 200V-400V gave very leaky and poor quality junctions. Milling voltages from 600V to 1000V all produced high quality I-V characteristics.

Andreev- reflection theory of quasiparticle tunneling [16]-[19], steps in conductance are expected at voltages $2\Delta/ne$ for an order- n tunneling process. The conductance is predicted to decrease by a constant multiplicative factor for each order⁴, with the exact factor depending on the quality of the tunnel barrier. The I - V of Figure 3 clearly shows a plateau between 2Δ and Δ , with a relatively large factor of 300 step in conductance. At lower voltages the data is consistent with further significant reductions in conductance.

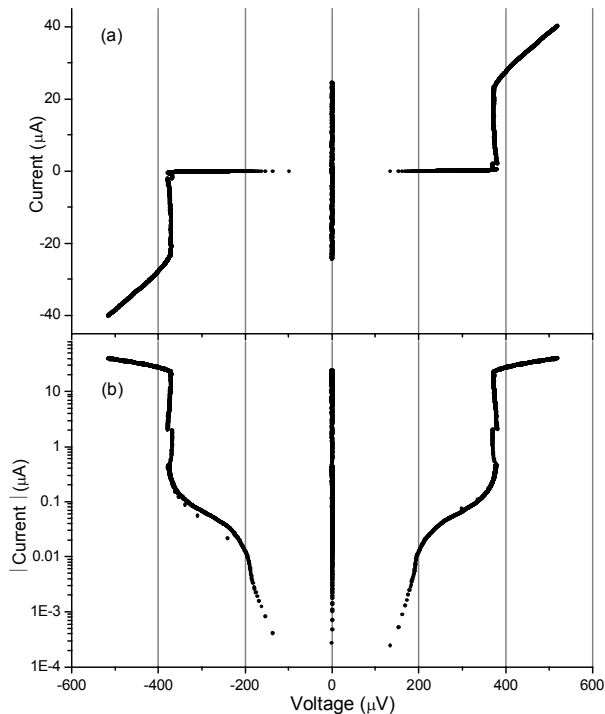


Fig. 3: Current-voltage plot of Al-Al₂O₃-Al junction. The data were taken at 20 mK on a junction of area $100 \mu\text{m}^2$. Currents $< 0.5 \mu\text{A}$ were taken after reducing the junction supercurrent with a magnetic field. Panel (b) shows the same plot as (a) but with a logarithmic current scale. The quasiparticle-current plateau at $\sim 70 \text{ nA}$ corresponds to multiple Andreev reflections for $n=2$.

We now turn to a discussion of the role of quasiparticles in our qubit. We first consider the generation of quasiparticles which occurs when a voltage appears across the junction during the state measurement. One method to minimize the creation of quasiparticles is to limit the time t_{on} the qubit remains in the voltage state. Our electronics presently limit t_{on} to greater than about $50 \mu\text{s}$; however, we plan to reduce this time in the next generation of electronics to about $1 \mu\text{s}$.

A second method to minimize quasiparticle creation is to place a current shunt across the junction. Because the rate of quasiparticle creation is proportional to the quasiparticle current I_{qp} flowing through the junction, reducing this current reduces the generation rate. When an unshunted junction switches to the voltage state, I_{qp} is approximately given by the

⁴ We assume here that most of the tunneling current occurs through a small number of conduction channels that have nearly equal tunneling probability. Our data is reasonably consistent with this model.

junction critical current which corresponds to a junction voltage of about $2\Delta/e$. By limiting this voltage with a shunt, I_{qp} may be greatly reduced. In initial trials we tried a resistive shunt but found that the qubit junction did not reliably switch into the voltage state due to retrapping into the zero-voltage state. We subsequently tried a NIS tunnel junction made from an Al-Al₂O₃-Cu process⁵. This shunt worked well⁶, presumably because the large differential resistance of the NIS junction near zero-voltage removes dissipation and current noise at small voltages when the qubit is likely to retrap. The NIS junction limits the voltage across the qubit junction to $\sim \Delta/e$, significantly reducing the quasiparticle current flowing through it. Referring to the I - V of Figure 3, the NIS shunt has reduced I_{qp} and hence the rate of quasiparticle creation by a factor of about 1000.

Although the NIS shunt substantially reduces the generation of quasiparticles, there are nonetheless a finite number created. So we now turn to discussing mechanisms for removing these remaining quasiparticles. In a superconductor, quasiparticles recombine into Cooper pairs at a rate proportional to their density. At high density this is a rapid depletion mechanism; however, to effectively remove quasiparticles when the density is low, alternative channels for quasiparticle decay must be created. One such channel is a quasiparticle trap, which consists of normal-metal islands in good electrical contact with the superconducting leads of the Josephson junction. The geometry of the traps we have used is shown in Figure 2b. Because the traps appear to the quasiparticles as an effective potential well of depth Δ , when they diffuse to the traps they are captured and dissipate their energy to the normal metal. Provided that the temperature of the normal metal is much less than Δ/k , the normal metal will only be a sink, and not a source of quasiparticles.

We demonstrate the effectiveness of the NIS shunt and quasiparticle traps in reducing the number of quasiparticles with the data of Figures 4 and 5. In Figure 4 we plot the escape rate Γ at which the qubit junction switches to the voltage state as a function of applied bias current I . We show data for two relaxation times t_{off} , and for two samples— one with both an NIS shunt and quasiparticle traps and one with only a shunt. The monotonic increase of Γ with increasing I results from the decrease in the effective potential barrier height ΔU . (See Figure 1b). The peaks are the result of injecting microwaves at a fixed frequency [1], which resonantly increases the escape rate due to $0 \rightarrow 1$ transitions. This resonance peak is used as a marker of current to correct for any small drift in the current bias and critical current. The data from Figure 4 are used to measure, for a fixed value of I ,

⁵ The NIS junction was fabricated with a similar process as our Al junctions, but with Cu replacing Al in the last step.

⁶ The NIS junction shunt is fabricated on a separate chip and is mounted about 2 cm away from our qubit junction. Quasiparticles created in the shunt thus cannot diffuse to the qubit junction.

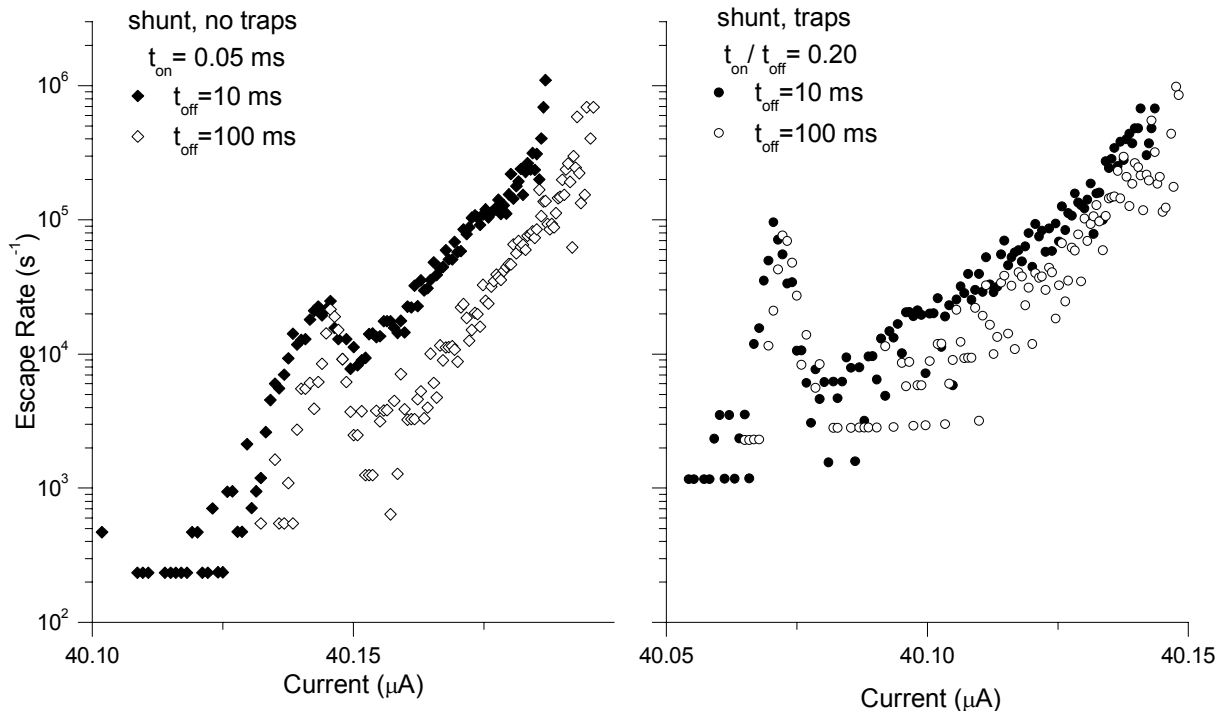


Figure 4: Escape rate Γ vs. junction bias current I for two samples and two relaxation times.

a representative escape rate Γ_I . In Figure 5 we plot this representative escape rate vs. relaxation time t_{off} , for 4 samples representing all combinations of the presence and absence of the NIS shunt and quasiparticle traps. Panels (a) and (b) represent two different duty cycles t_{on}/t_{off} . For ease of comparison, we have normalized the data to the rate Γ_{Inorm} at maximum t_{off} and minimum t_{on} .

The escape rates plotted in Figs. 4 and 5 can be used to indicate at least qualitatively the number of quasiparticles in the junction. Given our understanding that quasiparticles produce bias-current noise and an increase in noise produces an increase in the escape rate, then *an increase in the transition rate implies an increase in the number of quasiparticles*.

As expected, the data of Fig. 5 show an increase in the number of quasiparticles for smaller relaxation times t_{off} and higher duty cycles. Although the four devices are difficult to compare directly because they have slightly different critical currents, we can compare their dependencies on t_{on} and t_{off} . Escape rates that are independent of t_{off} imply a small rate of quasiparticle decay, which arises when fewer quasiparticles remain in the junction. We observe that the escape rate becomes nearly independent of t_{on} and t_{off} for the device with *both* the NIS shunt and quasiparticle trap. We conclude that our qubit needs a combination of decreased quasiparticle generation with the shunt and more rapid removal of the quasiparticles by the trap in order to greatly decrease the number of quasiparticles.

We now consider how reduced quasiparticle number affects the coherence of the qubit by returning to Figure 4 and examining the shape of the resonance peaks. The quality factor Q is inversely proportional to the full width at half maximum of the resonance peak [4] and provides a measure of the coherence of the qubit. We see from the resonance peaks of Figure 4a that Q increases with a lower duty cycle t_{on}/t_{off} . In addition, for the same t_{off} , the device with both the shunt and traps was found to have a larger Q than the device with neither. Both observations lead us to conclude that fewer quasiparticles give longer coherence times. Although more detailed conclusions must await a quantitative model, our results definitively demonstrate that the NIS shunt and the quasiparticle traps are highly effective in reducing the number of quasiparticles present in the qubit junction, and further that this reduction in quasiparticle number results in longer coherence times for the Josephson qubit.

Although this paper has discussed our initial efforts to reduce the number of quasiparticles, we believe these techniques can be refined further. For example, we can greatly reduce the number of quasiparticles generated by using an NIS junction with an even smaller gap. With greater understanding of the physics of quasiparticle diffusion and trapping, we can also optimize the geometry and size of the traps to more quickly remove the quasiparticles.

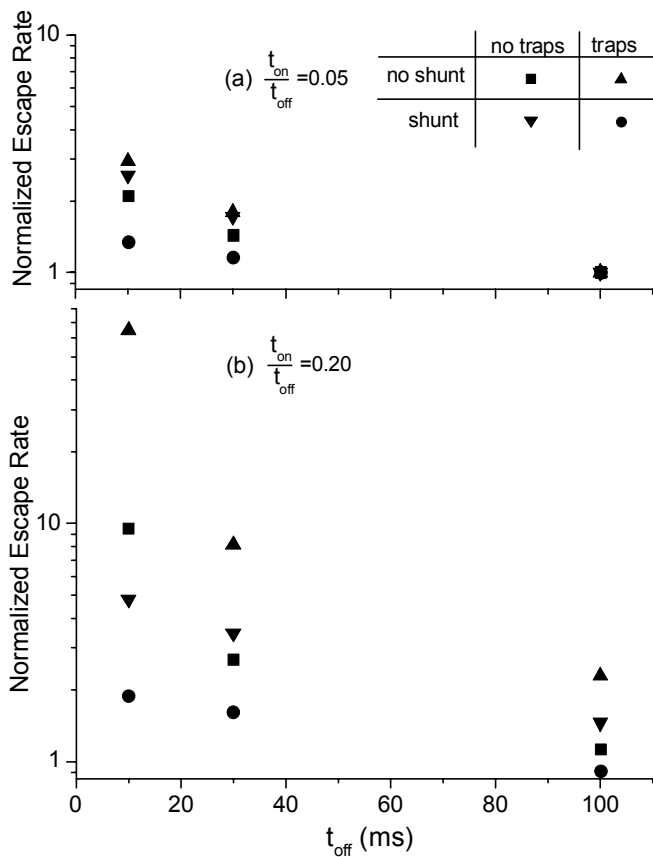


Figure 5: Normalized escape rate Γ/Γ_{norm} vs. relaxation time t_{off} for 4 samples representing all combinations of the presence and absence of the NIS shunt and quasiparticle traps. The normalization value is taken at the rightmost point of the upper panel. The error of the measurement is $\sim 10\%$.

We have shown that quasiparticles must be considered in the design of a Josephson junction qubit. Quasiparticles are created at a greatly reduced rate when we lower the switching voltage by shunting the qubit with a NIS tunnel junction. Quasiparticles are removed at a greatly increased rate when we connect the junction leads to normal metal traps. For our current-biased Josephson junction, we have demonstrated that both shunts and traps are needed in order to reduce the deleterious effects of quasiparticles and that doing so increases the coherence of the Josephson-junction qubit.

ACKNOWLEDGMENT

We thank M. Devoret for helpful discussions and N. Bergren for fabrication of the qubit chips.

REFERENCES

- [1] J. M. Martinis, M. H. Devoret, and J. Clarke, "Energy-level quantization in the zero-voltage state of a current-biased Josephson junction," *Physical Review Letters*, vol. 55, pp. 1543-1567, Oct. 1985.
- [2] R. C. Ramos, M. A. Gubrud, A. J. Berkley, J. R. Anderson, C. J. Lobb, and F. C. Wellstood, "Design for effective thermalization of junctions for quantum coherence," *IEEE Transactions on Applied Superconductivity*, vol. 11 (no. 1, pt. 1), pp. 998-1001, March 2001.
- [3] Siyuan Han, Yang Yu, Xi Chu, Shih-I Chu, and Zhen Wang, "Time-resolved measurement of dissipation-induced decoherence in a Josephson junction," *Science*, vol. 293, pp. 1457-1459, August 2001.
- [4] J. M. Martinis, S. Nam, J. Aumentado, and C. Urbina, "Rabi oscillations in a large Josephson-junction qubit," To appear in *Physical Review Letters*, 2002.
- [5] M. A. Nielsen and I. L. Chuang, *Quantum Computation and Quantum Information*. Cambridge, U.K.:Cambridge University Press, 2000.
- [6] Y. Makhlin, G. Schön, and A. Shnirman, "Quantum-state engineering with Josephson-junction devices," *Reviews of Modern Physics*, vol. 73, pp. 357-400, April 2001.
- [7] Y. Nakamura, C. D. Chen, and J. S. Tsai, "Spectroscopy of energy-level splitting between two macroscopic quantum states of charge coherently superposed by Josephson coupling," *Physical Review Letters*, vol. 79, pp. 2328-2331, Sept. 1997.
- [8] Y. Nakamura, Y. A. Pashkin, A. Yu, J. S. Tsai, "Charge echo in a Cooper-pair box," *Physical Review Letters*, vol. 88, pp. 047901/1-4, Jan. 2002.
- [9] D. Vion *et al*, "Manipulating the quantum state of an electrical circuit," *Science*, vol. 296, pp. 886-889, May 2002.
- [10] Yang Yu, Siyuan Han, Xi Chu, Shih-I Chu, and Zhen Wang, "Coherent temporal oscillations of macroscopic quantum states in a Josephson junction," *Science*, vol. 296, pp. 889-892, May 2002.
- [11] J. M. Martinis, M. H. Devoret, and J. Clarke, "Experimental tests for the quantum behavior of a macroscopic degree of freedom: the phase difference across a Josephson junction," *Physical Review B*, vol. 35, pp. 4682-4698, April 1987.
- [12] J. M. Martinis, S. Nam, J. Aumentado, K. Lang and C. Urbina, "Decoherence of a superconducting qubit from bias noise," To be submitted for publication.
- [13] M. F. Goffman *et al*, "Supercurrent in atomic point contacts and Andreev states," *Physical Review Letters*, vol. 85, pp. 170-173, July 2000.
- [14] R. Schoelkopf *et al*, To appear in *Science*, 2002.
- [15] M. A. Gubrud *et al*, "Sub-gap leakage in Nb/AlO_x/Nb and Al/AlO_x/Al Josephson junctions," *IEEE Transactions on Applied Superconductivity*, vol. 11, pp. 1002-1005, March 2001.
- [16] L. B. Arnold, "Superconducting tunneling without the tunneling Hamiltonian. II. Subgap harmonic structure," *Journal of Low Temperature Physics*, vol. 68, pp. 1-27, July 1987.
- [17] D. Averin and A. Bardas, "AC Josephson effect in a single quantum channel," *Physical Review Letters*, vol. 75, pp. 1831-1834, August 1995.
- [18] J. C. Cuevas, A. Martin-Rodero, and A. L. Yeyati, "Hamiltonian approach to the transport properties of superconducting quantum point contacts," *Physical Review B*, vol. 54, pp. 7366-7379, Sept. 1996.
- [19] E. N. Bratus, V. S. Shumeiko, E. V. Bezuglyi, and G. A. B. Wendin, "dc-current transport and ac Josephson effect in quantum junctions at low voltage," *Physical Review B*, vol. 55, pp. 12666-12677, May 1997.