


XML Standards for Analytical Chemistry



Gary W. Kramer

Analytical Chemistry Division
National Institute of Standards and Technology

In the beginning...

- Consortium on Automated Analytical Laboratory Systems (CAALS)
 - CAALS-I Communication Protocol
 - High-Level Communications Protocol
 - Common Command Set
 - Device Capability Dataset
- Laboratory Equipment Control Interface Specification (LECIS) - ASTM E1989-1998.
- System Capability Dataset
- How to Deal with Result Data?
- NIST In-House Data Interchange/Archiving Needs

Problems with Current Result Data Mechanisms

■ Native Data Formats

- Proprietary Formats
- "Metadata" Separated from Result Data
 - ◆ Metadata & Data in Multiple Files
 - ◆ Metadata Not Available in Electronically
 - ◆ No Way to Link Metadata with Result Data

■ Interchange Data Formats

- Available for Only a Few Important Techniques
 - ◆ ANDI — GC, LC, MS
 - ◆ JCAMP-DX — IR/FTIR, NMR, UV/Vis
- Fixed Order, Fixed Syntax, Immutable Formats
- Content Limitations
- Inconsistent Implementations

■ Formats Incompatible with Modern Network Technologies

Goals for New Result Data Handing

- Extensible
 - Easy to Add New Elements without Breaking Existing Applications
- Flexible
 - Useful for Diverse Needs: Interchange, Interconversion, Archiving...
- Useable & Maintainable
 - Easy to Create, Use, Adapt, Maintain...
 - Readily Available Tools
- Acceptable
 - Use Standard Mechanisms Accepted by Mainstream Computing
- Network Friendly

 Extensible Markup Language

XML in 10 Points

- XML is for structuring data
- XML looks like HTML
- XML is text, but is not meant to be read
- XML is designed to be verbose
- XML is a family of technologies
- XML is new, but it has a history & a heritage
- XML turns HTML into XHTML
- XML is modular
- XML is license-free, platform-independent, and well-supported
- XML is a standard maintained by the W3C

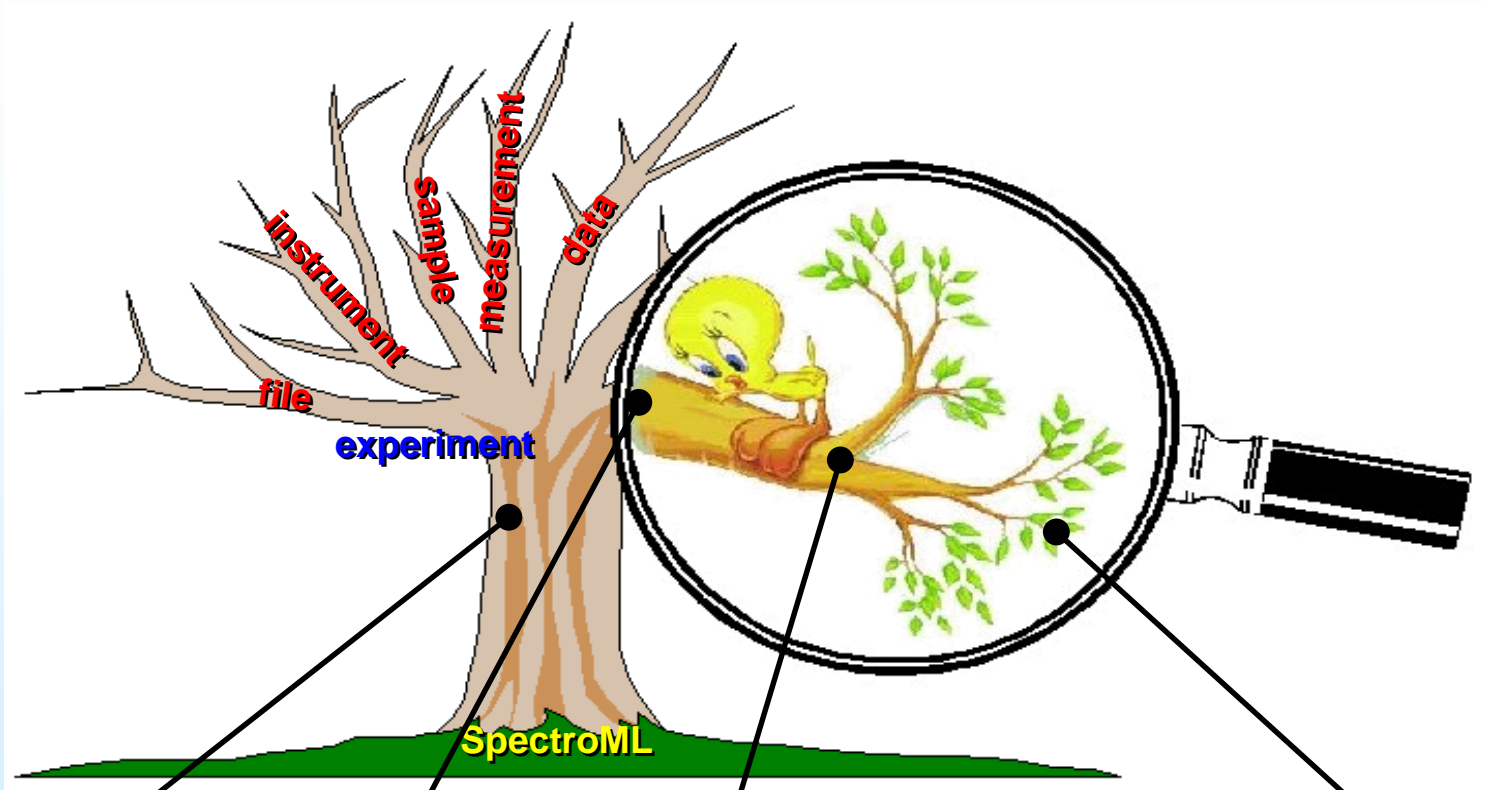


SpectroML

- SpectroML is a markup language for spectroscopy data based upon:
 - XML
 - JCAMP-DX (IUPAC)
 - ANDI/NetCDF (ASTM)
 - Thermo-Galatic GRAMS and SPC file format
 - Data definitions from instrument manufacturers
 - ASTM Definitions
- SpectroML was originally defined for UV-Visible spectral data



SpectroML Structure




experiment



groups



blocks

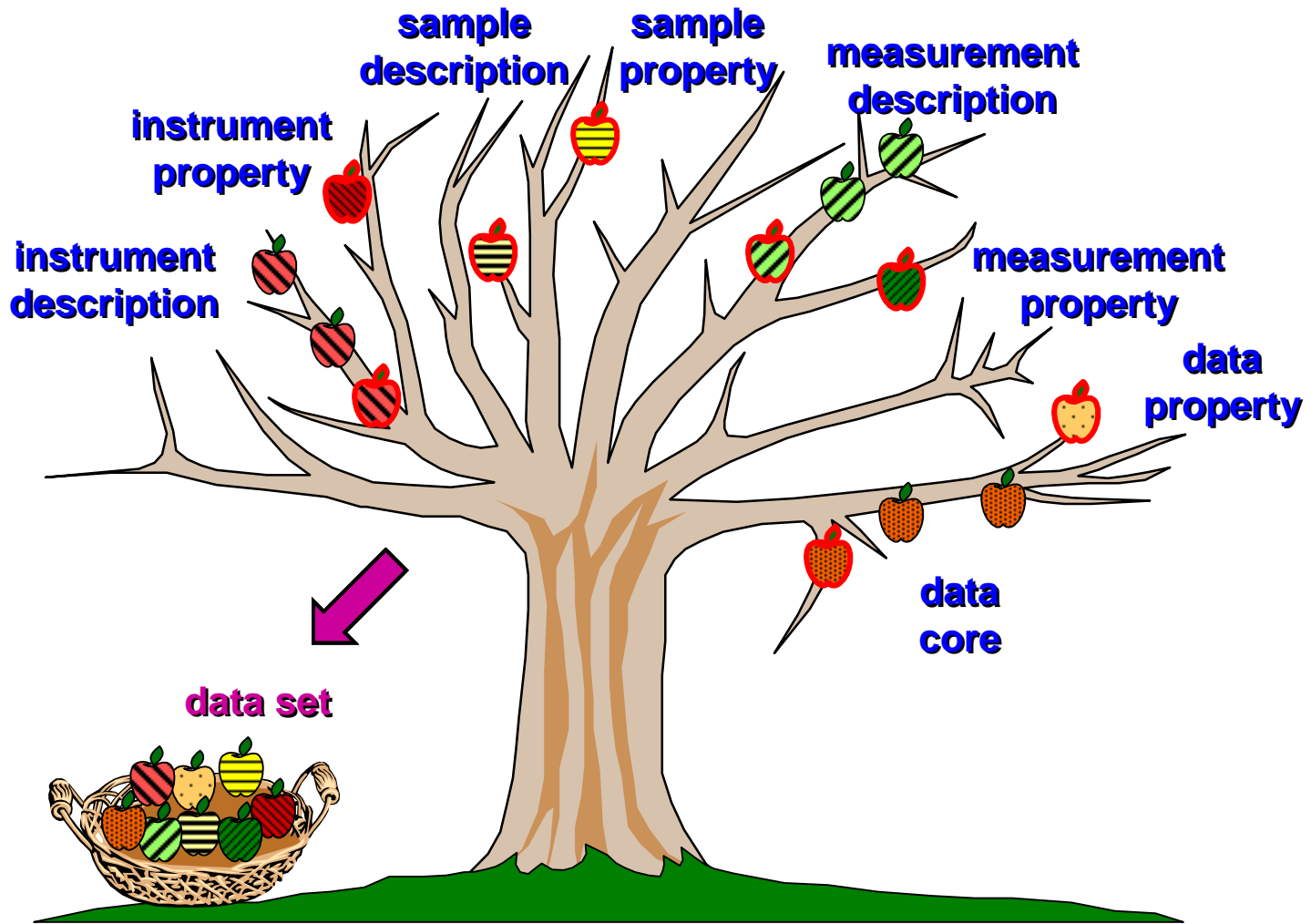


sections



elements

SpectroML Dataset



SpectroML Elements

Instrument

instrumentDesignation
 identifier
 manufacturer
 model
 owner
 location
instrumentApplication
 software
 version
 operatingSystem
 firmware
 operator
instrumentSetting
 resolution
 linearDispersion
 spectralBandWidthRange
 wavelengthRange
 absorbanceRange
 detectorTypes
 sourceTypes
instrumentParameter
 slitWidth
 spectralSlitWidth
 beamChannel
 sampleHolder
 samplePosition
 scanSpeed
 pointSeparation

Sample

sampleDesignation
 identifier
 owner
 location
 casNumber
 formula
 storageMethod
 disposalMethod
samplePreparation
 procedureMethod
 timeStamp
 operator
 supplier
 preparationDescription
sampleAttribute
 molecularWeight
 meltingPoint
 boilingPoint
 density
 refractiveIndex
sampleParameter
 state
 pathLength
 amount
 pressure
 temperature

Measurement

measurementDesignation
 identifier
 title
 owner
 laboratoryReference
measurementExecution
 project
 timeStamp
 operator
measurementParameter
 measurementType
 scanMode
 referenceSample
 filter
 signalNoise
 scanNumbers
 scanDuration
measurementCorrection
 qualificationTimeStamp
 qualificationReference
 proficiencyTimeStamp
 proficiencyReference
 transmittanceTimeStamp
 transmittanceReference
 wavelengthTimeStamp
 wavelengthReference

Data

dataParameter
 axisLabel
 axisUnit
 minimumValue
 maximumValue
dataCalculation
 scaleFactor
 numberPoints
 pointIncrement
 startValue

Data Values

- Single data points
- A single spectrum
- Multiple spectra
- Multi-dimensional data

Example SpectroML File

```
<SpectroML version="1.0">
  <experiment type="UV/Vis" language="en-us">
    <file>
      <title>sample experiment</title>
      <timeStamp>
        <date>2002-11-07</date>
        <time>10:12:43</time>
      </timeStamp>
      <path pathId="p0"
        ...
        dataPropertyLink="dp0"
        dataCoreLink="dc0"/>
    </file>
    <instrument>
      ...
    </instrument>
    <sample>
      ...
      <sampleProperty samplePropertyId="sp0">
        <sampleParameter>
          <state>liquid</state>
          <amount unit="ml">5</amount>
        </sampleParameter>
      </sampleProperty>
    </sample>
```

```
<measurement>
  ...
</measurement>
<data>
  <dataProperty dataPropertyId="dp0">
    <dataParameter>
      <axisLabel>
        <axis dim="x">Wavelength</axis>
        <axis dim="y">Transmittance</axis>
      </axisLabel>
      <axisUnit>
        <axis dim="x">nm</axis>
        <axis dim="y">%T</axis>
      </axisUnit>
    </dataParameter>
  </dataProperty>
  <dataCore dataCoreId="dc0">
    <values dim = "x">270 576</values>
    <values dim = "y">10 23</values>
  </dataCore>
</data>
</experiment>
</SpectroML>
```

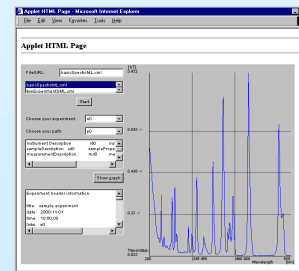
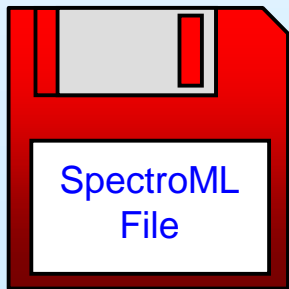
Applying SpectroML

- DTD, Schema, & Sample File for SpectroML
- Stylesheet for Textual Output in Web Browser
- SpectroML API for Java and C++
- Demo Applications & Applets Using APIs




API

- Creating
- Selecting
- Editing
- Storing
- Searching
- Validating



Applying SpectroML

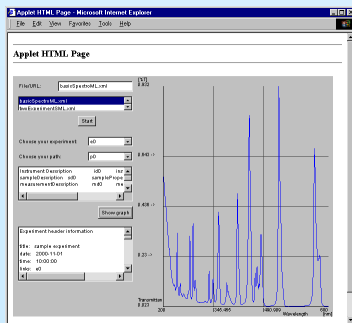


```

<?xml version="1.0" encoding="iso-8859-1" ?>
<!-- SpectroML sample file with schema, 3/29/01 -->
<SpectroML xmlns="http://www.nsl.gov/2001/XMLSchema-instance"
  xsi:noNamespaceSchemaLocation="SpectroML.xsd" version="1.0">
  <experiment type="UV/VIS" language="en-us" experimentId="e0">
    <file experimentId="e0" schemaUri="" />
    <title>sample experiment</title>
    <comment>
      <date>2000-11-01</date>
      <time>00:00:00</time>
      <Area>1cm</Area>
      <data pathId="p0" instrumentDescriptionUri="i0" instrumentPropertyUri="ip0"
        sampleDescriptionUri="s0" samplePropertyUri="sp0"
        measurementDescriptionUri="md0" measurementPropertyUri="mp0"
        dataAcquisitionUri="d0" dataControlUri="dc0" />
      <comment>simple measurement of drinking water</comment>
    </comment>
    <instrumentDescription instrumentDescriptionId="i0">
  
```

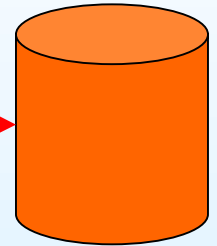
Web Browser

Java Applet



Java Program

	X	Y
200.0	0.592021	
201.0	0.568732	
202.0	0.545782	
203.0	0.524417	
204.0	0.505231	
205.0	0.487098	
206.0	0.469855	
207.0	0.4522	
208.0	0.442117	
209.0	0.422447	
210.0	0.402244	
211.0	0.382781	
212.0	0.363485	
213.0	0.344742	
214.0	0.326083	
215.0	0.307781	
216.0	0.289555	
217.0	0.271591	
218.0	0.253971	
219.0	0.2359199	
220.0	0.244731	
221.0	0.217683	
222.0	0.196204	

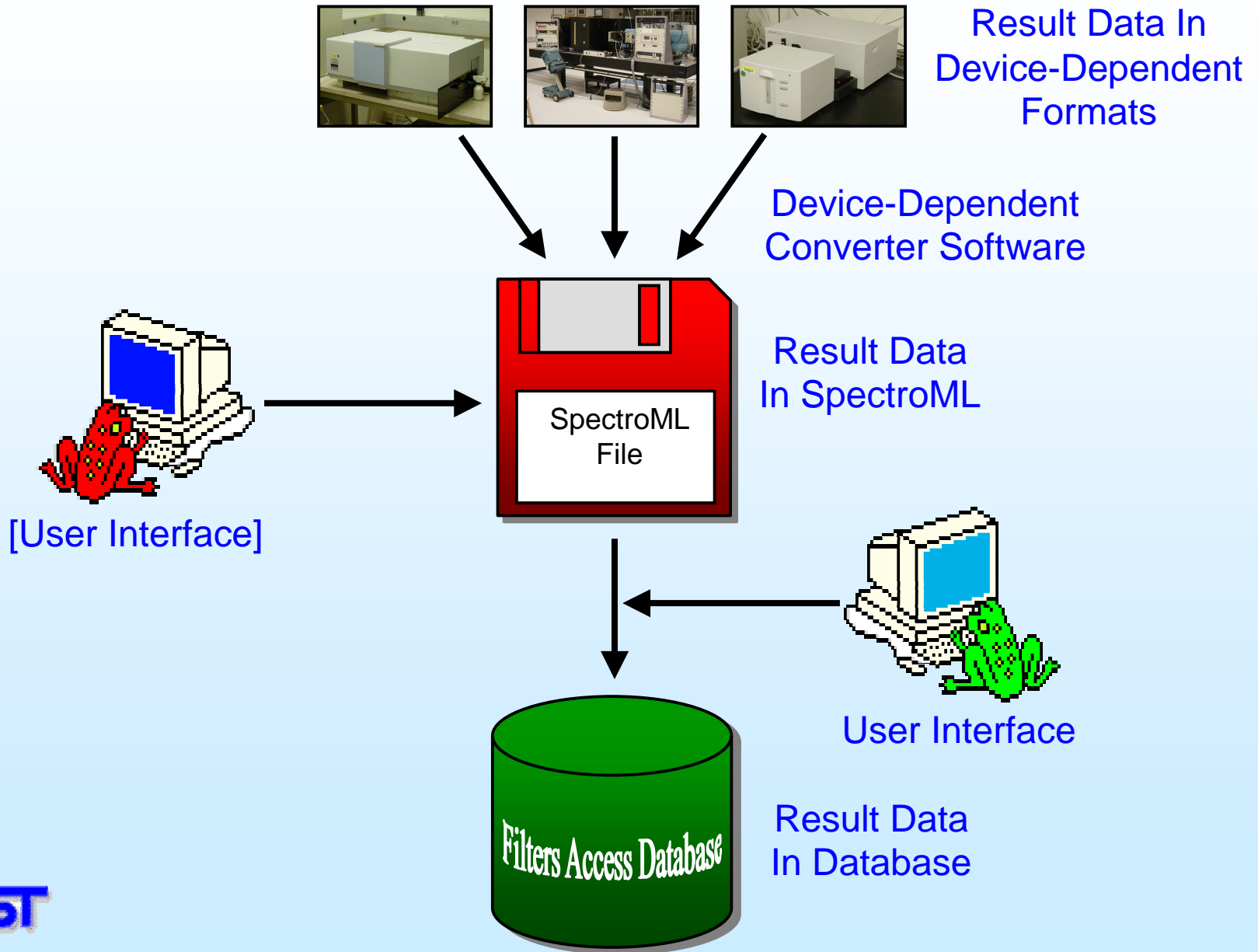


Database

Converting to Another Format

	A	B	C	D	E	F	G	H
1	ExperimentGroupID	Section	ElementName	ElementValue	Unit	Attribute	AttributeValue	
2	i0	instrumentDesignation	name	NIST_ACSL		owner		
3	i0	instrumentDesignation	contact	gary.kramer@nist.gov		owner		
4	i0	instrumentDesignation	name	Fiber Lab		location		
5	i0	instrumentDesignation	contact	johs.brown@nist.gov		location		
6	i0	instrumentDesignation	identifier	254UV-VIS				
7	i0	instrumentDesignation	manufacturer	Hevelat Packard				
8	i0	instrumentDesignation	model	HP 8453				
9	i0	instrumentDesignation	comment	UV/VIS diode array spectrometer		operator		
10	i0	instrumentApplication	name	Paul DeRose		operator		
11	i0	instrumentApplication	contact	paul.derosa@nist.gov		operator		
12	i0	instrumentApplication	software	Hevelat Packard ChemStation				
13	i0	instrumentApplication	version	Win system 1.0				
14	i0	instrumentApplication	operatingSystem	Windows NT 4.0 SP-5				
15	i0	instrumentApplication	comment	standard installation, advanced mode				
16	i0	instrumentSetting	minimum	1.5		spectraBandWidthRange	unit	nm
18	i0	instrumentSetting	maximum	1.5		spectraBandWidthRange	unit	nm
19	i0	instrumentSetting	minimum	1.5		wavelengthRange	unit	nm
20	i0	instrumentSetting	maximum	1.5		wavelengthRange	unit	nm
21	i0	instrumentSetting	minimum	0		absorbanceRange	unit	AU
22	i0	instrumentSetting	maximum	4		absorbanceRange	unit	AU
23	i0	instrumentSetting	resolution	1		unit		nm
24	i0	instrumentSetting	beamDispersion	1		unit		mm/mem
26	i0	instrumentSetting	detectorTypes	diode array		unit		nm
28	i0	instrumentParameter	beamTypes	lmpgates + deuterium lamp		unit		mm/mem
27	i0	instrumentSetting	comment	standard properties				
28	i0	instrumentParameter	slitWidth	1		unit		mm
29	i0	instrumentParameter	spectralSlitWidth	1		unit		mm
30	i0	instrumentParameter	beamChannel	1				

Applying SpectroML at NIST



Generalized Analytical Markup Language (GAML)

- Represent Analytical Data from Multiple Spectroscopy & Chromatography Techniques
- Compact, Simple Dictionary & Hierarchy (Schema)
- Use XML Datatypes & Hierarchical Structure to Mimic Relationships in Data Sources
- Avoid Parameter "Mapping" Problem
- Minimize the Need for Complex Dictionaries
- Permit Future Expansion
- Keep File Sizes Small



GAML

<experiment> data from single instrument "run"

<collectdate> date & time of measurements

<parameter> relevant instrument parameter

<trace> data from a single detector

<coordinates> coordinates for nD data (optional)

<values> data values array

<Xdata> X axis descriptor

<values> data values array

<altXdata> alternate X data descriptor (optional)

<Ydata> Y axis descriptor

<values> data values array

<peaktable> peak list descriptor (optional)

<peak> individual peak descriptor

<peakXvalue> peak location

<peakYvalue> peak intensity

<baseline> baseline descriptor (optional)

<startXvalue> baseline values

<endXvalue>

<startYvalue>

<endYvalue>



An XML-Based Standard for Molecular Spectrometry and Chromatography Result Data

- Possibility of XML-Based Approach Raised
 - ASTM E01.25 and E13.02 Meetings PittCon '00 Atlanta
- Demo of SpectroML and Applications
 - ASTM E13.01 Meeting PittCon '01 New Orleans
- First Organizational Meeting Held
 - ASTM E13.01 Meeting EAS '01 Atlantic City
- Task Group Organizational Meeting
 - ASTM E13.01.03 Meeting PittCon '02 New Orleans
- Task Group Working Meeting
 - ASTM E13.01.03 Meeting Shimadzu, Inc. 9/'02
- New Subcommittee Meeting
 - ASTM E13.15 Meeting PittCon 3/'03 Orlando
 - ANIML Working Group Meeting 4/'03 ASTM Headquarters

ANIML an XML-Based Standard for Analytical Result Data

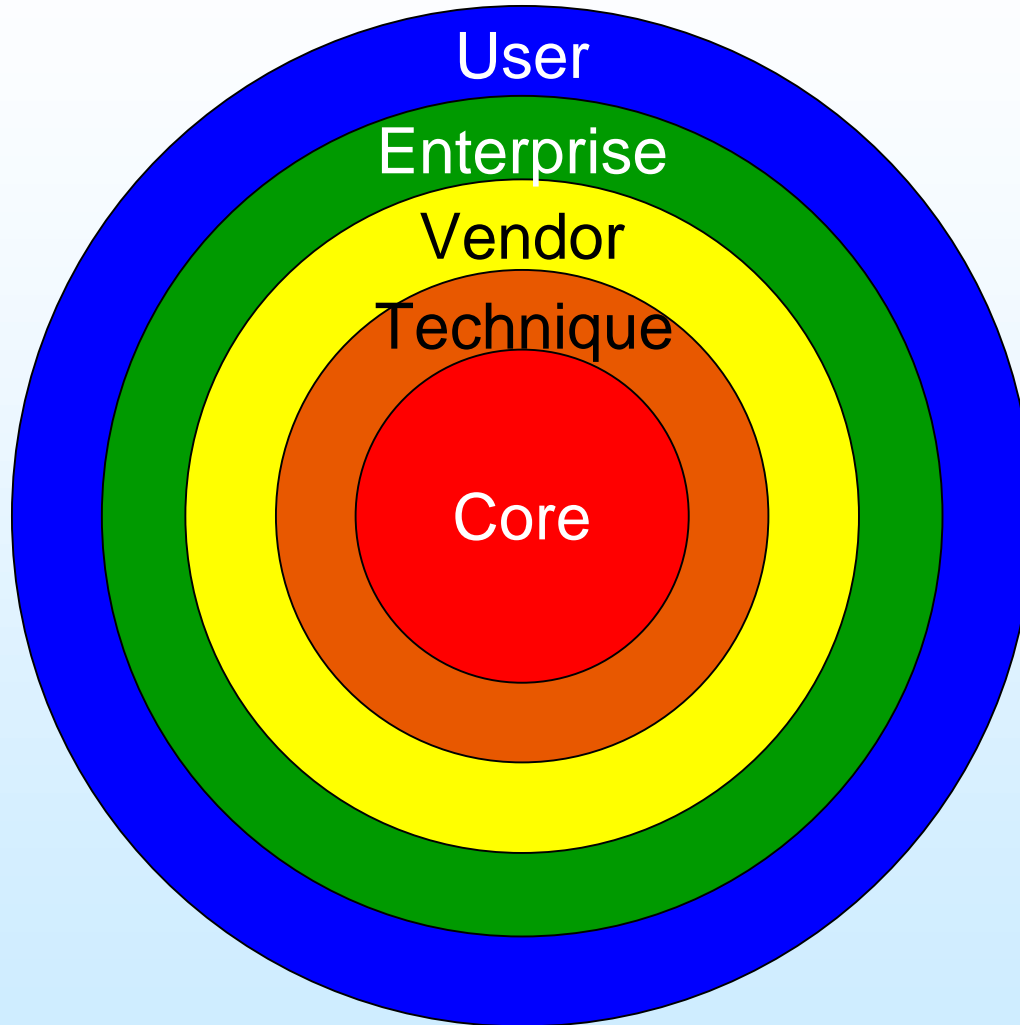
- SpectroML and GAML serve as starting points for an XML-based standard interchange format for molecular spectrometry and chromatography.
- Instrument manufacturers, data system & LIMS developers, software developers, end-users, consensus standards organizations, regulatory agencies, and other interested parties are invited to participate in this effort.



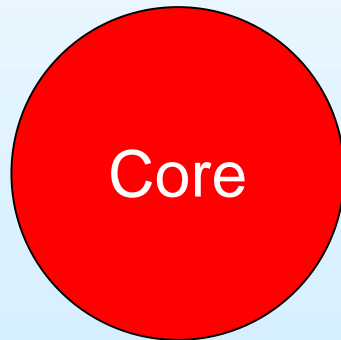
Creating Analytical Information Markup Language (ANIML)

- Creating ANIML does NOT mean "starting over."
- ANIML should be built on existing ASTM, IUPAC, instrument vendor, and LIMS-developer efforts to define common data dictionaries.
- Once the schemas for ANIML are in place, straightforward translators can be written to bridge current datasets to the new standard.
- ANIML should be developed in a way that makes it extensible to multiple techniques, yet avoids duplication of effort and dictionary entries.

Working Model

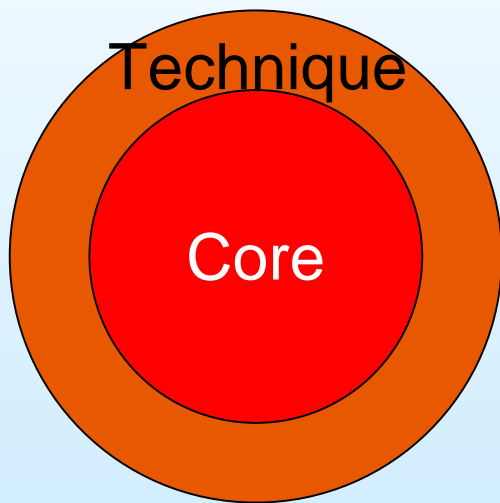


Core Schema



- Examples of Content
 - Sample Information
 - Basic System Information
 - Basic QA Information
 - Basic Units
 - Result Data
- Responsibility
 - Coalition of ASTM E-13.01.03 XML Work Group, IUPAC, ASMS,...

Technique-Specific Schema



■ Examples of Content

- System Information
- Measurement Metadata
- Method Information
- QA Information
- "Pre-result" Data
 - ◆ FIDs and Interferograms
- Links for Hyphenated Measurements
- More Units

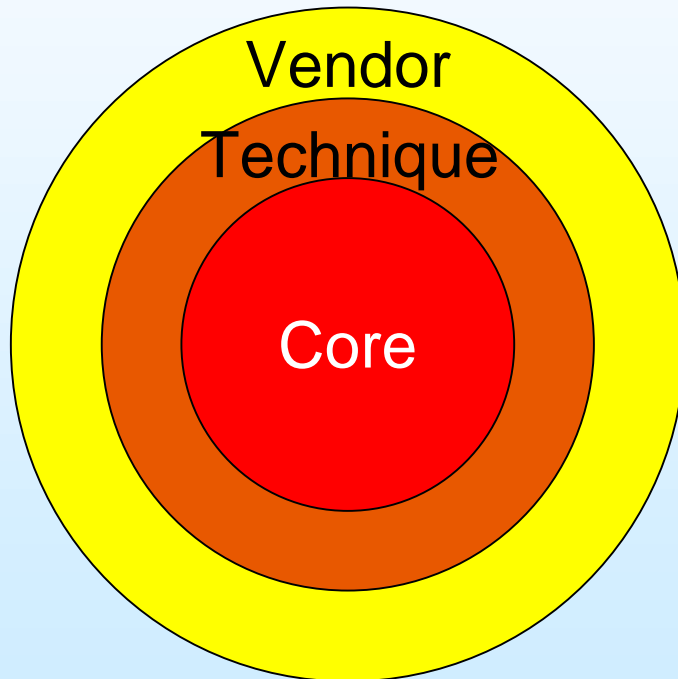
■ Responsibility

- ASTM E-13.xx Subcommittees and Other Consensus Groups of Domain Experts

Vendor-Specific Schema

■ Examples of Content

- Method Information
- Vendor-Specific Parameters



■ Responsibility

- Datasystem/Software/Instrument Manufacturers

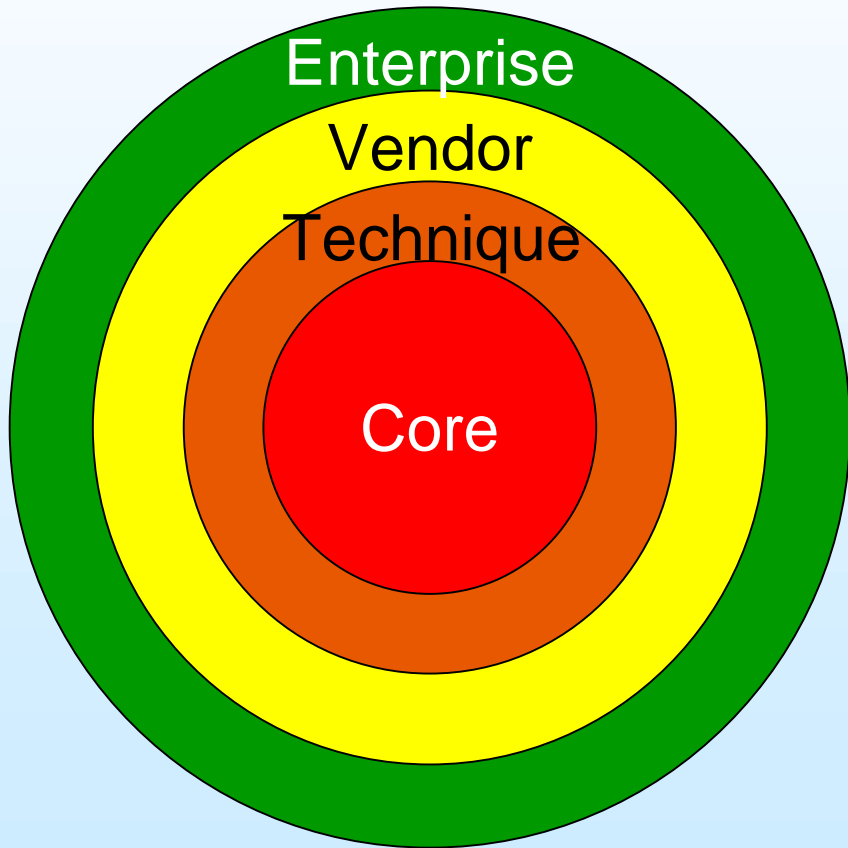
Enterprise-Specific Schema

■ Examples of Content

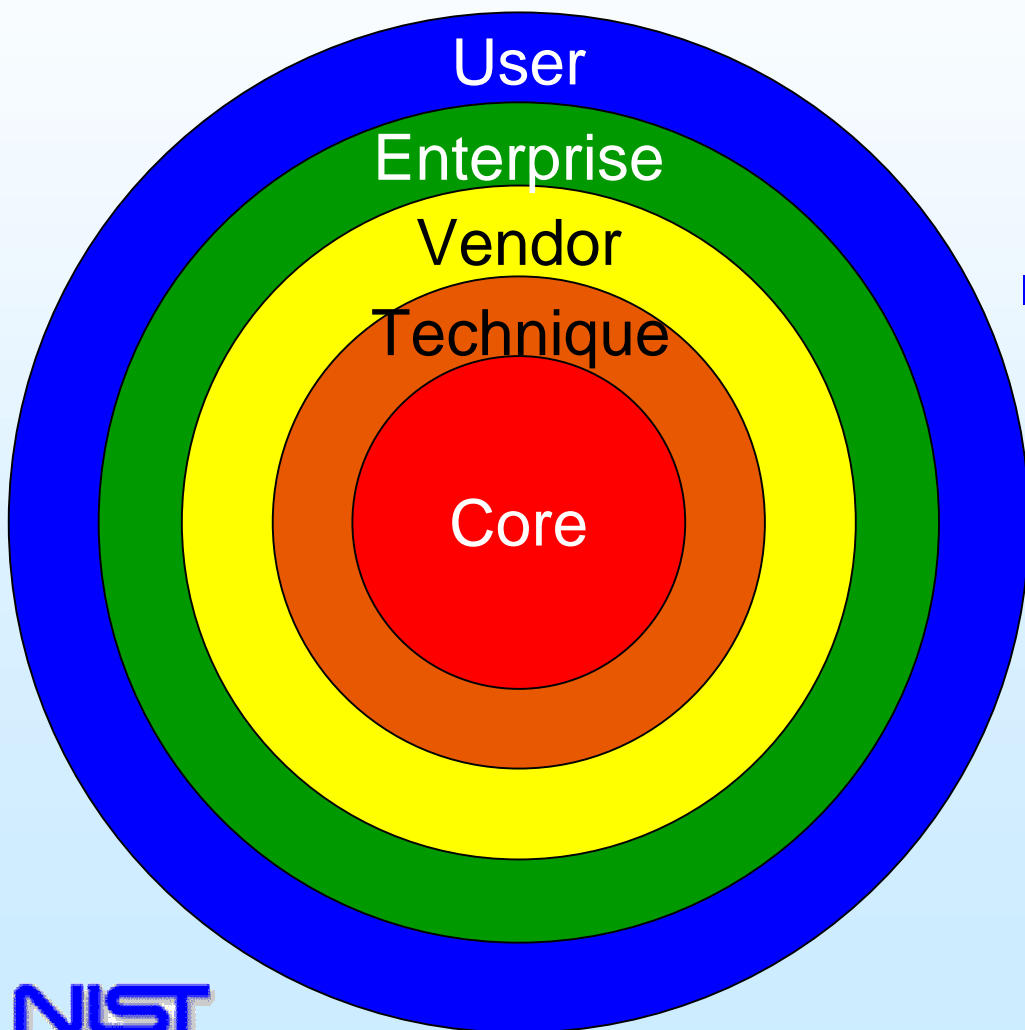
- Product/Project Links
- Links to Databases
- Enterprise-Specific QA

■ Responsibility

- Company/Organization



User-Specific Schema



■ Examples of Content

- Links to Notebooks or Other Records
- Links to Other Result Data

■ Responsibility

- End User

Techniques

Molecular Spectroscopy and Chromatography

ASTM E13

- UV/Vis
- NMR
- Mass Spec
- IR
 - FTIR
 - NIR
 - Mid-IR
- Luminescence
 - Fluorescence
 - Phosphorescence
 - Chemiluminescence
- Raman
- Chromatography
 - GC
 - LC
 - CE
 - TLC
- Hyphenated Techniques
 - GC-MS
 - LC-MS
 - LC-Diode Array
 - LC-NMR
 - LC-Diode-Array-MS
 - ...

Considerations for Terms & Concepts in the Core

- Is the term/concept shared by most spectroscopy and chromatography techniques?
- Is the term/concept used in most datasets collected by most spectroscopy and chromatography techniques?
- Items that software needs to "understand" must be fundamental elements.
- Items that software only need for display and/or reporting can be more generically represented.
- Representations must be consistent with the requirements of FDA's US 21CFR11 and ISO 17025.

MakeUp of Core

- Sample Information
 - Name
 - Identifier
 - Solvent
- Basic System Information
 - Technique
 - System Name
- Basic QA Information
 - (ANIML Version)
 - Title/Experiment Name
 - Date
 - Time
 - Operator/User/System Name

MakeUp of Core

■ Basic Units

- Time
- Temperature
- Length
- Energy
- Mass
- Charge
- ...

■ Result Data

- Data Type
 - ◆ IEEE 32-Bit Floating Point little endian
 - ◆ IEEE 64-Bit Floating Point little endian
- Data Encoding
 - ◆ Base64 Binary
- Structure
 - ◆ n-Tuple

FAQs, Whines, What If's

- What if we don't get it right the first time?
- What happens when more "definitive" schemas appear?
- We/I don't like the definitions in the lower levels.
- What if new extensions of the technique emerge, new techniques are invented, or techniques are "hyphenated?"
- Can XML handle my variable temperature, pH-gradient, LC-MS-MS-MS/PDA/NMR data?
- Since XML is text, how can data tampering be avoided?
- What do we do with our bizillions of JCAMP (or ANDI or...) spectra?

More Information

■ XML

- <http://www.w3c.org>
- <http://www.xml.org>
- <http://www.xml.com>
- <http://www.xml101.com>

■ SpectroML

- <ftp://caals.nist.gov/pub/download/>
- <http://www.xml.org...registry...schemas DTDs...chemistry>

■ GAML

- <http://www.gaml.org>
- <http://www.xml.org...registry ...schemas DTDs ...chemistry>

■ ANIML

- <http://animl.sourceforge.net>

Acknowledgements

- NIST Systems Integration for Manufacturing Applications (SIMA) Program
- SpectroML
 - Professor Reinhold Schäfer - Fachhochschule Wiesbaden
 - Alexander Rühl - Definition, DTD, and Schema
 - Martin Peschke - Applications, Applets, C++ & Java APIs
 - Akyut Arslan - Instrument-to-SpectroML Applications
 - Anh Dao Nguyen - SpectroML-to-Database Application
- GAML
 - James Duckworth - Thermo Galactic
- ANIML
 - Randall Julian - Eli Lilly and Co.
 - David Martinsen - American Chemical Society