



Strategic Goal 5: International Crime and Drugs

Minimize the Impact of International Crime and Illegal Drugs on the United States and Its Citizens

I. Public Benefit

Americans face growing security threats, both at home and abroad, from international terrorist networks and their allies in the illegal drug trade and international criminal enterprises. Illegal drugs impose a staggering toll, killing more than 19,000 Americans annually and costing more than \$160 billion in terms of law enforcement, drug-related health care, and lost productivity. This is in addition to the wasted lives; the devastating impact on families, schools, and communities; and the generally corrosive effect on public institutions.

International crime groups also pose critical threats to U.S. interests, undermine the rule of law and enable transnational threats to grow. International trafficking in persons, smuggling of migrants and contraband, money laundering, cyber crime, theft of intellectual property rights, vehicle theft, public corruption, environmental crimes, and trafficking in small arms cost U.S. taxpayers and businesses billions of dollars each year. Experts estimate that non-drug crime accounts for half of the estimated \$1.8 trillion of money laundered each year globally.

The events of 9/11 and their aftermath highlight the close connections and overlap among international terrorists, drug traffickers, and transnational criminals. All three groups seek out weak states with feeble judicial systems, whose governments they can corrupt or even dominate. Such groups jeopardize peace and freedom, undermine the rule of law, menace local and regional stability, and threaten the U.S. and its friends and allies.

To meet these challenges, the Department and USAID support a robust and comprehensive range of public-private, bilateral, regional, and global initiatives and assistance programs to build up the law enforcement capabilities of foreign governments to help stop these threats before they reach U.S. soil. The Department works with other U.S. Government agencies and foreign governments to break up drug trafficking and other international crime groups, disrupt their operations, arrest and imprison their leaders, and seize their assets. It also provides small farmers in drug producing areas in the Andean ridge, Afghanistan and Southeast Asia the means to abandon illicit crop production permanently by developing viable economic alternatives and improving social conditions of farm families. The U.S.-backed coca eradication and interdiction programs in Colombia, for example, have removed an estimated 1,400 metric potential tons of cocaine from the global drug market since the high-point of Colombia production in 2001 (the bulk of Colombia cocaine goes to the United States). One effect of this disruption has been a 19 percent increase in the street price and a 15 percent drop in the purity of cocaine sold in the United States over the past year. On the other side of the world, the U.S.-backed counternarcotics program in Afghanistan, the source of 90 percent of the world's illicit heroin, contributed to a 48 percent decrease in opium poppy cultivation.

To expand the reach of government and help establish the rule of law, which is critical to political stability in source countries struggling against narco-terrorists, USAID strengthens courts and prosecutorial offices, creates less corrupt and more transparent national and local government structures, and improves civil society advocacy. To strengthen law enforcement in key countries and areas emerging from a state of violent conflict, the Department provides American civilian police and police experts to UN, regional, or other peacekeeping operations to establish or rebuild democratic and professional police forces in those areas.

II. Resource Summary (\$ in Thousands)

	FY 2005 Actual	FY 2006 Estimate	FY 2007 Request	Change from FY 2006	
				Amount	%
Staff ¹	704	695	701	6	0.9%
Funds ²	\$2,138,741	\$1,435,829	\$1,750,976	\$315,147	21.9%

Note (1): Department of State direct-funded positions. Note (2): Funds include both Department of State Appropriations Act Resources and Foreign Operations Resources, where applicable



III. Strategic Goal Context

Shown below are the performance goals, initiatives/programs, and the resources, bureaus and partners that contribute to accomplishment of the International Crime and Drugs strategic goal. Acronyms are defined in the glossary at the back of this publication.

Strategic Goal	Performance Goal (Short Title)	Initiative/ Program	Major Resources	Lead Bureau(s)	Partners
International Crime and Drugs	Disruption of Criminal Organizations	Andean Counterdrug Initiative	ACI, CIO, D&CP, DA	INL, WHA, LAC	DoD, DEA, DOJ, ONDCP, CNC
		Global Poppy Cultivation	ACI, CIO, D&CP, DA	INL, WHA, SA, EAP, LAC	DoD, DEA, DOJ, ONDCP, CNC
		Anti-Trafficking in Persons Capacities	CIO, D&CP, DA, ESF, FSA, INCLE, MRA, SEED	G/TIP, PPC/P	DOJ, DOL, DHS, UN, IOM, ILO, Asia Foundation, OAS, OSCE, SECI, ASEAN, ECOWAS, SADC, Stability Pact
		International Narcotics Control and Law Enforcement in the Western Hemisphere	D&CP, INCLE	INL, WHA	DEA, DOJ
	Law Enforcement and Judicial Systems	Transnational Crime	CIO, D&CP, FSA, INCLE, SEED	INL, L	FBI, DEA, DHS, DOJ, DOC, OGC, Treasury, UN, HSTC
		Environmental Law Enforcement	ESF	OES	DOJ, EPA, USFWS, International Network on Environmental Compliance and Enforcement, Traffic International, WildAid, other NGOs, CITES





IV. Performance Summary


For each initiative/program that supports accomplishment of this strategic goal, the most critical FY 2007 performance indicators and targets are shown below.

Annual Performance Goal #1		
IC.01 INTERNATIONAL TRAFFICKING IN DRUGS, PERSONS, AND OTHER ILLICIT GOODS DISRUPTED AND CRIMINAL ORGANIZATIONS DISMANTLED.		
I/P #1: Andean Counterdrug Initiative		
Reinforce the unified campaign against drug trafficking and the terrorists who benefit from it.		
	Outcome Indicator	
	Indicator #1: Foreign Cultivation of Coca in Hectares (PART)	
TARGETS	FY 2007	Total: 88,500
	FY 2006	Total: 111,000
RESULTS	2005	At this point, data is pending; CNC estimates will be available March 2006. Based on the limited amount of reporting received at this time, it is unlikely that the targets for lower coca cultivation will be met.
	2004	Total: 166,200
	2003	Total: 166,300
	2002	Total: 205,450
DATA QUALITY	Indicator Validation	The best indicator for measuring the efforts to reduce the flow of cocaine to the US is the number of hectares of coca under cultivation and the estimated gross production.
	Data Source	The CIA's Crime and Narcotics Center (CNC).



 Outcome Indicator		
Indicator #2: Seizures of Cocaine, Measured in Metric Tons, from Bolivia, Colombia, Ecuador, and Peru (PART)		
TARGETS	FY 2007	Seizure Rate: 30% of total net production.
	FY 2006	Seizure Rate: 28% of total net production.
RESULTS	2005	Seizures were running ahead of the 2004 record year and are up significantly in some countries, such as Colombia and Ecuador. Final data will be available in February 2006.
	2004	Total seized 199 mts; Estimated Production: 770 mts; Seizure Rate: 26% of total net production.
	2003	Total seized: 165 mts Estimated Production: 665 mts Seizure Rate: 24% of total net production.
	2002	<u>Baseline:</u> Total seized: 142 mts Estimated Production: 816 mts Seizure Rate: 17% of total net production.
DATA QUALITY	Indicator Validation	Statistics on seizures complement estimates on cultivation and production. They indicate law enforcement effectiveness but much less reliable as a snapshot of drug trafficking.
	Data Source	Seizure statistics from host government and are included annually in the International Narcotics Control Strategy Report. The quality of the data varies by government.

I/P #2: Global Poppy Cultivation		
Strengthen the unified campaign against drug trafficking and the terrorists who benefit from it.		
 Output Indicator		
Indicator #1: Cultivation of Illicit Opium Poppy in Hectares in Afghanistan		
TARGETS	FY 2007	Five percent reduction in cultivation from FY 2006 (96,929 hectares).
	FY 2006	Five percent reduction in cultivation from FY 2005 (102,030 hectares).
RESULTS	2005	107,400 hectares under cultivation. A 48% reduction over 2004.
	2004	Funding was received late in 2004. Due to late deployment and early spring, most poppy was harvested before it could be eradicated. Poppy cultivation expanded 239% over the previous year, reaching a level of 206,000 hectares under cultivation.
	2003	30,750 hectares under cultivation. Planting resumed in the fall of 2001 during Operation Enduring Freedom and the collapse of the Taliban regime. In 2002, Afghanistan resumed its position as the world's largest producer of opium and heroin.
	2002	141,200 hectares under cultivation.
DATA QUALITY	Indicator Validation	Level of cultivation is the single best indicator of poppy and therefore heroin production. It has the added advantage of pinpointing poppy-growing areas so they can be targeted for eradication and other counter narcotics programs.
	Data Source	CIA Crime and Narcotics Center.


 Output Indicator		
Indicator #2: Number of Hectares Devoted to Licit Agricultural and/or Forestry Products Developed or Expanded in Areas Receiving USAID Assistance		
TARGETS	FY 2007	350,823 Hectares
	FY 2006	344,160 Hectares
RESULTS	2005	310,281 Hectares
	2004	N/A (New FY 2005 indicator)
	2003	N/A
	2002	N/A
DATA QUALITY	Indicator Validation	This indicator will measure the impact of USAID programs to expand production of licit crops and forestry products, thereby expanding licit economic opportunities.
	Data Source	USAID annual reports from operating units.

I/P #3: Anti-Trafficking in Persons Capacities		
Train law enforcement officials and service providers to work collaboratively to take preventive measures against trafficking in persons, identify and prosecute traffickers, and protect victims.		
 Output Indicator 		
Indicator #1: Number of Countries Strengthening and Enforcing Anti-Trafficking Laws		
TARGETS	FY 2007	The number of prosecutions against traffickers increases worldwide by 2 percent. With USG assistance, fortify judicial awareness and increase commitment convictions in South and Central America. Two additional countries receiving USG assistance successfully adopt comprehensive anti-trafficking law(s).
	FY 2006	<ol style="list-style-type: none"> 1. Ten countries move up a tier or off the Tier 2 Watch List classification based on fulfillment of G/TIP-provided country strategies. 2. Two additional countries receiving USG assistance successfully adopt comprehensive anti-trafficking law(s). 3. The number of prosecutions against traffickers increases worldwide. Two additional countries receive USG assistance to amend or develop their own anti-trafficking law. With USG assistance, three Caribbean countries begin regional cooperation (law enforcement).





RESULTS	2005	<ol style="list-style-type: none"> 1. Tier 1: 24. 2. Tier 2: 77. 3. Tier 2 Watchlist (Tier 2 countries that have a significant number of victims in severe forms of trafficking or fail to provide evidence of increasing efforts to combat severe forms of trafficking from the previous years or commit to take additional steps over the next year): 27. 4. Tier 3: 14. 5. Upward shift of countries on the tier ladder with 31 of the 42 Tier 2 Watchlist countries moving to Tier 2 in 2005. Global law enforcement data shows that convictions are slightly increased, but prosecutions have decreased.
	2004	<ol style="list-style-type: none"> 1. Increased number of countries in Tier 1 by five, bringing total to 31 countries. Tier rating targets for 2004 TIP Report: <ul style="list-style-type: none"> • Tier 1 : 31 • Tier 2 : 80 • Tier 3 : 12 2. Enhanced research and data collection; include the addition of countries to TIP report. 3. Enhanced public awareness in U.S. and abroad. Thirty additional countries, including the U.S., ratified UN Trafficking in Persons Protocol.
	2003	<ol style="list-style-type: none"> 1. Results 2003 <ul style="list-style-type: none"> • Tier 1: 26 • Tier 2: 75 • Tier 3: 15 2. Forty-two percent of Tier 2 and Tier 3 countries use Department assistance to develop or further anti-trafficking initiatives. 3. Third TIP Report was issued and includes 26 additional countries for a total of 116. 4. Promoted "best practices" through five new bilateral and regional initiatives among source, transit, and destination countries. 5. Forty-two countries ratified UN Trafficking in Persons Protocol, which entered into force.
	2002	<ol style="list-style-type: none"> 1. The President's Interagency Taskforce and Senior Policy Advisory Group coordinated anti-trafficking policy. 2. Second <i>Trafficking in Persons Report</i> was issued. 3. Ratification package for UN Trafficking in Persons Protocol was sent to the Senate.
DATA QUALITY	Indicator Validation	Strengthened laws containing strong penalties against traffickers and protections for victims indicate concrete efforts to combat traffickers and assist victims.
	Data Source	Annual Department of State <i>Trafficking in Persons Report</i> . UN Trafficking in Persons Protocol website.



 Output Indicator		
Indicator #2: Number of People Reached Through USAID-Supported Anti-Trafficking in Persons Programs		
TARGETS	FY 2007	<ol style="list-style-type: none"> 294,671 stakeholders educated or trained. 67,842 survivors of TIP receive counseling and other support services.
	FY 2006	<ol style="list-style-type: none"> 280,638 stakeholders educated or trained. 64,611 survivors of TIP receive counseling and other support services.
RESULTS	2005	<ol style="list-style-type: none"> 267,275 stakeholders educated or trained. 61,534 survivors of TIP receive counseling and other support services.
	2004	<ol style="list-style-type: none"> 52,353,308 persons reached by public awareness. 16,291 officials educated or trained. 45,844 survivors of TIP receive counseling and other support services.
	2003	<u>Baselines:</u> <ol style="list-style-type: none"> 5,060,500 persons reached by public awareness. 3,737 officials educated or trained. 362 survivors of TIP receive counseling and other support services.
	2002	N/A
DATA QUALITY	Indicator Validation	By training stakeholders on the legal and human rights issues of trafficking, and by providing support services to the survivors of trafficking, USAID's efforts will result in the mitigation of the numbers of people trafficked and in the consequences of trafficking. Stakeholders include government officials, non-governmental organizations, journalists, private sector participants, community leaders and members, and/or religious organization leaders. Numbers used for all targets are cumulative over baseline figures.
	Data Source	USAID Annual Reports from operating units.




I/P #4: International Narcotics Control and Law Enforcement in the Western Hemisphere		
Reduce and disrupt the production and flow of illicit drugs and counter other trans-border criminal activity in this zone that directly threatens the U.S.		
 Output Indicator		
Indicator #1: Disrupt and Reduce the Flow of Andean Cocaine Entering the U.S. Arrival Zone (Mexico, Central America and the Caribbean) (PART)		
TARGETS	FY 2007	205 mts
	FY 2006	205 mts
RESULTS	2005	Interagency drug flow assessment will be available May 2006.
	2004	325 mts
	2003	227 mts
	2002	<u>Baseline year of 1999:</u> 341 mts <u>2002 Results:</u> 354 mts
DATA QUALITY	Indicator Validation	Seizures of illicit narcotics is central to the counter narcotics program.
	Data Source	Drug Enforcement Agency statistics, Interagency Assessment of Cocaine Movement, Bureau of International Narcotics and Law Enforcement reporting.


Annual Performance Goal #2		
IC.02 STATES COOPERATE INTERNATIONALLY TO SET AND IMPLEMENT ANTI-DRUG AND ANTI-CRIME STANDARDS, SHARE FINANCIAL AND POLITICAL BURDENS, AND CLOSE OFF SAFE-HAVENS THROUGH JUSTICE SYSTEMS AND RELATED INSTITUTION BUILDING.		
I/P #5: Transnational Crime		
Confront critical transnational criminal threats through International Law Enforcement Academies (ILEAs) and targeted efforts to fight corruption, money laundering/terrorist financing, threats to port and aviation security, cybercrime, and intellectual property rights theft.		
 Output Indicator		
Indicator #1: Number of Officials Trained at International Law Enforcement Academies		
TARGETS	FY 2007	3,200 trained.
	FY 2006	2,800.
RESULTS	2005	2,856.
	2004	2,400.




	2003	2,200.
	2002	2,100.
DATA QUALITY	Indicator Validation	Training is a major component of U.S. anti-crime assistance and correlates positively with institution building efforts to improve and professionalize foreign law enforcement agencies and institutions. U.S.-trained officers tend to move up to positions of leadership more rapidly than their peers and are more likely to cooperate with USG agencies at the operational level. They are also more open to and supportive of regional cooperation, particularly with counterparts from other countries who trained with them at the ILEAs.
	Data Source	The Department and other agencies involved in training track the numbers.

 Output Indicator		
Indicator #2: Status of UN Convention Against Corruption		
TARGETS	FY 2007	First Conference of Parties take place. States Parties to the Convention meet formally to elaborate effective ways to promote implementation.
	FY 2006	Convention is ratified by enough parties (30) so that it enters into force. (Convention entered into force on December 14, 2005.)
RESULTS	2005	Thirty-three countries ratified as of September 27, 2005.
	2004	Convention negotiations finalized in October 2003. Convention opened for signature in December 2003.
	2003	Consensus reached on text of all major provisions.
	2002	Progress made at three negotiating sessions.
DATA QUALITY	Indicator Validation	As with the Convention Against Transnational Organized Crime, the Convention Against Corruption represents the first stage of developing international cooperation to combat corruption by setting out international standards and norms. Once the treaty enters into force, it takes on the force of international law for the parties, who are under obligation to take the necessary domestic steps to implement its provisions.
	Data Source	UN tracks and provides data.



 Output Indicator		
Indicator #3: Status of Financial Action Task Force on Money Laundering List of Non-Cooperative Countries and Territories		
TARGETS	FY 2007	Target of removing all countries/territories listed prior to 2004 achieved in FY 2006. Plan for and/or provide assistance to any new countries/territories added in 2004. As of July 2005, the Financial Action Task Force (FATF) had not added any other countries to the list.
	FY 2006	Financial Action Task Force (FATF) removes all countries from List that were added prior to 2004.
RESULTS	2005	FATF removed three countries from list in February 2005; three countries remain on list.
	2004	FATF removed three countries from list; six countries remain on list.
	2003	FATF removed eight countries from list; eleven countries remain on list.
	2002	<u>Baseline</u> : FATF removed four countries from the list; fifteen countries remain on the list.
DATA QUALITY	Indicator Validation	The Department uses FATF standard to measure the effectiveness of the anti-money laundering regimes of problem countries and territories. The FATF process not only identifies problem countries and territories, it applies pressure on them to improve their anti-money laundering performance. "Graduation" from the NCCT list is an important milestone both for individual countries and for the global effort in combating money laundering.
	Data Source	FATF provides data.

I/P #6: Environmental Law Enforcement		
Build capacity in key countries for good domestic environmental governance and rule of law, and to fight environmental crime that threatens sustainable development.		
 Output Indicator		
Indicator #1: Capacity Built for Effective Environmental Laws, Enforcement, Compliance and Anti-Corruption		
TARGETS	FY 2007	Association of Southeast Asian Nations Wildlife Enforcement Network (ASEAN-WEN) Secretariat is established. Coalition Against Wildlife Trafficking (CAWT) collaborates with African and South American governments to initiate a process to establish regional wildlife law enforcement networks aimed at increasing capacity and promoting cooperation to stem illegal wildlife trafficking. 2-3 key developing countries or emerging economies demonstrate measurable improvements in the effectiveness of domestic environmental laws, enforcement and compliance programs.
	FY 2006	Wildlife law enforcement capacity building efforts focus on strengthening both domestic and regional capacity to interdict critical species in Africa and South East Asia. ASEAN countries announce formation of regional WEN. CAWT adds corporate and government partners and begins efforts in Africa and Latin America. Integrated environmental enforcement capacity building efforts extended to 2 additional countries and reflect enhanced integration of themes, skills and stakeholders.



RESULTS	2005	Thailand proposes regional wildlife law enforcement network; OES mobilizes DOJ, U.S. Fish and Wildlife Service and NGOs to assist. USG and seven global wildlife conservation groups launch the global CAWT. CAWT co-sponsors ASEAN workshop and Ministerial for establishment of regional wildlife law enforcement network. Institute for Law Enforcement Administration (ILEA) Gaborone debuts revised Principles of Environmental Laws and Enforcement (PELE) workshop for southern Africa. U.S. and U.K. develop joint training program for South Africa's new multi-agency environmental inspectorate. NAFTA environment commission approves U.S.-proposed green customs program. Dominican Republic-Central American-U.S. Environmental Cooperation Agreement (ECA) and U.S.-Chile ECA Work Program finalized with strong focus on enforcement. Chile implementation launched with enforcement workshop and study tour of Chilean enforcement officials to U.S.
	2004	Wildlife enforcement training conducted at Bangkok and Gaborone ILEAs. Thailand launches wildlife enforcement initiative following training. USG interagency team integrates training on environmental law, enforcement and anti-corruption into new workshop on "Principles of Environmental Laws and Enforcement"; advises United Nations Environment Program (UNEP) on curriculum for global environmental training for judges and customs officials. Department supports first North America integrated training on traffic in hazardous waste, ozone-depleting substances, and endangered species on the U.S./Mexico border, including a focus on mechanisms to combat corruption. Free Trade Agreements (FTAs) and associated ECAs with Chile, Jordan, Morocco, Bahrain and Singapore commit these countries to effective enforcement of environmental laws, and cooperative efforts to improve legal and enforcement capacity.
	2003	U.S.-Chile FTA and ECA include capacity-building for environmental enforcement. U.S. co-sponsored mahogany working group facilitated implementation of CITES Appendix II listing. Public information campaign organized for regional collaboration on wildlife protection in the Amazon Basin.
	2002	USG efforts at the World Summit for Sustainable Development successfully led to inclusion in the Johannesburg Plan of Implementation of the strongest language to date on domestic good governance as a foundation of sustainable development. International Maritime Organization (IMO) developed an on-line reporting system to track piracy, adopted a Code of Investigation for Piracy and Unlawful Acts at Sea, and drafted changes to the Safety of Life at Sea to improve maritime security.
DATA QUALITY	Indicator Validation	A developing country's natural resources are a critical part of its economic base supporting development. Environmental crime is increasingly linked to other types of crime, corruption and governance challenges. Clear rules, effective enforcement, and anti-corruption efforts in environment and natural resources decision-making are thus key aspects of rule of law that is essential for sustainable development. Building capacity in this area can foster acceptance of USG rule of law goals, with less controversy than efforts in other sectors.
	Data Source	OES directly tracks capacity-building activities and relies on reporting on outcomes from Environmental Hub and ESTH officers in U.S. Embassies, USAID Missions and other partners.



V. Illustrative Examples

International Crime and Drugs	
Progress on Anticorruption Efforts	With President Bush's leadership, APEC has come together to take strong action against corruption. Following on their bold commitments to fight corruption made last year in Santiago, Chile, APEC leaders agreed in Busan, Korea to intensify regional cooperation to deny safe haven to officials and individuals guilty of corruption, make the implementation of principles of the United Nations Convention Against Corruption (UNCAC) a top priority, and support business leaders' commitment at this year's APEC CEO Summit to operate their corporate affairs with the highest level of integrity and sound corporate governance practices. USAID articulated a priority focus on fighting corruption with the issuance of the USAID Anticorruption Strategy in February 2005. Its key action steps include incorporating anticorruption objectives into a broader range of USAID programs and improving the analysis that is used to determine appropriate program investments. A new anticorruption assessment framework is being developed and has been piloted in two countries, and several missions have developed programs to address corruption in sectors such as health care, education and infrastructure as well as in more typical governance and rule of law activities. USAID is also collaborating with the State Department in providing technical and financial resources to support the G8 anticorruption initiative in four pilot countries.
Andean Counterdrug Initiative	The U.S. multi-year investment in the Andean Counterdrug Initiative to combat narco-terrorism in the Andean Region of South America is paying important political, security and economic dividends. For the first time ever, the Colombian government has established a security presence in all of the country's 1098 municipalities (equivalent to country seats), including many dominated previously by narco-terrorist groups. Civil violence has dropped dramatically over the past two years. Our most steadfast ally in the fight against illicit drugs, the Colombian government extradited more than 250 drug traffickers to the U.S. over the past two years, including the leader of the infamous Cali Cartel. Large challenges remain, however. Colombia continues to supply approximately 90 percent of the cocaine and heroin entering the U.S.
Trafficking in Persons	There are an estimated 600,000 to 4 million persons trafficked annually across and within international borders. Approximately 80 percent are female and up to half are minors. Between 14,500 and 17,500 individuals are trafficked into the United States each year. The 2003 Trafficking in Persons Reauthorization Act mandates the collection of law enforcement of data as part of a country's ranking in the Trafficking in Persons (TIP) Report. In 2003, there were 7,992 prosecutions and 2,815 convictions. In 2004, there were 6,885 prosecutions and 3,025 convictions. In 2003 and 2004, 63 countries passed new or amended laws related to human trafficking. Based on information received in 2005, State Department program assistance efforts around the world have led to the prosecution of 554 traffickers and 133 convictions. Additionally, 171, 990 victims were helped as a result of U.S. Government funding. The 2005 release of the Trafficking in Persons Report generated significant media attention including 14 Digital Video Conferences (DVCs) with embassies in countries including Kuwait, Pakistan, Bangladesh, Jamaica, Norway, and Ghana. The impact of the news coverage generated by the release of the Report and related DVCs reached 405 million people with the USG anti-human trafficking message. The Office to Monitor and Combat Trafficking in Persons continued to reach out to members of Congress and these activities led to the first-ever Congressional Delegation visit to focus of human trafficking. The Members of Congress met with government and NGO representatives in Greece, Moldova, Albania, and Egypt. This visit contributed to the passage of the 2005 Trafficking Victims Protection Reauthorization Act that was signed into law in January of 2006 and mandates a report to Congress on TIP-generated by post-conflict and humanitarian emergencies, Foreign Service Officer training on TIP as well as increased information on actions taken by International organizations to prevent TIP by peacekeepers. The reauthorization also requires the Department of Labor to provide information to G/TIP on instances of forced labor.



<p>Law Enforcement in Post-Conflict Societies</p>	<p>In 2005, the Department established and began to provide specialized training for a Border Police and a Highway Patrol in Afghanistan. In Iraq, the Department's police training facilities in Jordan, Baghdad and regional academies, provided basic training for more than 50,000 new police recruits and follow-on training for thousands more. The police are beginning to establish a presence in urban areas and to stand their ground in attacks from insurgents. In both Haiti and Liberia, the U.S. is providing American police and police experts as part of the UN peacekeeping operations and is helping to train new national police forces to restore rule of law and build stability in those two countries. In Kosovo, the Department continued the drawdown of the American CIVPOL contingent (30 percent over the past year) as Kosovo police forces increased capacity and took control of local police precincts and more policing authority.</p>
<p>Licit Income Alternatives</p>	<p>Despite bold efforts by Colombia, Bolivia, and Peru to combat narcotrafficking, the lack of state presence in some areas has allowed illegal narcotics production and armed terrorist organizations to continue to flourish. The spillover of drug related criminal activity brings the threat of violence and instability to communities along Ecuador's northern border with Colombia. USAID is working with the governments of Bolivia, Colombia, and Peru to eradicate coca and opium poppy by providing licit income alternatives and strengthening communities. As a result, USAID has been able to: Develop sustainable farm-level production and market linkages to increase licit employment opportunities and incomes in coca growing regions; expand the presence of the state by improving participation in and access to local government institutions; improve general social conditions in areas such as health and education; and finance productive infrastructure and investments, such as roads and bridges, identified by participating communities.</p>



V. Resource Detail

Table 1: State Appropriations by Bureau (\$ Thousands)

Bureau (Ranked by Highest FY 2007 Request)	FY 2005 Actual	FY 2006 Estimate	FY 2007 Request
Western Hemisphere Affairs	43,307	45,079	44,870
European and Eurasian Affairs	12,450	12,393	11,952
Near Eastern Affairs	5,245	5,591	7,363
East Asian and Pacific Affairs	6,220	7,060	6,187
Other Bureaus	148,550	71,563	72,897
Total State Appropriations	\$215,772	\$141,686	\$143,269

Table 2: Foreign Operations by Account (\$ Thousands)

Title/Accounts	FY 2005 Actual	FY 2006 Estimate	FY 2007 Request
Title I - Export and Investment Assistance			
Export-Import Bank	-	-	-
Overseas Private Investment Corporation	-	-	-
Trade and Development Agency	-	-	-
Title II - Bilateral Economic Assistance			
USAID	1,210	470	408
Global HIV/AIDS Initiative	-	-	-
Other Bilateral Economic Assistance	220,457	63,830	62,290
Independent Agencies	-	-	-
Department of State	1,672,541	1,199,583	1,516,990
Department of Treasury	-	-	-
Conflict Response Fund	-	-	-
Millennium Challenge Account	-	-	-
Title III - Military Assistance			
International Military Education/Training	1,324	1,344	1,258
Foreign Military Financing	27,437	28,916	26,761
Peacekeeping Operations	-	-	-
Title IV - Multilateral Economic Assistance			
International Development Association	-	-	-
International Financial Institutions	-	-	-
International Organizations/Programs	-	-	-
Total Foreign Operations	\$1,922,969	\$1,294,143	\$1,607,707
Grand Total	\$2,138,741	\$1,435,829	\$1,750,976