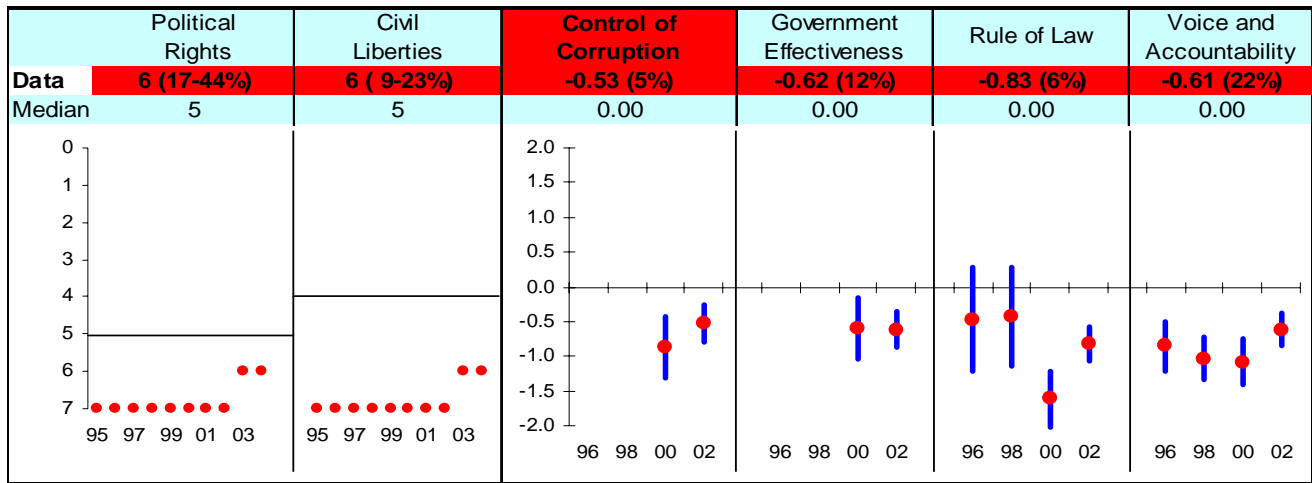
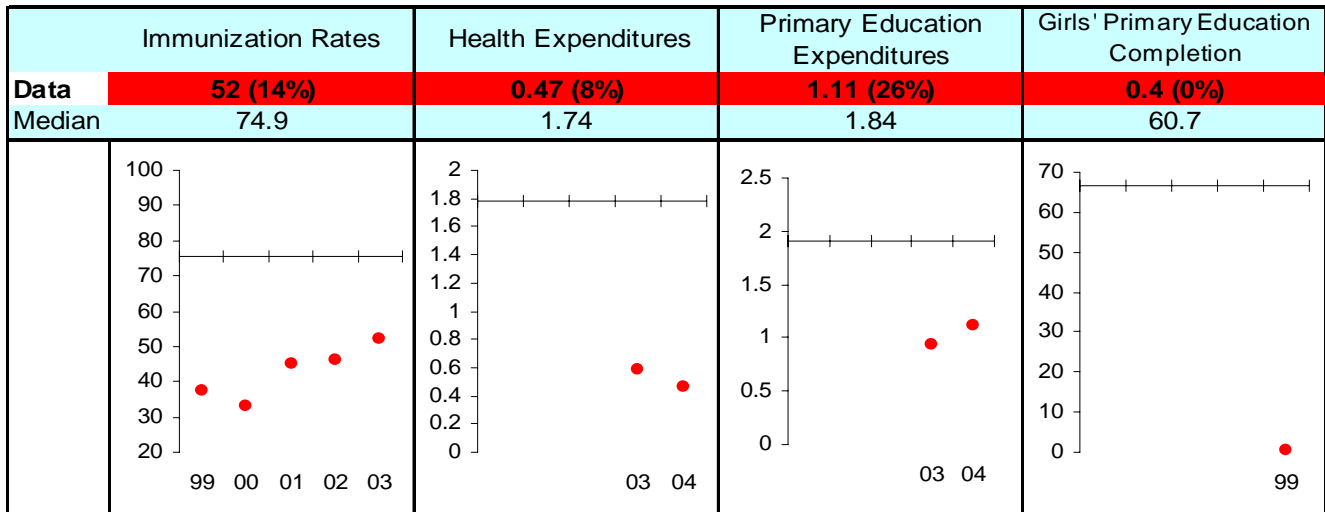


# Afghanistan FY05

## Ruling Justly



## Investing in People



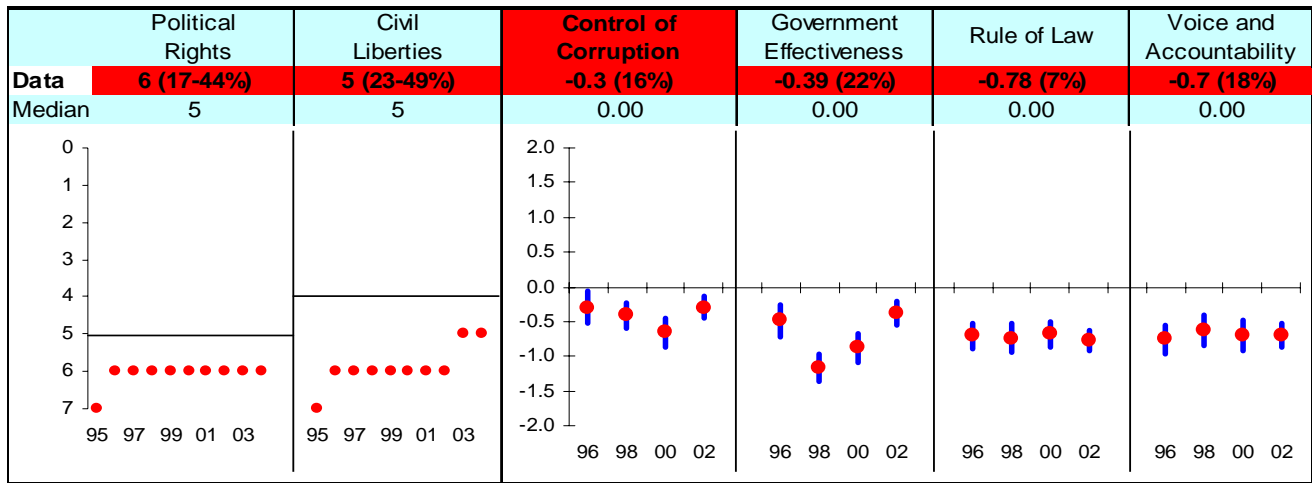
## Economic Freedom



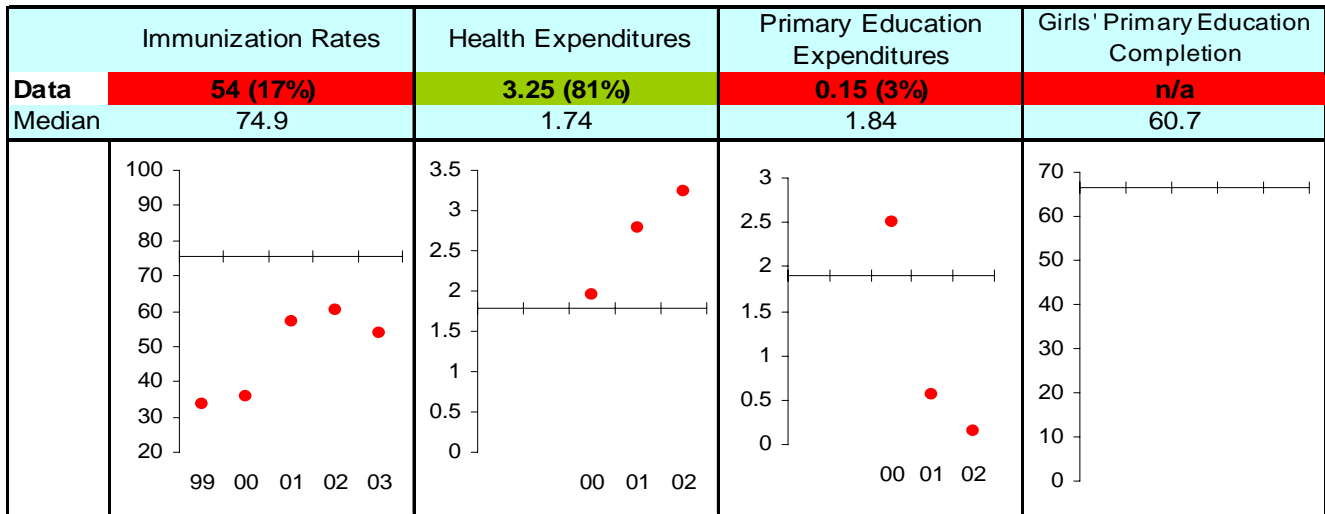
Note: The Board of the MCC will consider performance under these indicators plus qualitative and other materials in choosing countries eligible to submit compact proposals to MCC. The first number is the country's score and percentage in () is their ranking relative to other candidate countries (0% the worst, 50% the median, and 100% the best.) Graphs: higher is better, the horizontal-axis has been drawn through the median, the red dot is the data point, and the blue vertical bar is the standard error. Indicators highlighted in green are above the median as currently calculated and those in red are below. Medians may change as new data becomes available.

# Angola FY05

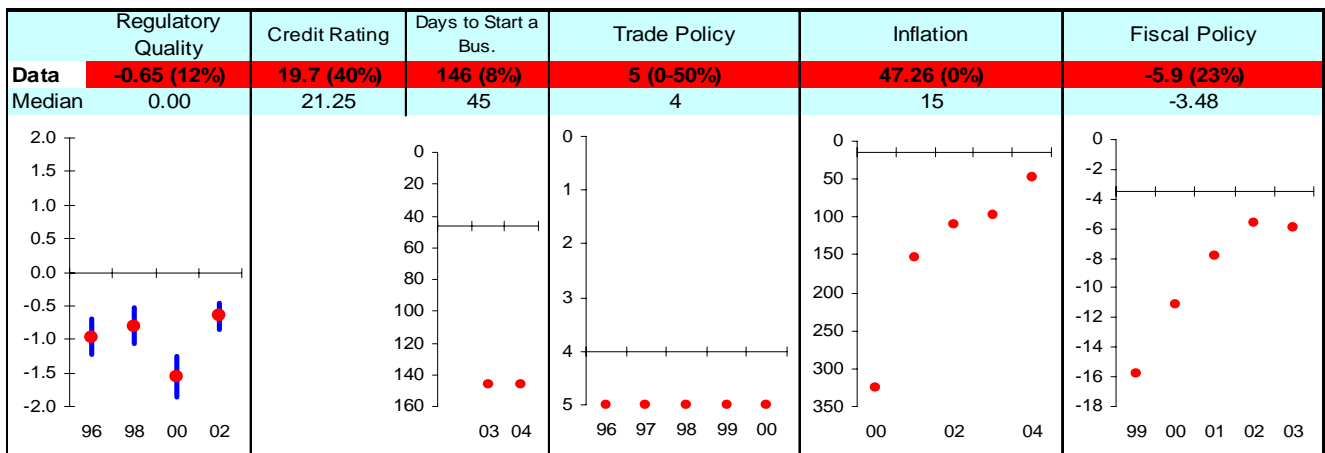
## Ruling Justly



## Investing in People



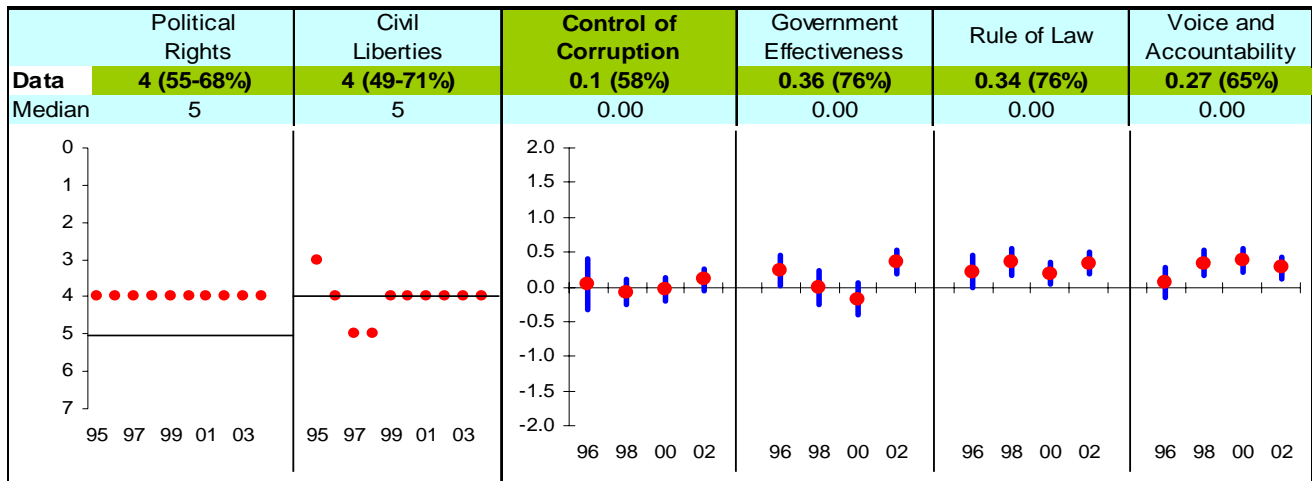
## Economic Freedom



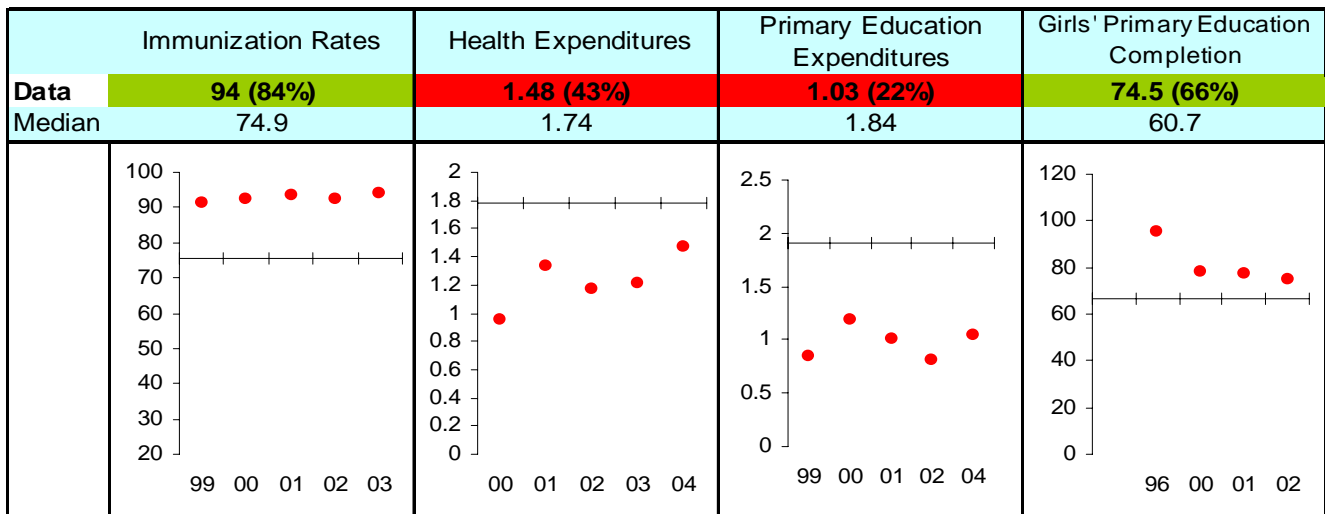
Note: The Board of the MCC will consider performance under these indicators plus qualitative and other materials in choosing countries eligible to submit compact proposals to MCC. The first number is the country's score and percentage in () is their ranking relative to other candidate countries (0% the worst, 50% the median, and 100% the best.) Graphs: higher is better, the horizontal-axis has been drawn through the median, the red dot is the data point, and the blue vertical bar is the standard error. Indicators highlighted in green are above the median as currently calculated and those in red are below. Medians may change as new data becomes available.

# Armenia FY05

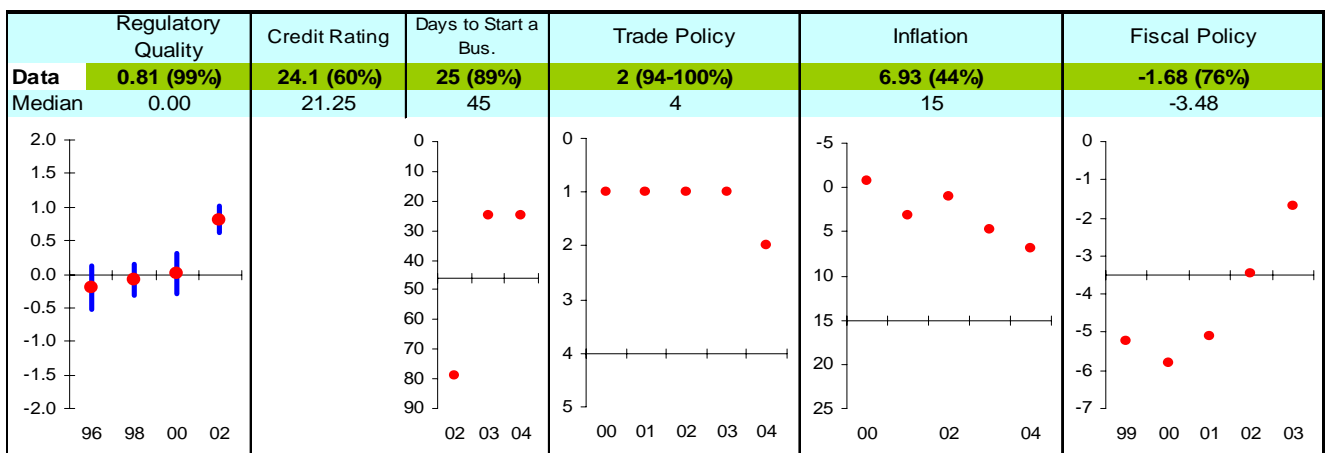
## Ruling Justly



## Investing in People



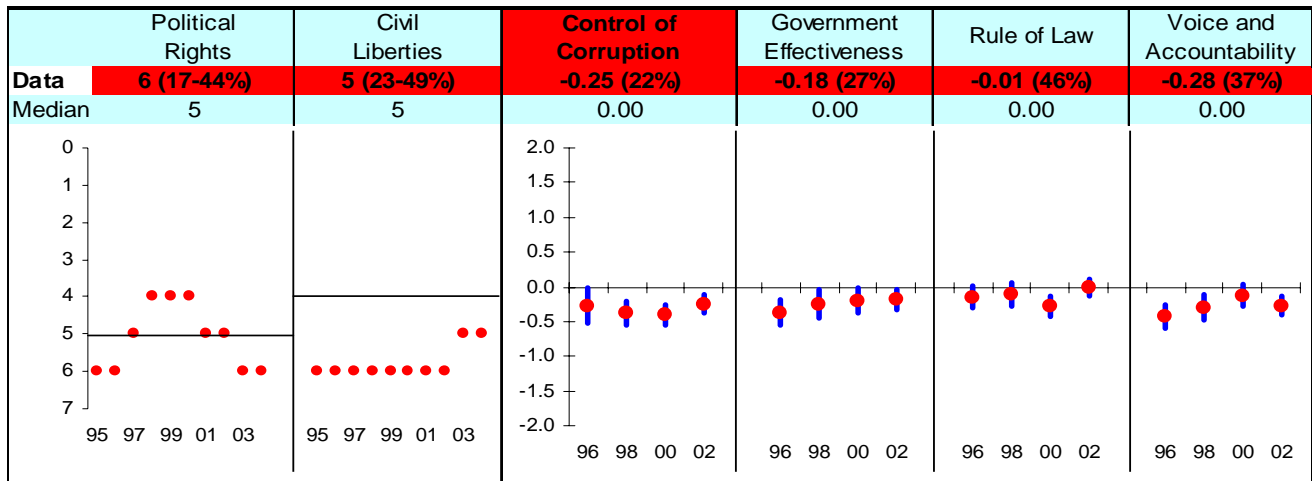
## Economic Freedom



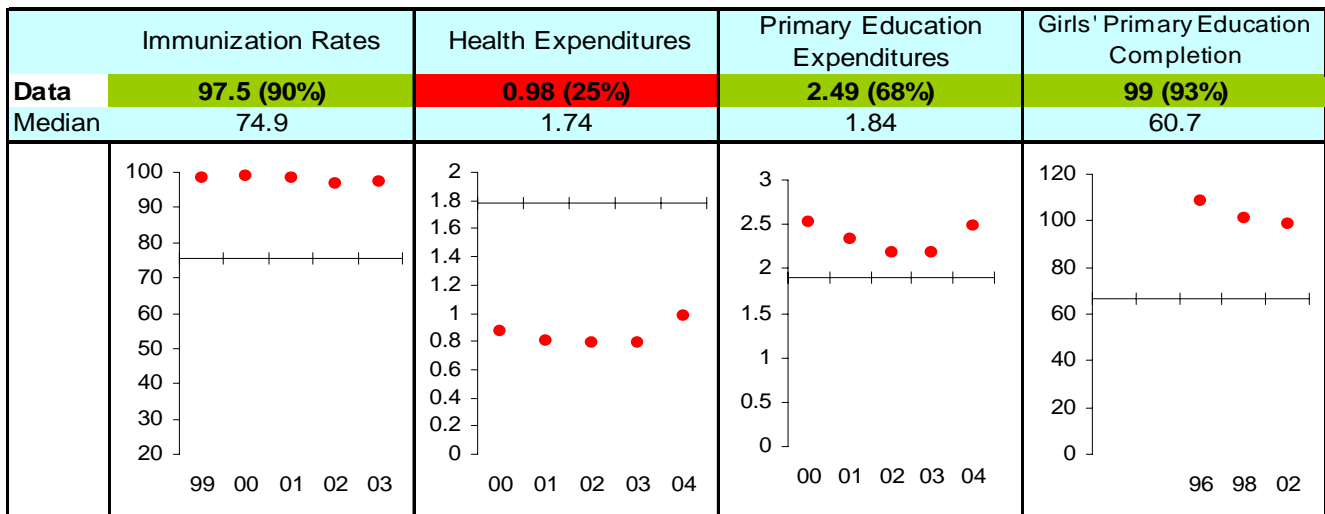
Note: The Board of the MCC will consider performance under these indicators plus qualitative and other materials in choosing countries eligible to submit compact proposals to MCC. The first number is the country's score and percentage in () is their ranking relative to other candidate countries (0% the worst, 50% the median, and 100% the best.) Graphs: higher is better, the horizontal-axis has been drawn through the median, the red dot is the data point, and the blue vertical bar is the standard error. Indicators highlighted in green are above the median as currently calculated and those in red are below. Medians may change as new data becomes available.

# Azerbaijan FY05

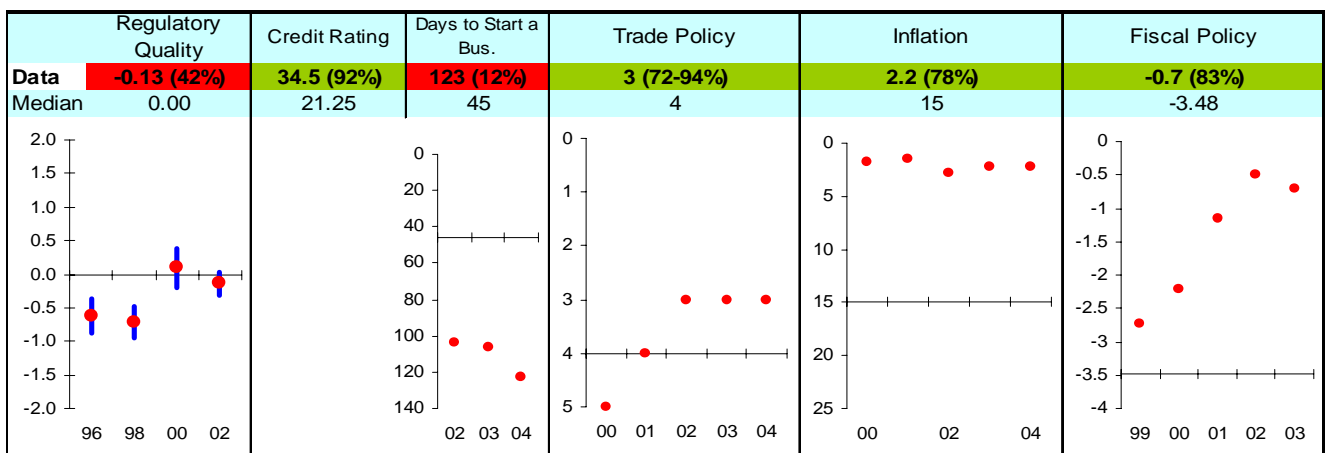
## Ruling Justly



## Investing in People



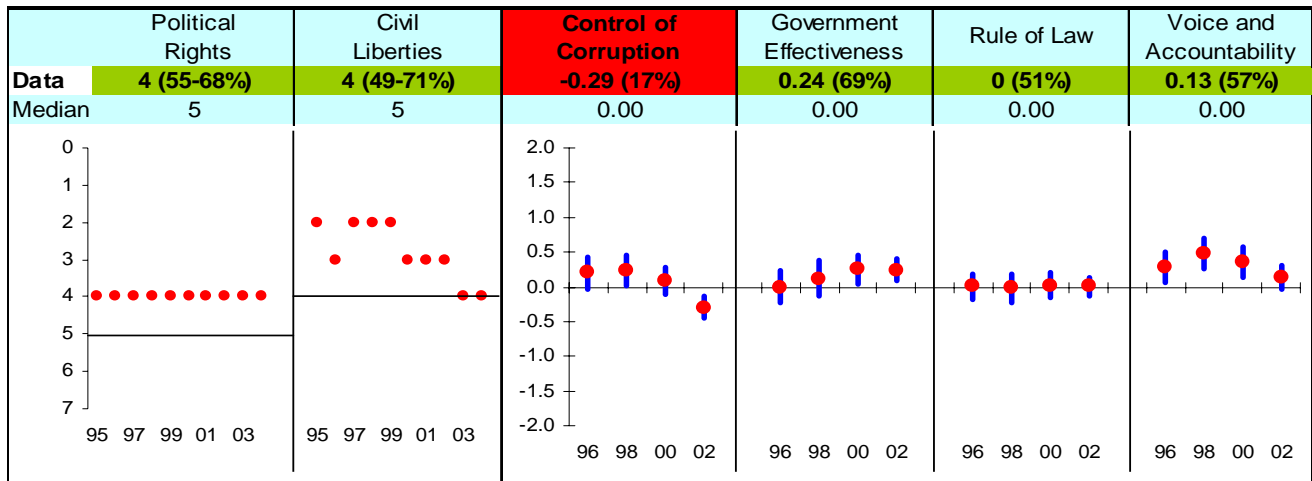
## Economic Freedom



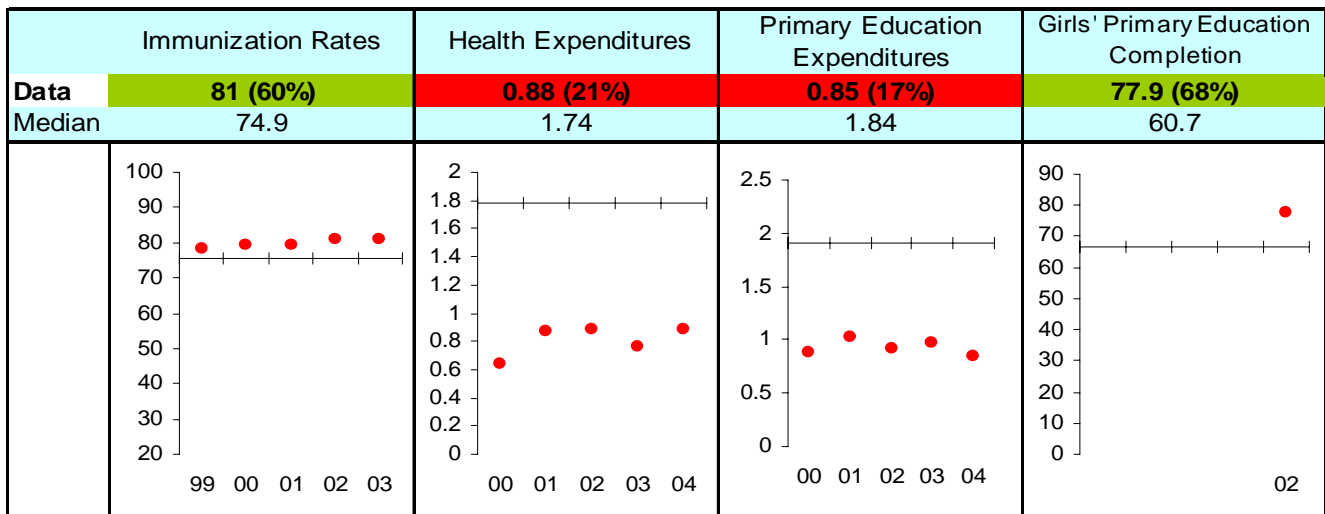
Note: The Board of the MCC will consider performance under these indicators plus qualitative and other materials in choosing countries eligible to submit compact proposals to MCC. The first number is the country's score and percentage in () is their ranking relative to other candidate countries (0% the worst, 50% the median, and 100% the best.) Graphs: higher is better, the horizontal-axis has been drawn through the median, the red dot is the data point, and the blue vertical bar is the standard error. Indicators highlighted in green are above the median as currently calculated and those in red are below. Medians may change as new data becomes available.

# Bangladesh FY05

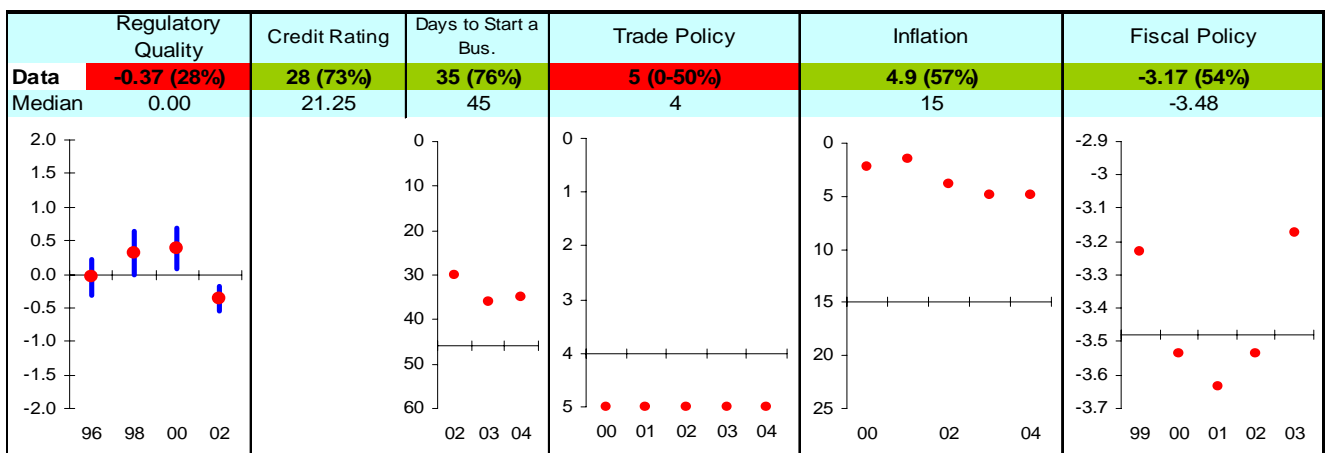
## Ruling Justly



## Investing in People



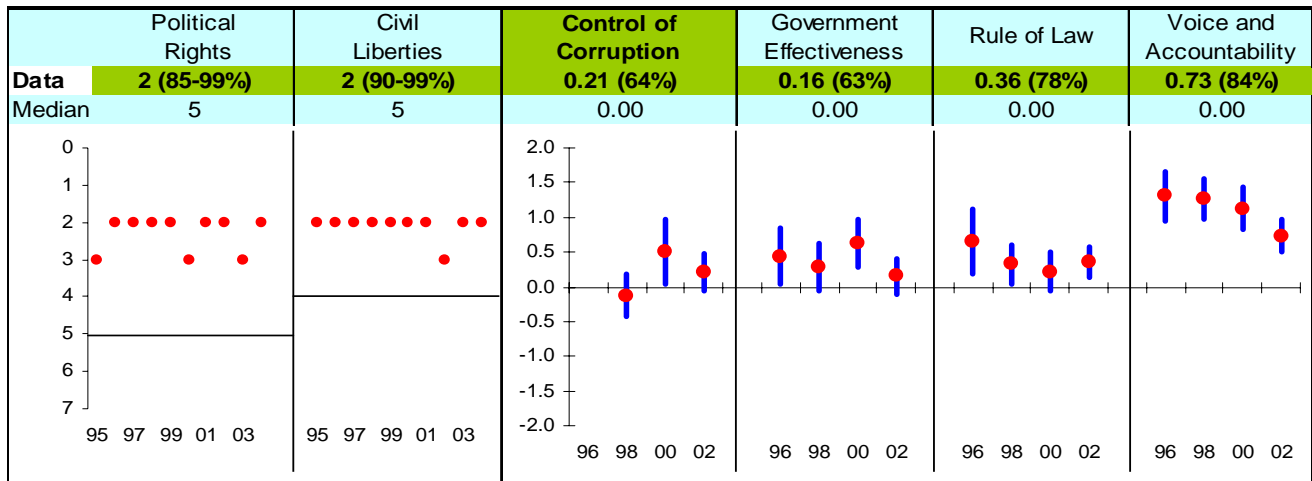
## Economic Freedom



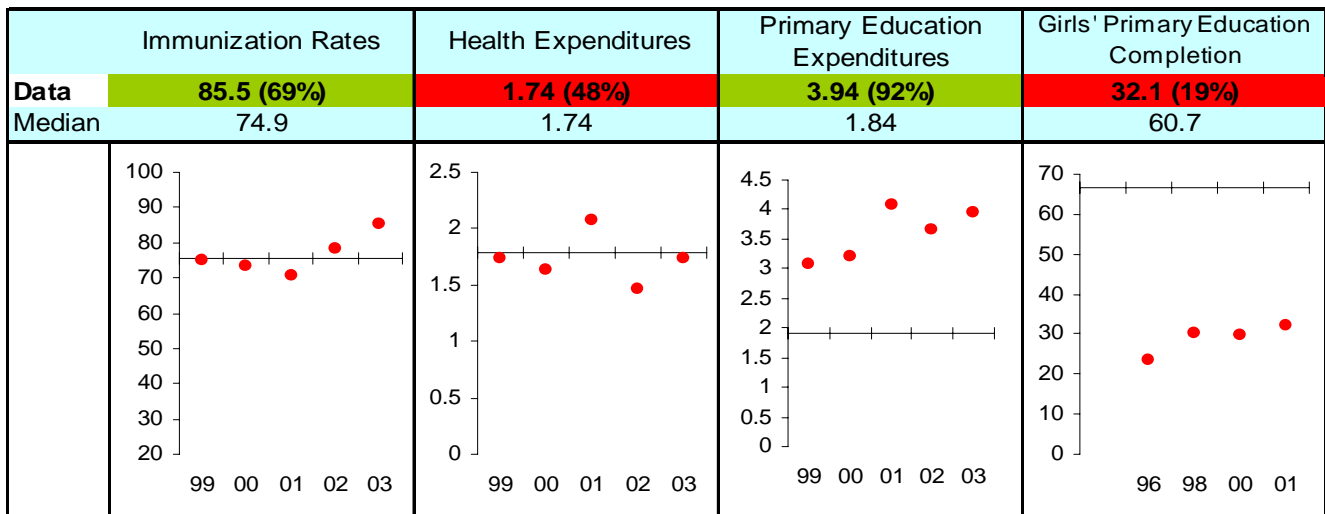
Note: The Board of the MCC will consider performance under these indicators plus qualitative and other materials in choosing countries eligible to submit compact proposals to MCC. The first number is the country's score and percentage in () is their ranking relative to other candidate countries (0% the worst, 50% the median, and 100% the best.) Graphs: higher is better, the horizontal-axis has been drawn through the median, the red dot is the data point, and the blue vertical bar is the standard error. Indicators highlighted in green are above the median as currently calculated and those in red are below. Medians may change as new data becomes available.

# Benin FY05

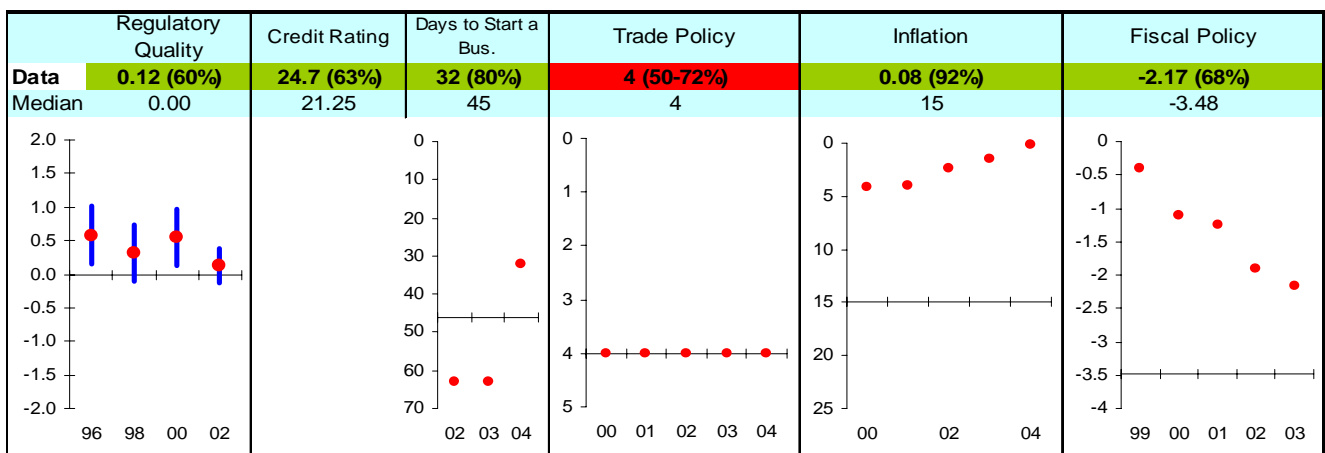
## Ruling Justly



## Investing in People



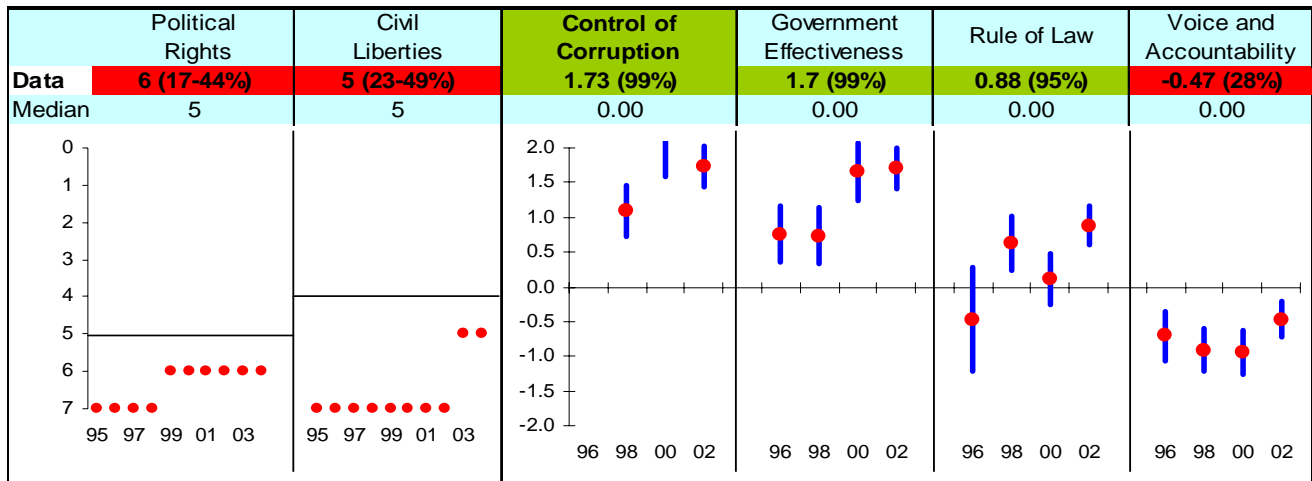
## Economic Freedom



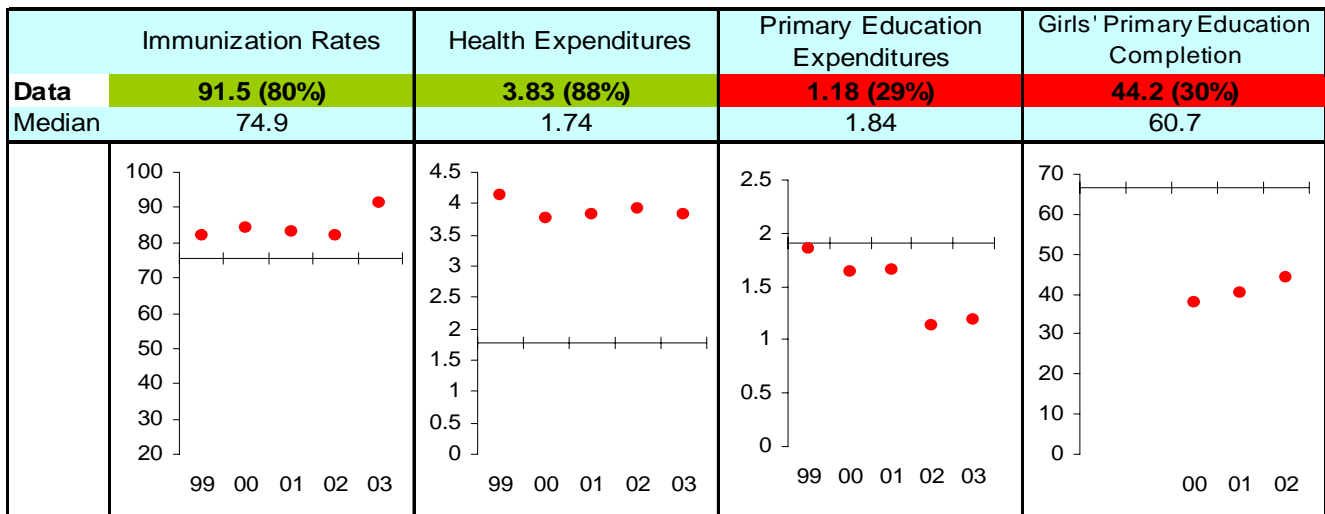
Note: The Board of the MCC will consider performance under these indicators plus qualitative and other materials in choosing countries eligible to submit compact proposals to MCC. The first number is the country's score and percentage in () is their ranking relative to other candidate countries (0% the worst, 50% the median, and 100% the best.) Graphs: higher is better, the horizontal-axis has been drawn through the median, the red dot is the data point, and the blue vertical bar is the standard error. Indicators highlighted in green are above the median as currently calculated and those in red are below. Medians may change as new data becomes available.

# Bhutan FY05

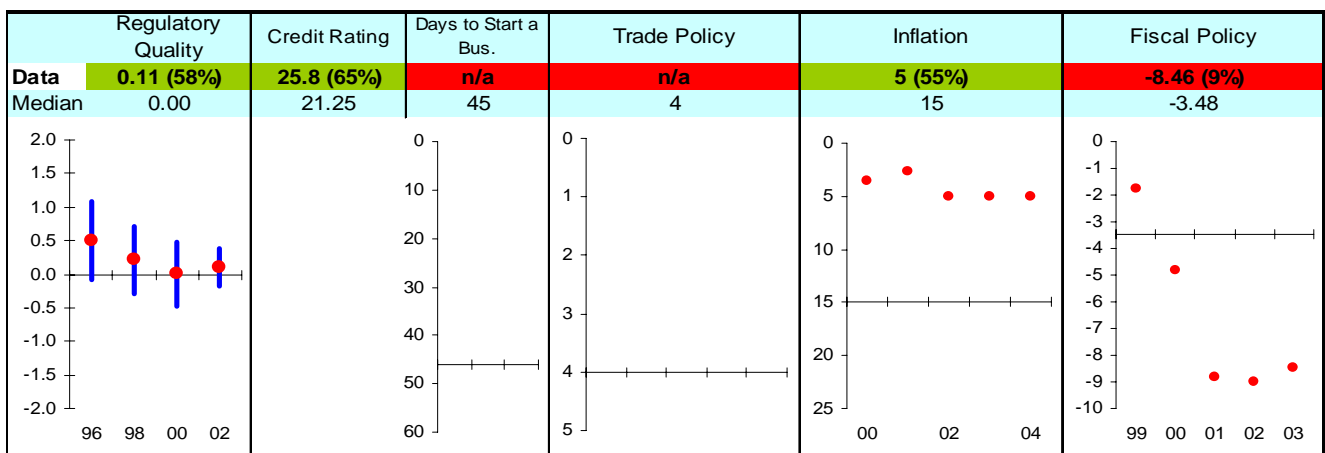
## Ruling Justly



## Investing in People



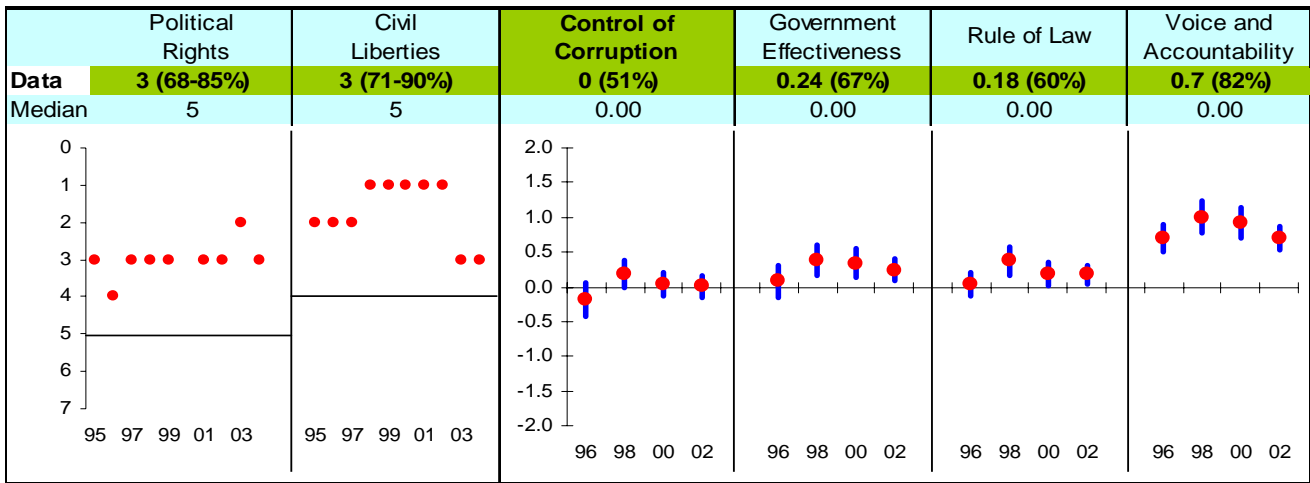
## Economic Freedom



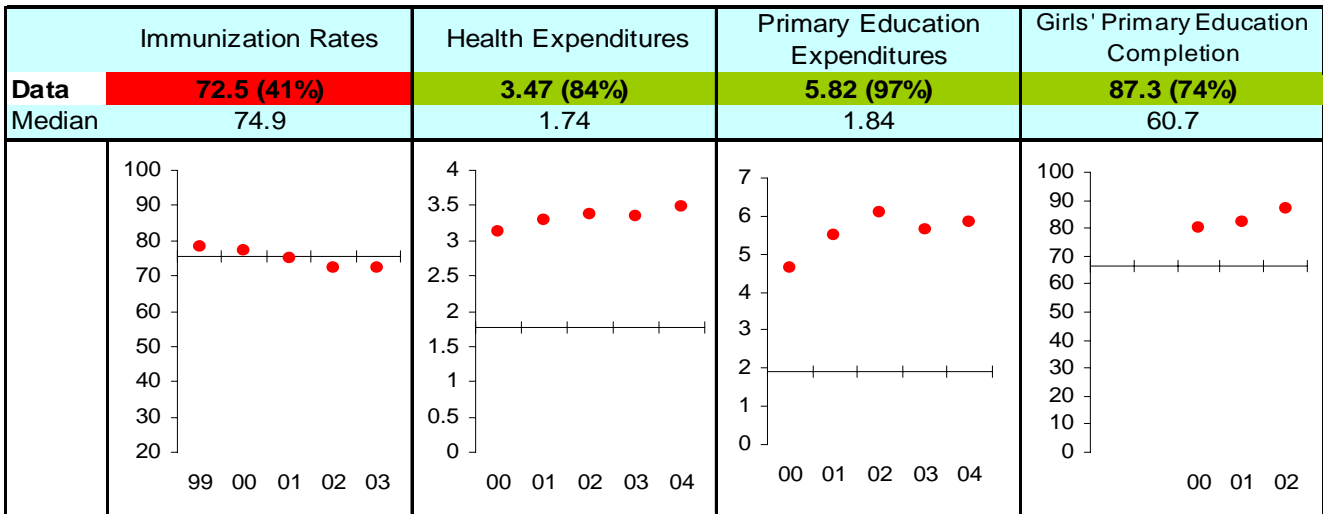
Note: The Board of the MCC will consider performance under these indicators plus qualitative and other materials in choosing countries eligible to submit compact proposals to MCC. The first number is the country's score and percentage in () is their ranking relative to other candidate countries (0% the worst, 50% the median, and 100% the best.) Graphs: higher is better, the horizontal-axis has been drawn through the median, the red dot is the data point, and the blue vertical bar is the standard error. Indicators highlighted in green are above the median as currently calculated and those in red are below. Medians may change as new data becomes available.

# Bolivia FY05

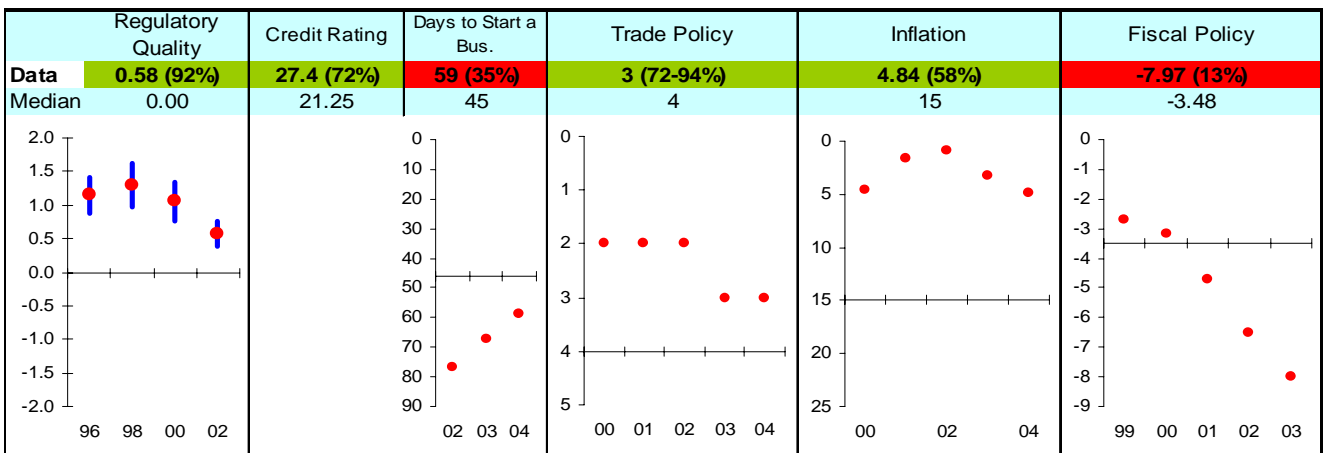
## Ruling Justly



## Investing in People



## Economic Freedom

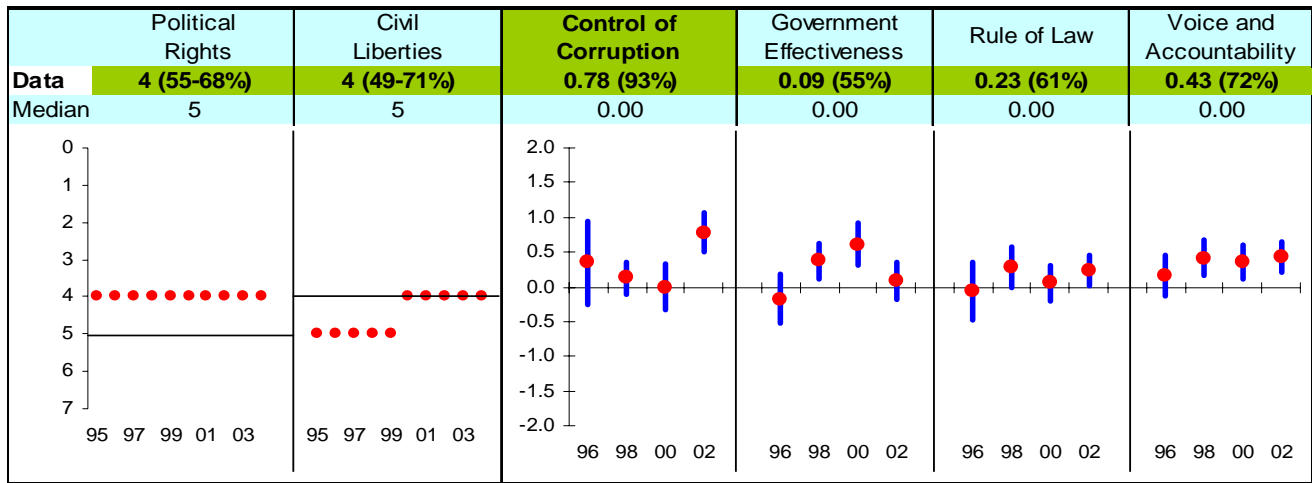


Note: The Board of the MCC will consider performance under these indicators plus qualitative and other materials in choosing countries eligible to submit compact proposals to MCC. The first number is the country's score and percentage in () is their ranking relative to other candidate countries (0% the worst, 50% the median, and 100% the best.) Graphs: higher is better, the horizontal-axis has been drawn through the median, the red dot is the data point, and the blue vertical bar is the standard error. Indicators highlighted in green are above the median as currently calculated and those in red are below. Medians may change as new data becomes available.

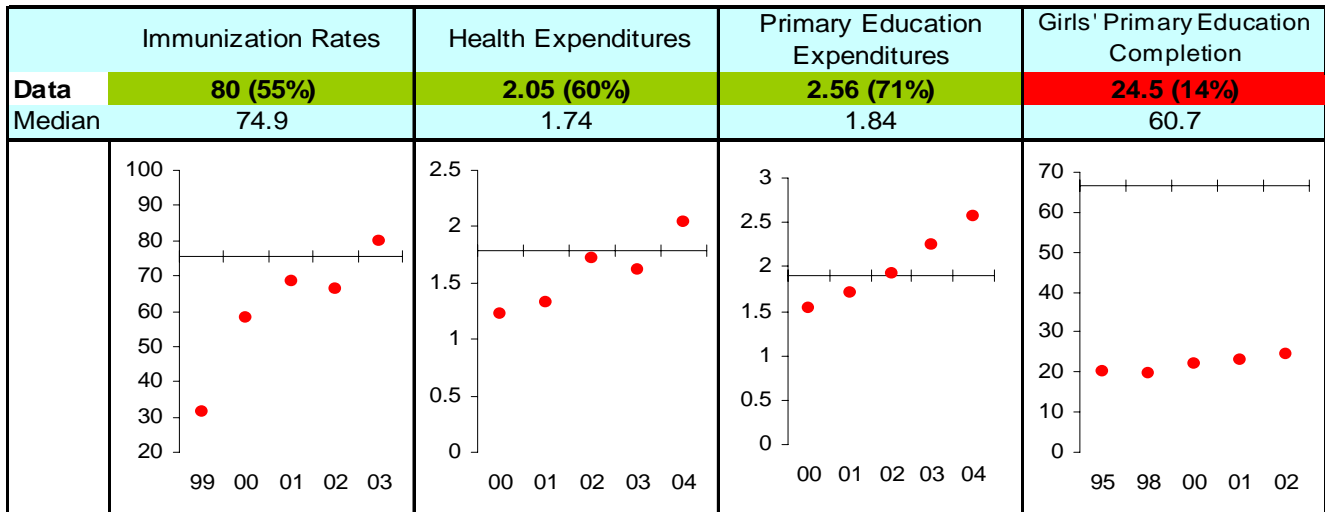


# Burkina Faso FY05

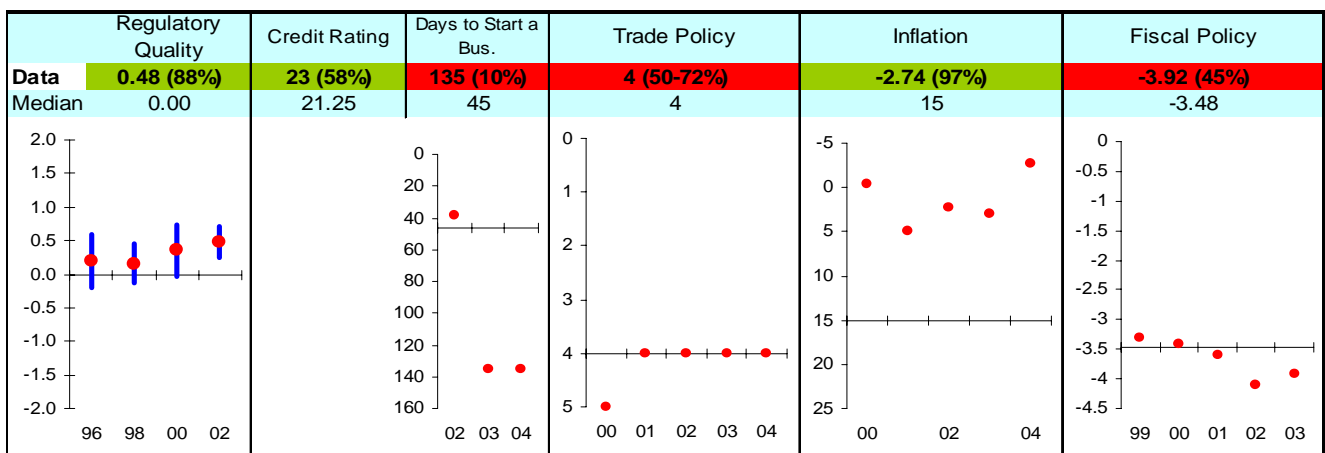
## Ruling Justly



## Investing in People



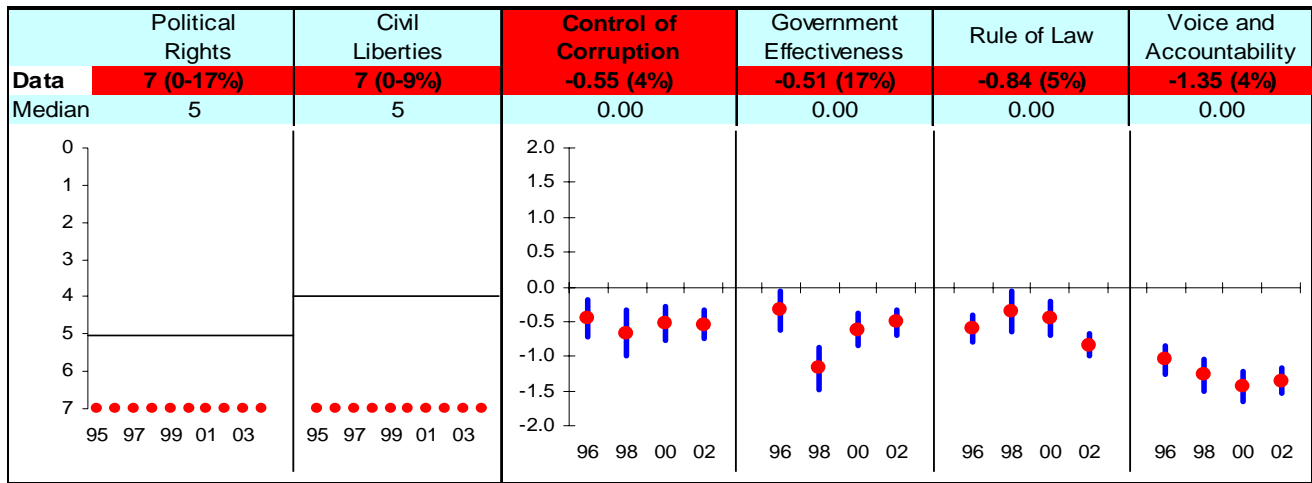
## Economic Freedom



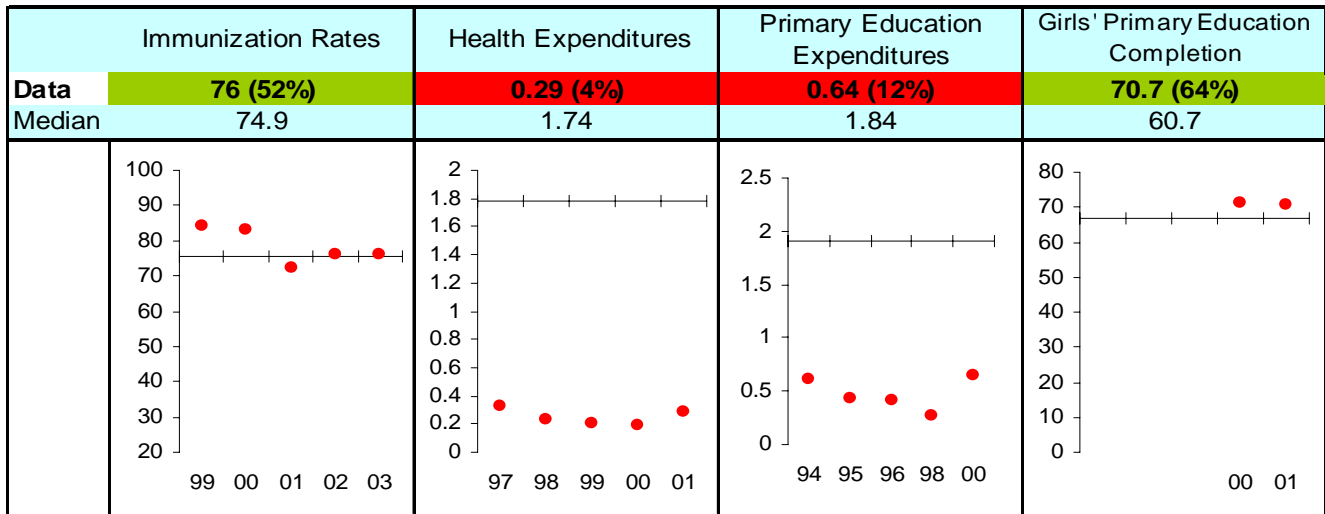
Note: The Board of the MCC will consider performance under these indicators plus qualitative and other materials in choosing countries eligible to submit compact proposals to MCC. The first number is the country's score and percentage in () is their ranking relative to other candidate countries (0% the worst, 50% the median, and 100% the best.) Graphs: higher is better, the horizontal-axis has been drawn through the median, the red dot is the data point, and the blue vertical bar is the standard error. Indicators highlighted in green are above the median as currently calculated and those in red are below. Medians may change as new data becomes available.

# Burma FY05

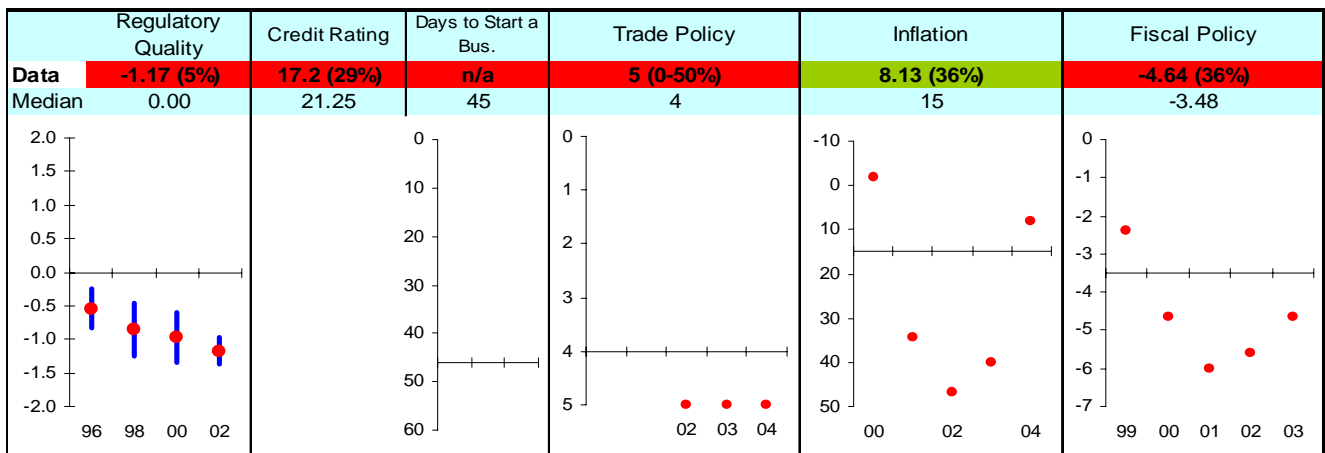
## Ruling Justly



## Investing in People



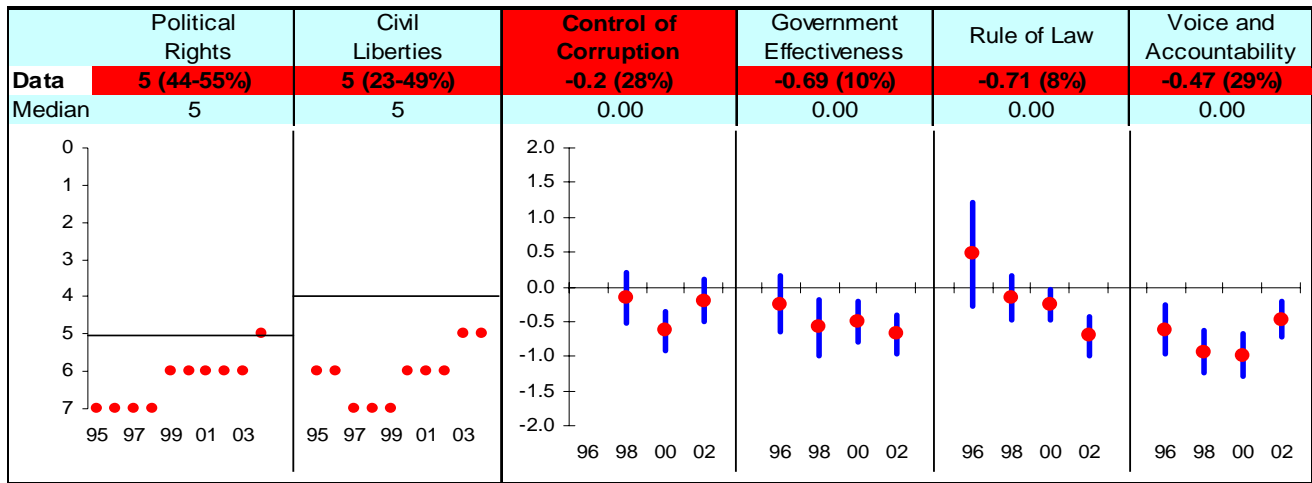
## Economic Freedom



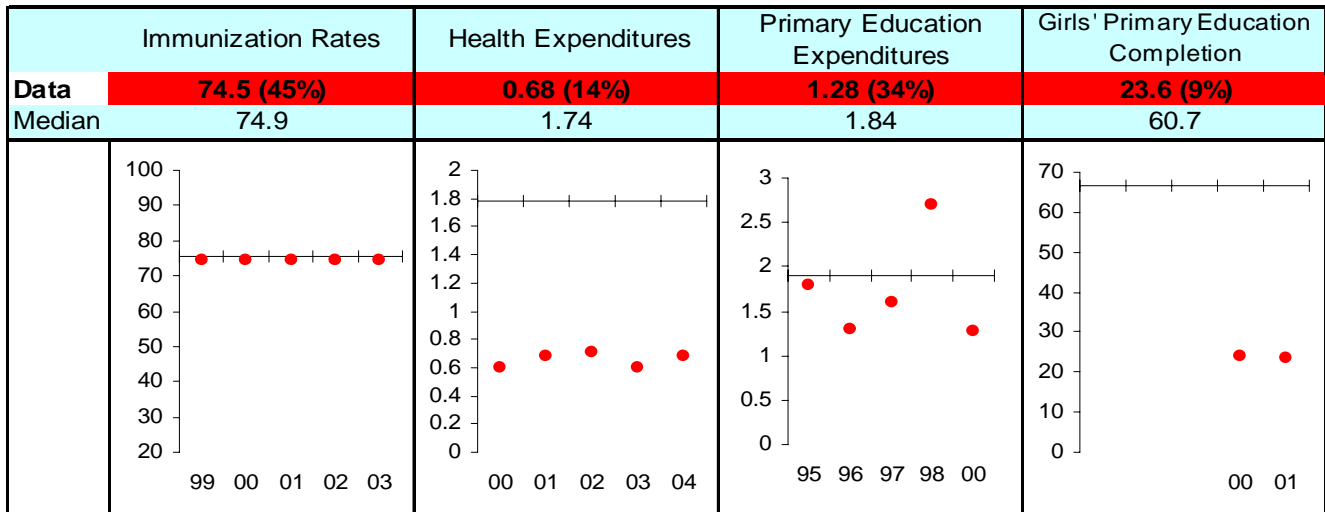
Note: The Board of the MCC will consider performance under these indicators plus qualitative and other materials in choosing countries eligible to submit compact proposals to MCC. The first number is the country's score and percentage in () is their ranking relative to other candidate countries (0% the worst, 50% the median, and 100% the best.) Graphs: higher is better, the horizontal-axis has been drawn through the median, the red dot is the data point, and the blue vertical bar is the standard error. Indicators highlighted in green are above the median as currently calculated and those in red are below. Medians may change as new data becomes available.

# Burundi FY05

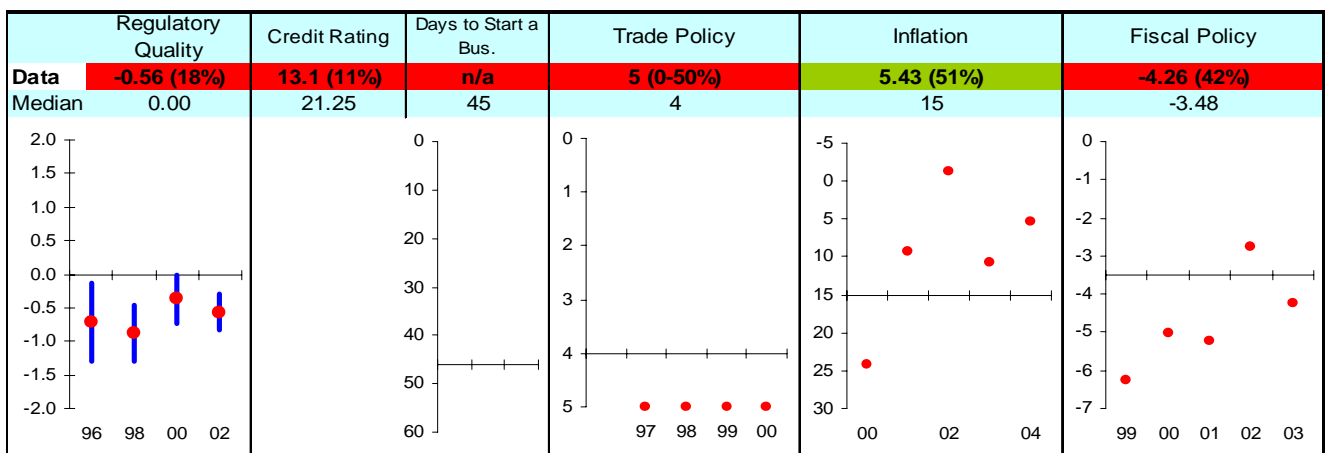
## Ruling Justly



## Investing in People



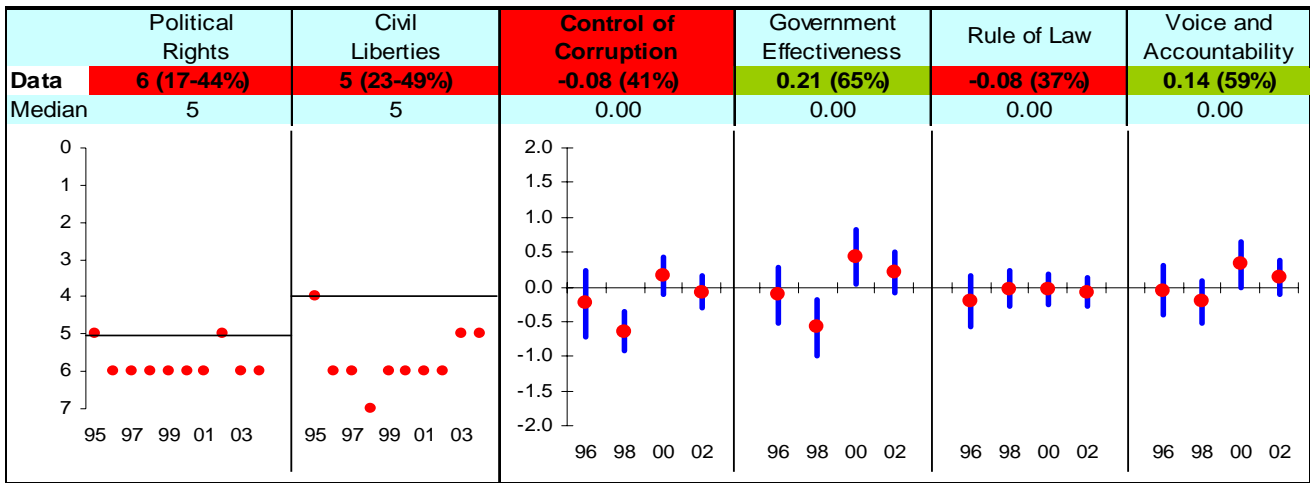
## Economic Freedom



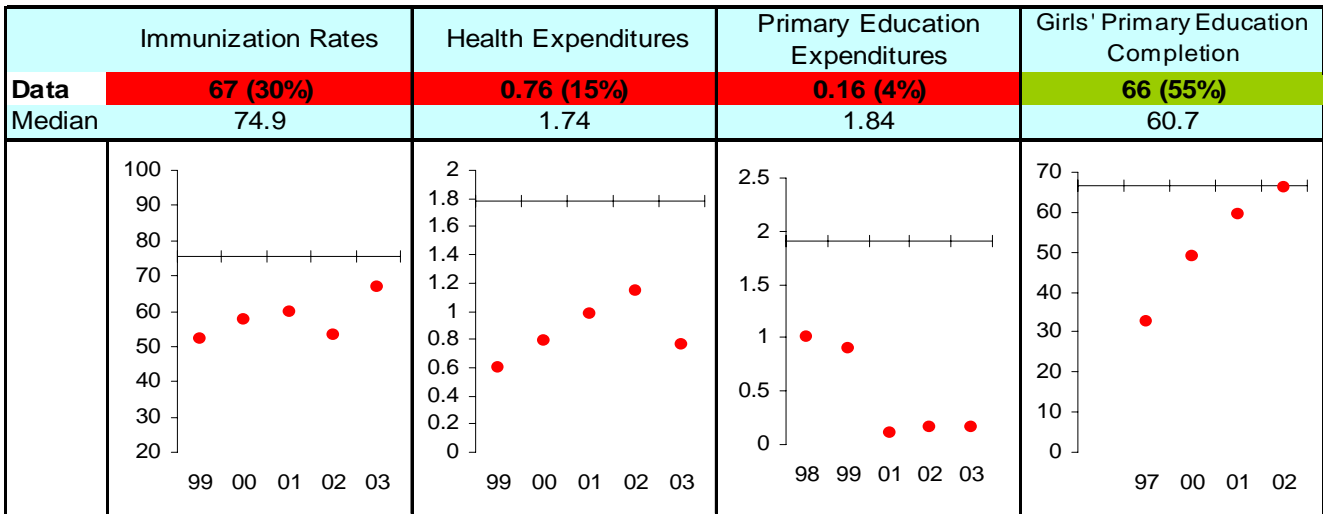
Note: The Board of the MCC will consider performance under these indicators plus qualitative and other materials in choosing countries eligible to submit compact proposals to MCC. The first number is the country's score and percentage in () is their ranking relative to other candidate countries (0% the worst, 50% the median, and 100% the best.) Graphs: higher is better, the horizontal-axis has been drawn through the median, the red dot is the data point, and the blue vertical bar is the standard error. Indicators highlighted in green are above the median as currently calculated and those in red are below. Medians may change as new data becomes available.

# Cambodia FY05

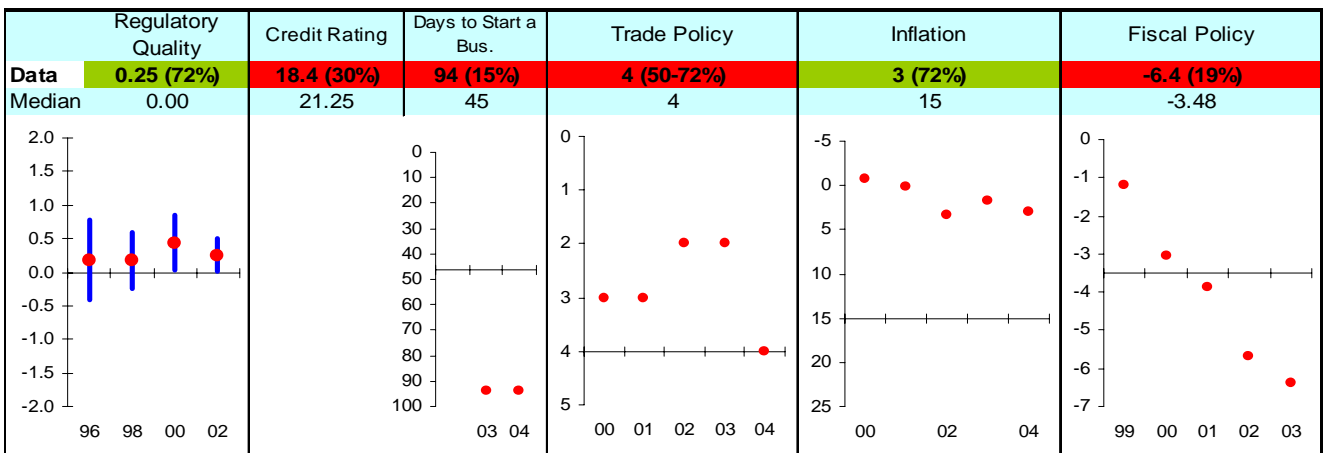
## Ruling Justly



## Investing in People



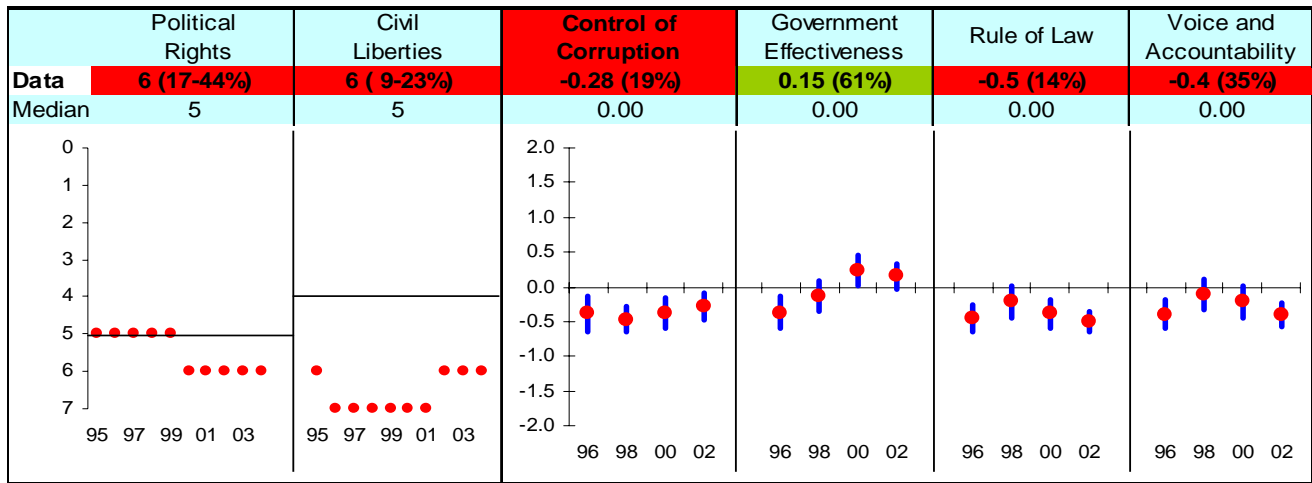
## Economic Freedom



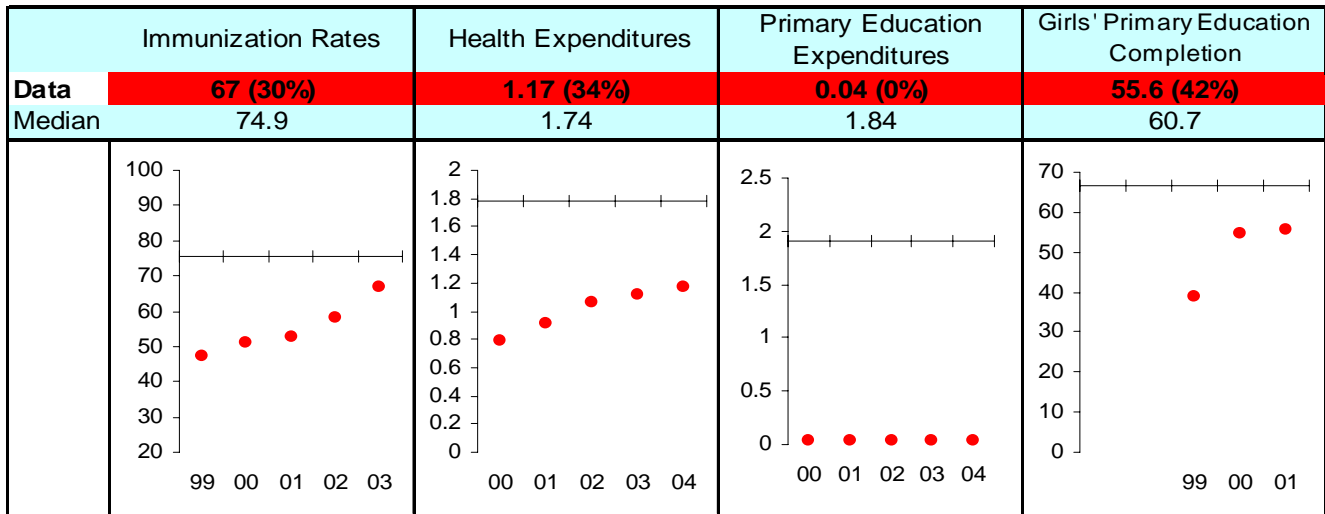
Note: The Board of the MCC will consider performance under these indicators plus qualitative and other materials in choosing countries eligible to submit compact proposals to MCC. The first number is the country's score and percentage in () is their ranking relative to other candidate countries (0% the worst, 50% the median, and 100% the best.) Graphs: higher is better, the horizontal-axis has been drawn through the median, the red dot is the data point, and the blue vertical bar is the standard error. Indicators highlighted in green are above the median as currently calculated and those in red are below. Medians may change as new data becomes available.

# Cameroon FY05

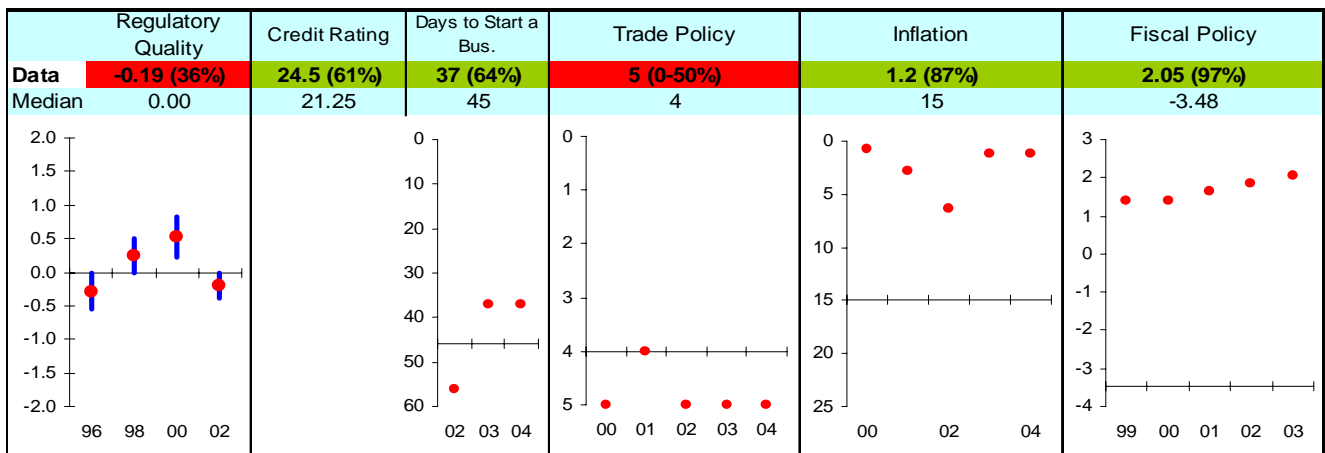
## Ruling Justly



## Investing in People



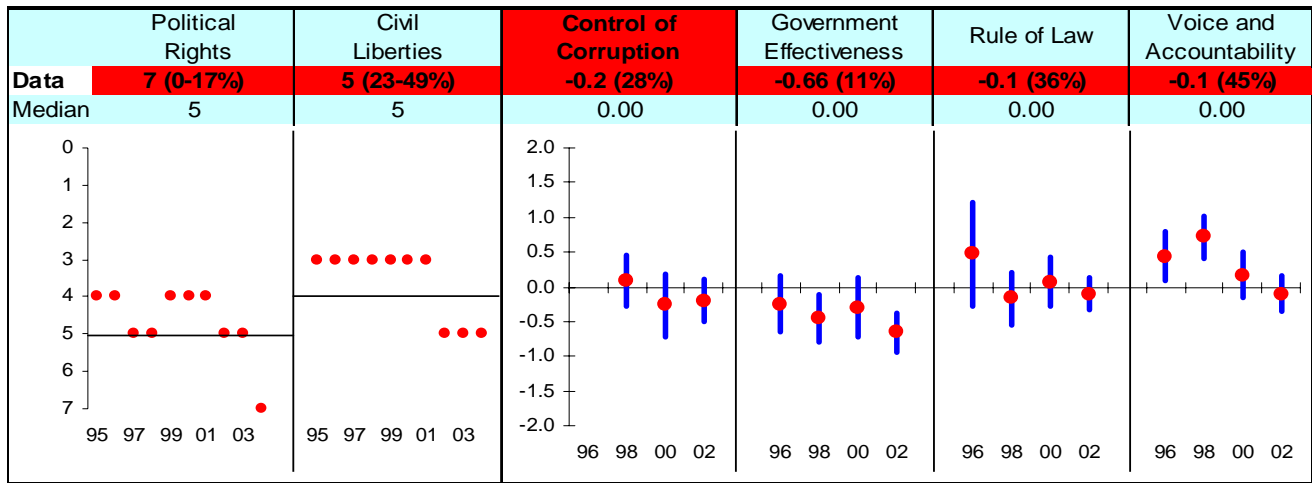
## Economic Freedom



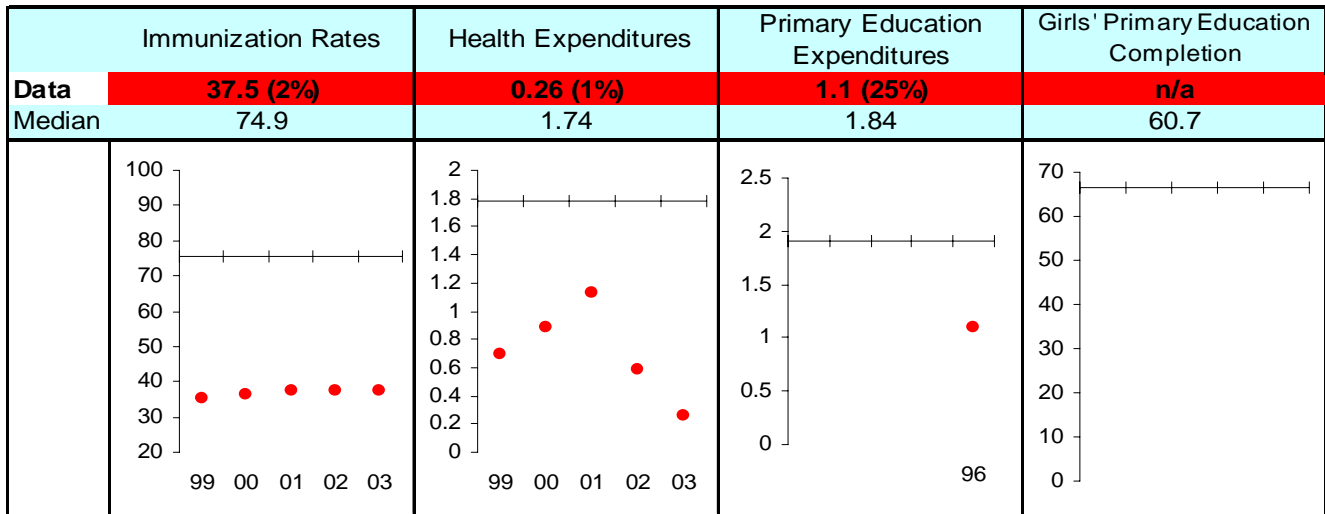
Note: The Board of the MCC will consider performance under these indicators plus qualitative and other materials in choosing countries eligible to submit compact proposals to MCC. The first number is the country's score and percentage in () is their ranking relative to other candidate countries (0% the worst, 50% the median, and 100% the best.) Graphs: higher is better, the horizontal-axis has been drawn through the median, the red dot is the data point, and the blue vertical bar is the standard error. Indicators highlighted in green are above the median as currently calculated and those in red are below. Medians may change as new data becomes available.

# Central African Republic FY05

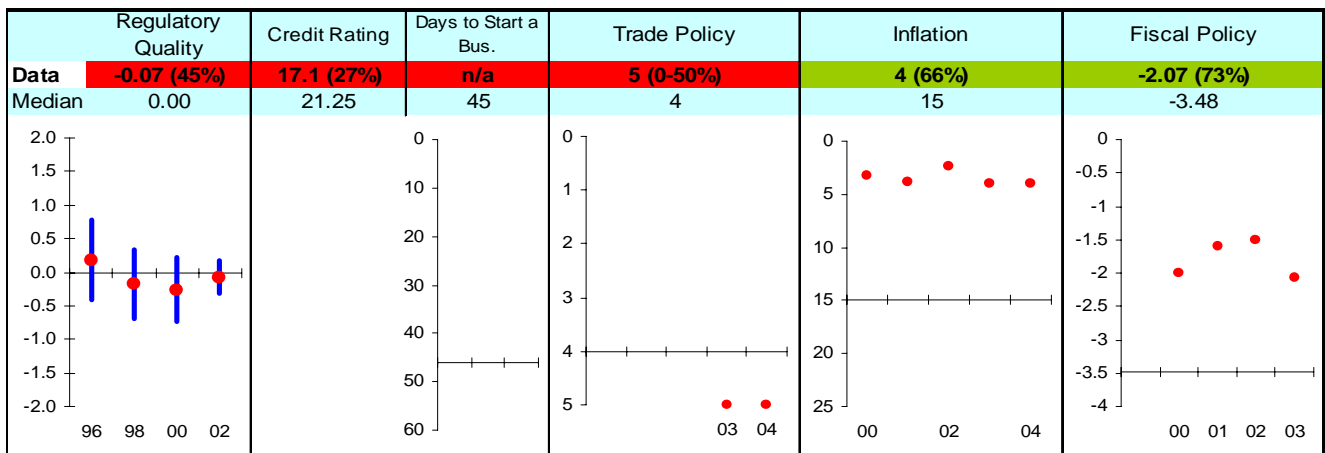
## Ruling Justly



## Investing in People



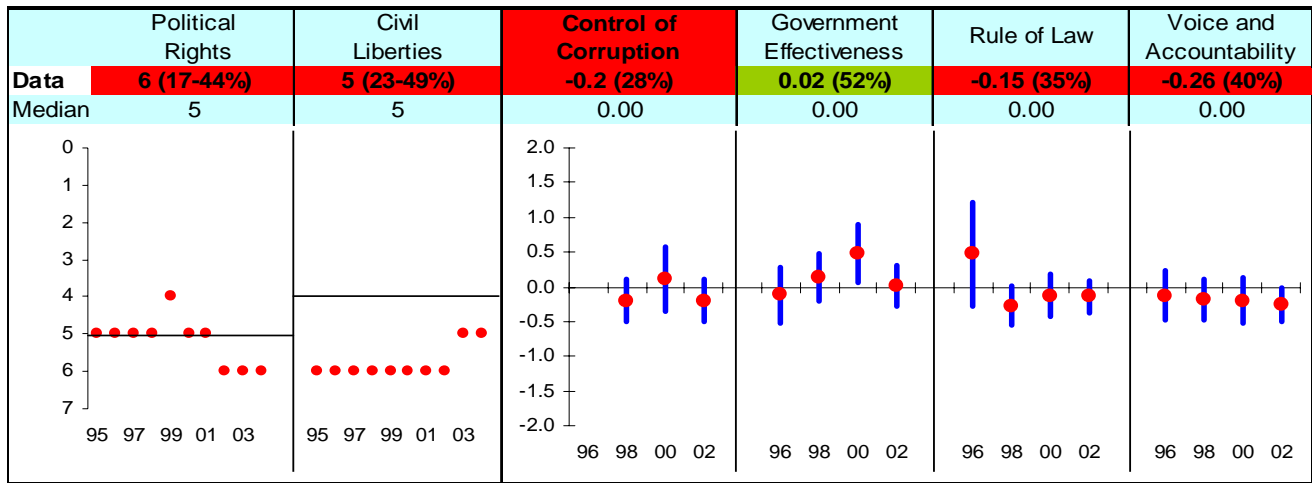
## Economic Freedom



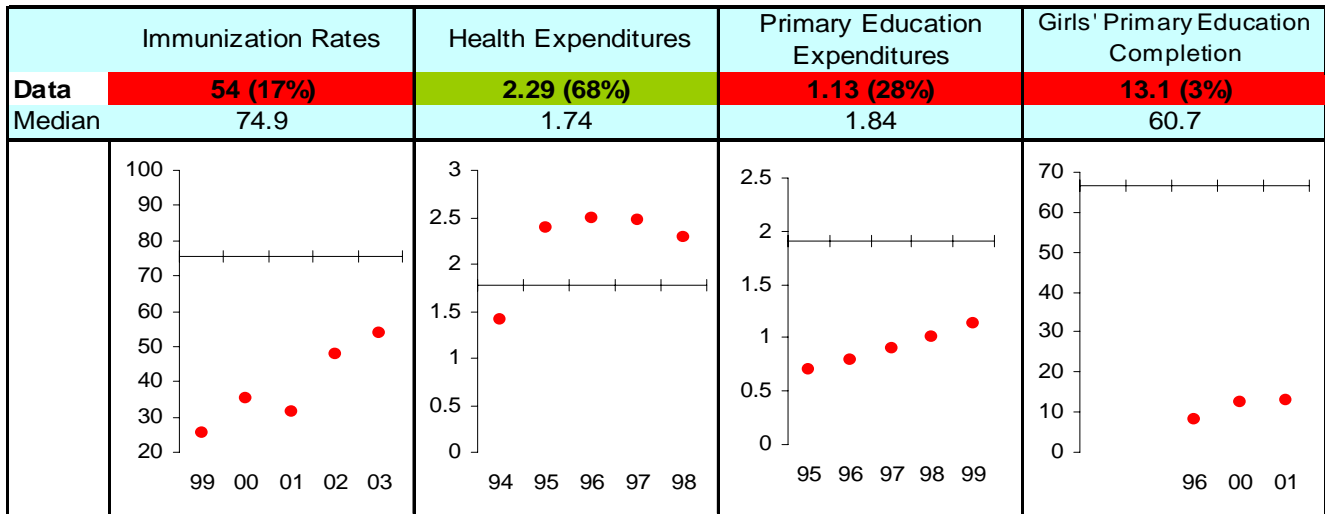
Note: The Board of the MCC will consider performance under these indicators plus qualitative and other materials in choosing countries eligible to submit compact proposals to MCC. The first number is the country's score and percentage in () is their ranking relative to other candidate countries (0% the worst, 50% the median, and 100% the best.) Graphs: higher is better, the horizontal-axis has been drawn through the median, the red dot is the data point, and the blue vertical bar is the standard error. Indicators highlighted in green are above the median as currently calculated and those in red are below. Medians may change as new data becomes available.

# Chad FY05

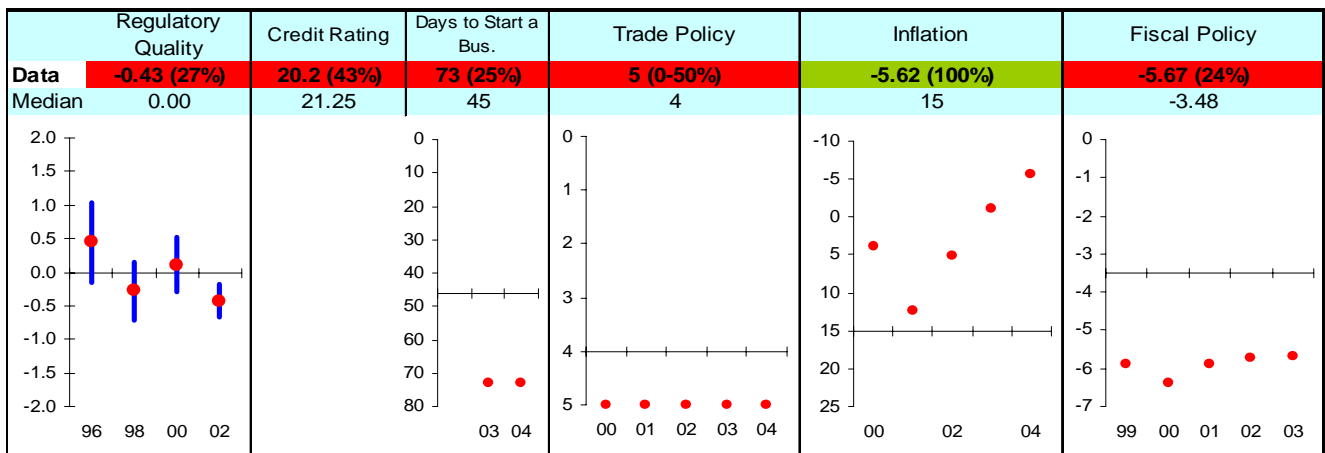
## Ruling Justly



## Investing in People



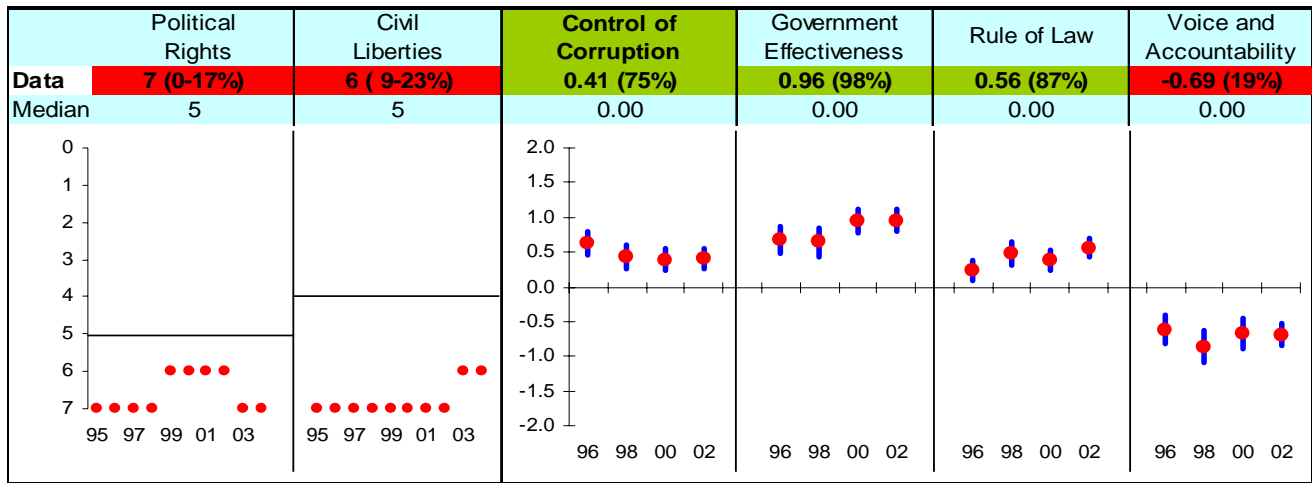
## Economic Freedom



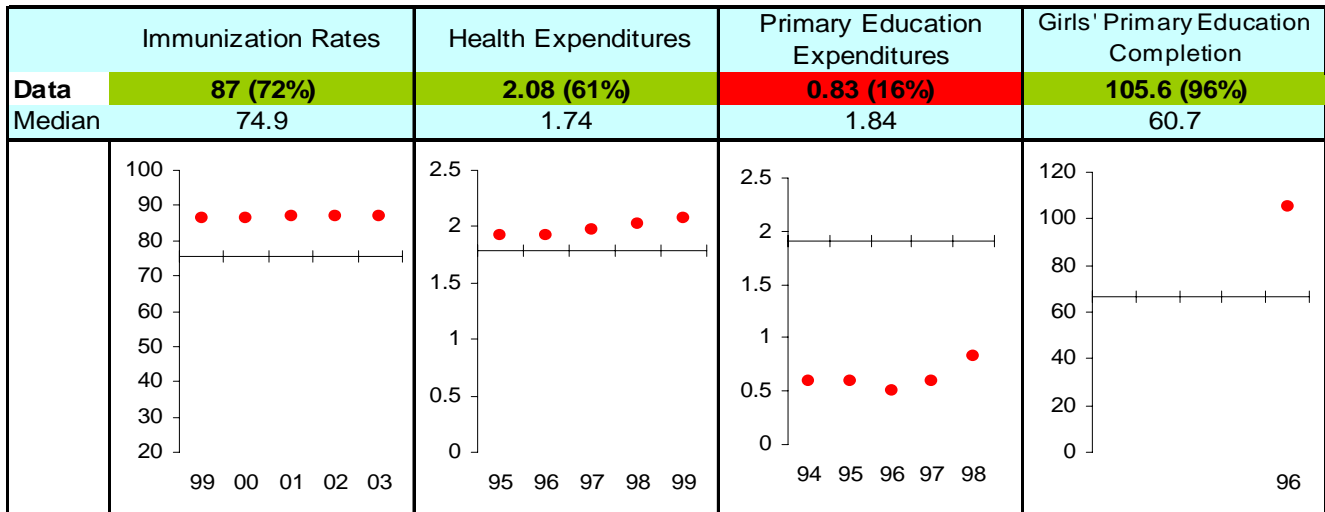
Note: The Board of the MCC will consider performance under these indicators plus qualitative and other materials in choosing countries eligible to submit compact proposals to MCC. The first number is the country's score and percentage in () is their ranking relative to other candidate countries (0% the worst, 50% the median, and 100% the best.) Graphs: higher is better, the horizontal-axis has been drawn through the median, the red dot is the data point, and the blue vertical bar is the standard error. Indicators highlighted in green are above the median as currently calculated and those in red are below. Medians may change as new data becomes available.

# China FY05

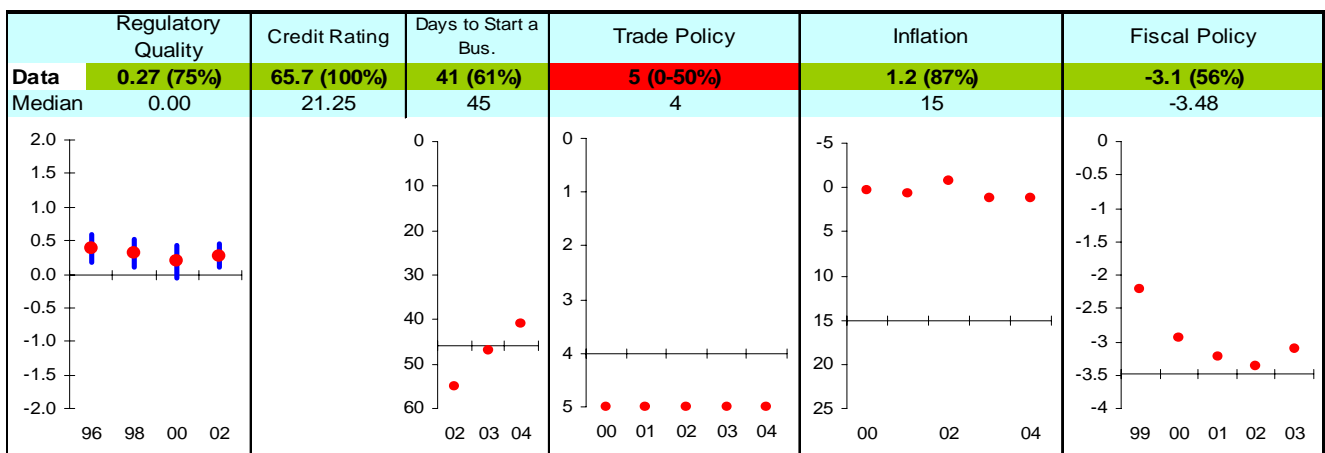
## Ruling Justly



## Investing in People



## Economic Freedom

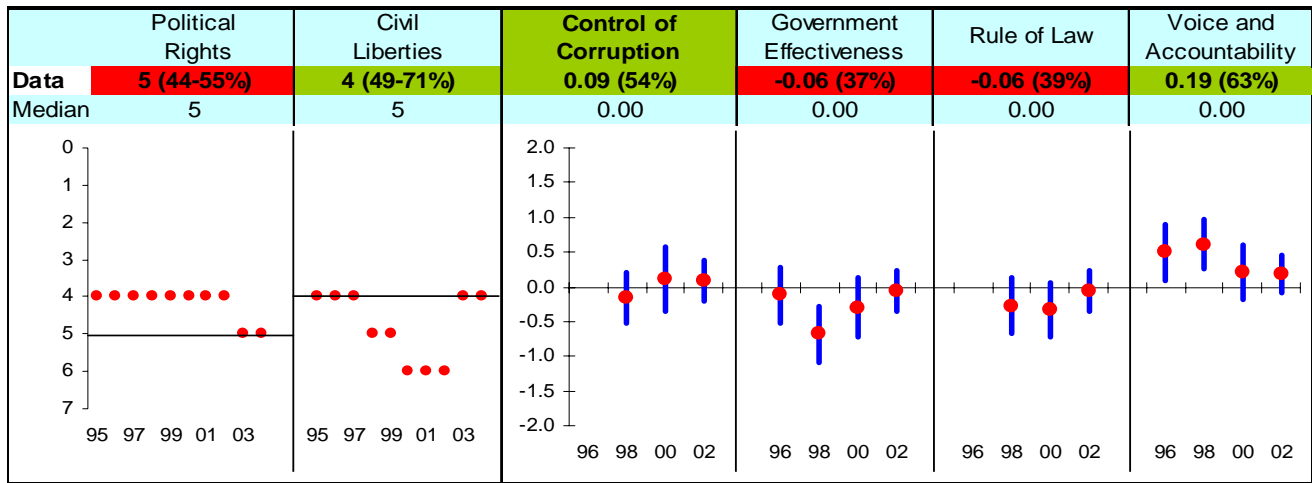


Note: The Board of the MCC will consider performance under these indicators plus qualitative and other materials in choosing countries eligible to submit compact proposals to MCC. The first number is the country's score and percentage in () is their ranking relative to other candidate countries (0% the worst, 50% the median, and 100% the best.) Graphs: higher is better, the horizontal-axis has been drawn through the median, the red dot is the data point, and the blue vertical bar is the standard error. Indicators highlighted in green are above the median as currently calculated and those in red are below. Medians may change as new data becomes available.

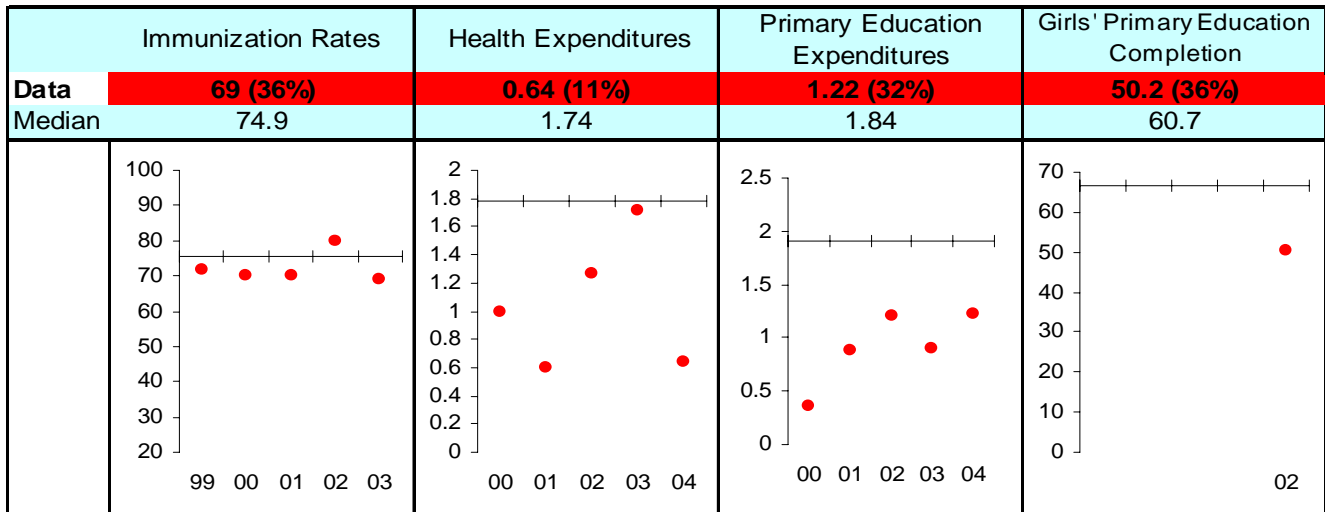


# Comoros FY05

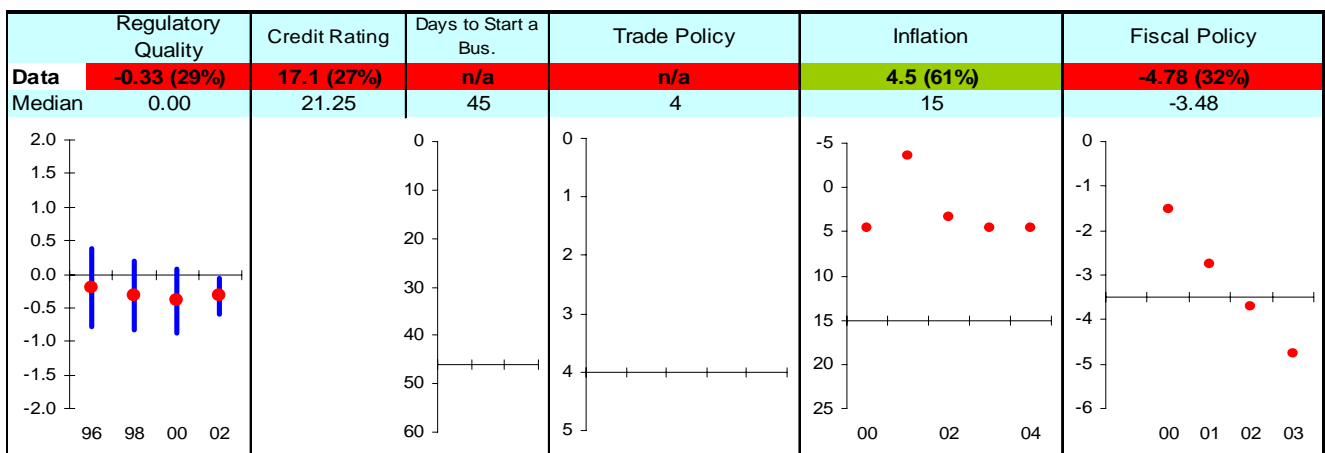
## Ruling Justly



## Investing in People



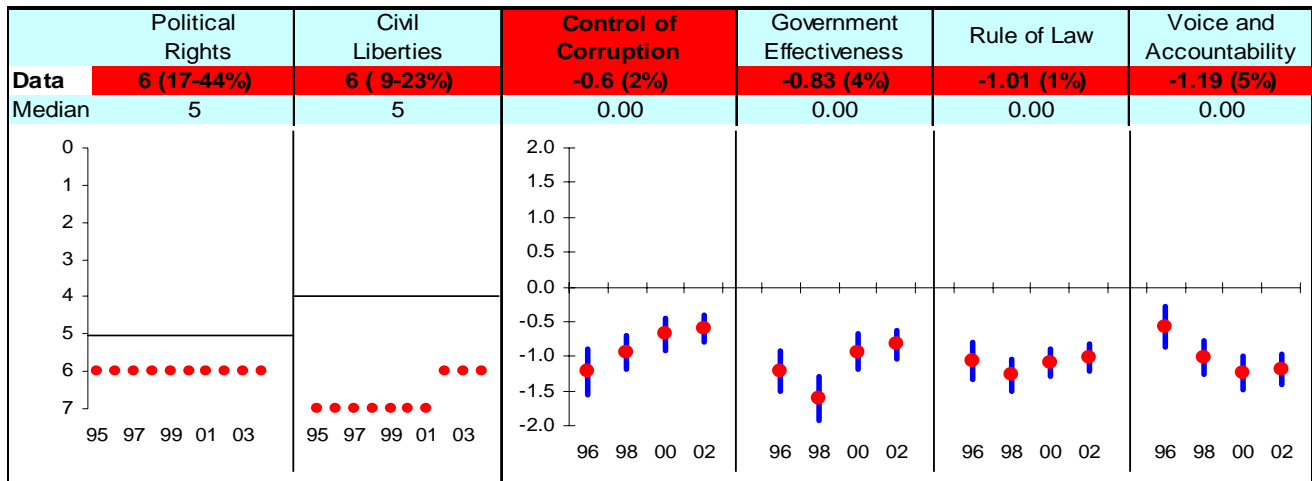
## Economic Freedom



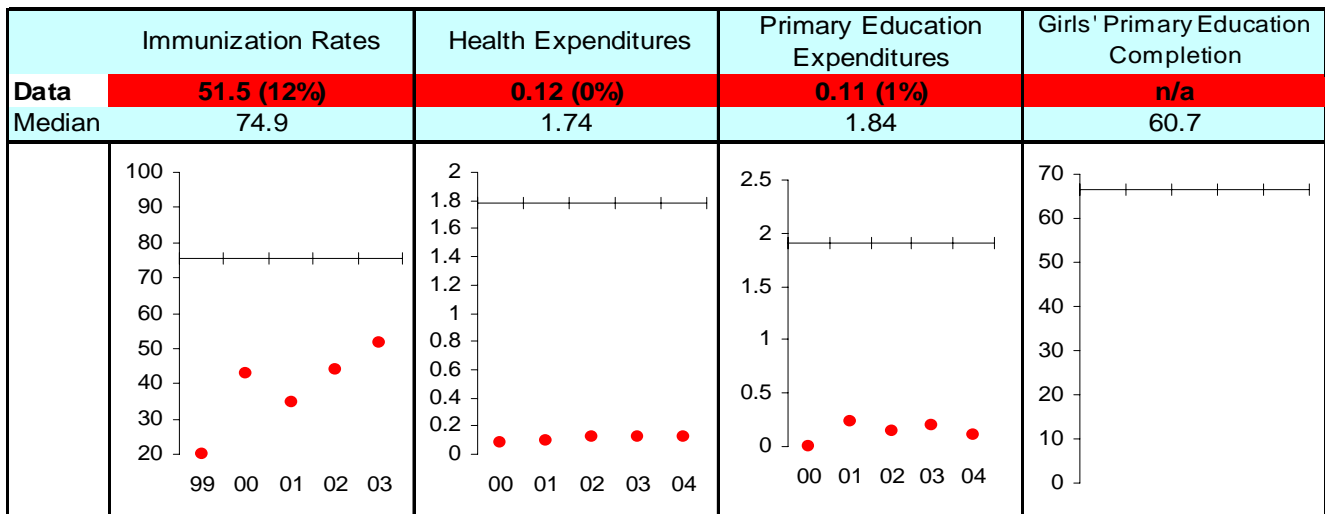
Note: The Board of the MCC will consider performance under these indicators plus qualitative and other materials in choosing countries eligible to submit compact proposals to MCC. The first number is the country's score and percentage in () is their ranking relative to other candidate countries (0% the worst, 50% the median, and 100% the best.) Graphs: higher is better, the horizontal-axis has been drawn through the median, the red dot is the data point, and the blue vertical bar is the standard error. Indicators highlighted in green are above the median as currently calculated and those in red are below. Medians may change as new data becomes available.

# Congo, Dem. Rep. FY05

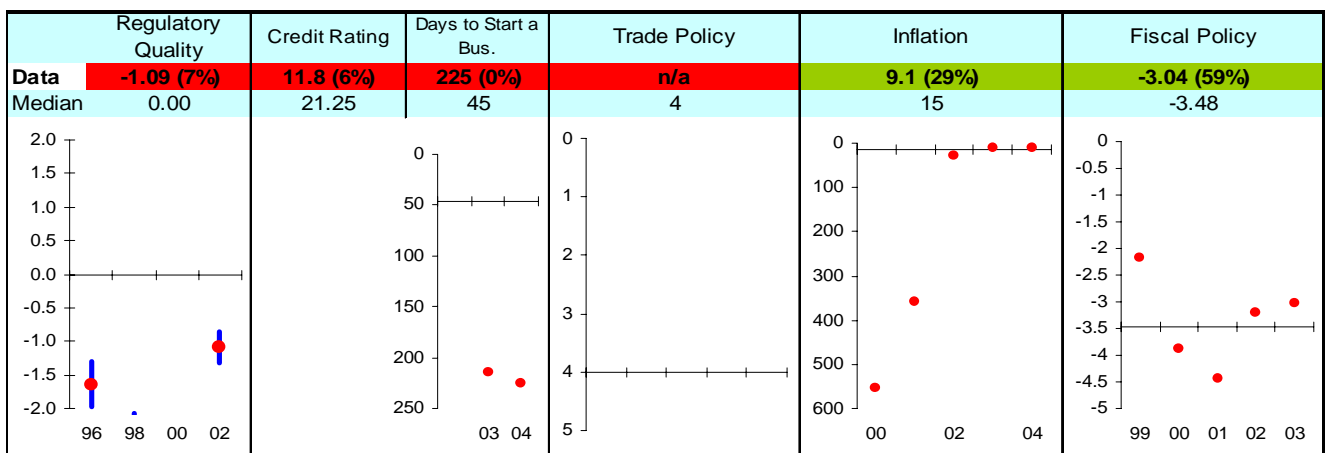
## Ruling Justly



## Investing in People



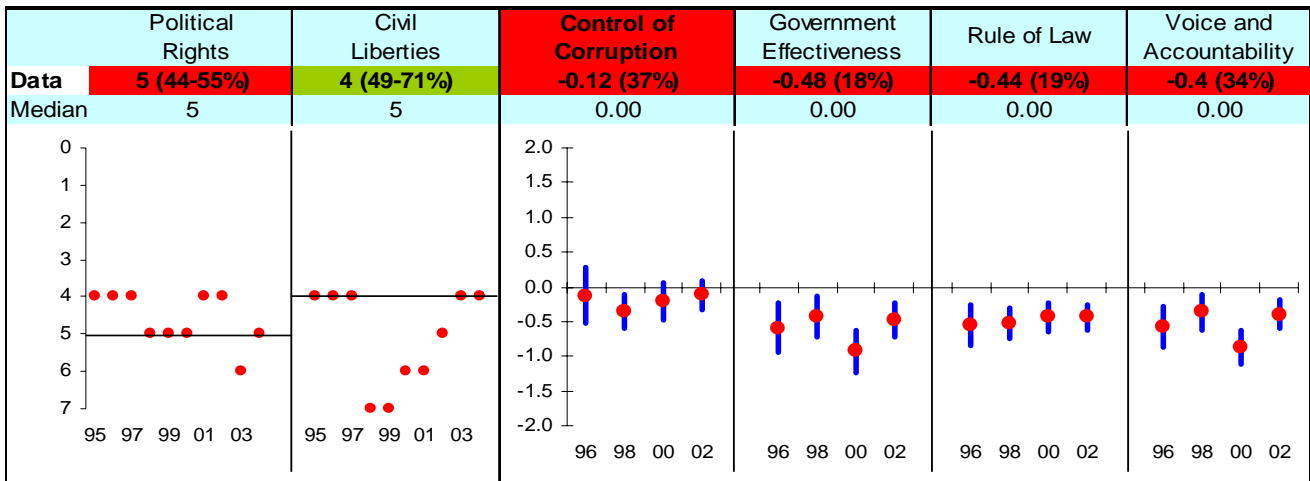
## Economic Freedom



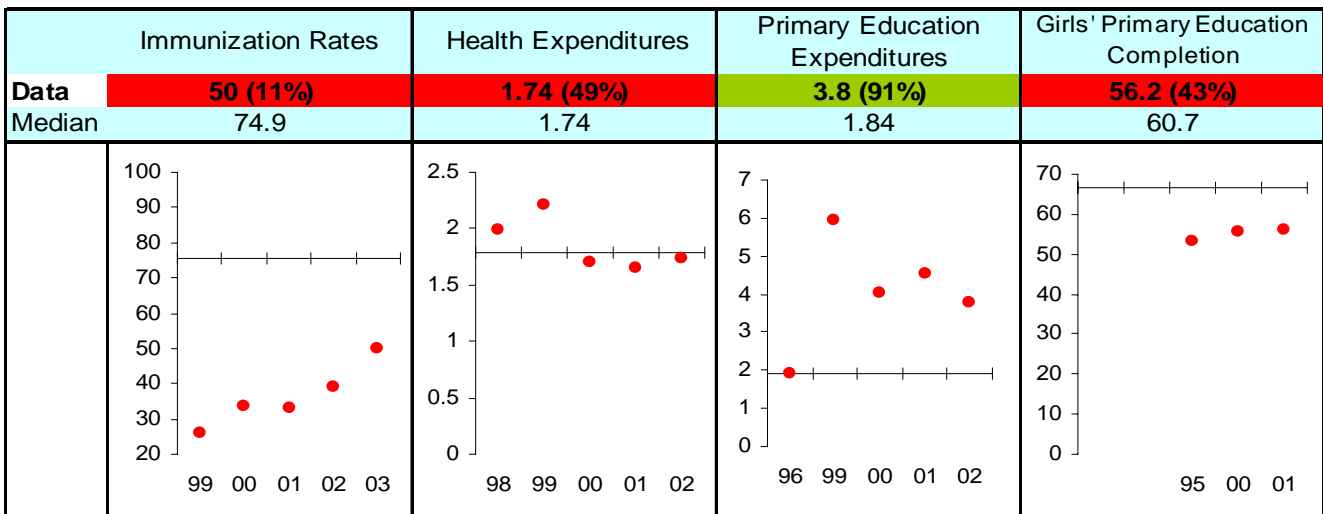
Note: The Board of the MCC will consider performance under these indicators plus qualitative and other materials in choosing countries eligible to submit compact proposals to MCC. The first number is the country's score and percentage in () is their ranking relative to other candidate countries (0% the worst, 50% the median, and 100% the best.) Graphs: higher is better, the horizontal-axis has been drawn through the median, the red dot is the data point, and the blue vertical bar is the standard error. Indicators highlighted in green are above the median as currently calculated and those in red are below. Medians may change as new data becomes available.

# Congo, Rep. FY05

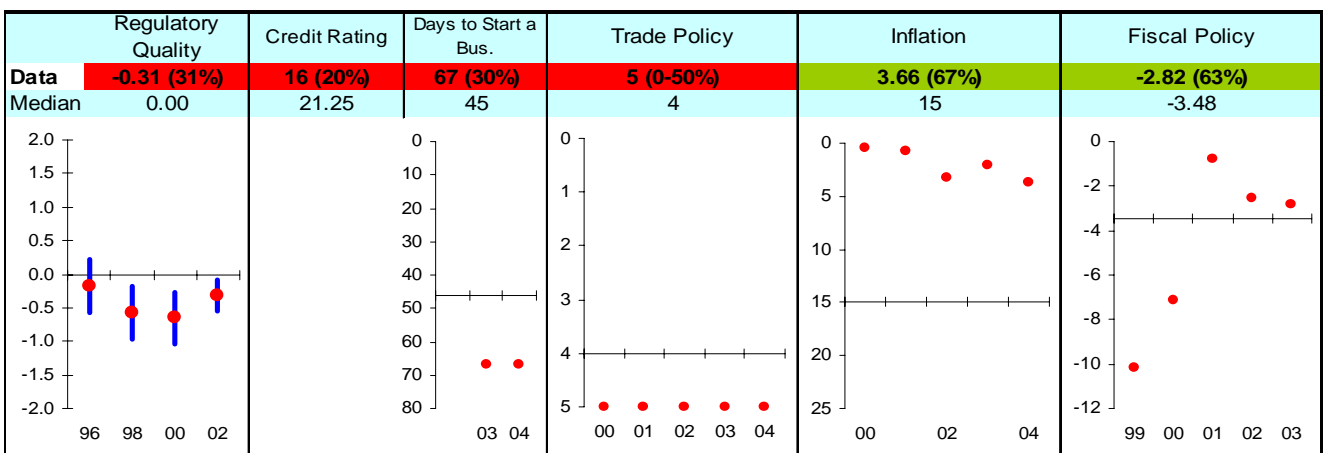
## Ruling Justly



## Investing in People



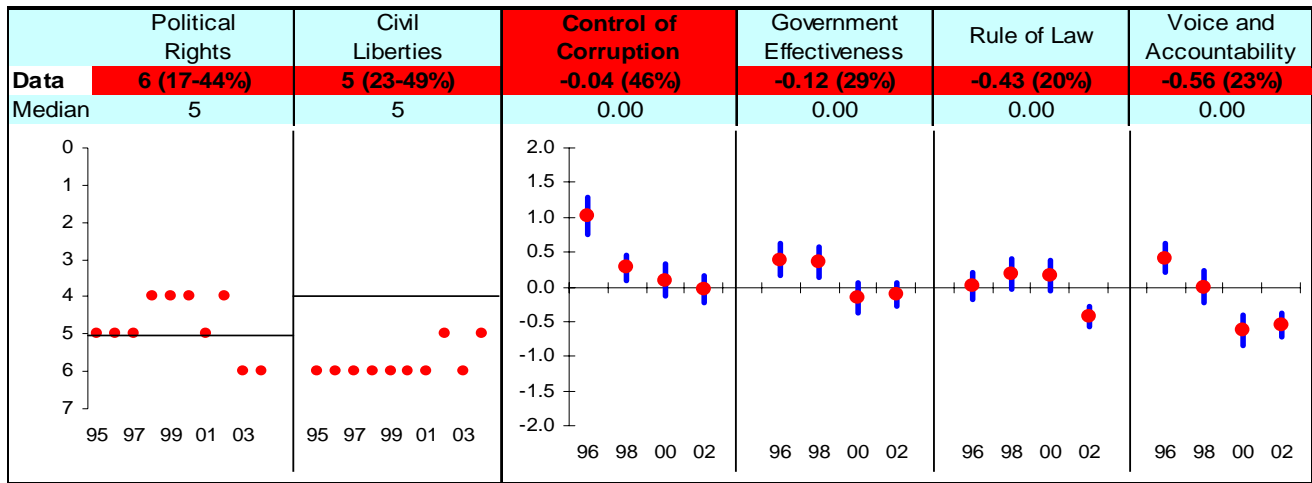
## Economic Freedom



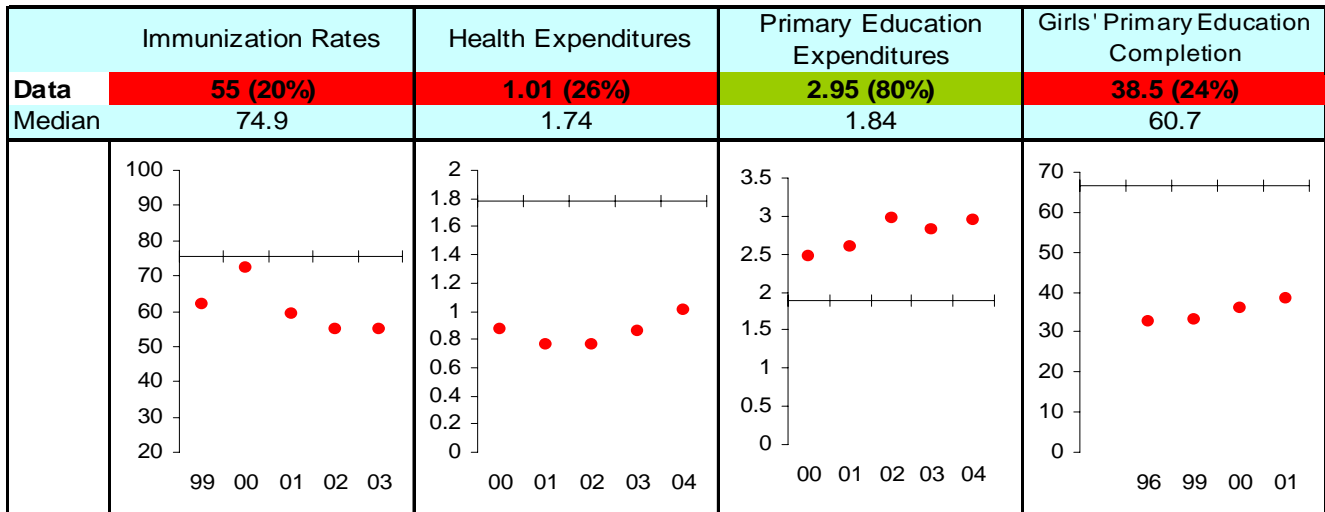
Note: The Board of the MCC will consider performance under these indicators plus qualitative and other materials in choosing countries eligible to submit compact proposals to MCC. The first number is the country's score and percentage in () is their ranking relative to other candidate countries (0% the worst, 50% the median, and 100% the best.) Graphs: higher is better, the horizontal-axis has been drawn through the median, the red dot is the data point, and the blue vertical bar is the standard error. Indicators highlighted in green are above the median as currently calculated and those in red are below. Medians may change as new data becomes available.

# Cote d'Ivoire FY05

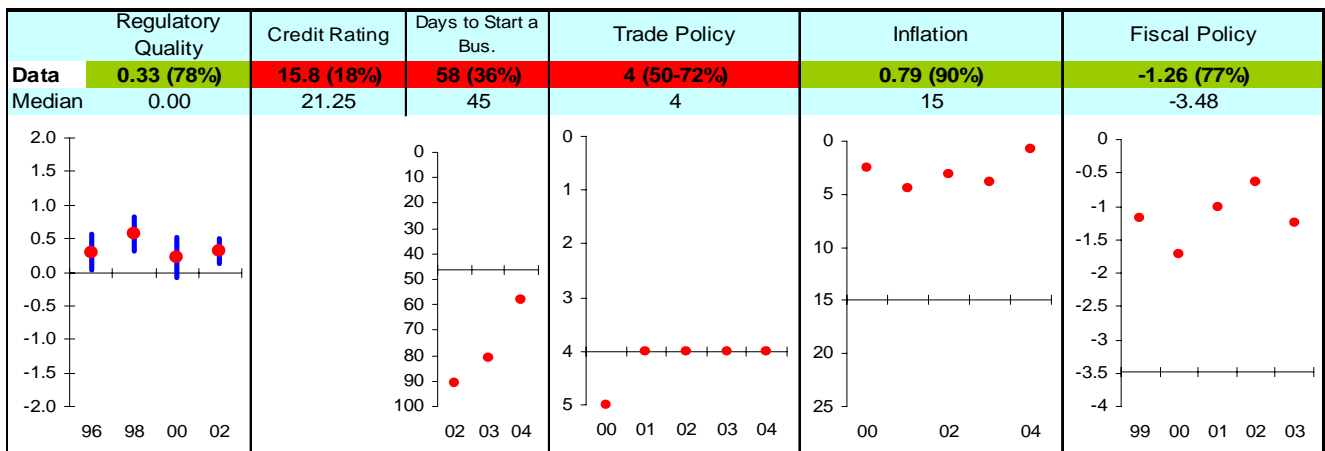
## Ruling Justly



## Investing in People



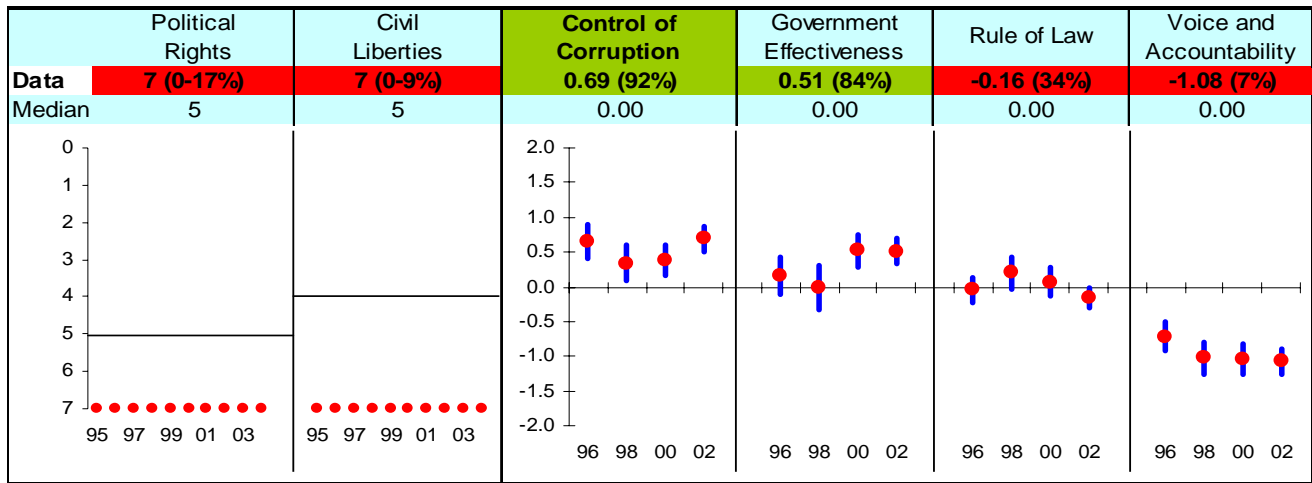
## Economic Freedom



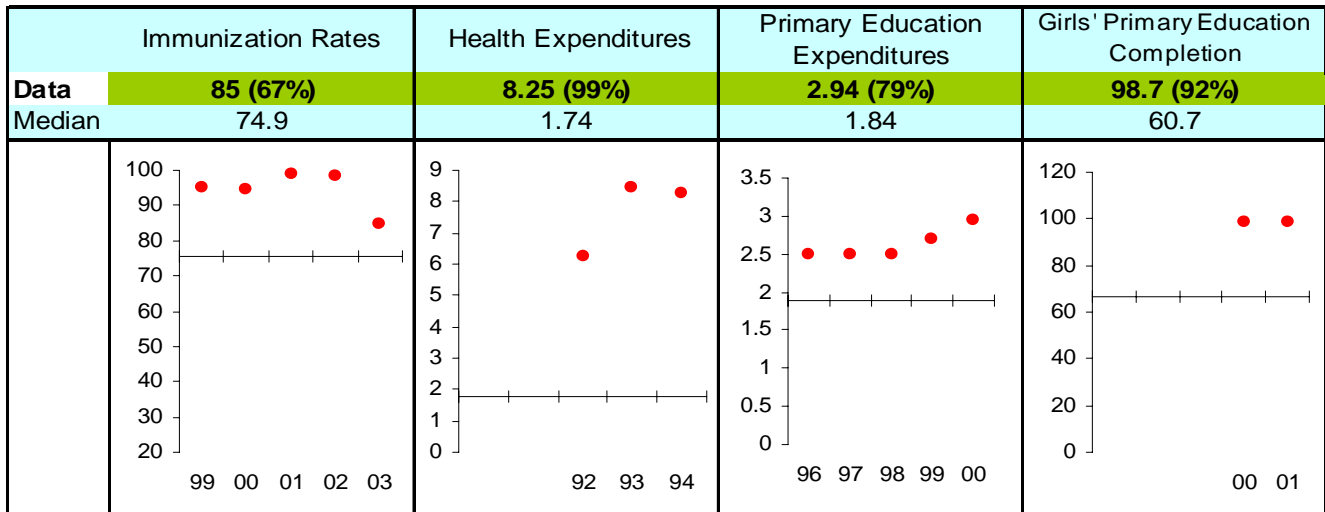
Note: The Board of the MCC will consider performance under these indicators plus qualitative and other materials in choosing countries eligible to submit compact proposals to MCC. The first number is the country's score and percentage in () is their ranking relative to other candidate countries (0% the worst, 50% the median, and 100% the best.) Graphs: higher is better, the horizontal-axis has been drawn through the median, the red dot is the data point, and the blue vertical bar is the standard error. Indicators highlighted in green are above the median as currently calculated and those in red are below. Medians may change as new data becomes available.

# Cuba FY05

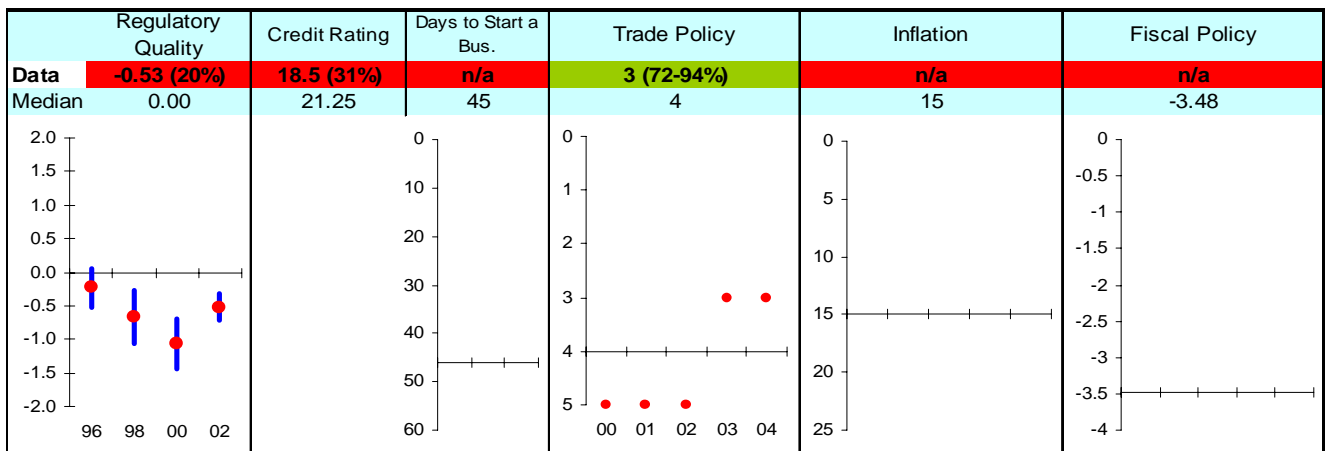
## Ruling Justly



## Investing in People



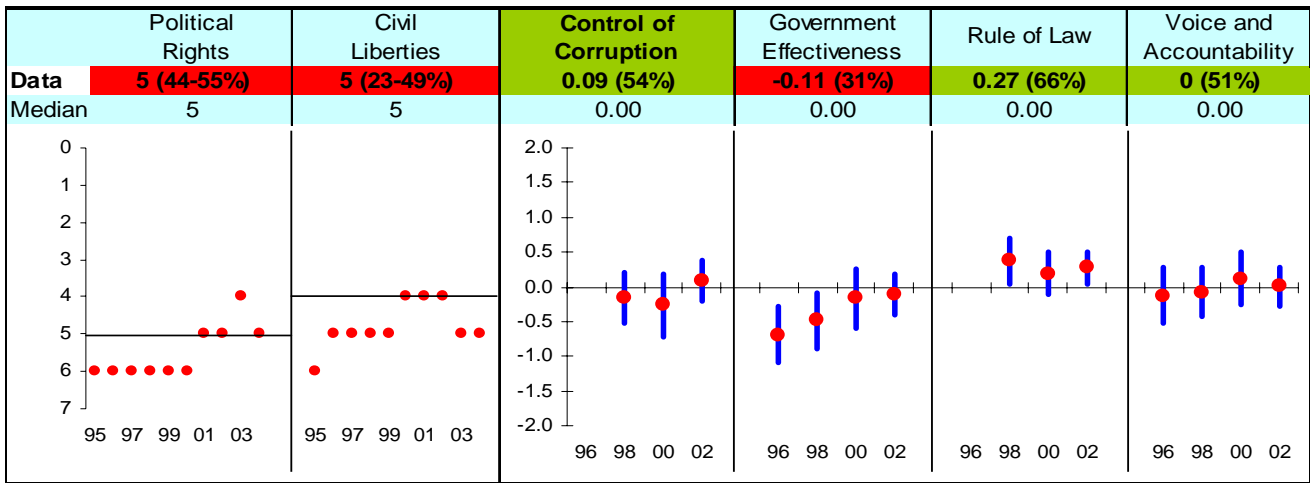
## Economic Freedom



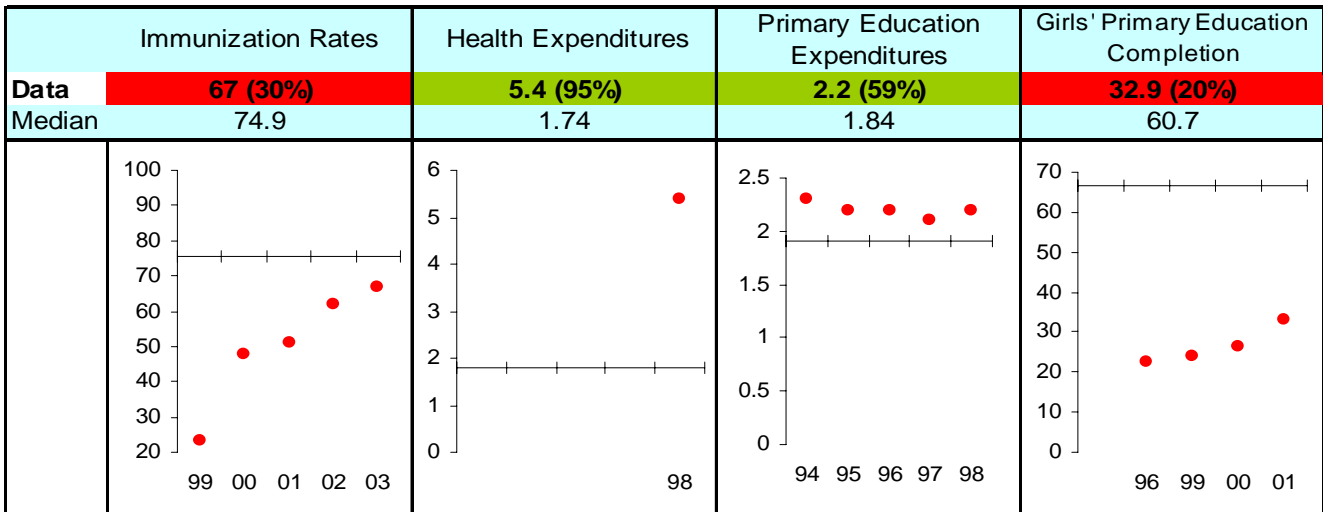
Note: The Board of the MCC will consider performance under these indicators plus qualitative and other materials in choosing countries eligible to submit compact proposals to MCC. The first number is the country's score and percentage in () is their ranking relative to other candidate countries (0% the worst, 50% the median, and 100% the best.) Graphs: higher is better, the horizontal-axis has been drawn through the median, the red dot is the data point, and the blue vertical bar is the standard error. Indicators highlighted in green are above the median as currently calculated and those in red are below. Medians may change as new data becomes available.

# Djibouti FY05

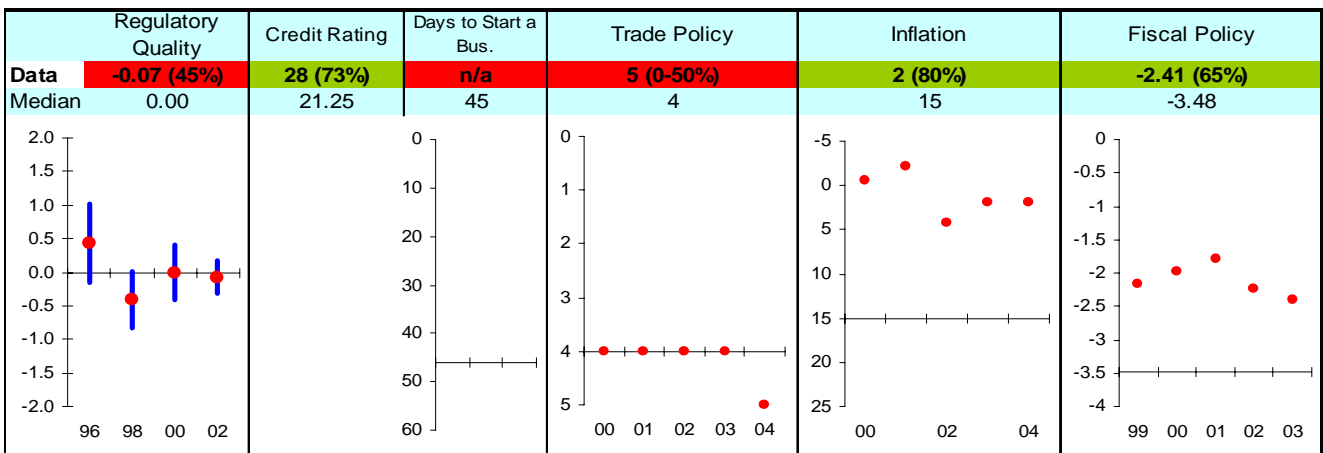
## Ruling Justly



## Investing in People



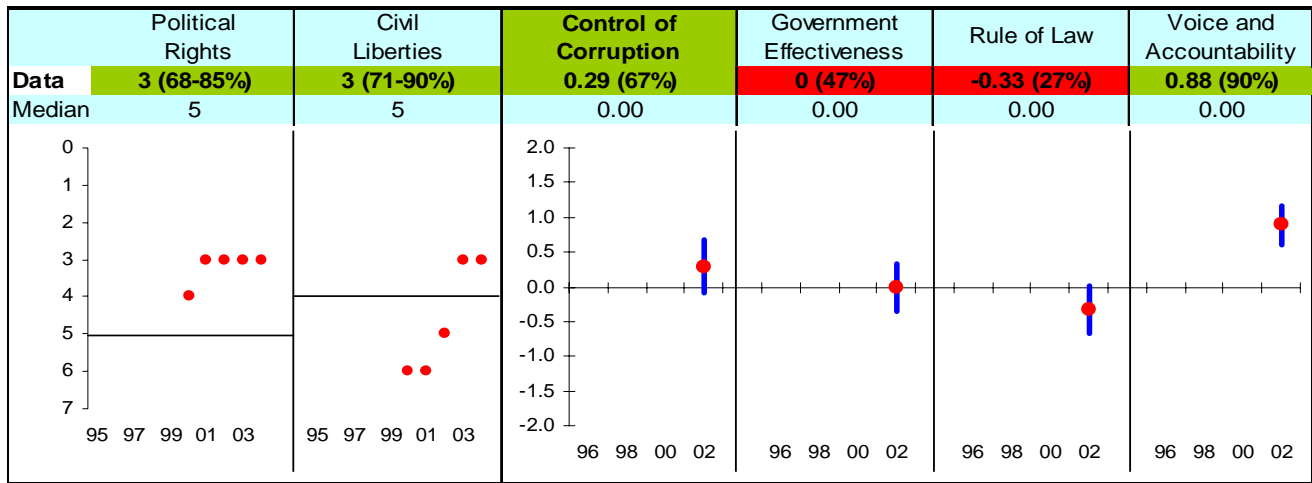
## Economic Freedom



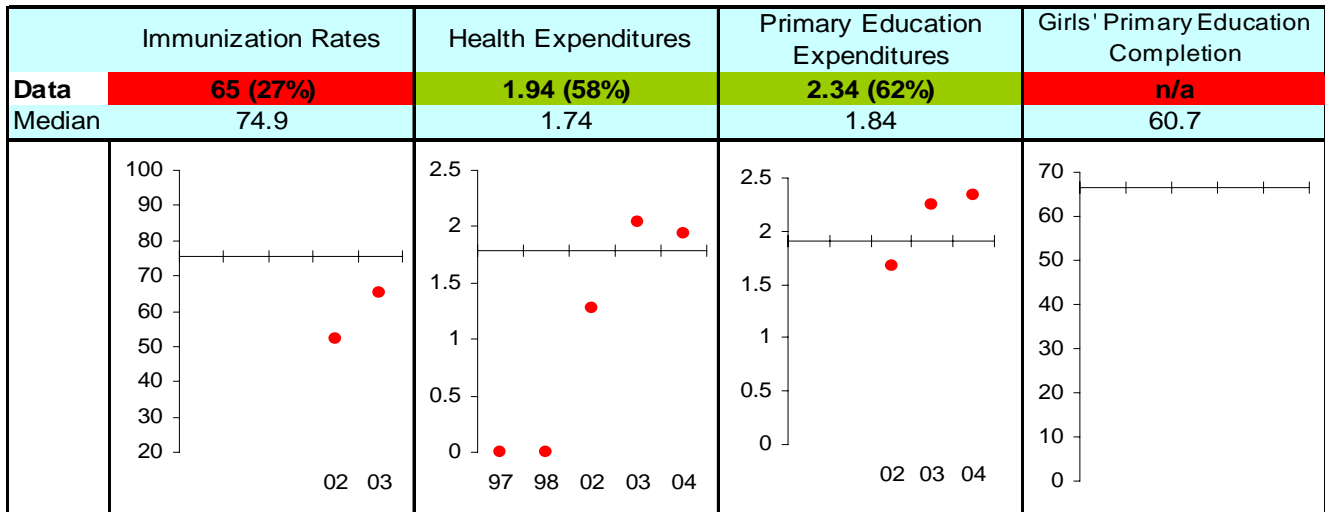
Note: The Board of the MCC will consider performance under these indicators plus qualitative and other materials in choosing countries eligible to submit compact proposals to MCC. The first number is the country's score and percentage in () is their ranking relative to other candidate countries (0% the worst, 50% the median, and 100% the best.) Graphs: higher is better, the horizontal-axis has been drawn through the median, the red dot is the data point, and the blue vertical bar is the standard error. Indicators highlighted in green are above the median as currently calculated and those in red are below. Medians may change as new data becomes available.

# East Timor FY05

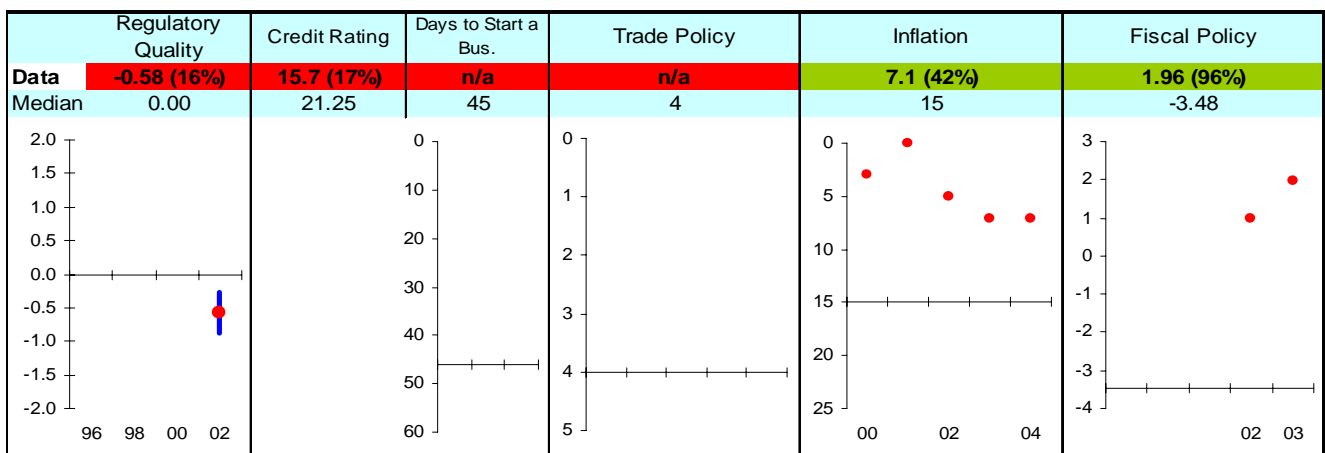
## Ruling Justly



## Investing in People



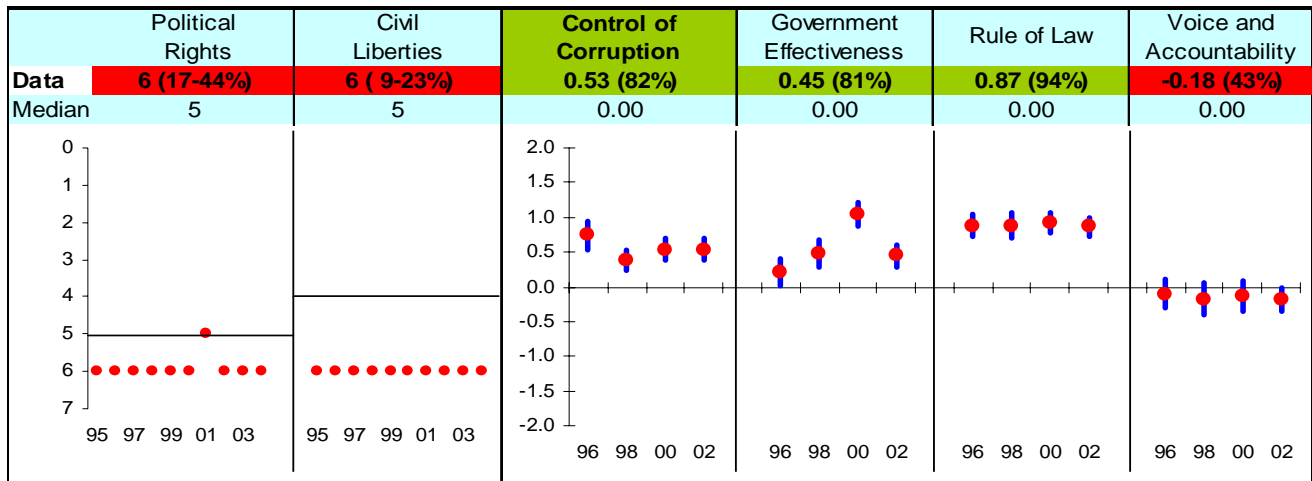
## Economic Freedom



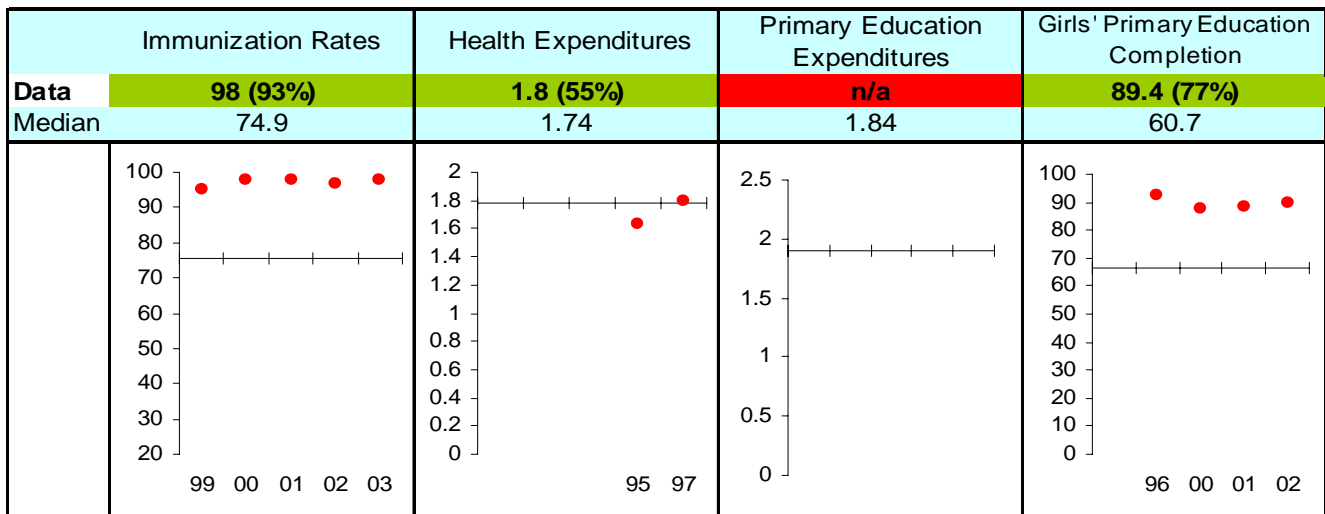
Note: The Board of the MCC will consider performance under these indicators plus qualitative and other materials in choosing countries eligible to submit compact proposals to MCC. The first number is the country's score and percentage in () is their ranking relative to other candidate countries (0% the worst, 50% the median, and 100% the best.) Graphs: higher is better, the horizontal-axis has been drawn through the median, the red dot is the data point, and the blue vertical bar is the standard error. Indicators highlighted in green are above the median as currently calculated and those in red are below. Medians may change as new data becomes available.

# Egypt, Arab Rep. FY05

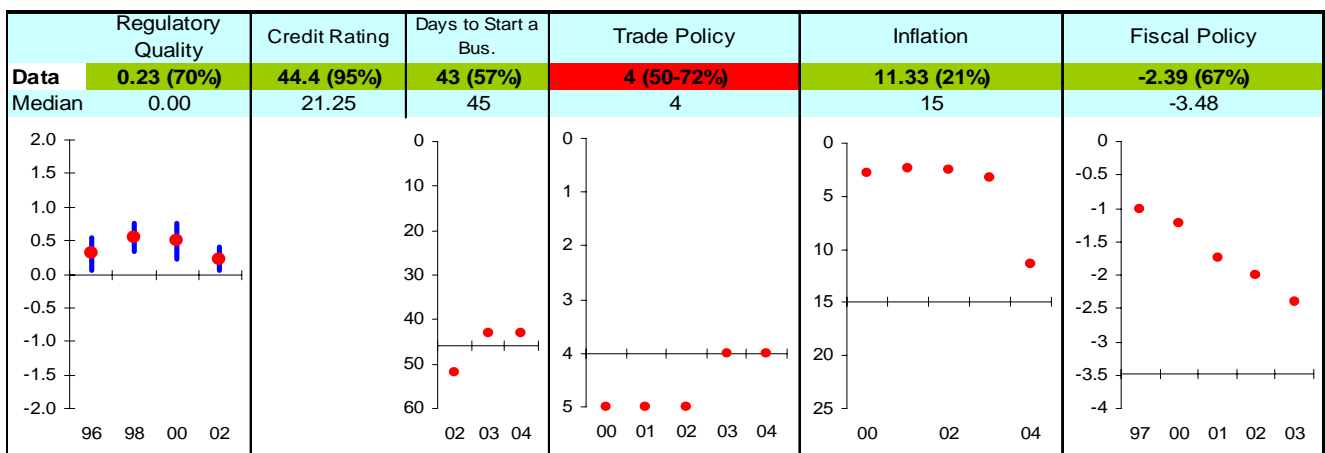
## Ruling Justly



## Investing in People



## Economic Freedom

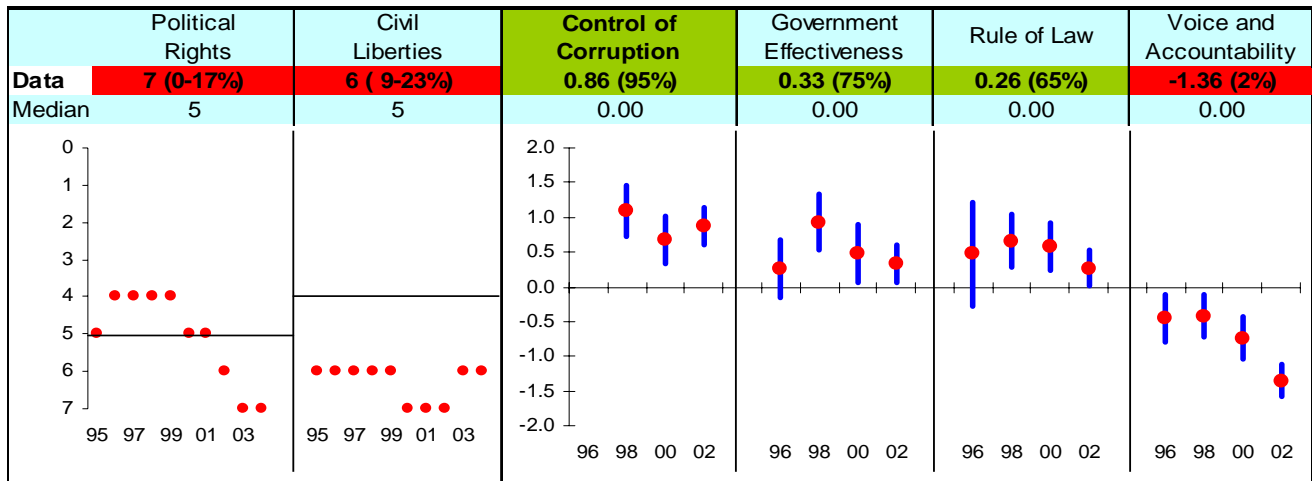


Note: The Board of the MCC will consider performance under these indicators plus qualitative and other materials in choosing countries eligible to submit compact proposals to MCC. The first number is the country's score and percentage in () is their ranking relative to other candidate countries (0% the worst, 50% the median, and 100% the best.) Graphs: higher is better, the horizontal-axis has been drawn through the median, the red dot is the data point, and the blue vertical bar is the standard error. Indicators highlighted in green are above the median as currently calculated and those in red are below. Medians may change as new data becomes available.

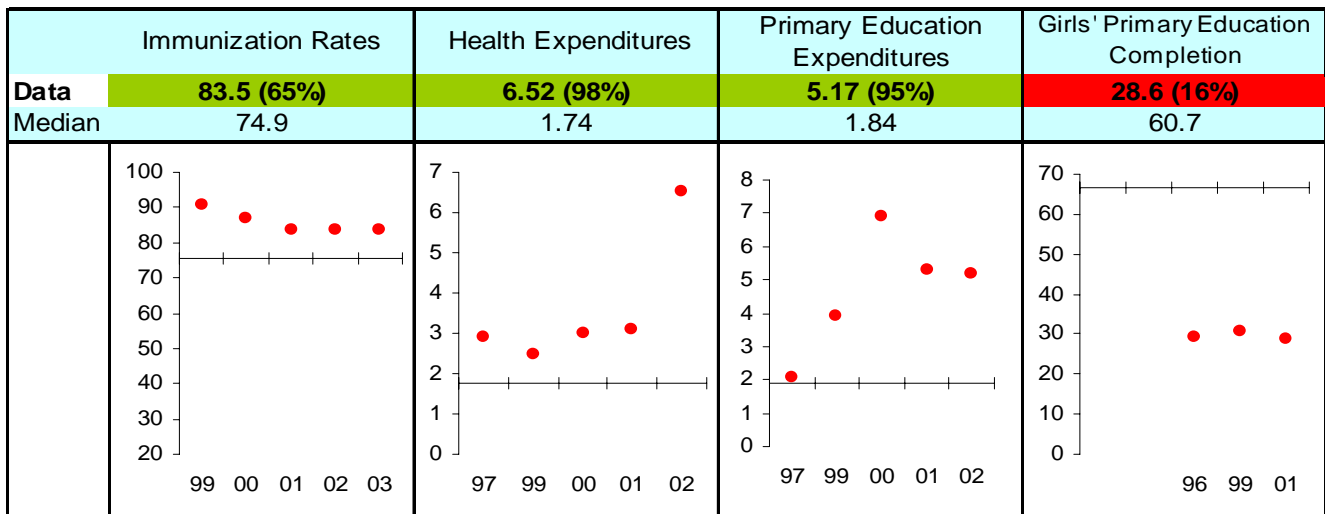


# Eritrea FY05

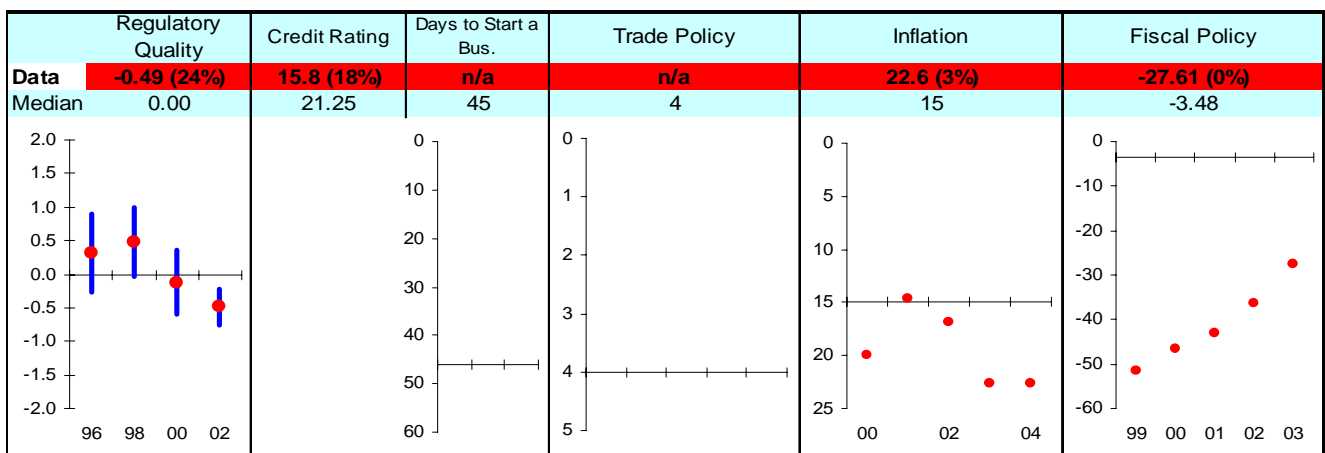
## Ruling Justly



## Investing in People



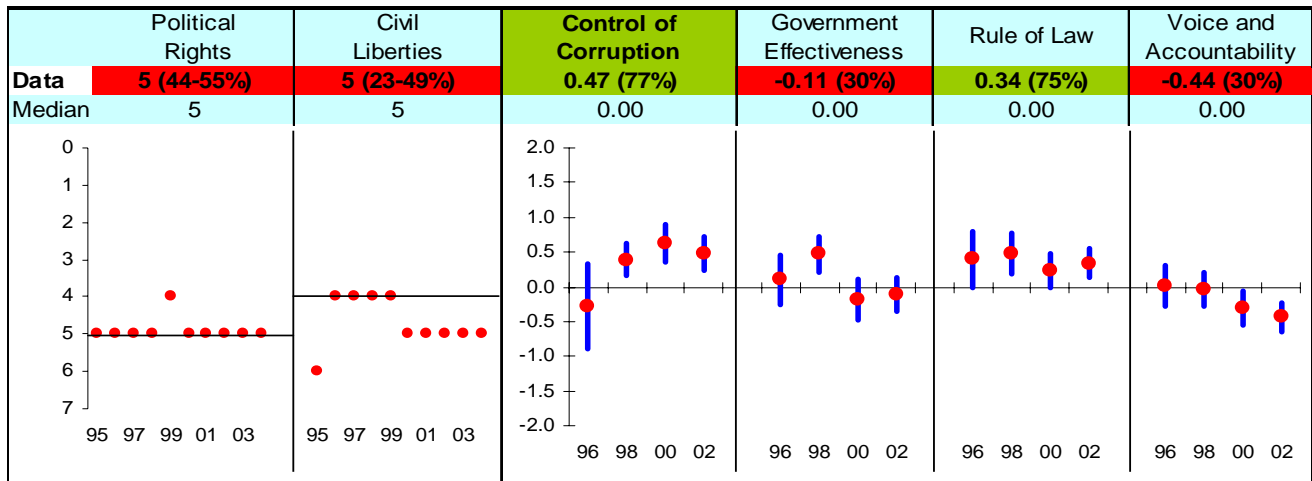
## Economic Freedom



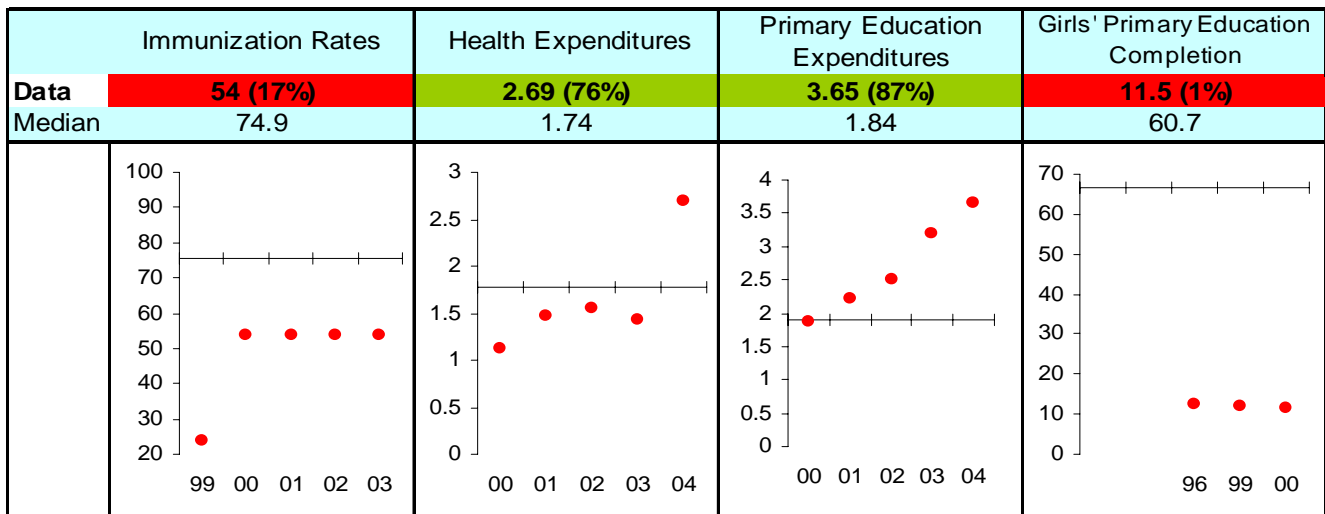
Note: The Board of the MCC will consider performance under these indicators plus qualitative and other materials in choosing countries eligible to submit compact proposals to MCC. The first number is the country's score and percentage in () is their ranking relative to other candidate countries (0% the worst, 50% the median, and 100% the best.) Graphs: higher is better, the horizontal-axis has been drawn through the median, the red dot is the data point, and the blue vertical bar is the standard error. Indicators highlighted in green are above the median as currently calculated and those in red are below. Medians may change as new data becomes available.

# Ethiopia FY05

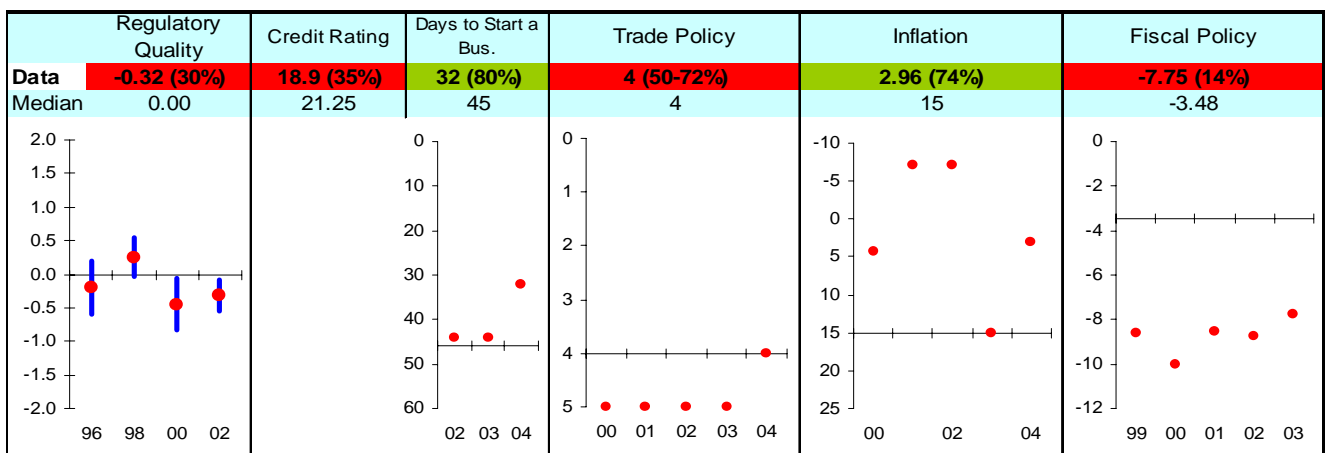
## Ruling Justly



## Investing in People



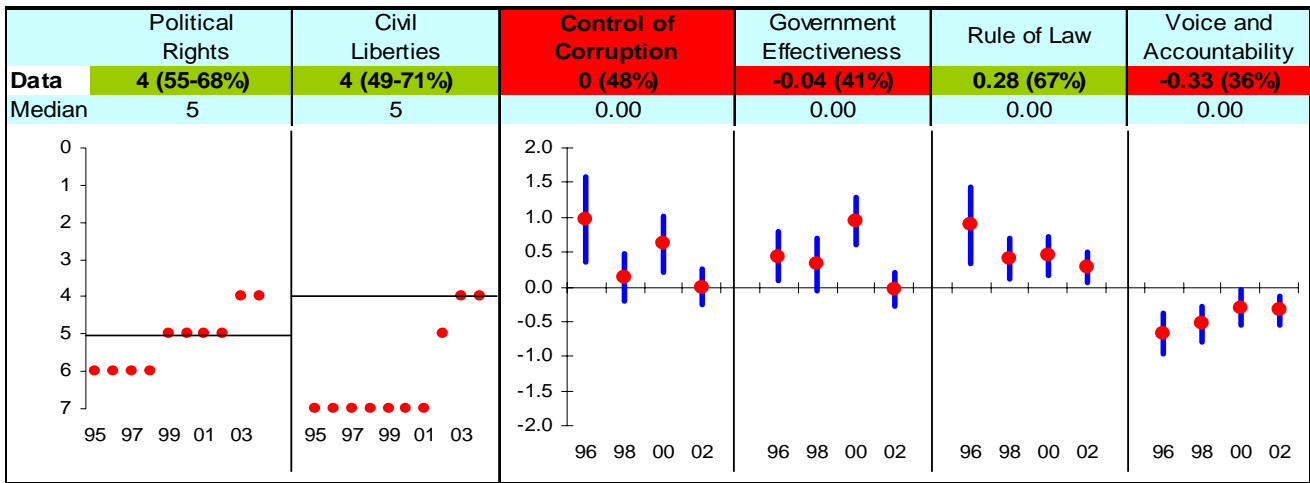
## Economic Freedom



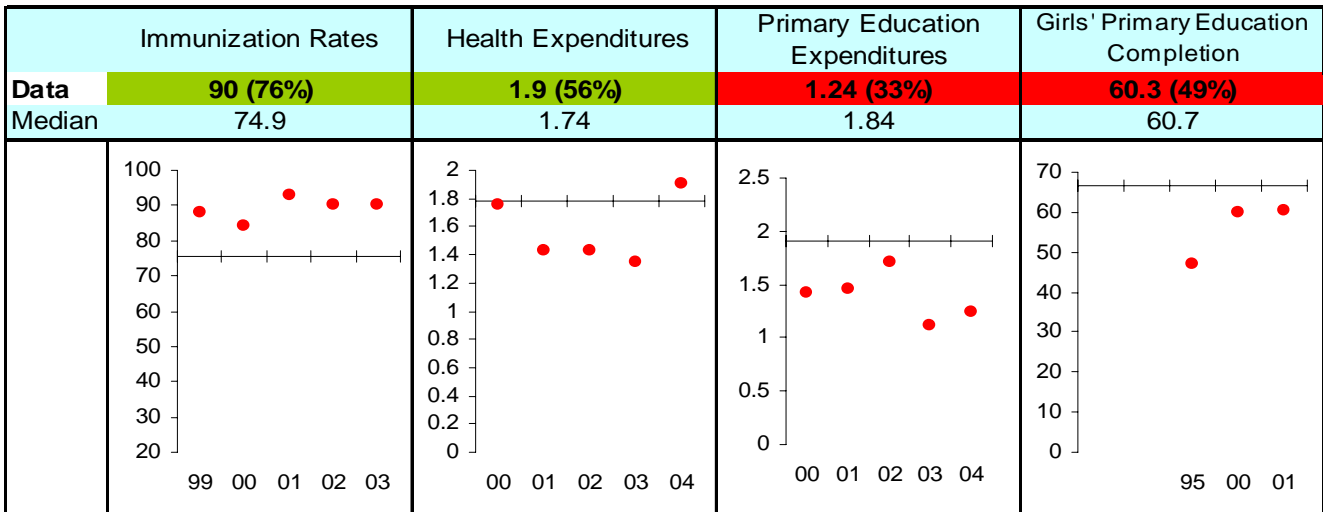
Note: The Board of the MCC will consider performance under these indicators plus qualitative and other materials in choosing countries eligible to submit compact proposals to MCC. The first number is the country's score and percentage in () is their ranking relative to other candidate countries (0% the worst, 50% the median, and 100% the best.) Graphs: higher is better, the horizontal-axis has been drawn through the median, the red dot is the data point, and the blue vertical bar is the standard error. Indicators highlighted in green are above the median as currently calculated and those in red are below. Medians may change as new data becomes available.

# Gambia FY05

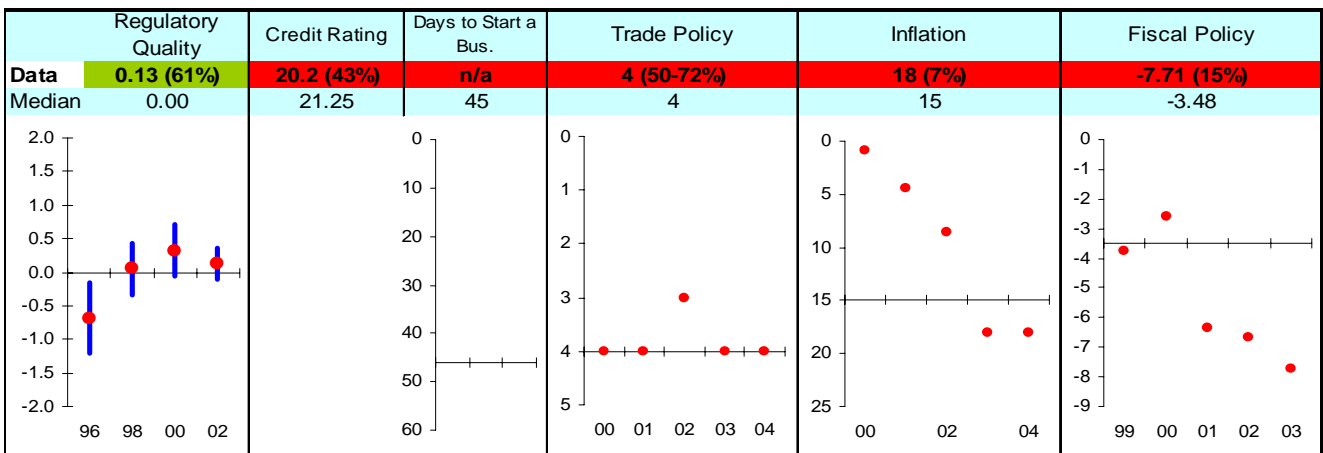
## Ruling Justly



## Investing in People



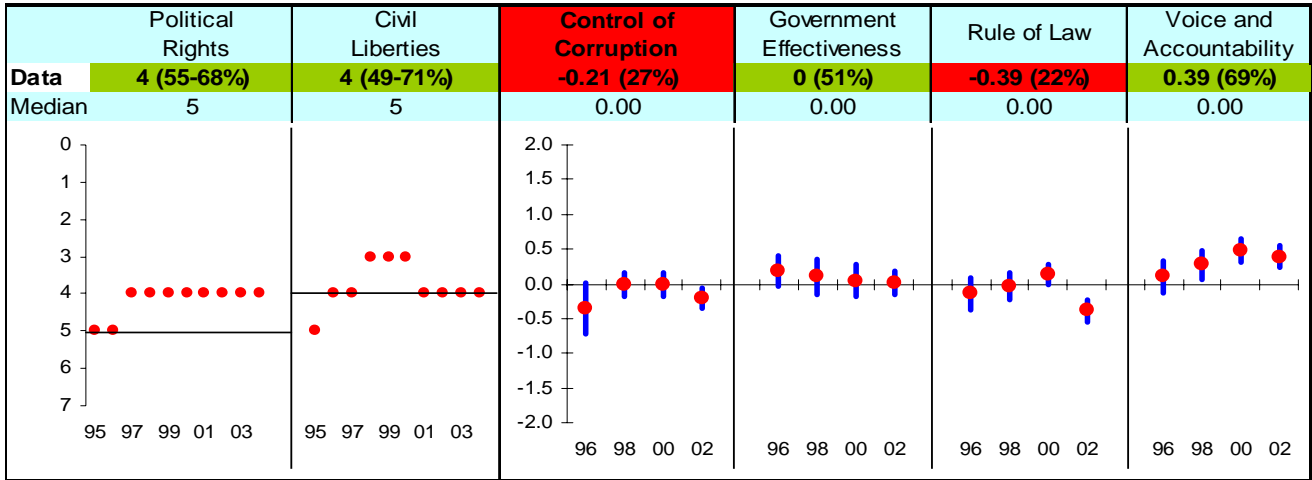
## Economic Freedom



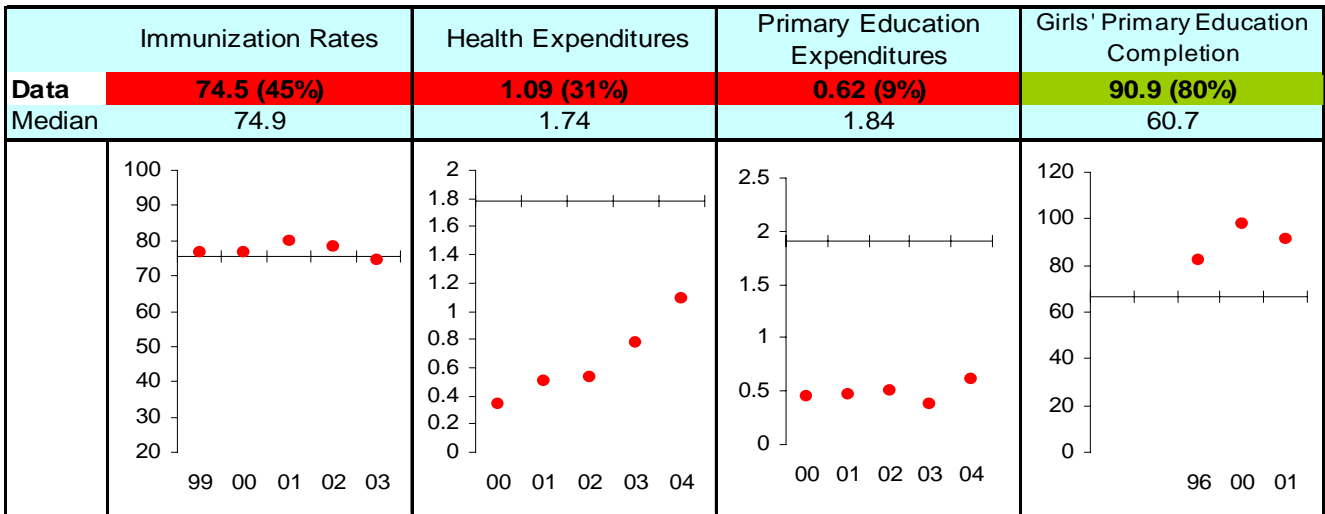
Note: The Board of the MCC will consider performance under these indicators plus qualitative and other materials in choosing countries eligible to submit compact proposals to MCC. The first number is the country's score and percentage in () is their ranking relative to other candidate countries (0% the worst, 50% the median, and 100% the best.) Graphs: higher is better, the horizontal-axis has been drawn through the median, the red dot is the data point, and the blue vertical bar is the standard error. Indicators highlighted in green are above the median as currently calculated and those in red are below. Medians may change as new data becomes available.

# Georgia FY05

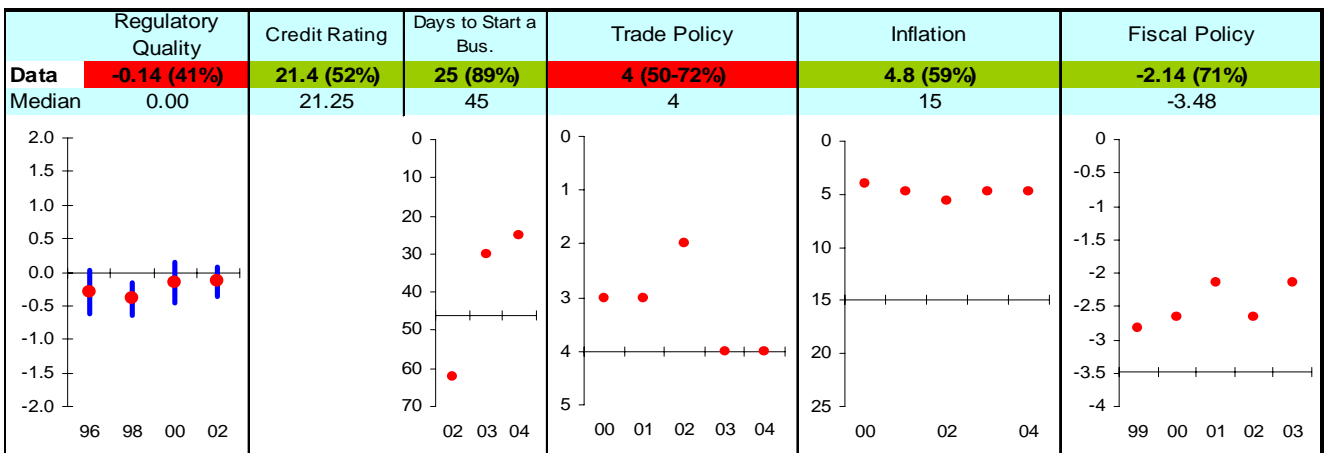
## Ruling Justly



## Investing in People



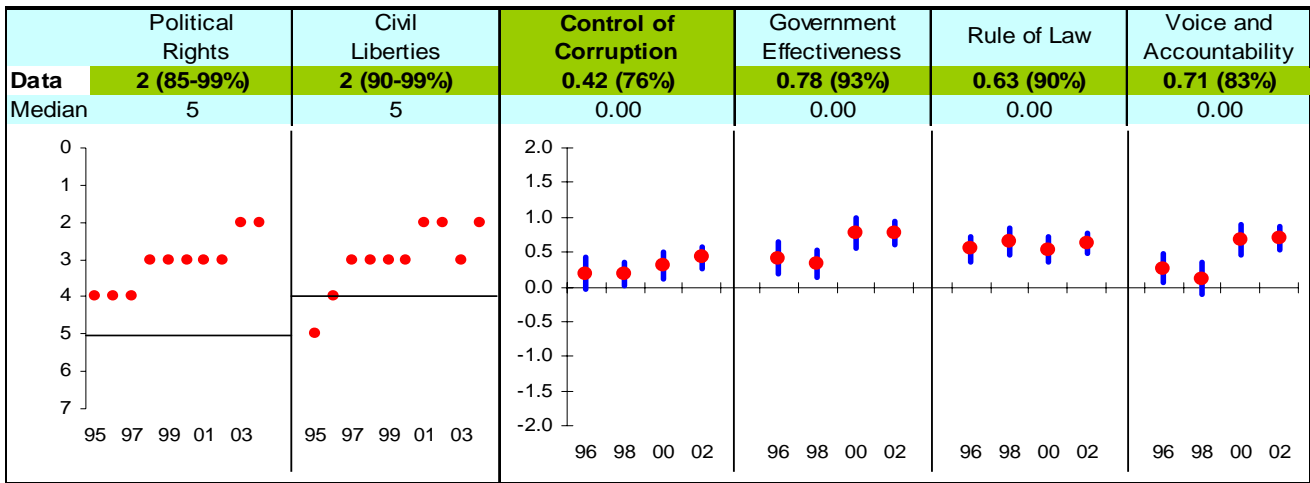
## Economic Freedom



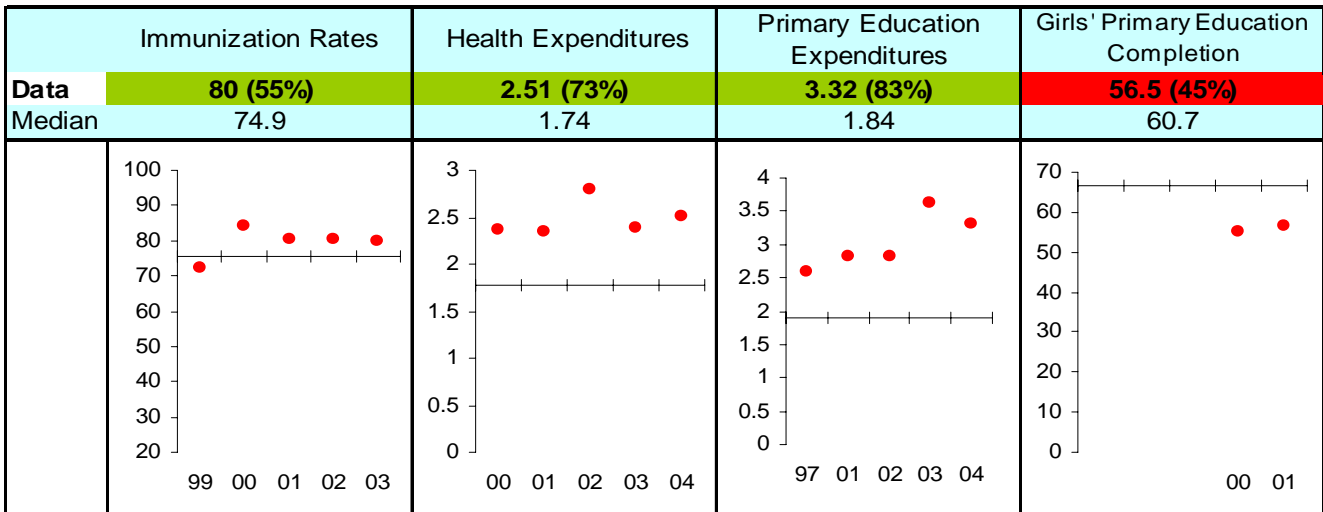
Note: The Board of the MCC will consider performance under these indicators plus qualitative and other materials in choosing countries eligible to submit compact proposals to MCC. The first number is the country's score and percentage in () is their ranking relative to other candidate countries (0% the worst, 50% the median, and 100% the best.) Graphs: higher is better, the horizontal-axis has been drawn through the median, the red dot is the data point, and the blue vertical bar is the standard error. Indicators highlighted in green are above the median as currently calculated and those in red are below. Medians may change as new data becomes available.

# Ghana FY05

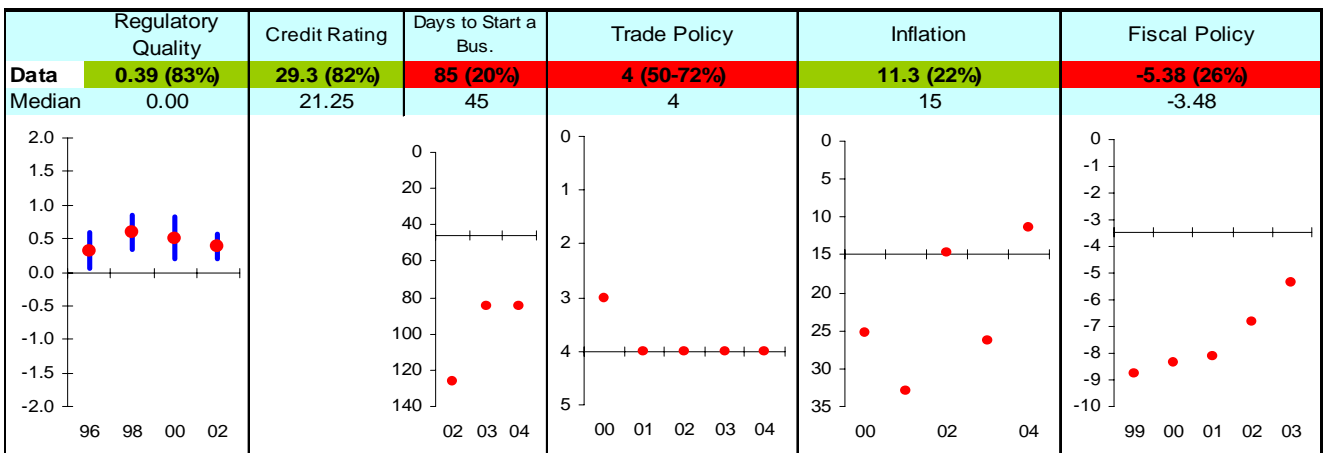
## Ruling Justly



## Investing in People



## Economic Freedom

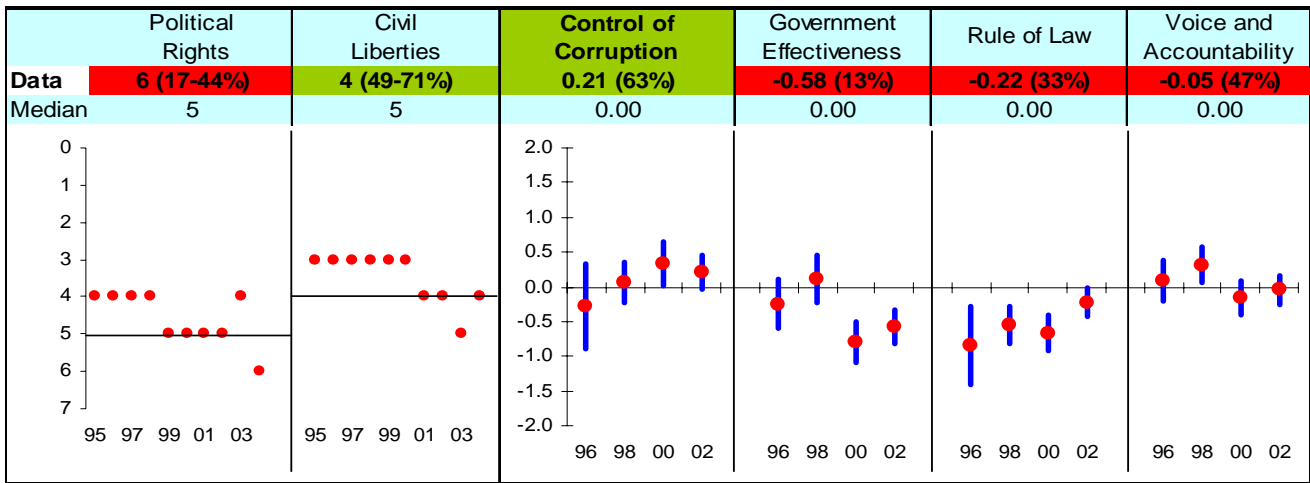


Note: The Board of the MCC will consider performance under these indicators plus qualitative and other materials in choosing countries eligible to submit compact proposals to MCC. The first number is the country's score and percentage in () is their ranking relative to other candidate countries (0% the worst, 50% the median, and 100% the best.) Graphs: higher is better, the horizontal-axis has been drawn through the median, the red dot is the data point, and the blue vertical bar is the standard error. Indicators highlighted in green are above the median as currently calculated and those in red are below. Medians may change as new data becomes available.

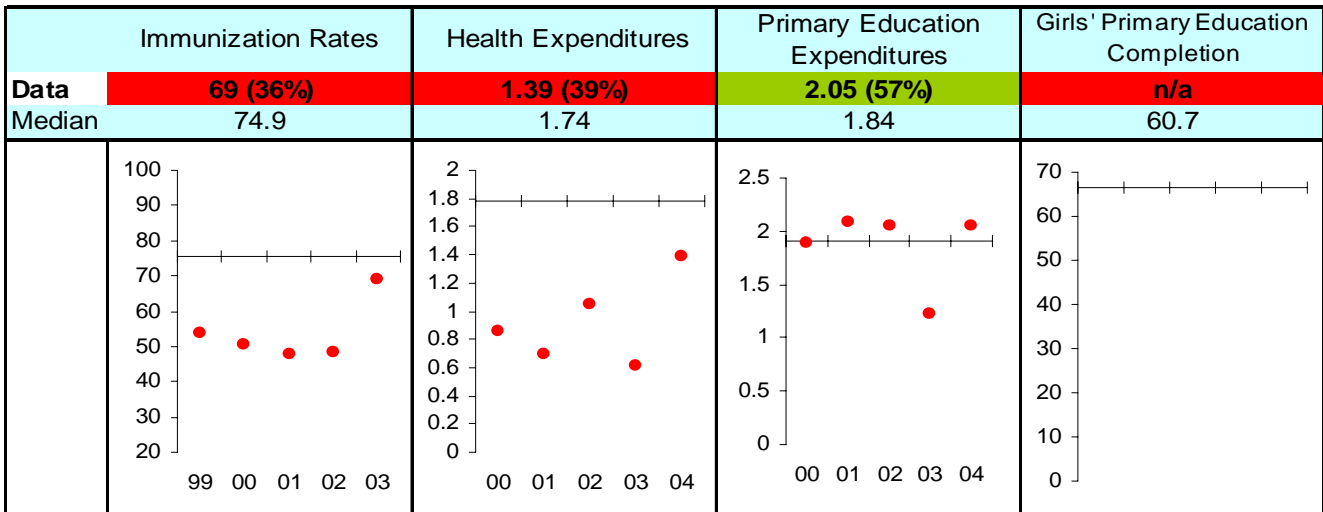


# Guinea-Bissau FY05

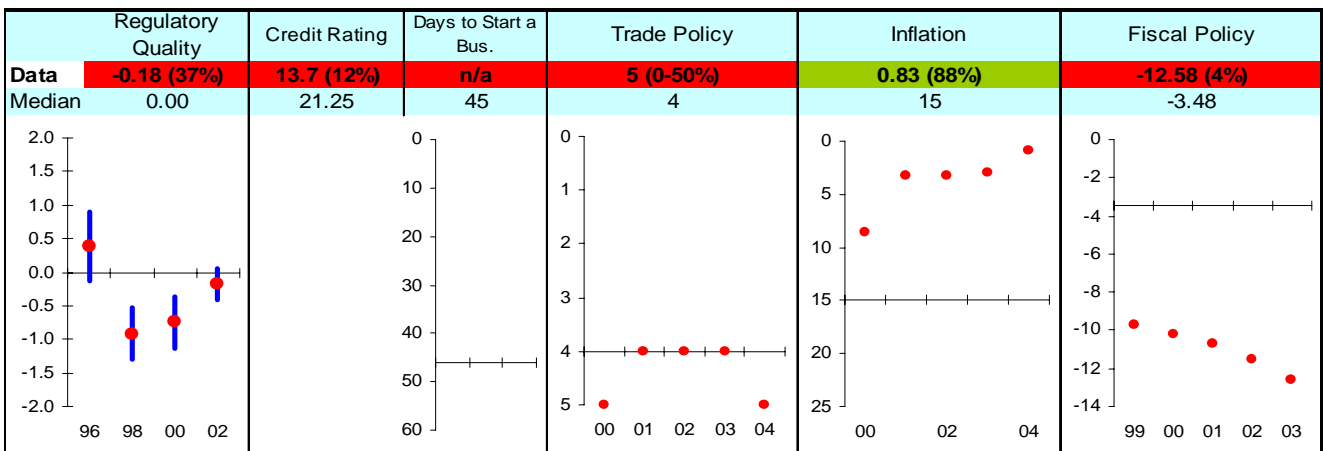
## Ruling Justly



## Investing in People



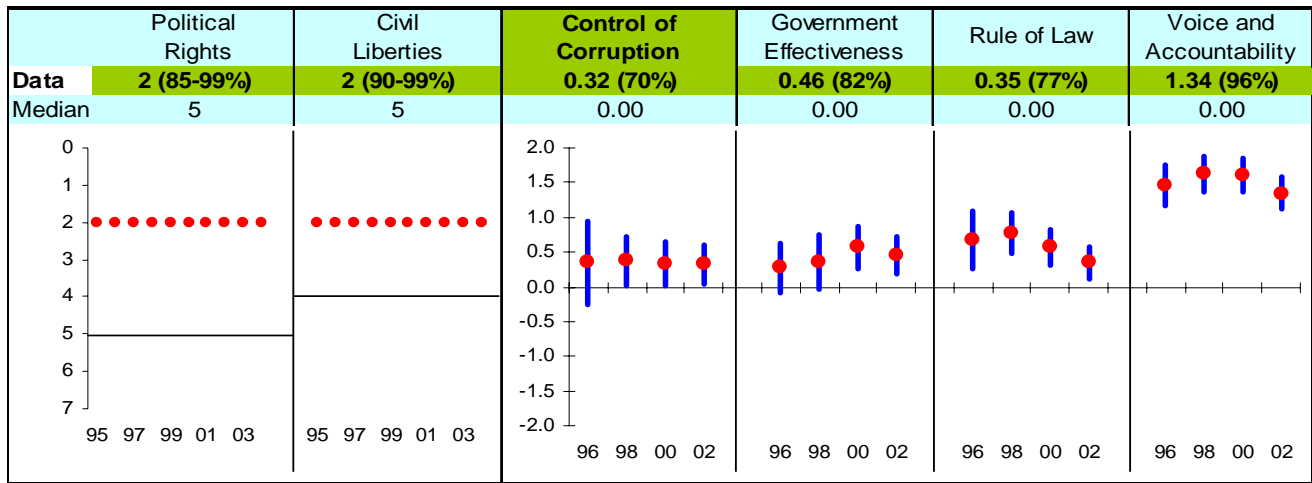
## Economic Freedom



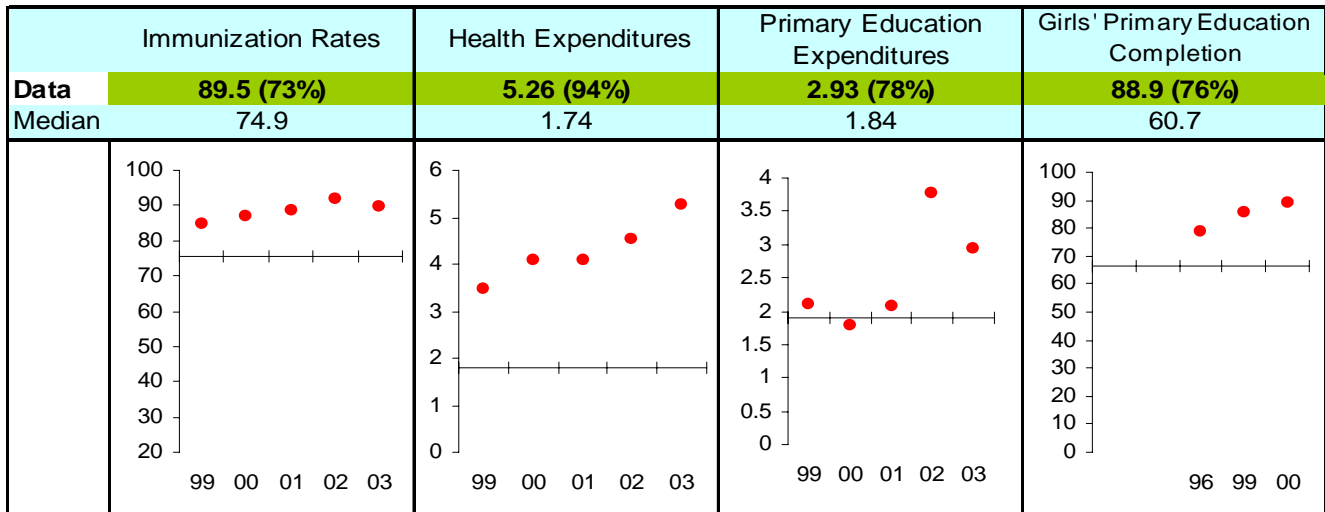
Note: The Board of the MCC will consider performance under these indicators plus qualitative and other materials in choosing countries eligible to submit compact proposals to MCC. The first number is the country's score and percentage in () is their ranking relative to other candidate countries (0% the worst, 50% the median, and 100% the best.) Graphs: higher is better, the horizontal-axis has been drawn through the median, the red dot is the data point, and the blue vertical bar is the standard error. Indicators highlighted in green are above the median as currently calculated and those in red are below. Medians may change as new data becomes available.

# Guyana FY05

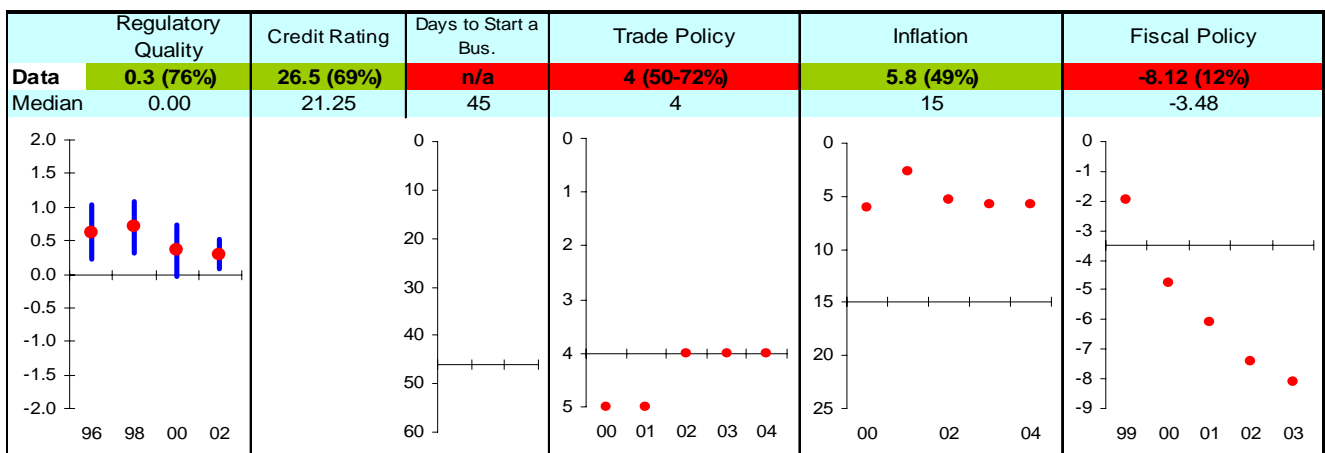
## Ruling Justly



## Investing in People



## Economic Freedom

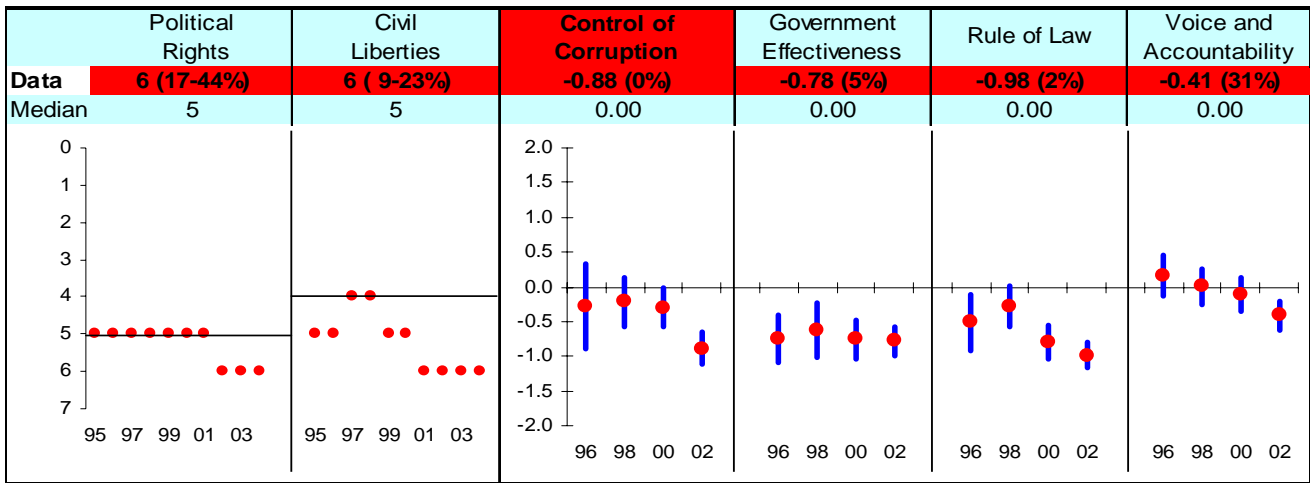


Note: The Board of the MCC will consider performance under these indicators plus qualitative and other materials in choosing countries eligible to submit compact proposals to MCC. The first number is the country's score and percentage in () is their ranking relative to other candidate countries (0% the worst, 50% the median, and 100% the best.) Graphs: higher is better, the horizontal-axis has been drawn through the median, the red dot is the data point, and the blue vertical bar is the standard error. Indicators highlighted in green are above the median as currently calculated and those in red are below. Medians may change as new data becomes available.

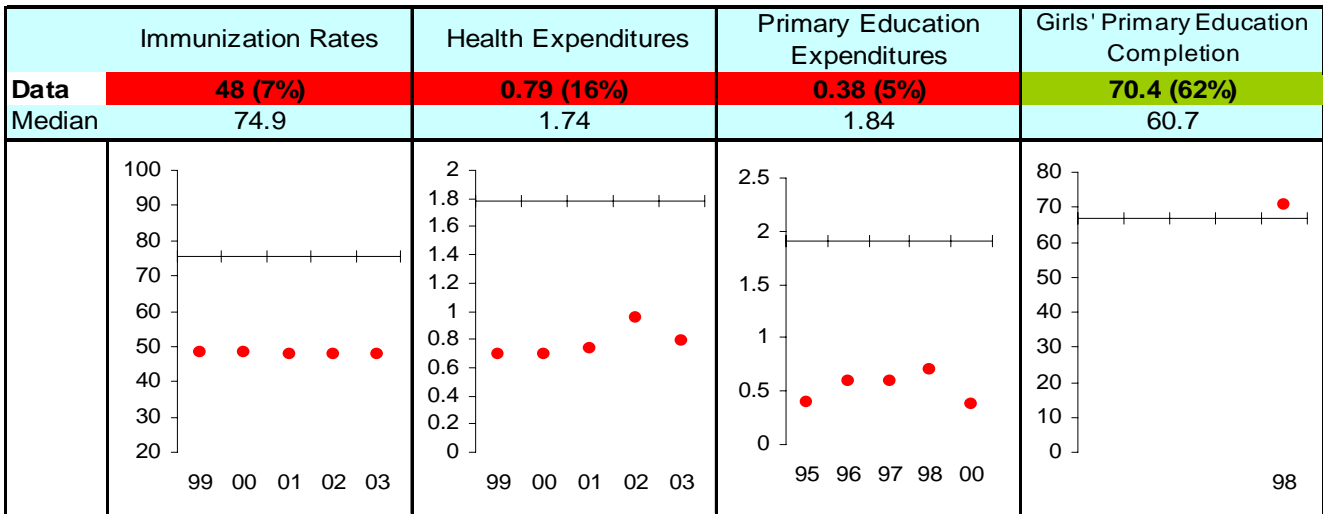


# Haiti FY05

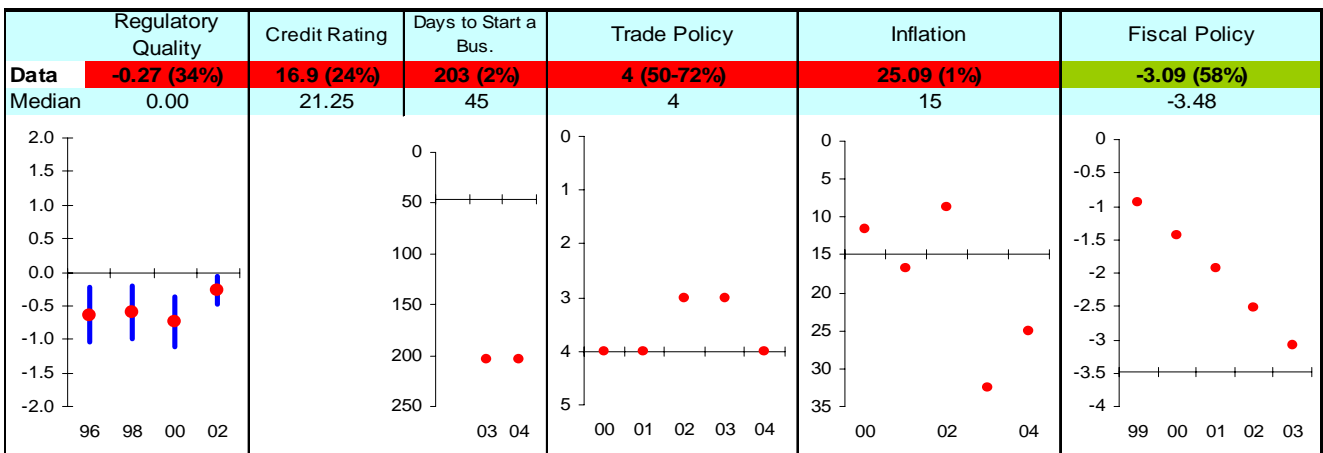
## Ruling Justly



## Investing in People



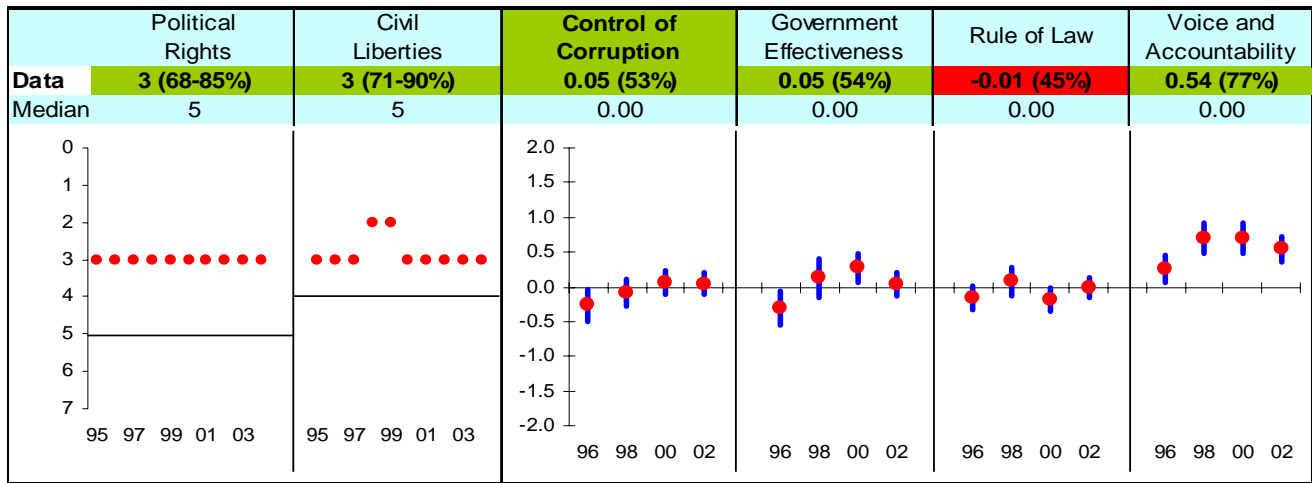
## Economic Freedom



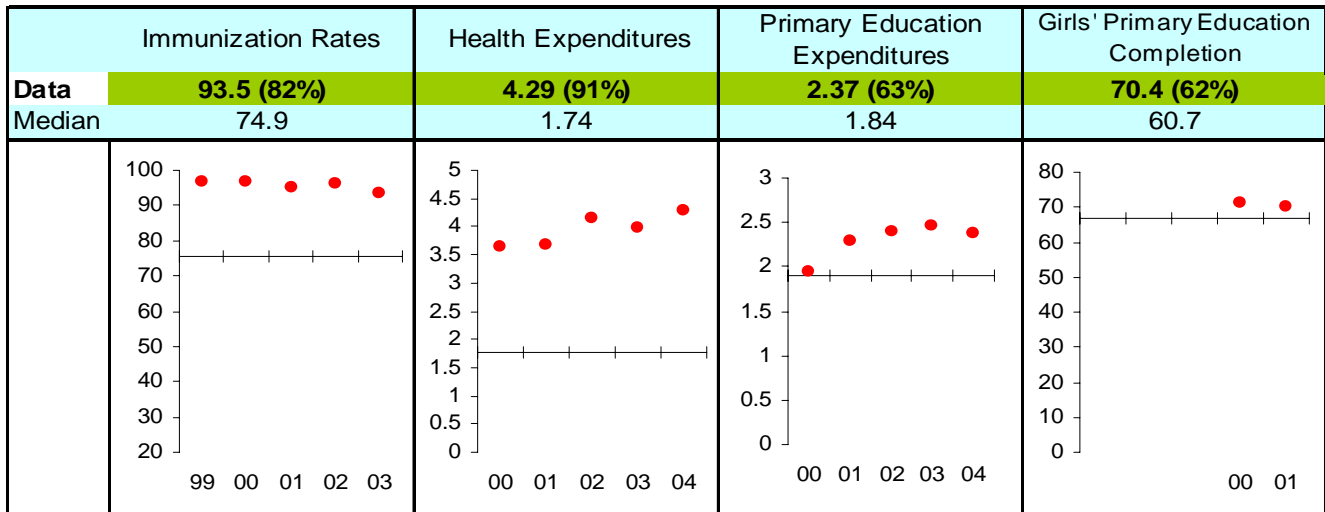
Note: The Board of the MCC will consider performance under these indicators plus qualitative and other materials in choosing countries eligible to submit compact proposals to MCC. The first number is the country's score and percentage in () is their ranking relative to other candidate countries (0% the worst, 50% the median, and 100% the best.) Graphs: higher is better, the horizontal-axis has been drawn through the median, the red dot is the data point, and the blue vertical bar is the standard error. Indicators highlighted in green are above the median as currently calculated and those in red are below. Medians may change as new data becomes available.

# Honduras FY05

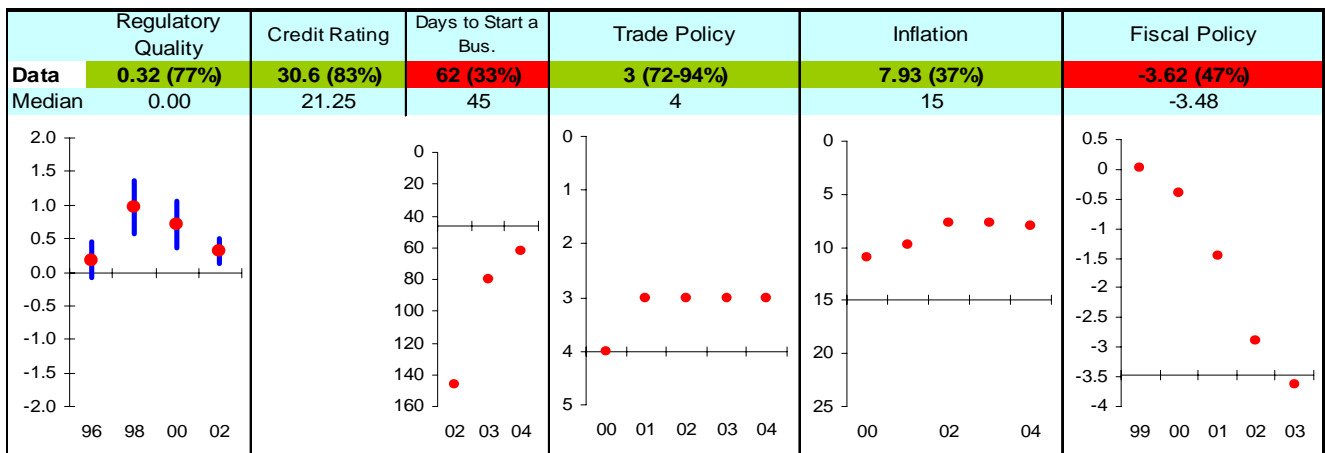
## Ruling Justly



## Investing in People



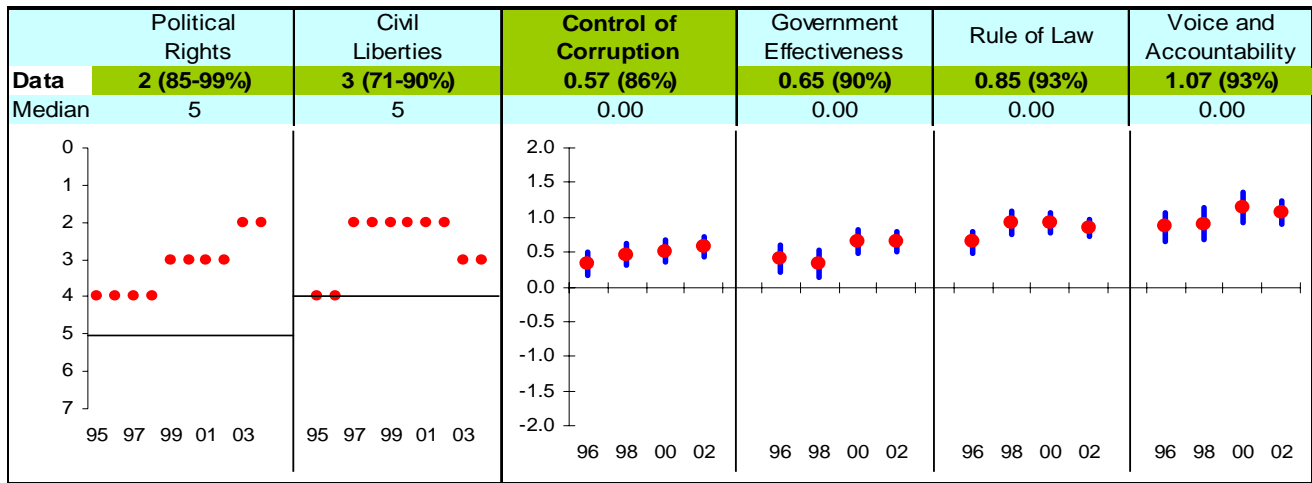
## Economic Freedom



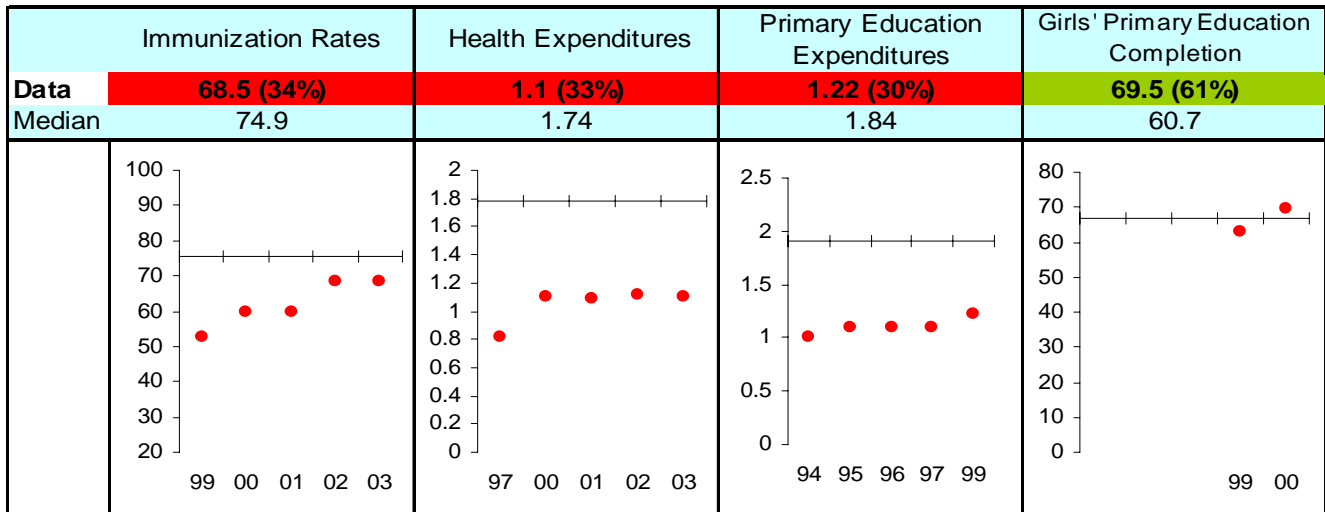
Note: The Board of the MCC will consider performance under these indicators plus qualitative and other materials in choosing countries eligible to submit compact proposals to MCC. The first number is the country's score and percentage in () is their ranking relative to other candidate countries (0% the worst, 50% the median, and 100% the best.) Graphs: higher is better, the horizontal-axis has been drawn through the median, the red dot is the data point, and the blue vertical bar is the standard error. Indicators highlighted in green are above the median as currently calculated and those in red are below. Medians may change as new data becomes available.

# India FY05

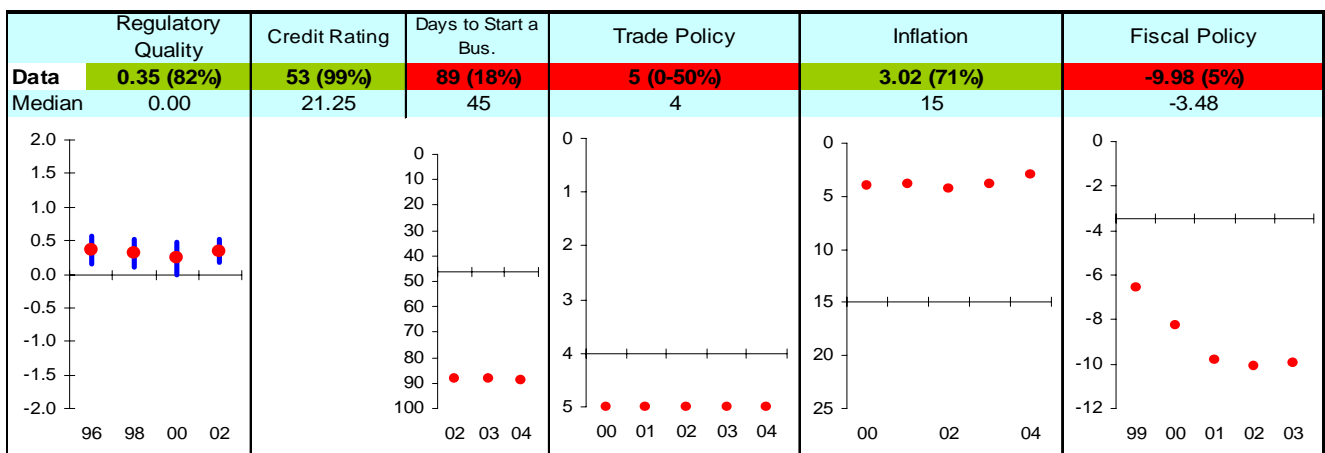
## Ruling Justly



## Investing in People



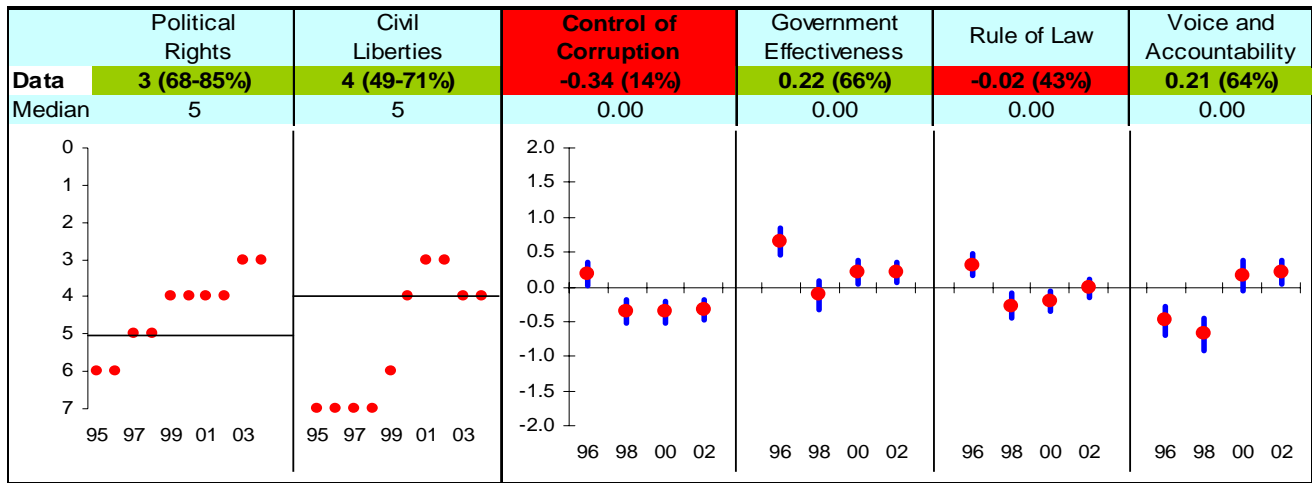
## Economic Freedom



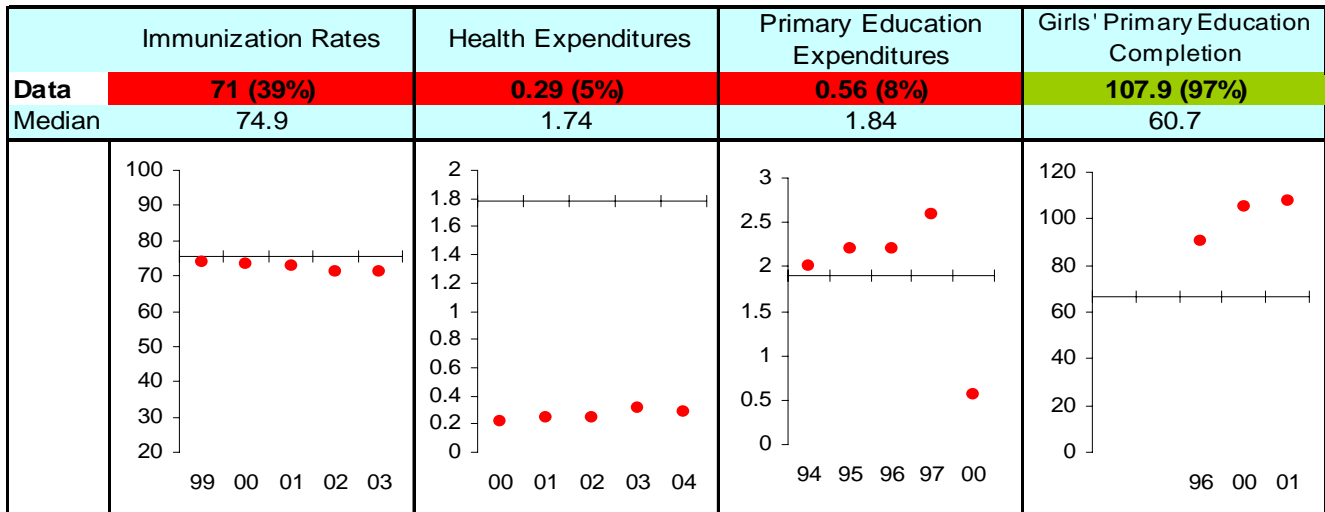
Note: The Board of the MCC will consider performance under these indicators plus qualitative and other materials in choosing countries eligible to submit compact proposals to MCC. The first number is the country's score and percentage in () is their ranking relative to other candidate countries (0% the worst, 50% the median, and 100% the best.) Graphs: higher is better, the horizontal-axis has been drawn through the median, the red dot is the data point, and the blue vertical bar is the standard error. Indicators highlighted in green are above the median as currently calculated and those in red are below. Medians may change as new data becomes available.

# Indonesia FY05

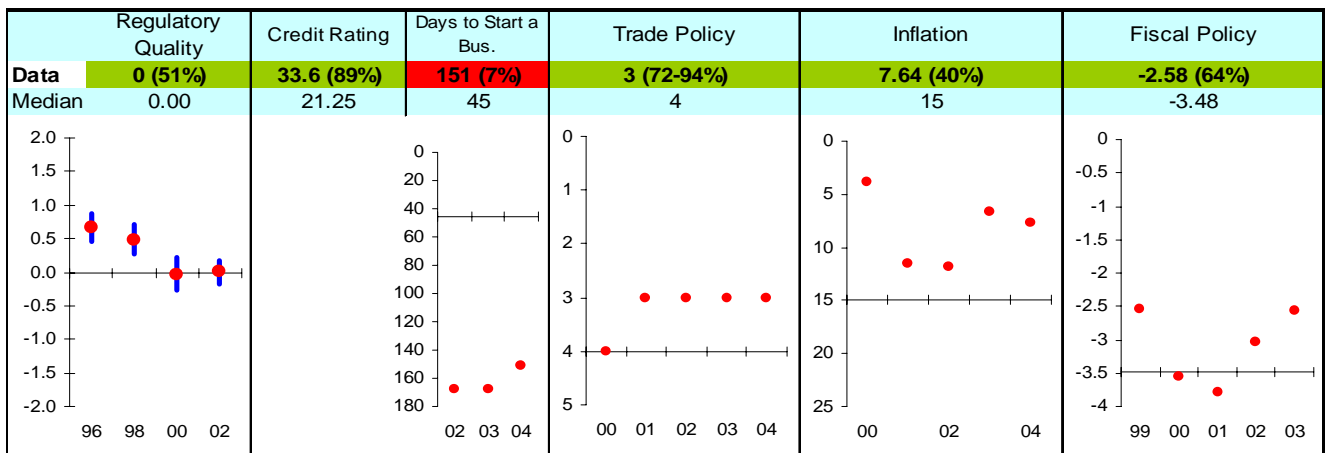
## Ruling Justly



## Investing in People



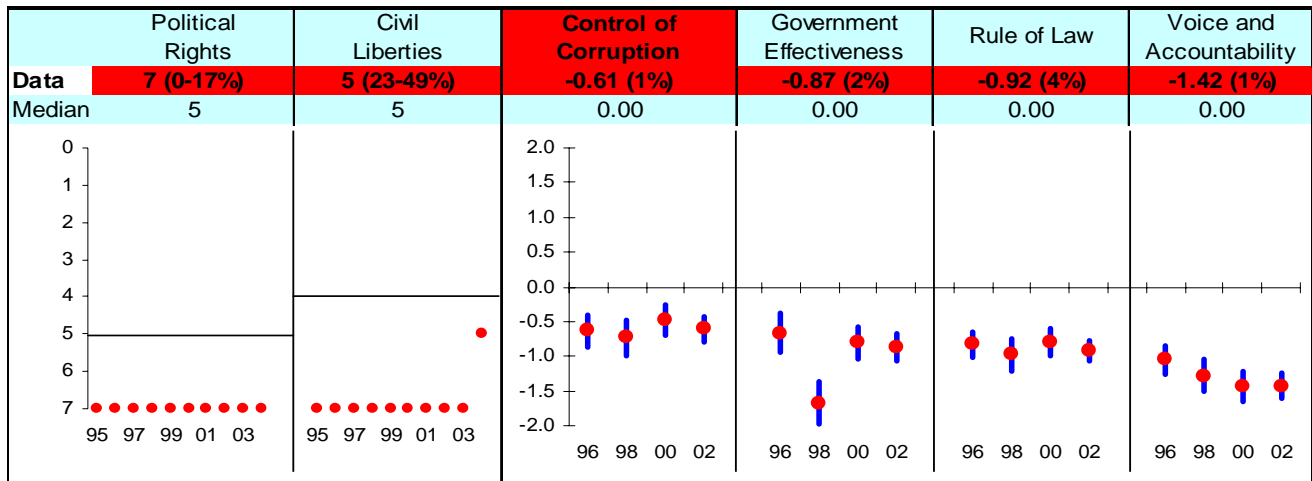
## Economic Freedom



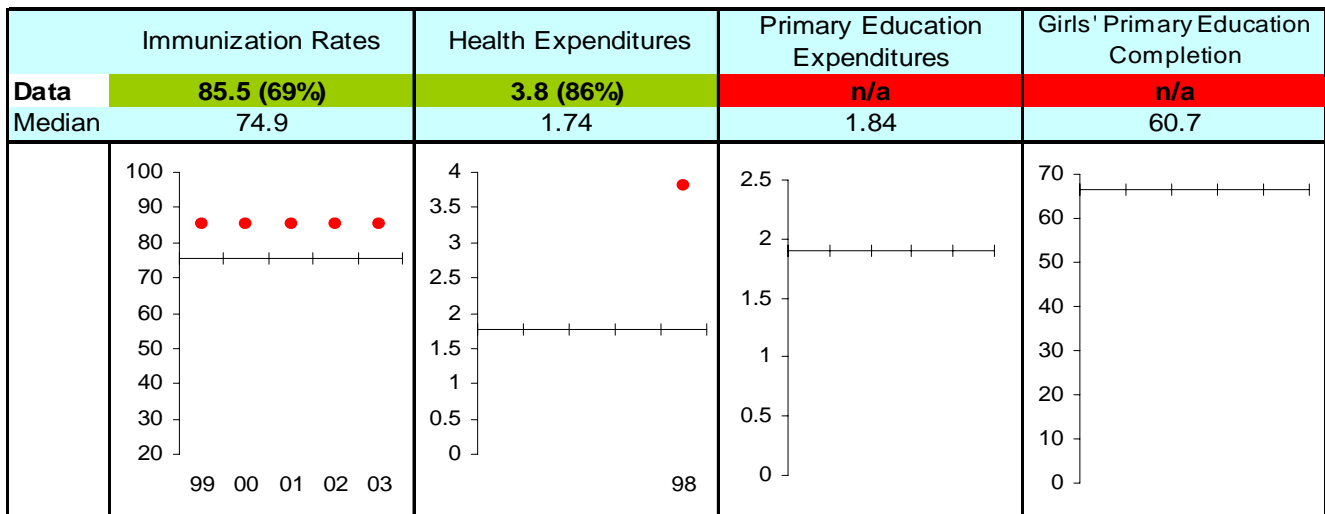
Note: The Board of the MCC will consider performance under these indicators plus qualitative and other materials in choosing countries eligible to submit compact proposals to MCC. The first number is the country's score and percentage in () is their ranking relative to other candidate countries (0% the worst, 50% the median, and 100% the best.) Graphs: higher is better, the horizontal-axis has been drawn through the median, the red dot is the data point, and the blue vertical bar is the standard error. Indicators highlighted in green are above the median as currently calculated and those in red are below. Medians may change as new data becomes available.

# Iraq FY05

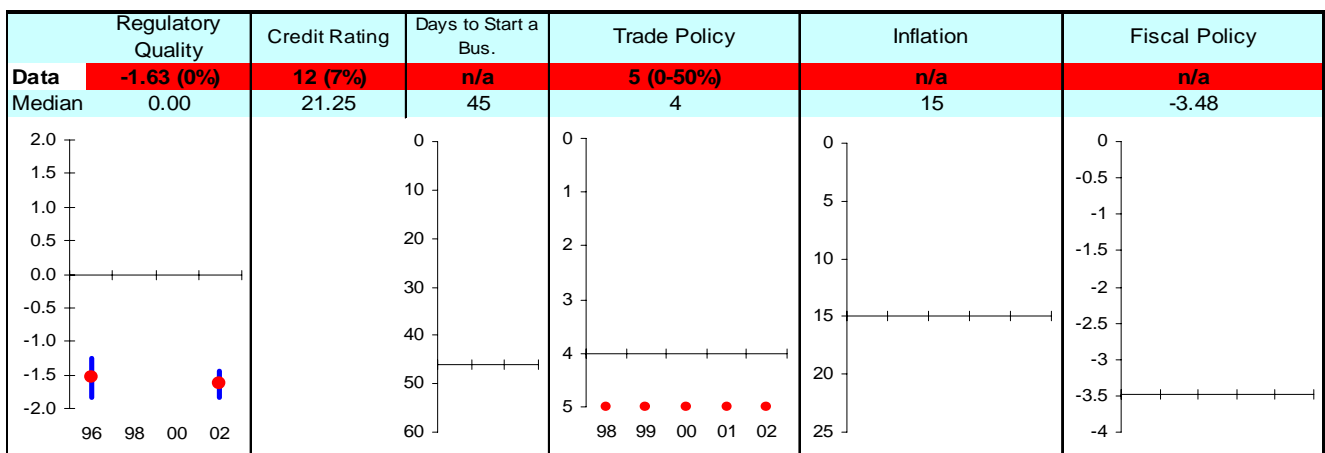
## Ruling Justly



## Investing in People



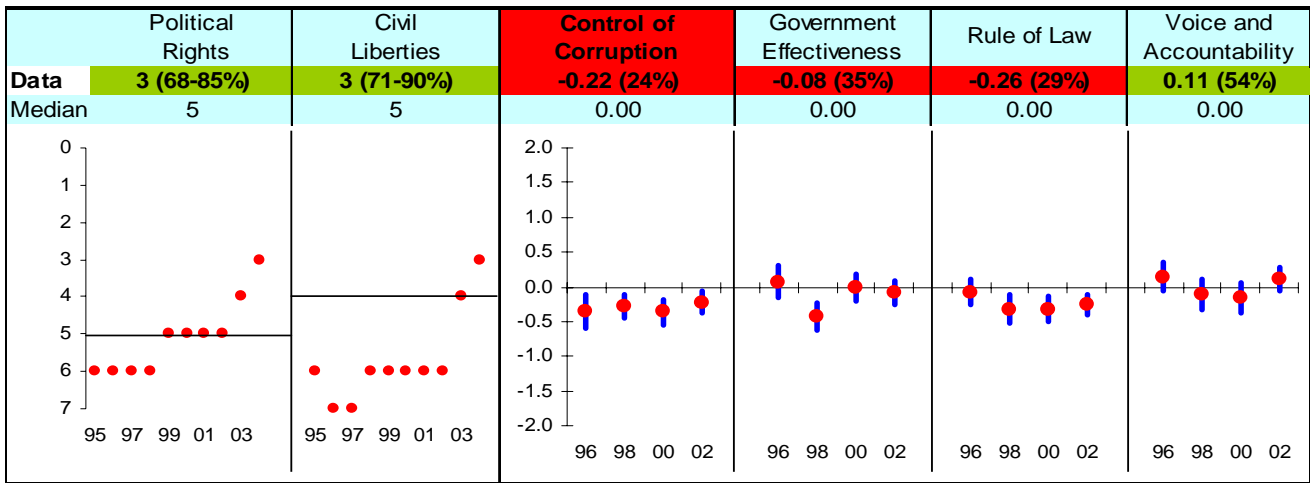
## Economic Freedom



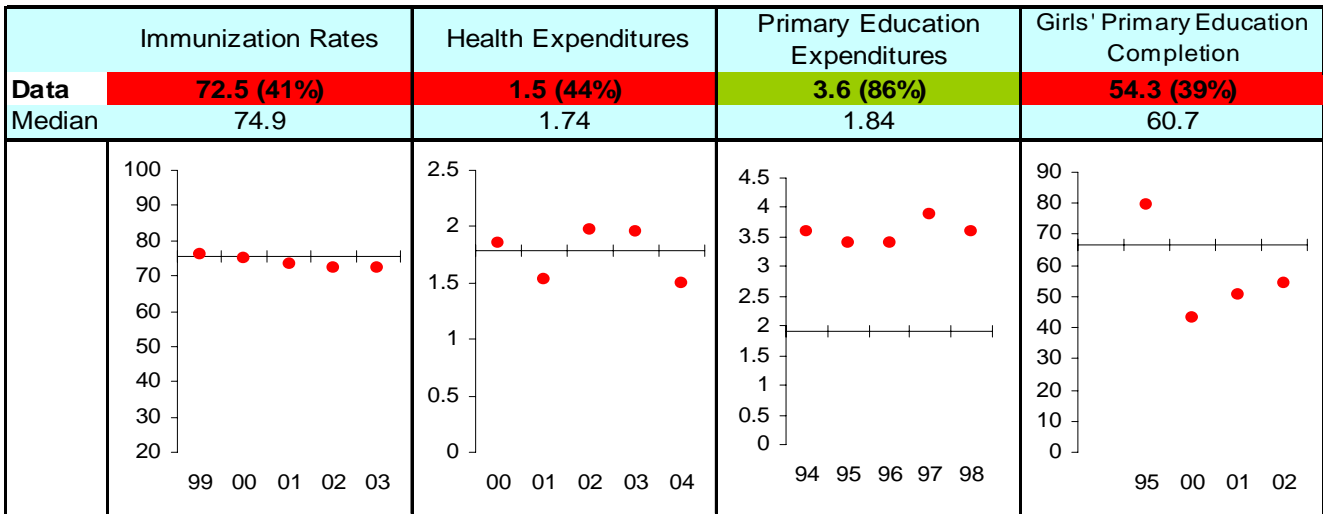
Note: The Board of the MCC will consider performance under these indicators plus qualitative and other materials in choosing countries eligible to submit compact proposals to MCC. The first number is the country's score and percentage in () is their ranking relative to other candidate countries (0% the worst, 50% the median, and 100% the best.) Graphs: higher is better, the horizontal-axis has been drawn through the median, the red dot is the data point, and the blue vertical bar is the standard error. Indicators highlighted in green are above the median as currently calculated and those in red are below. Medians may change as new data becomes available.

# Kenya FY05

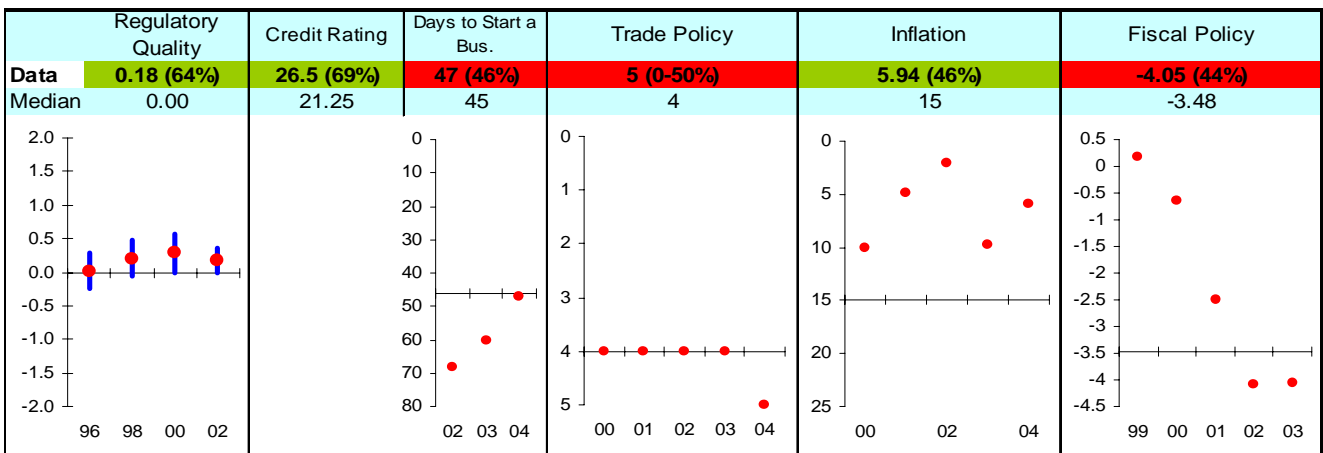
## Ruling Justly



## Investing in People



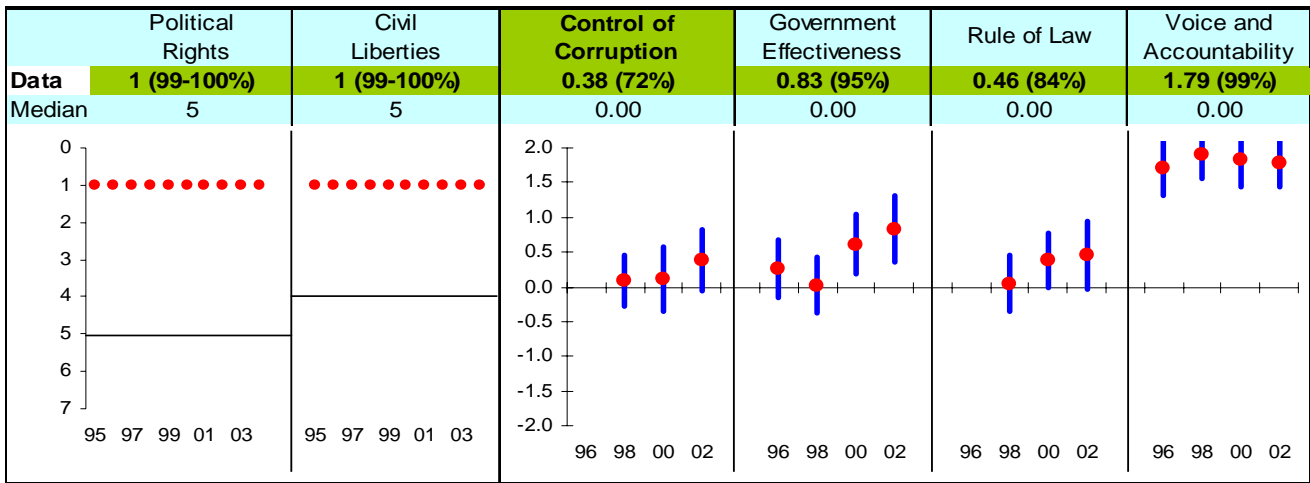
## Economic Freedom



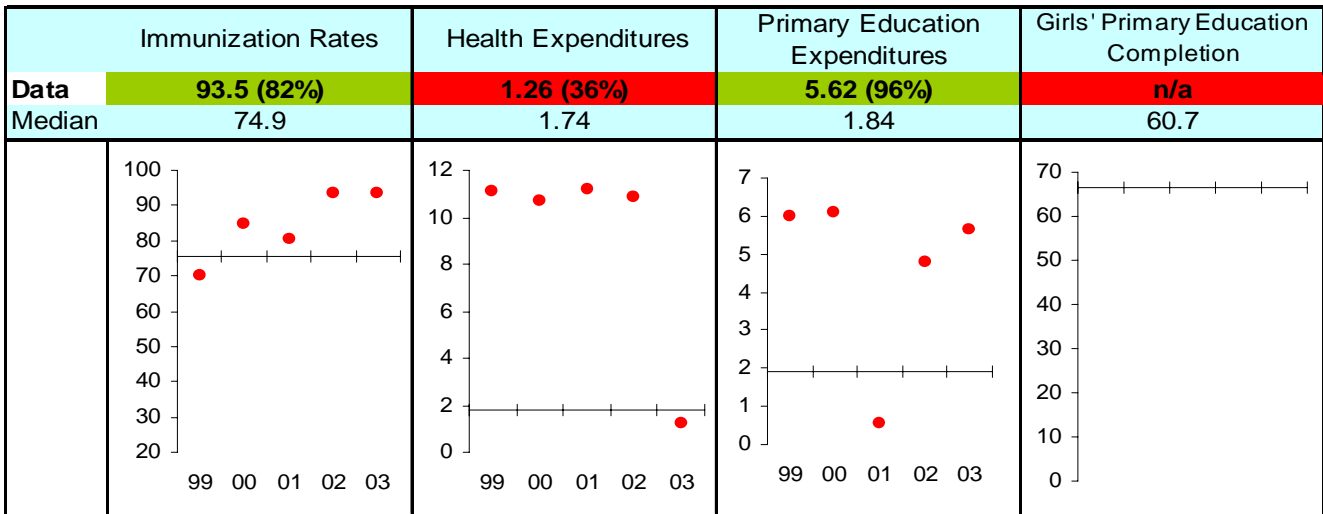
Note: The Board of the MCC will consider performance under these indicators plus qualitative and other materials in choosing countries eligible to submit compact proposals to MCC. The first number is the country's score and percentage in () is their ranking relative to other candidate countries (0% the worst, 50% the median, and 100% the best.) Graphs: higher is better, the horizontal-axis has been drawn through the median, the red dot is the data point, and the blue vertical bar is the standard error. Indicators highlighted in green are above the median as currently calculated and those in red are below. Medians may change as new data becomes available.

# Kiribati FY05

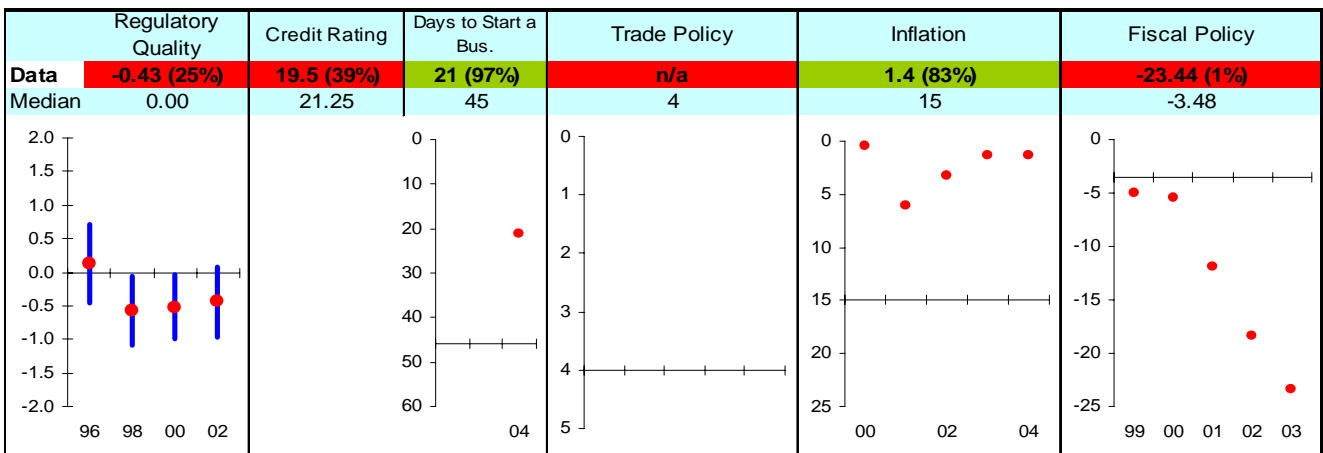
## Ruling Justly



## Investing in People



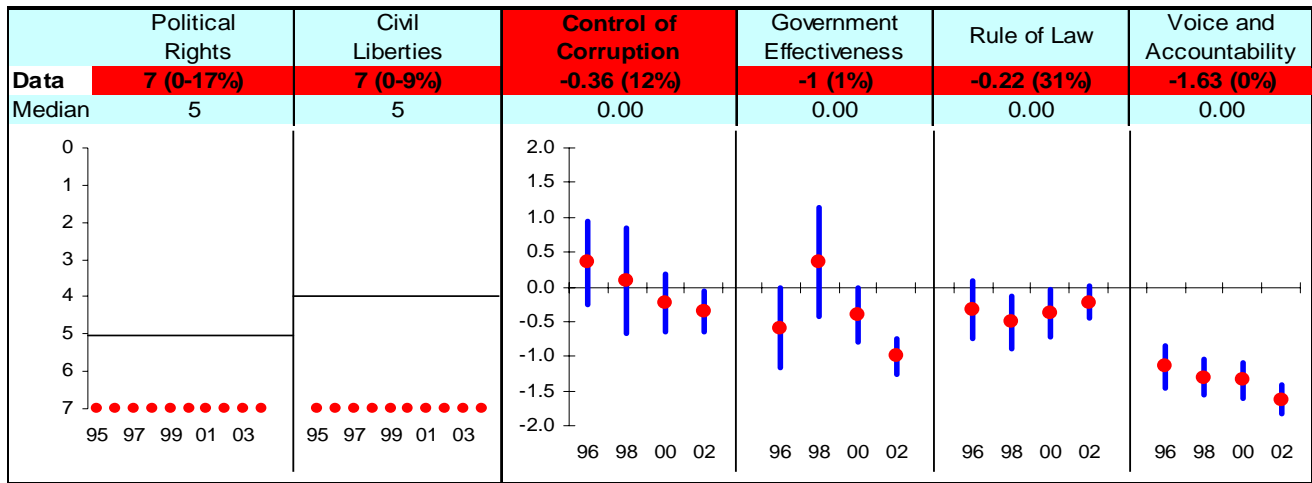
## Economic Freedom



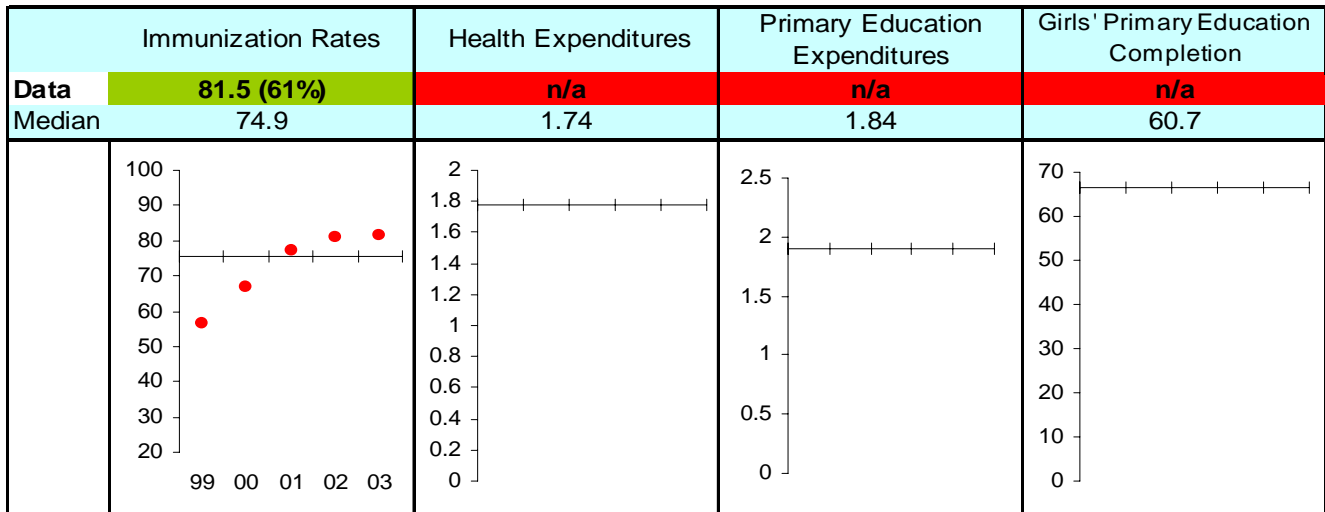
Note: The Board of the MCC will consider performance under these indicators plus qualitative and other materials in choosing countries eligible to submit compact proposals to MCC. The first number is the country's score and percentage in () is their ranking relative to other candidate countries (0% the worst, 50% the median, and 100% the best.) Graphs: higher is better, the horizontal-axis has been drawn through the median, the red dot is the data point, and the blue vertical bar is the standard error. Indicators highlighted in green are above the median as currently calculated and those in red are below. Medians may change as new data becomes available.

# Korea, Dem. Rep. FY05

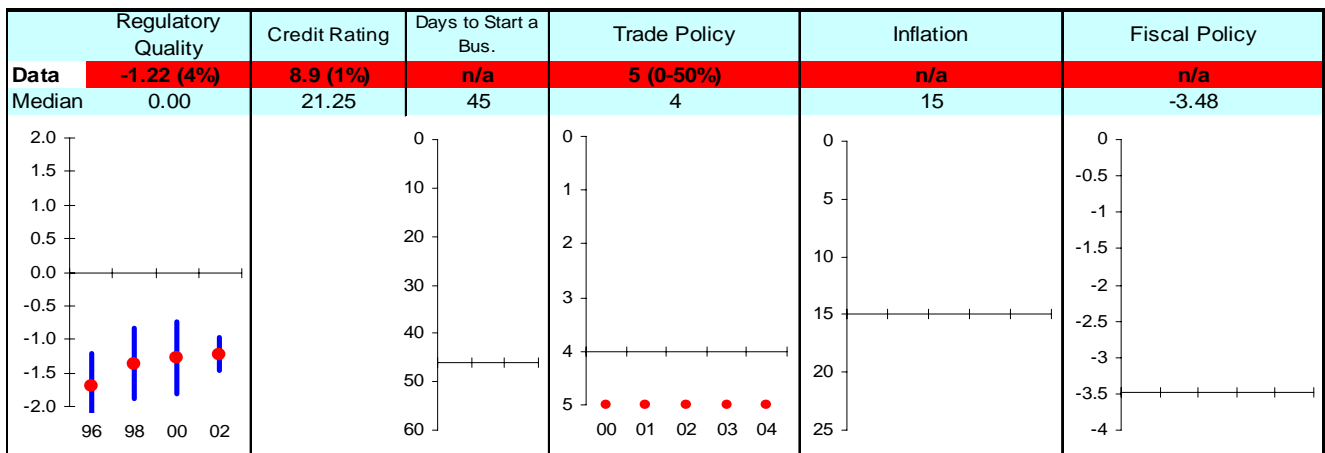
## Ruling Justly



## Investing in People



## Economic Freedom

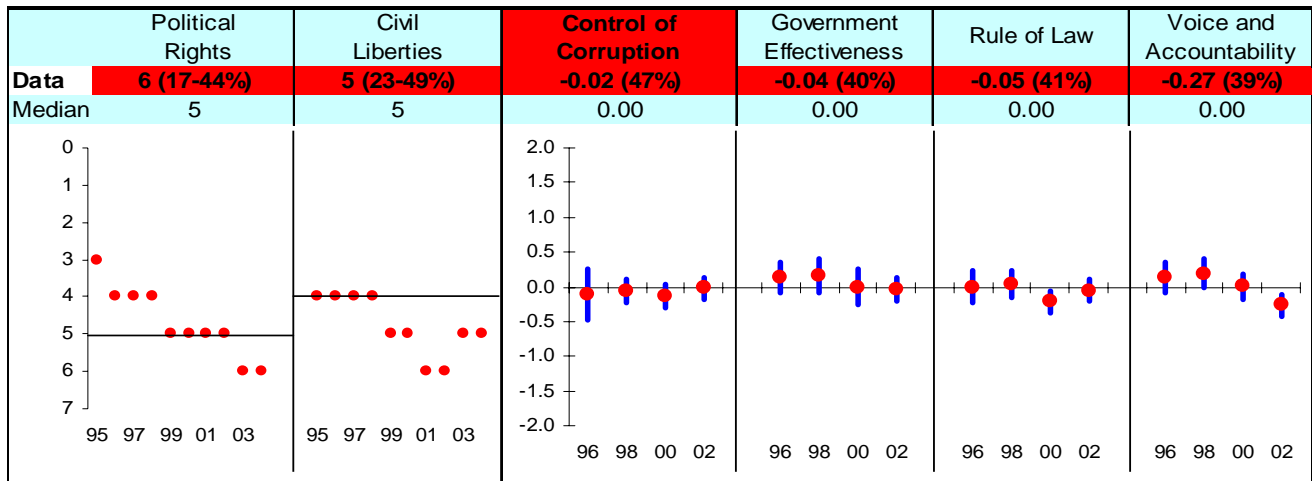


Note: The Board of the MCC will consider performance under these indicators plus qualitative and other materials in choosing countries eligible to submit compact proposals to MCC. The first number is the country's score and percentage in () is their ranking relative to other candidate countries (0% the worst, 50% the median, and 100% the best.) Graphs: higher is better, the horizontal-axis has been drawn through the median, the red dot is the data point, and the blue vertical bar is the standard error. Indicators highlighted in green are above the median as currently calculated and those in red are below. Medians may change as new data becomes available.

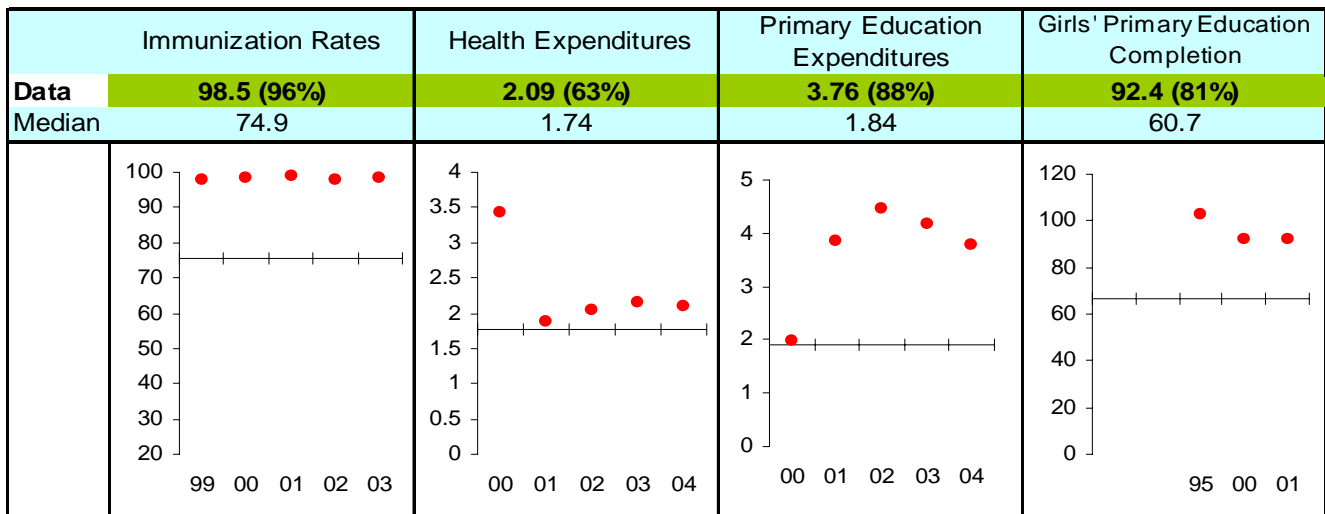


# Kyrgyz Republic FY05

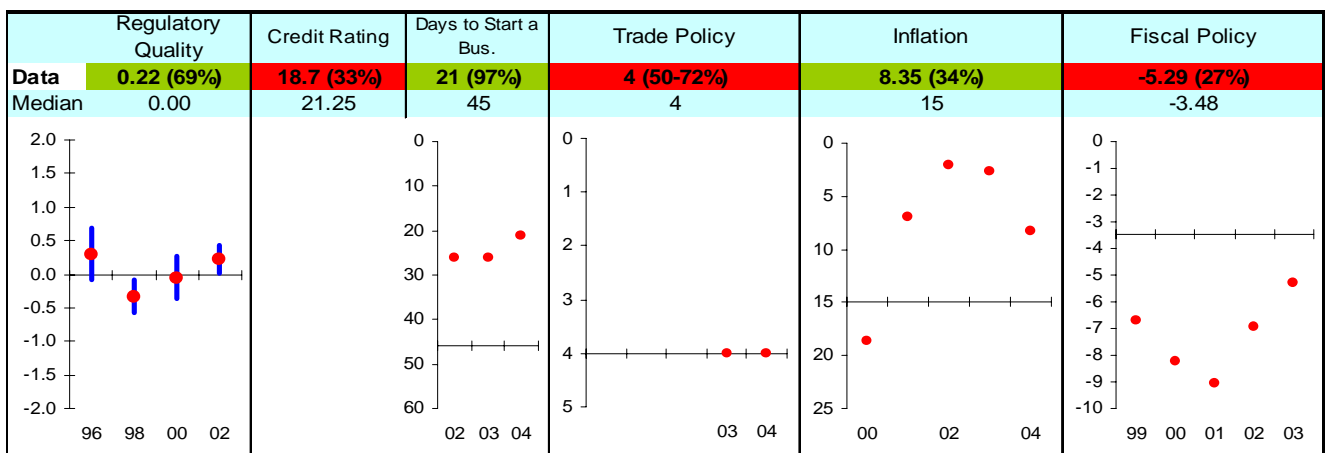
## Ruling Justly



## Investing in People



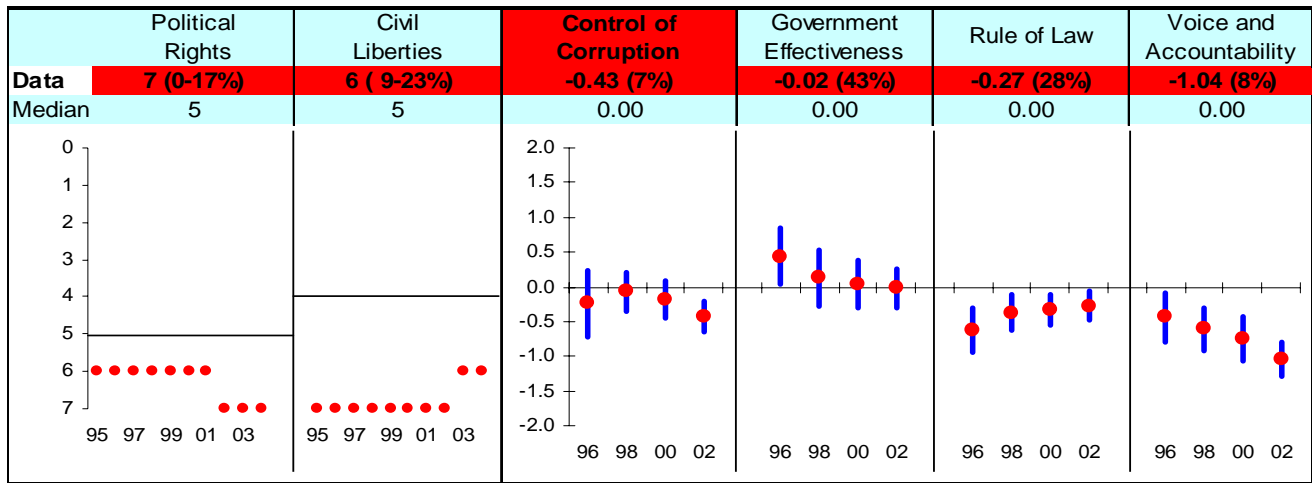
## Economic Freedom



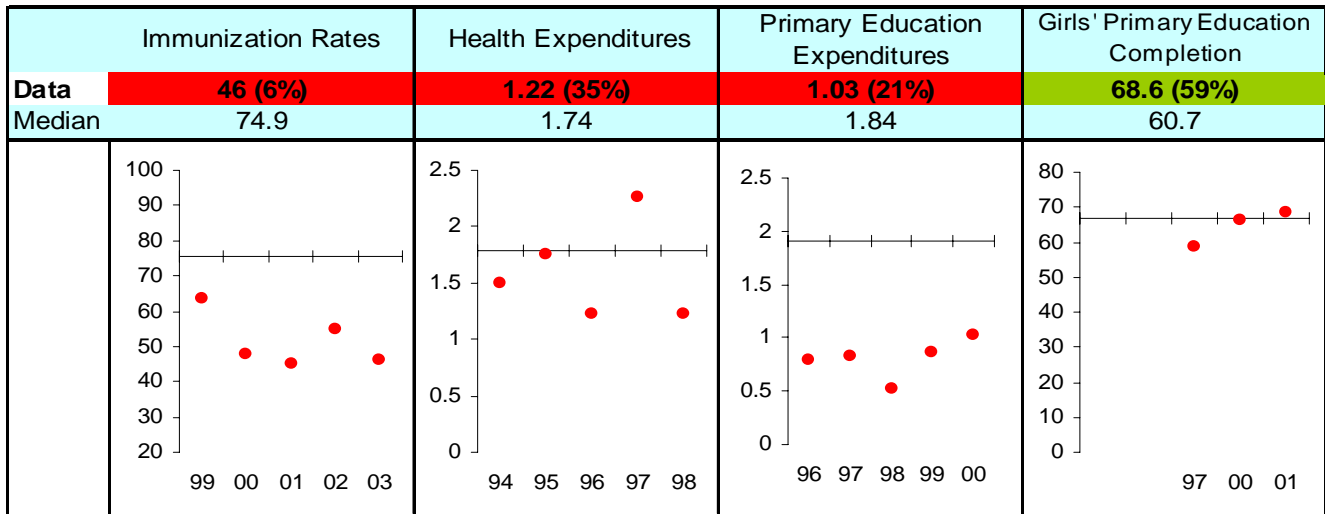
Note: The Board of the MCC will consider performance under these indicators plus qualitative and other materials in choosing countries eligible to submit compact proposals to MCC. The first number is the country's score and percentage in () is their ranking relative to other candidate countries (0% the worst, 50% the median, and 100% the best.) Graphs: higher is better, the horizontal-axis has been drawn through the median, the red dot is the data point, and the blue vertical bar is the standard error. Indicators highlighted in green are above the median as currently calculated and those in red are below. Medians may change as new data becomes available.

# Lao PDR FY05

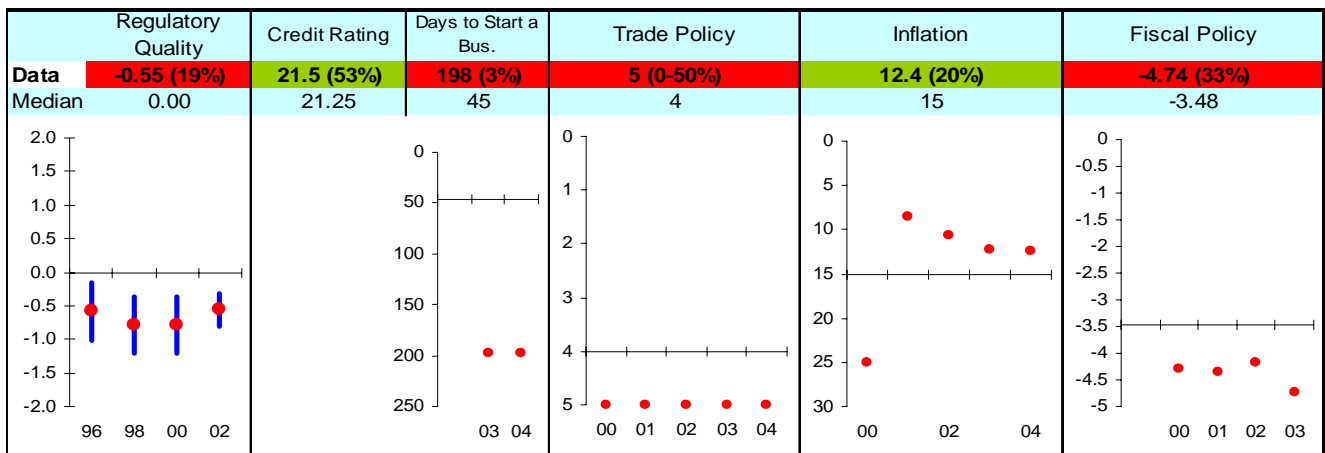
## Ruling Justly



## Investing in People



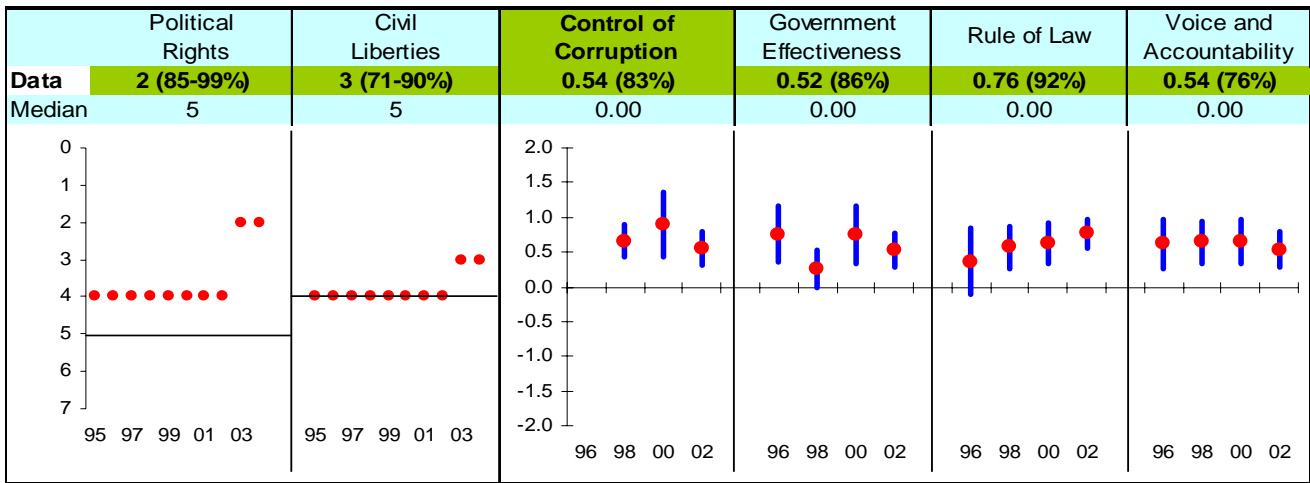
## Economic Freedom



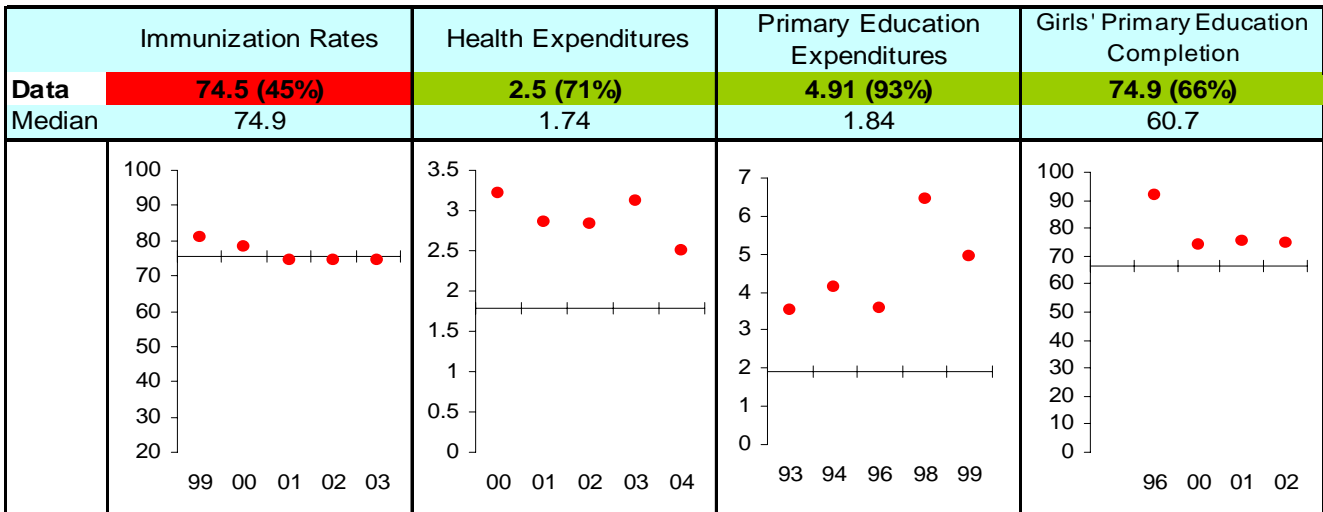
Note: The Board of the MCC will consider performance under these indicators plus qualitative and other materials in choosing countries eligible to submit compact proposals to MCC. The first number is the country's score and percentage in () is their ranking relative to other candidate countries (0% the worst, 50% the median, and 100% the best.) Graphs: higher is better, the horizontal-axis has been drawn through the median, the red dot is the data point, and the blue vertical bar is the standard error. Indicators highlighted in green are above the median as currently calculated and those in red are below. Medians may change as new data becomes available.

# Lesotho FY05

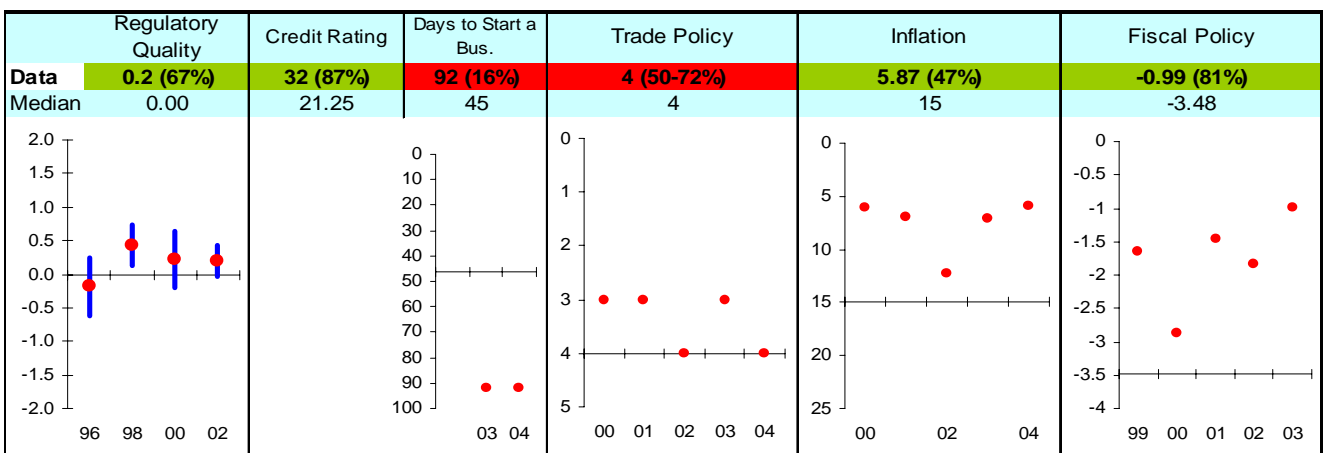
## Ruling Justly



## Investing in People



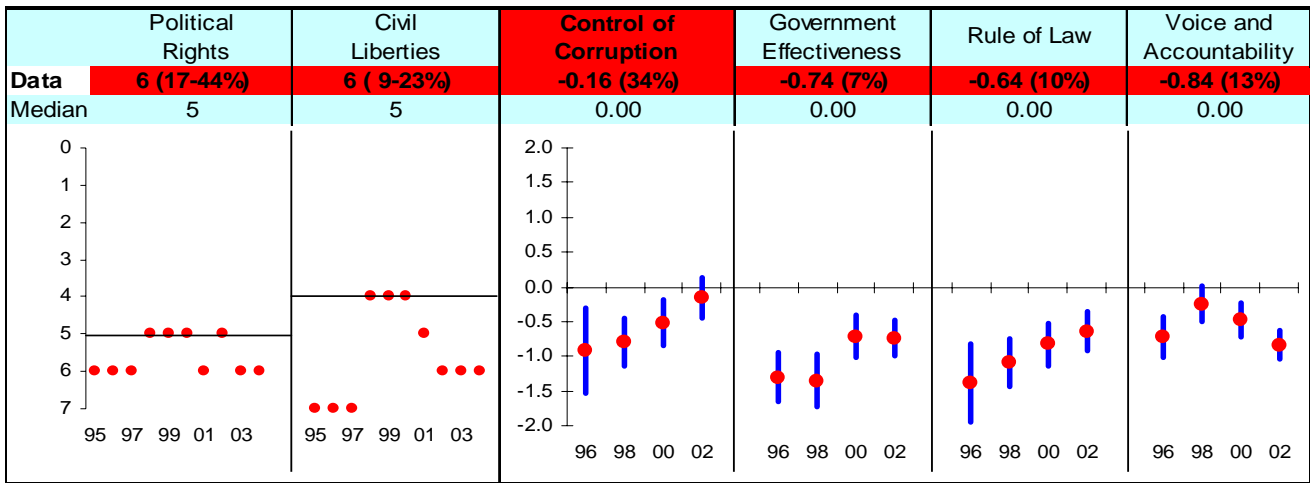
## Economic Freedom



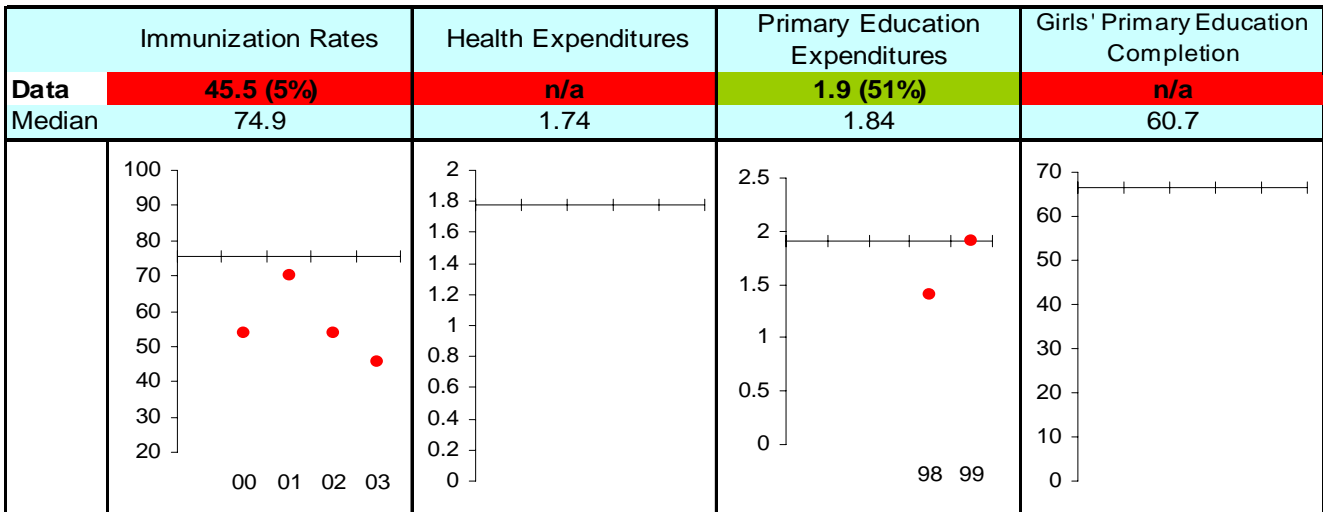
Note: The Board of the MCC will consider performance under these indicators plus qualitative and other materials in choosing countries eligible to submit compact proposals to MCC. The first number is the country's score and percentage in () is their ranking relative to other candidate countries (0% the worst, 50% the median, and 100% the best.) Graphs: higher is better, the horizontal-axis has been drawn through the median, the red dot is the data point, and the blue vertical bar is the standard error. Indicators highlighted in green are above the median as currently calculated and those in red are below. Medians may change as new data becomes available.

# Liberia FY05

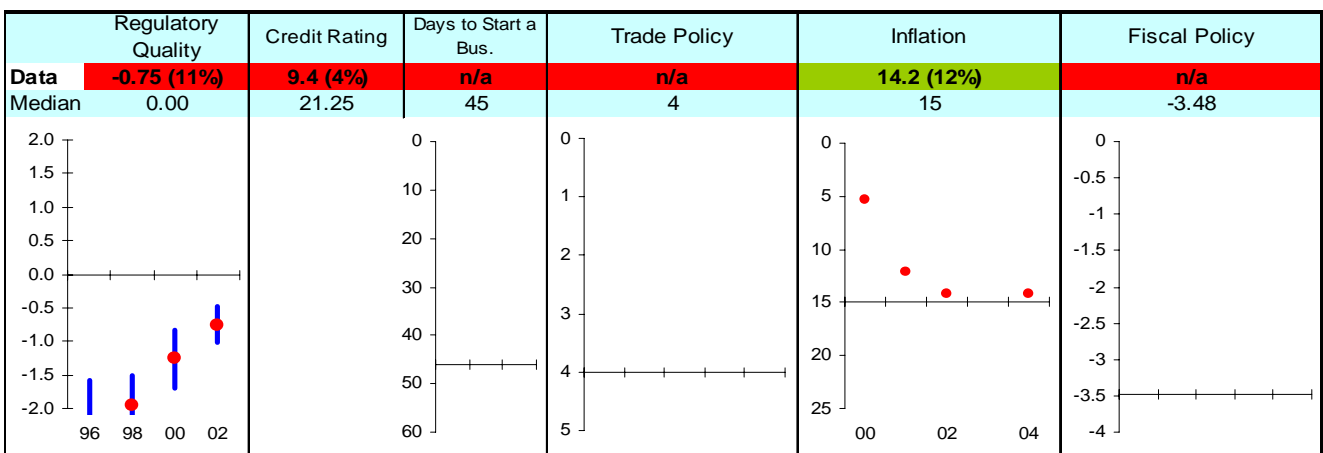
## Ruling Justly



## Investing in People



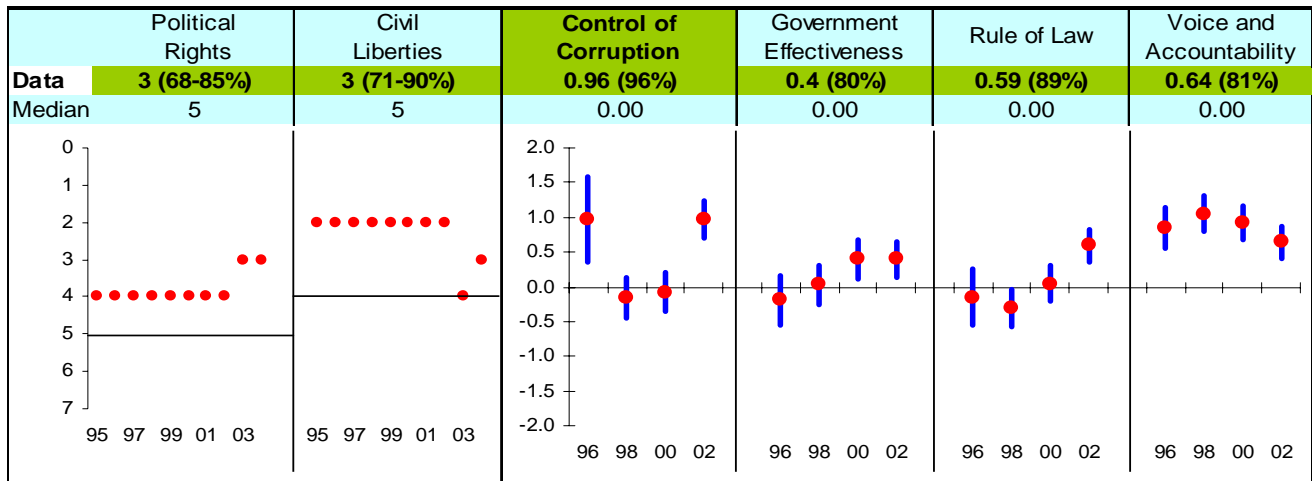
## Economic Freedom



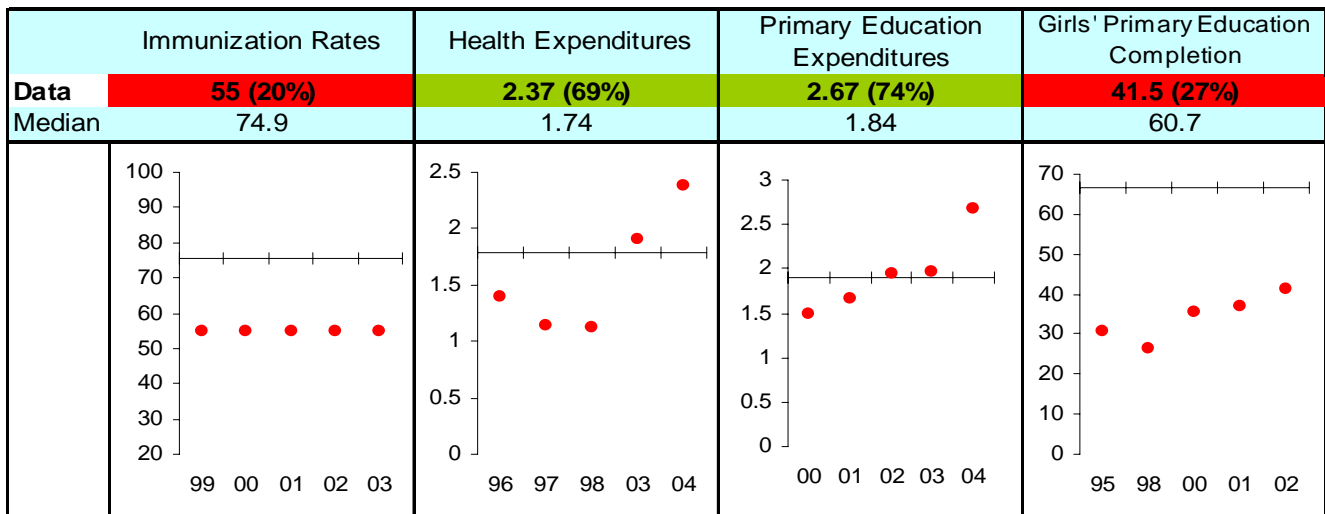
Note: The Board of the MCC will consider performance under these indicators plus qualitative and other materials in choosing countries eligible to submit compact proposals to MCC. The first number is the country's score and percentage in () is their ranking relative to other candidate countries (0% the worst, 50% the median, and 100% the best.) Graphs: higher is better, the horizontal-axis has been drawn through the median, the red dot is the data point, and the blue vertical bar is the standard error. Indicators highlighted in green are above the median as currently calculated and those in red are below. Medians may change as new data becomes available.

# Madagascar FY05

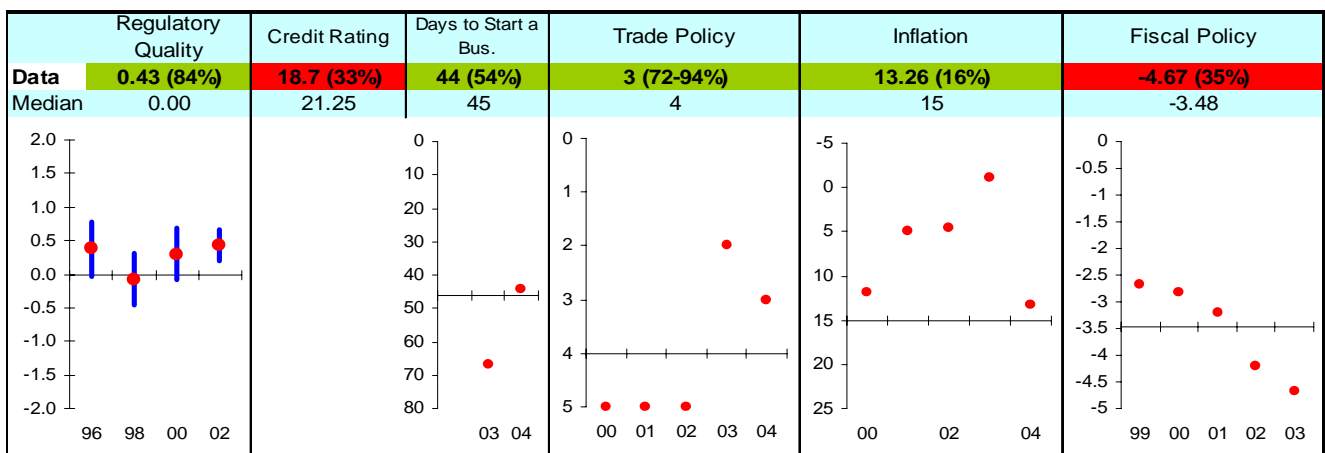
## Ruling Justly



## Investing in People



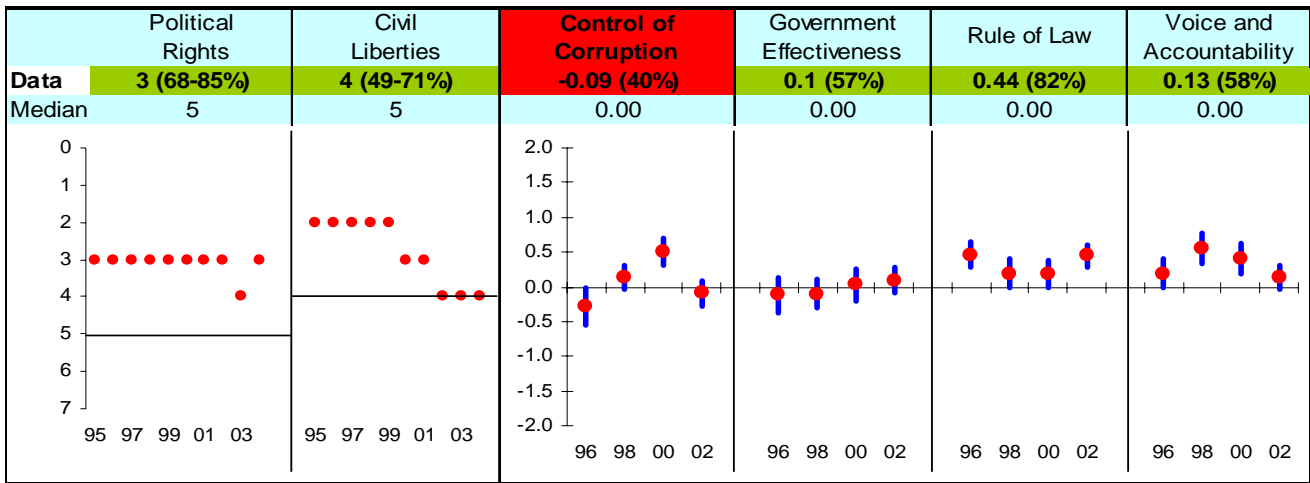
## Economic Freedom



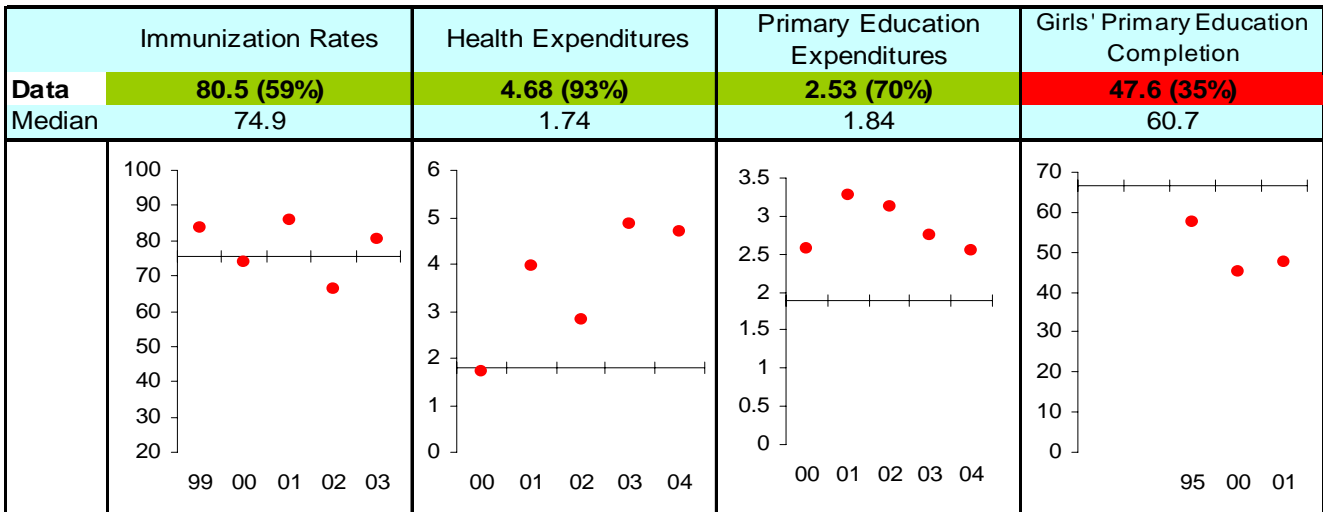
Note: The Board of the MCC will consider performance under these indicators plus qualitative and other materials in choosing countries eligible to submit compact proposals to MCC. The first number is the country's score and percentage in () is their ranking relative to other candidate countries (0% the worst, 50% the median, and 100% the best.) Graphs: higher is better, the horizontal-axis has been drawn through the median, the red dot is the data point, and the blue vertical bar is the standard error. Indicators highlighted in green are above the median as currently calculated and those in red are below. Medians may change as new data becomes available.

# Malawi FY05

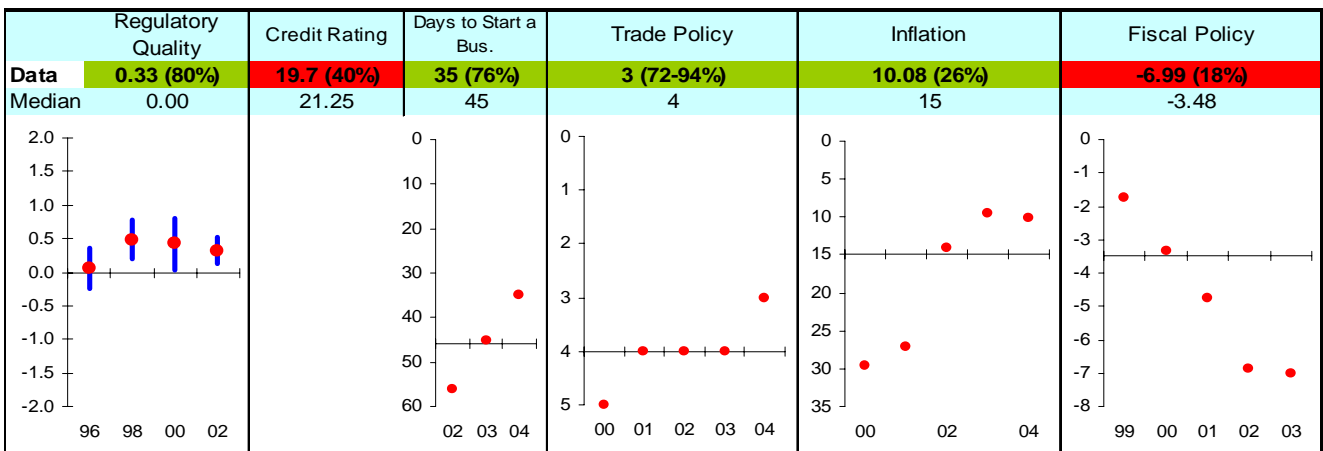
## Ruling Justly



## Investing in People



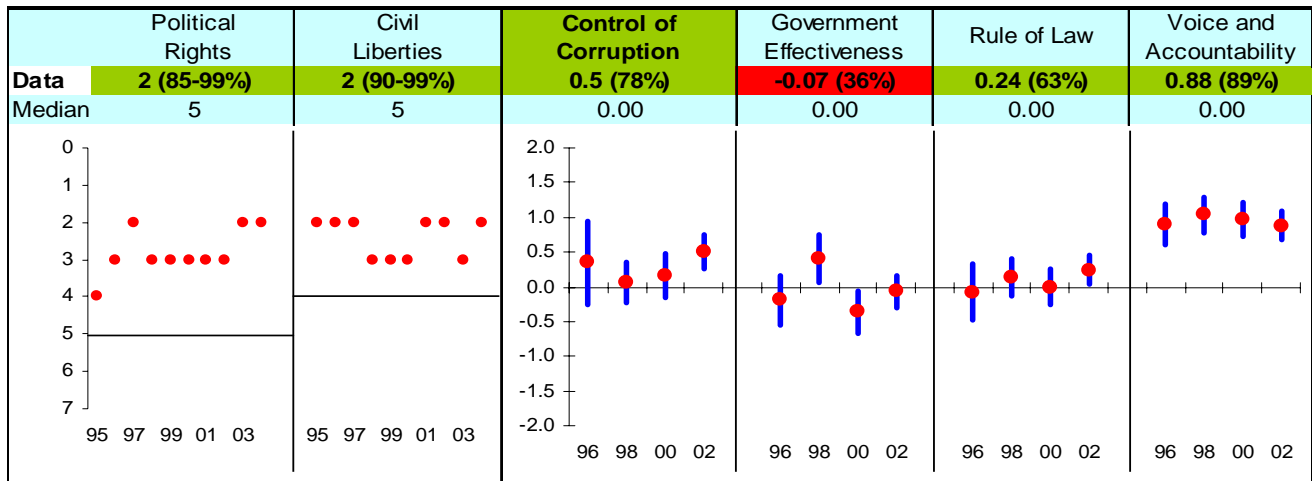
## Economic Freedom



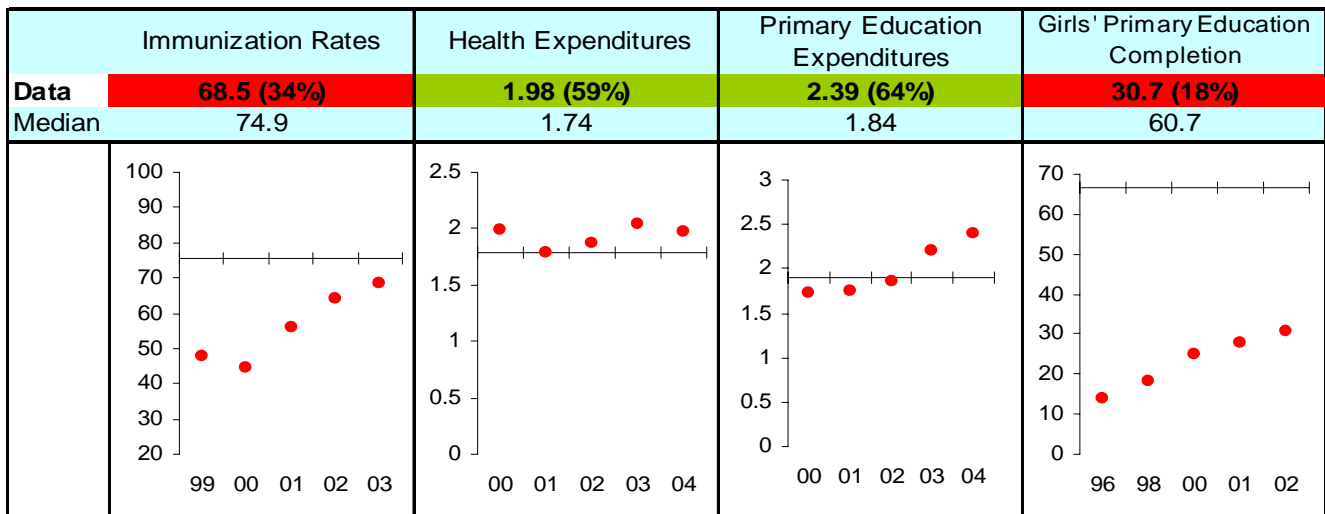
Note: The Board of the MCC will consider performance under these indicators plus qualitative and other materials in choosing countries eligible to submit compact proposals to MCC. The first number is the country's score and percentage in () is their ranking relative to other candidate countries (0% the worst, 50% the median, and 100% the best.) Graphs: higher is better, the horizontal-axis has been drawn through the median, the red dot is the data point, and the blue vertical bar is the standard error. Indicators highlighted in green are above the median as currently calculated and those in red are below. Medians may change as new data becomes available.

# Mali FY05

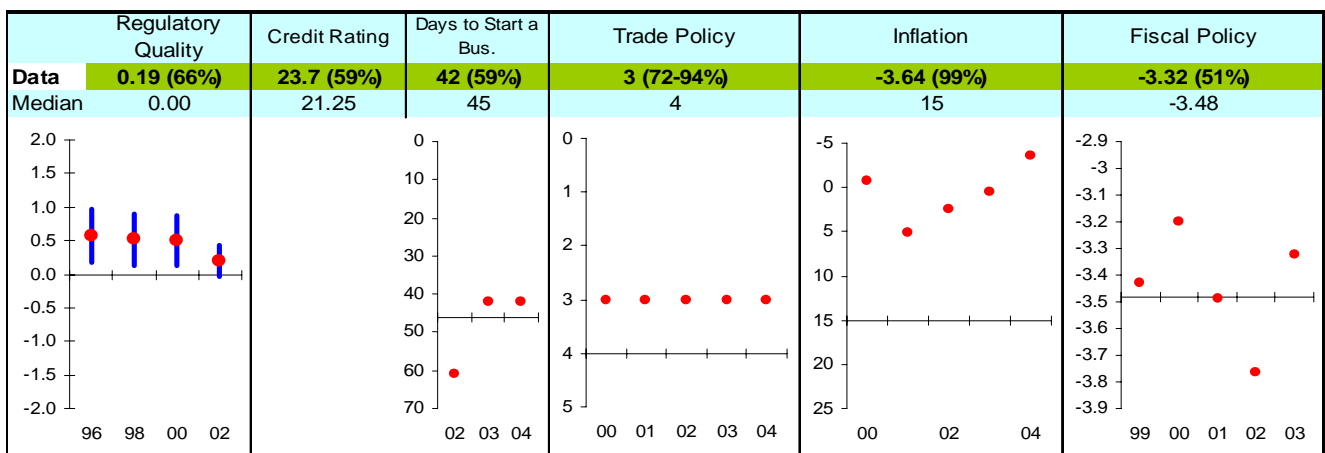
## Ruling Justly



## Investing in People



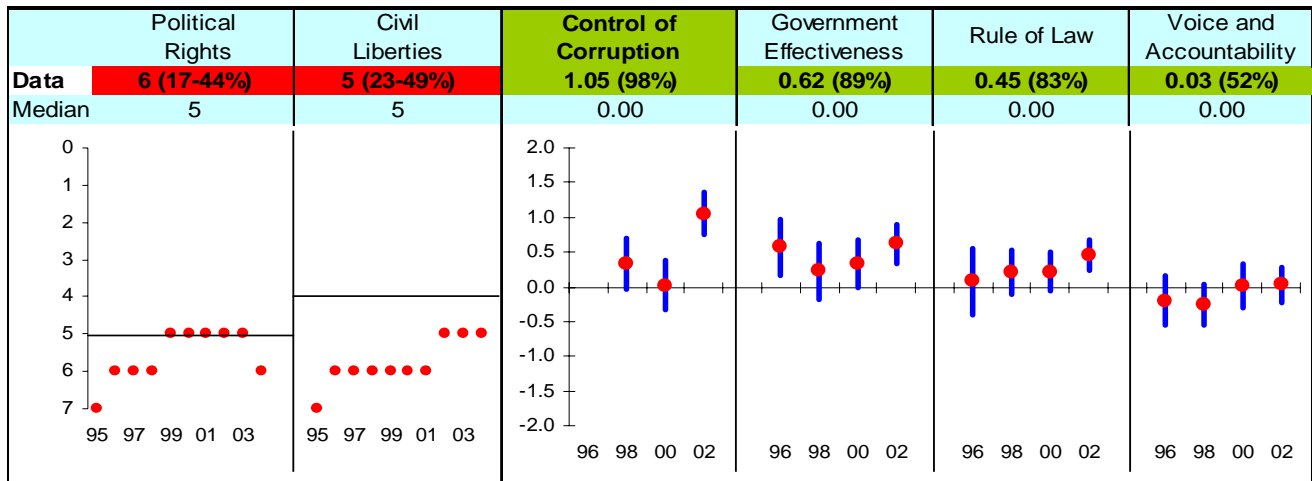
## Economic Freedom



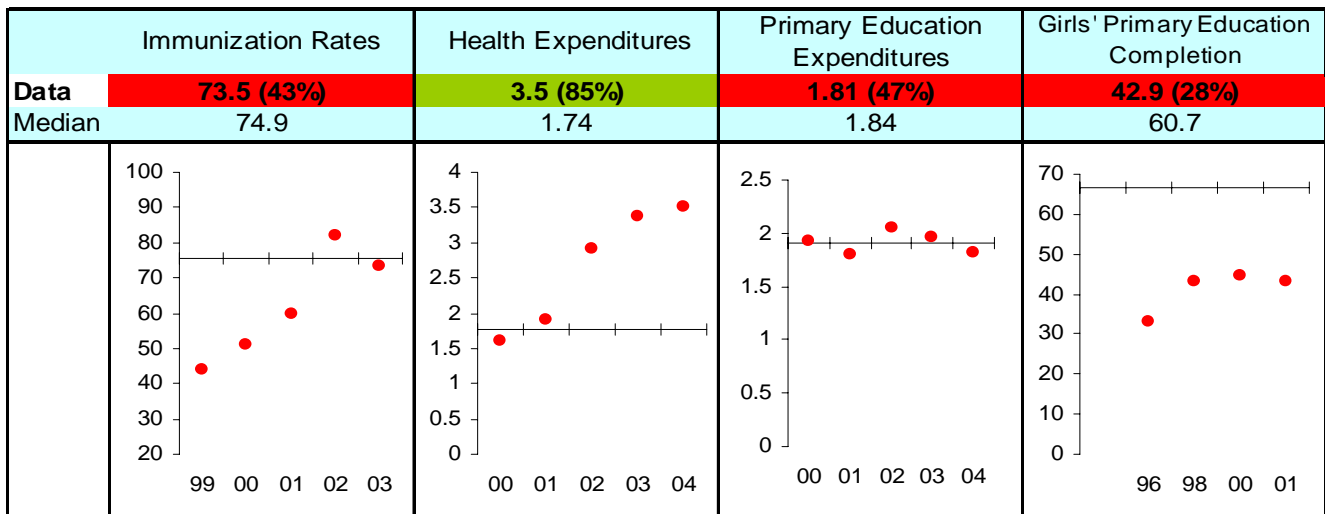
Note: The Board of the MCC will consider performance under these indicators plus qualitative and other materials in choosing countries eligible to submit compact proposals to MCC. The first number is the country's score and percentage in () is their ranking relative to other candidate countries (0% the worst, 50% the median, and 100% the best.) Graphs: higher is better, the horizontal-axis has been drawn through the median, the red dot is the data point, and the blue vertical bar is the standard error. Indicators highlighted in green are above the median as currently calculated and those in red are below. Medians may change as new data becomes available.

# Mauritania FY05

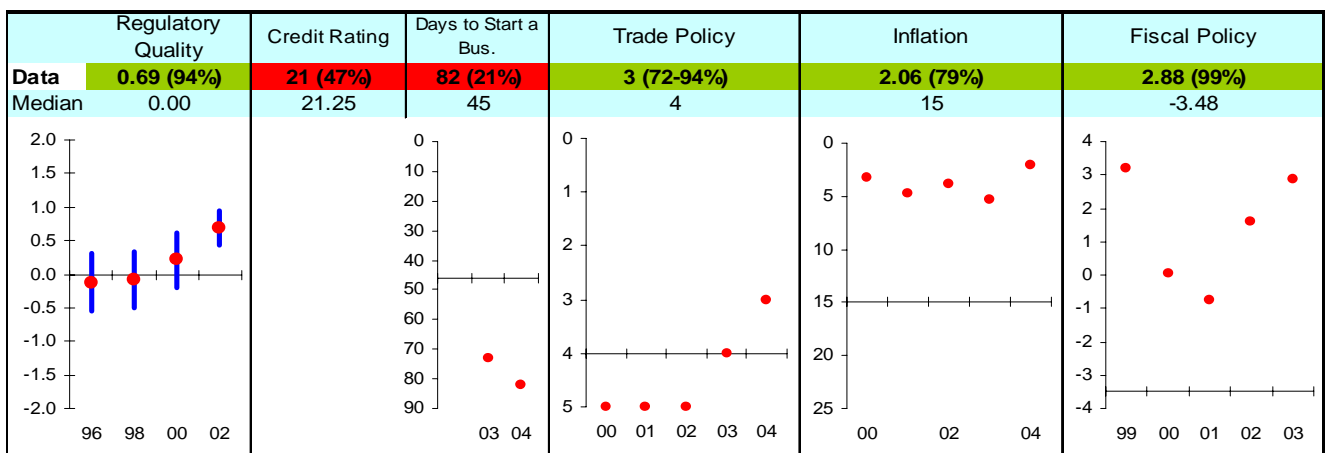
## Ruling Justly



## Investing in People



## Economic Freedom

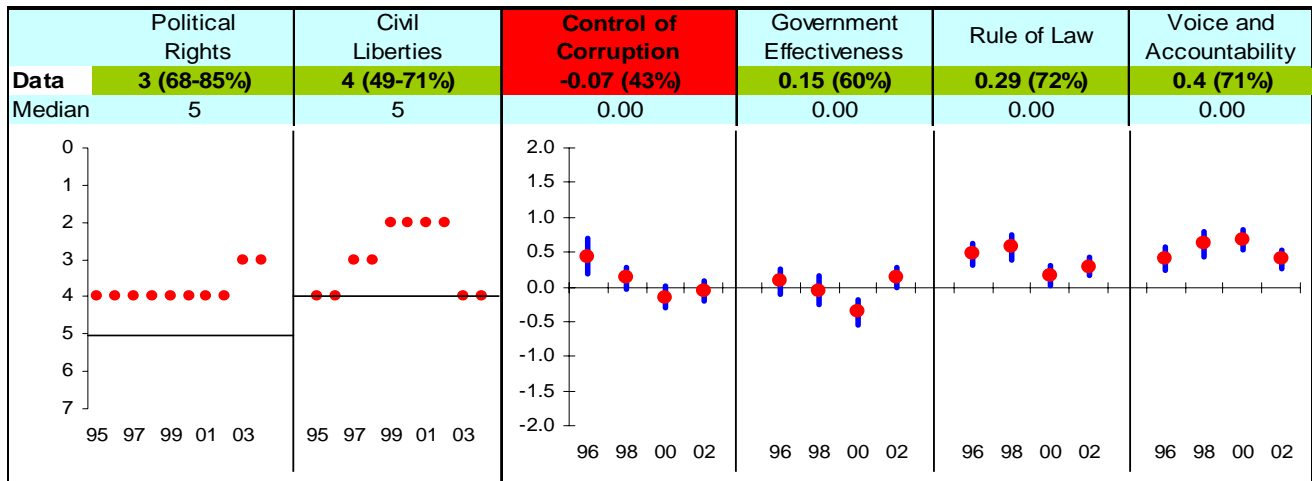


Note: The Board of the MCC will consider performance under these indicators plus qualitative and other materials in choosing countries eligible to submit compact proposals to MCC. The first number is the country's score and percentage in () is their ranking relative to other candidate countries (0% the worst, 50% the median, and 100% the best.) Graphs: higher is better, the horizontal-axis has been drawn through the median, the red dot is the data point, and the blue vertical bar is the standard error. Indicators highlighted in green are above the median as currently calculated and those in red are below. Medians may change as new data becomes available.

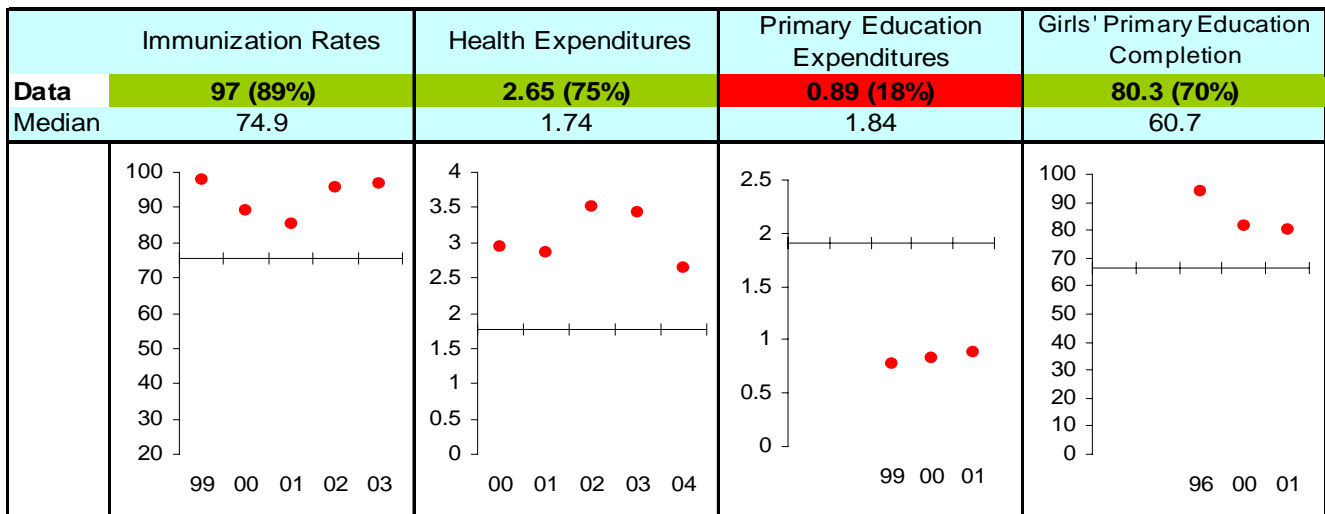


# Moldova FY05

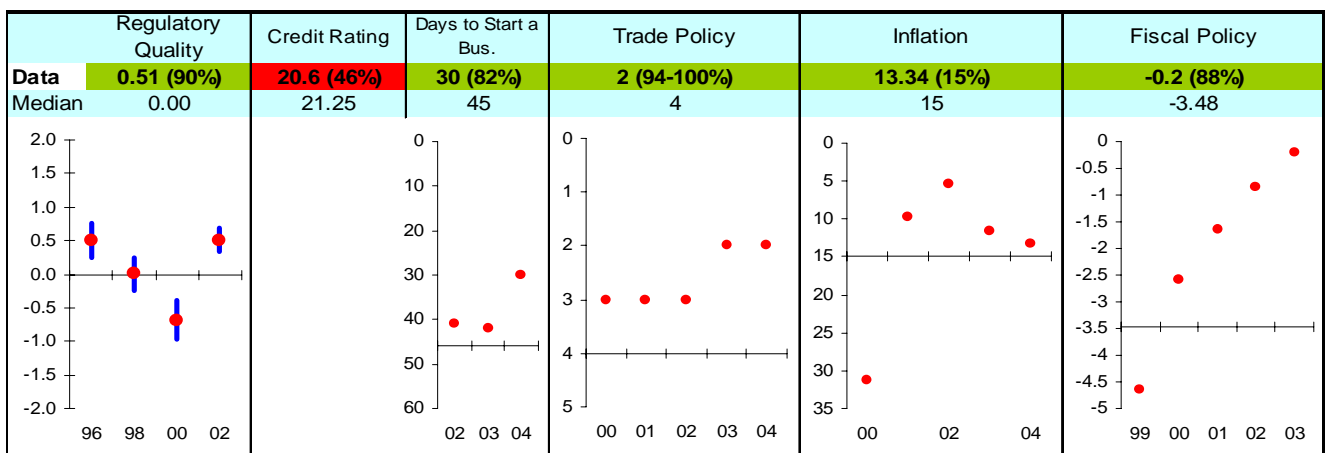
## Ruling Justly



## Investing in People



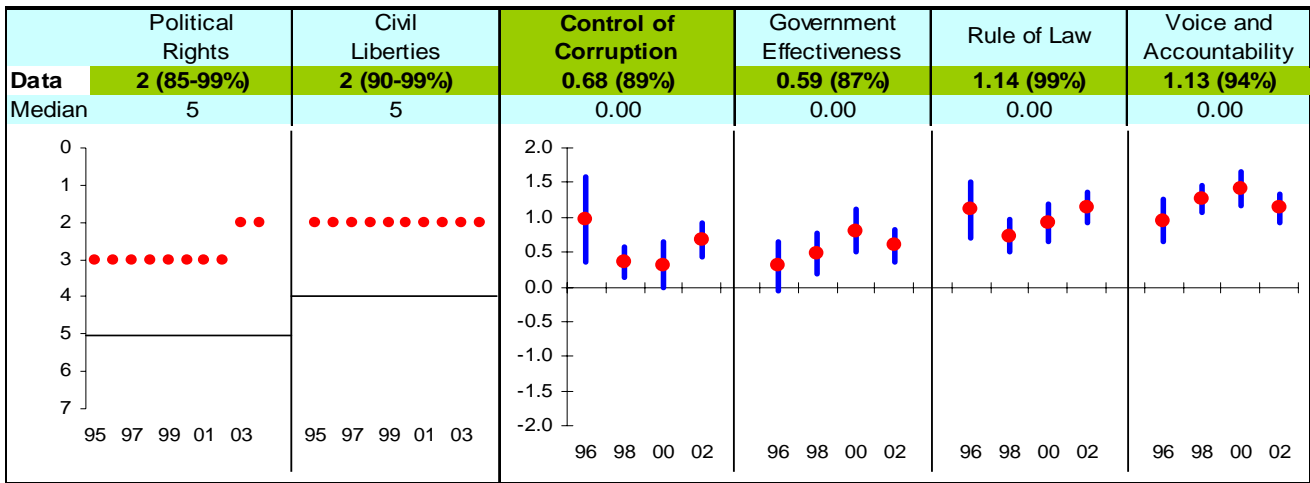
## Economic Freedom



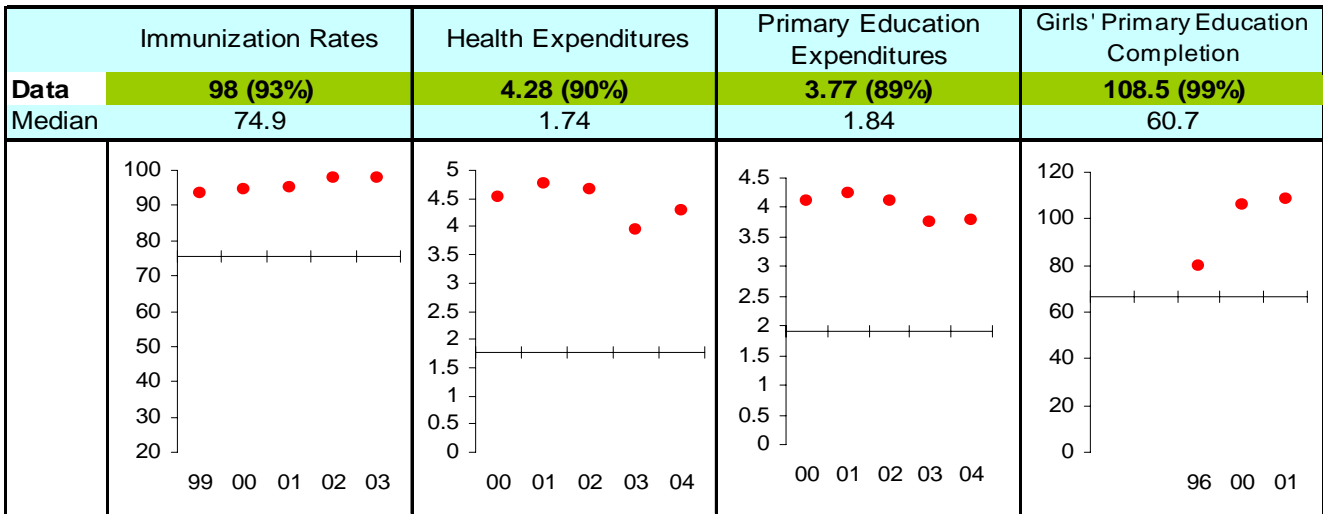
Note: The Board of the MCC will consider performance under these indicators plus qualitative and other materials in choosing countries eligible to submit compact proposals to MCC. The first number is the country's score and percentage in () is their ranking relative to other candidate countries (0% the worst, 50% the median, and 100% the best.) Graphs: higher is better, the horizontal-axis has been drawn through the median, the red dot is the data point, and the blue vertical bar is the standard error. Indicators highlighted in green are above the median as currently calculated and those in red are below. Medians may change as new data becomes available.

# Mongolia FY05

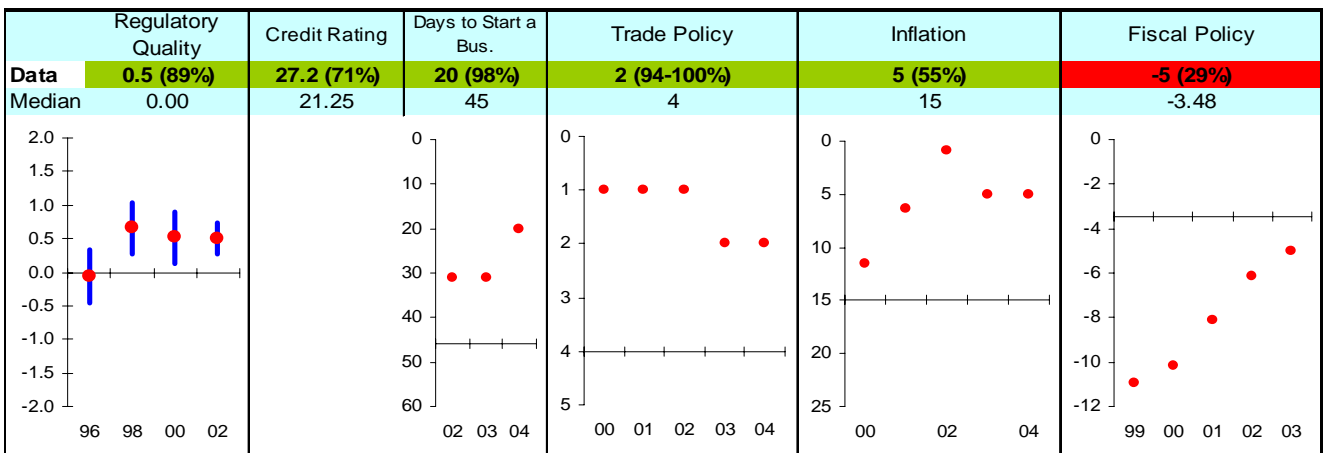
## Ruling Justly



## Investing in People



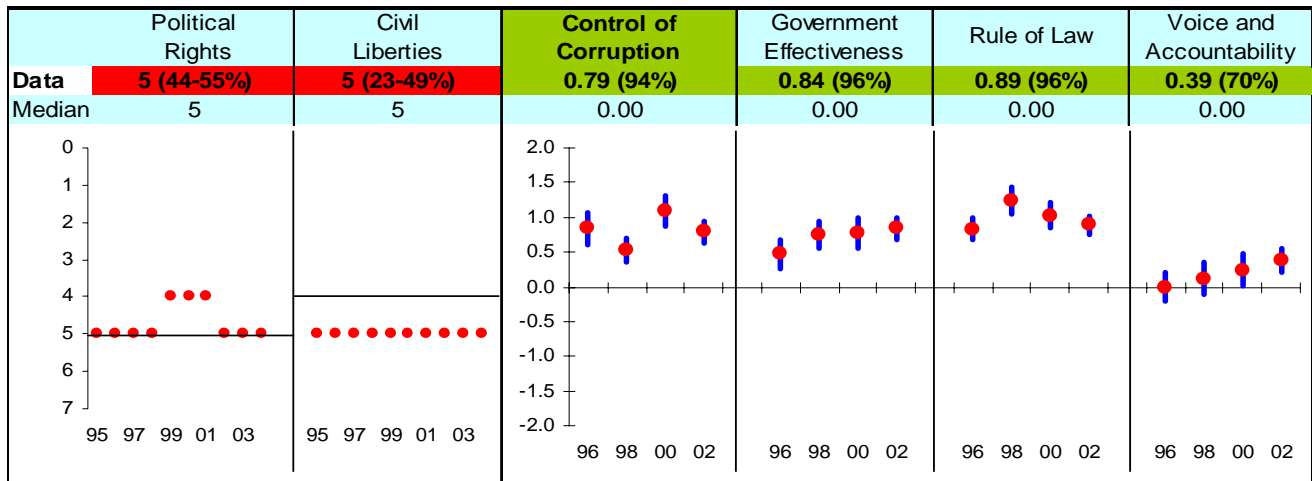
## Economic Freedom



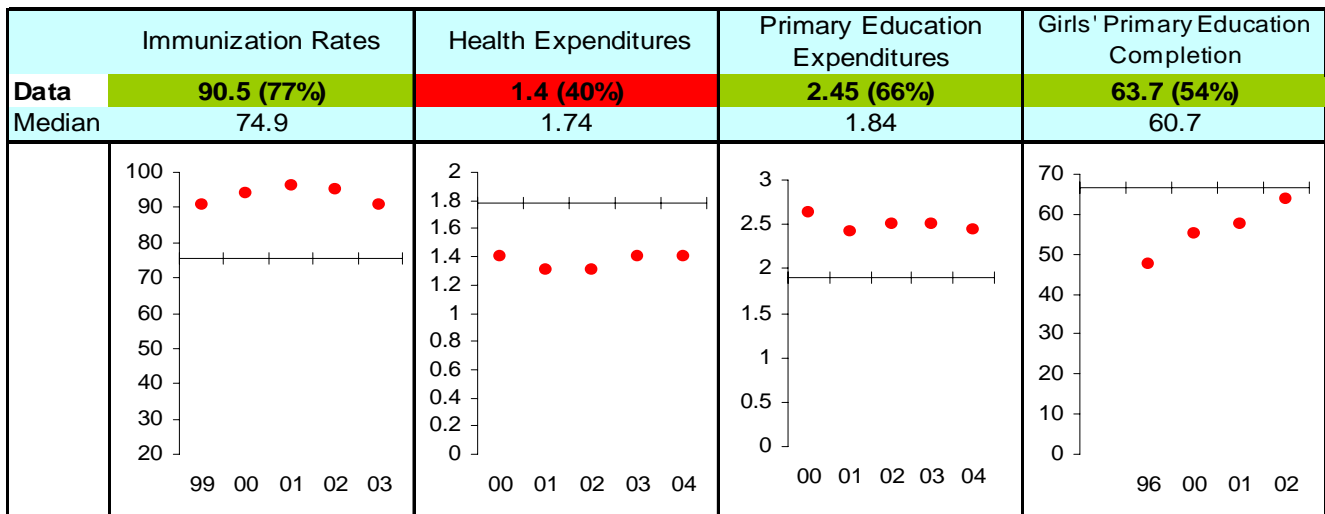
Note: The Board of the MCC will consider performance under these indicators plus qualitative and other materials in choosing countries eligible to submit compact proposals to MCC. The first number is the country's score and percentage in () is their ranking relative to other candidate countries (0% the worst, 50% the median, and 100% the best.) Graphs: higher is better, the horizontal-axis has been drawn through the median, the red dot is the data point, and the blue vertical bar is the standard error. Indicators highlighted in green are above the median as currently calculated and those in red are below. Medians may change as new data becomes available.

# Morocco FY05

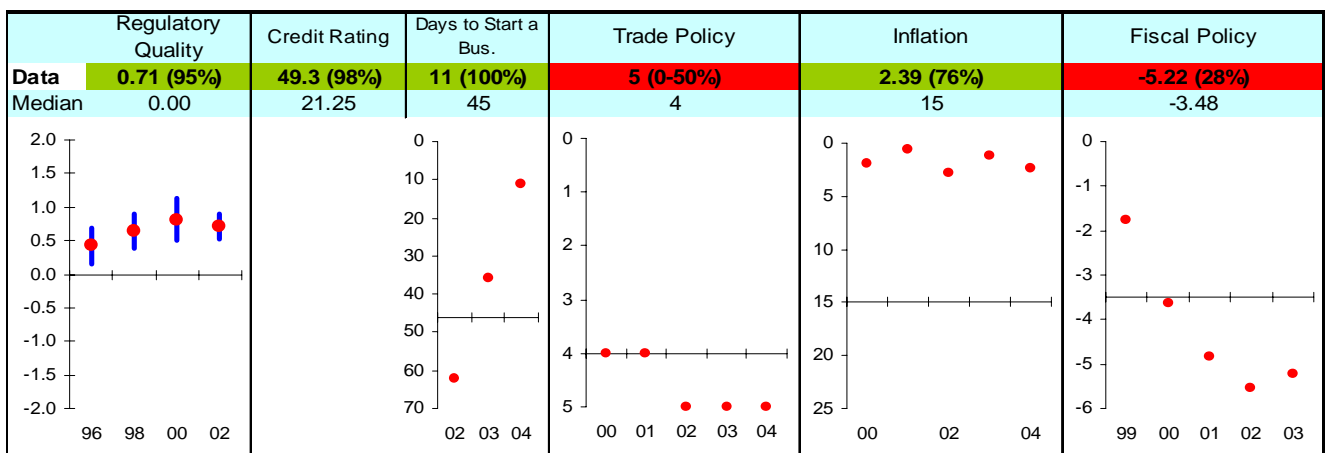
## Ruling Justly



## Investing in People



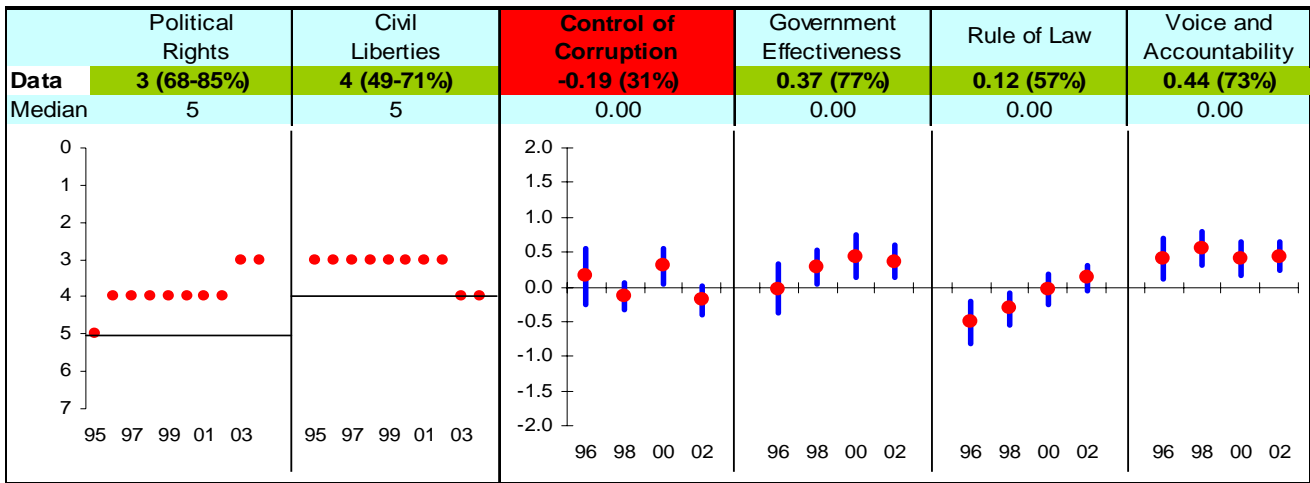
## Economic Freedom



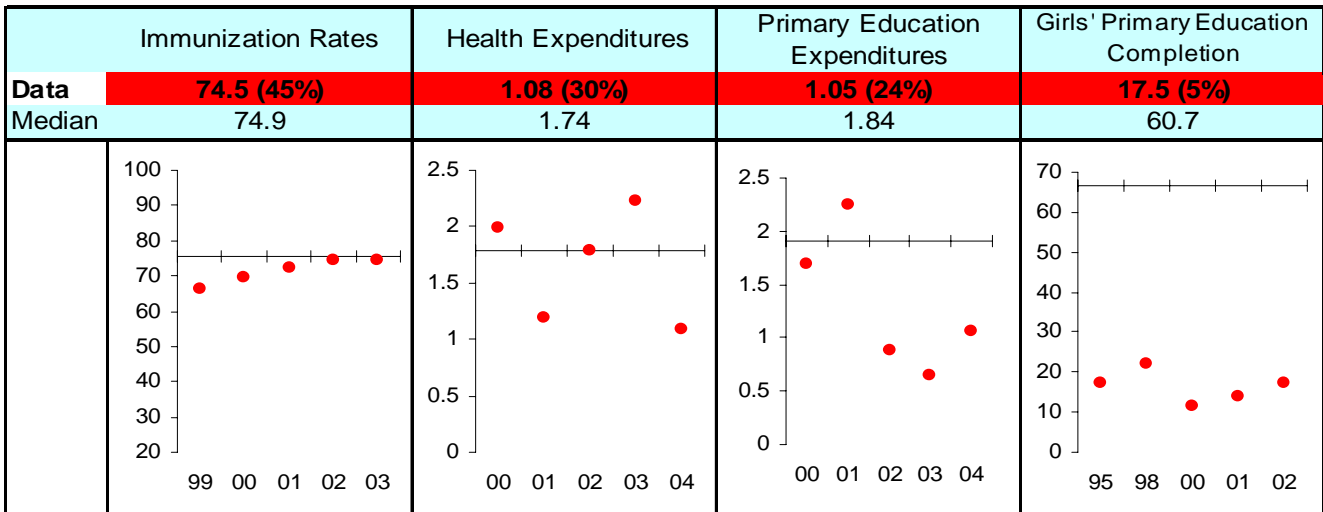
Note: The Board of the MCC will consider performance under these indicators plus qualitative and other materials in choosing countries eligible to submit compact proposals to MCC. The first number is the country's score and percentage in () is their ranking relative to other candidate countries (0% the worst, 50% the median, and 100% the best.) Graphs: higher is better, the horizontal-axis has been drawn through the median, the red dot is the data point, and the blue vertical bar is the standard error. Indicators highlighted in green are above the median as currently calculated and those in red are below. Medians may change as new data becomes available.

# Mozambique FY05

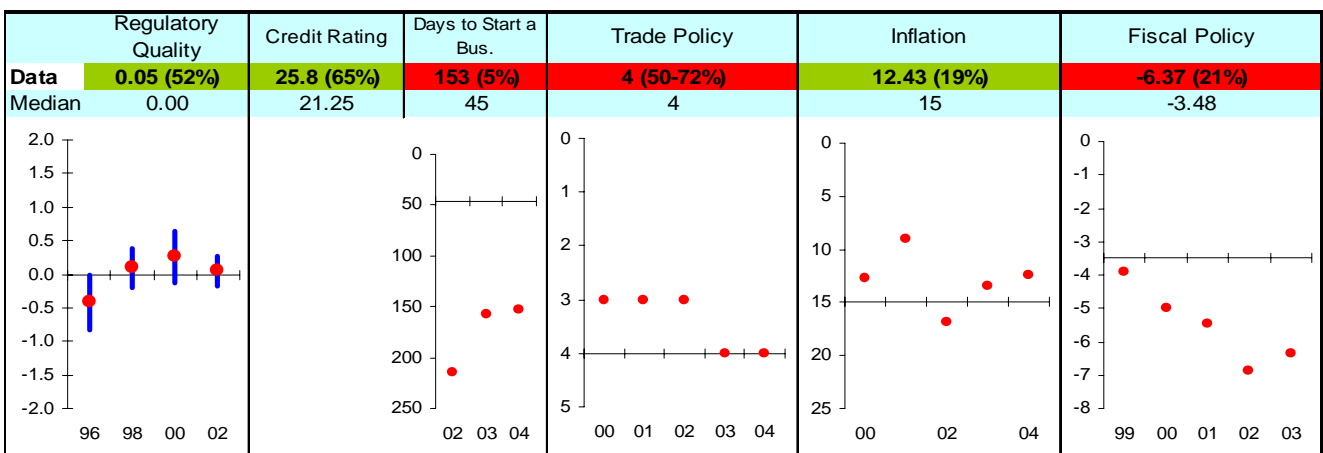
## Ruling Justly



## Investing in People



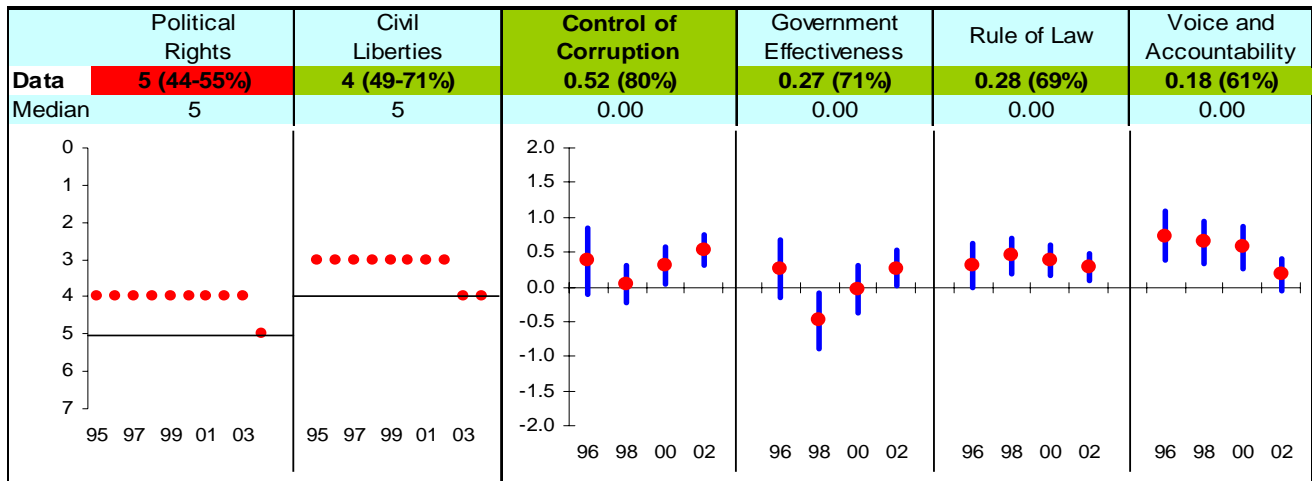
## Economic Freedom



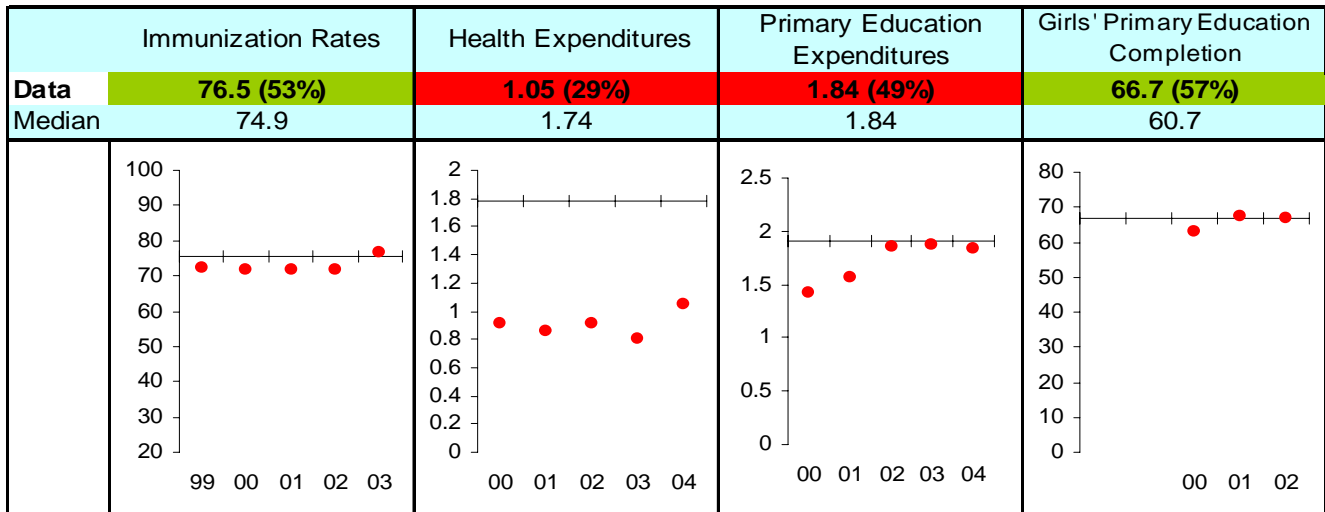
Note: The Board of the MCC will consider performance under these indicators plus qualitative and other materials in choosing countries eligible to submit compact proposals to MCC. The first number is the country's score and percentage in () is their ranking relative to other candidate countries (0% the worst, 50% the median, and 100% the best.) Graphs: higher is better, the horizontal-axis has been drawn through the median, the red dot is the data point, and the blue vertical bar is the standard error. Indicators highlighted in green are above the median as currently calculated and those in red are below. Medians may change as new data becomes available.

# Nepal FY05

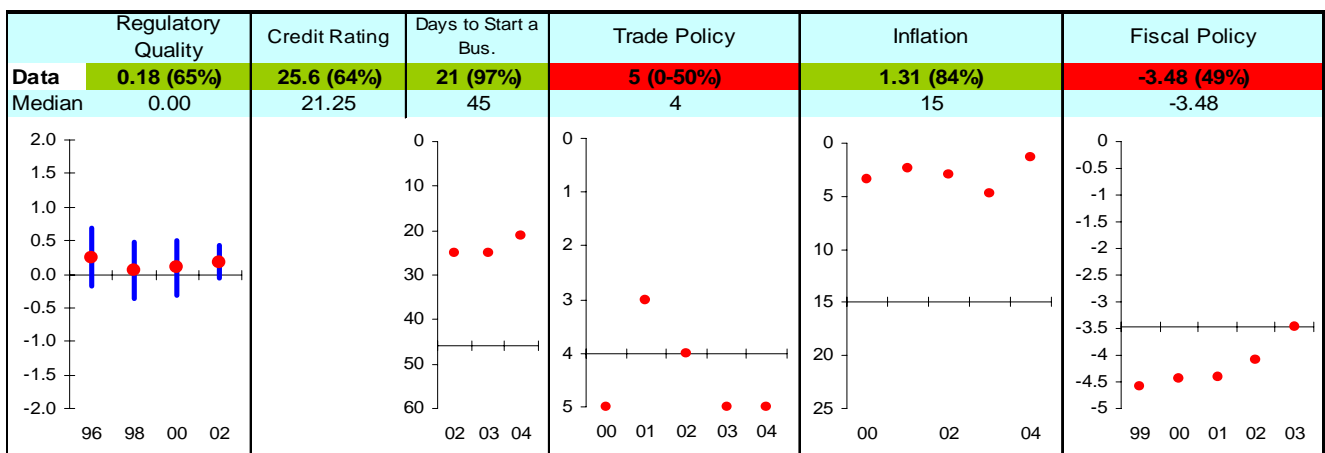
## Ruling Justly



## Investing in People



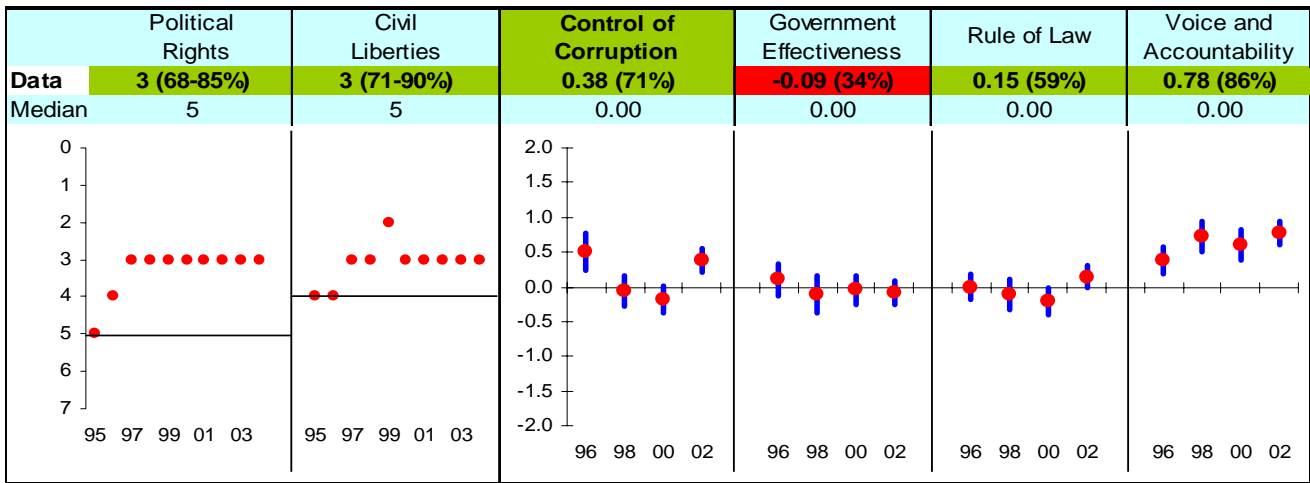
## Economic Freedom



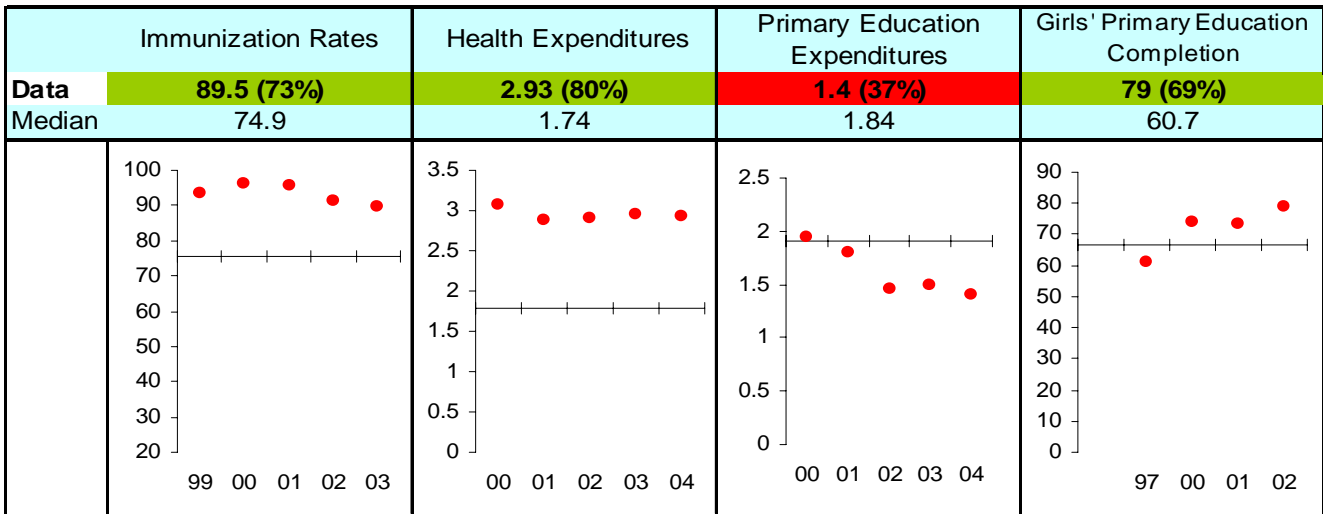
Note: The Board of the MCC will consider performance under these indicators plus qualitative and other materials in choosing countries eligible to submit compact proposals to MCC. The first number is the country's score and percentage in () is their ranking relative to other candidate countries (0% the worst, 50% the median, and 100% the best.) Graphs: higher is better, the horizontal-axis has been drawn through the median, the red dot is the data point, and the blue vertical bar is the standard error. Indicators highlighted in green are above the median as currently calculated and those in red are below. Medians may change as new data becomes available.

# Nicaragua FY05

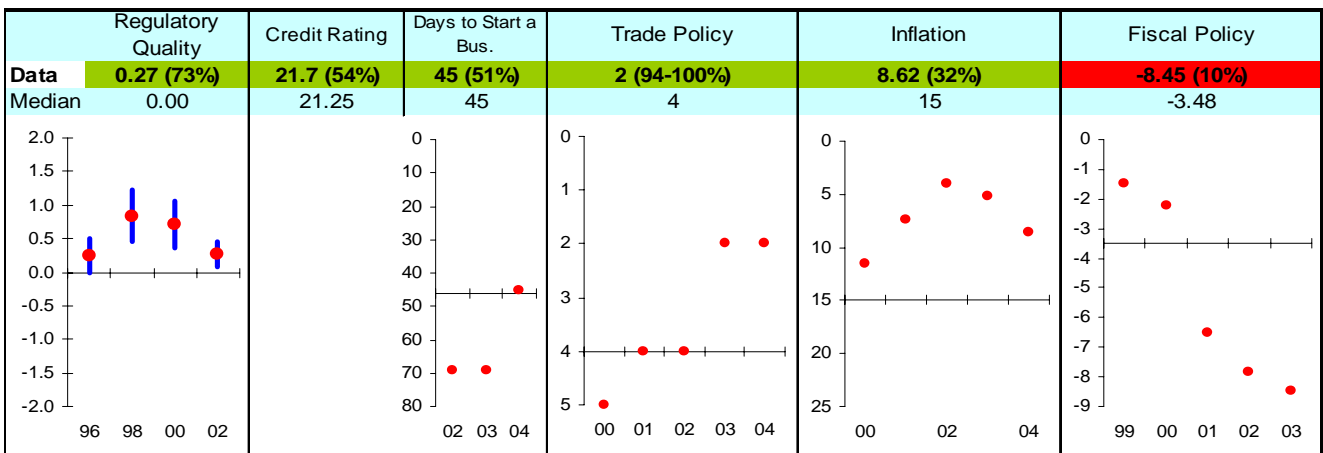
## Ruling Justly



## Investing in People



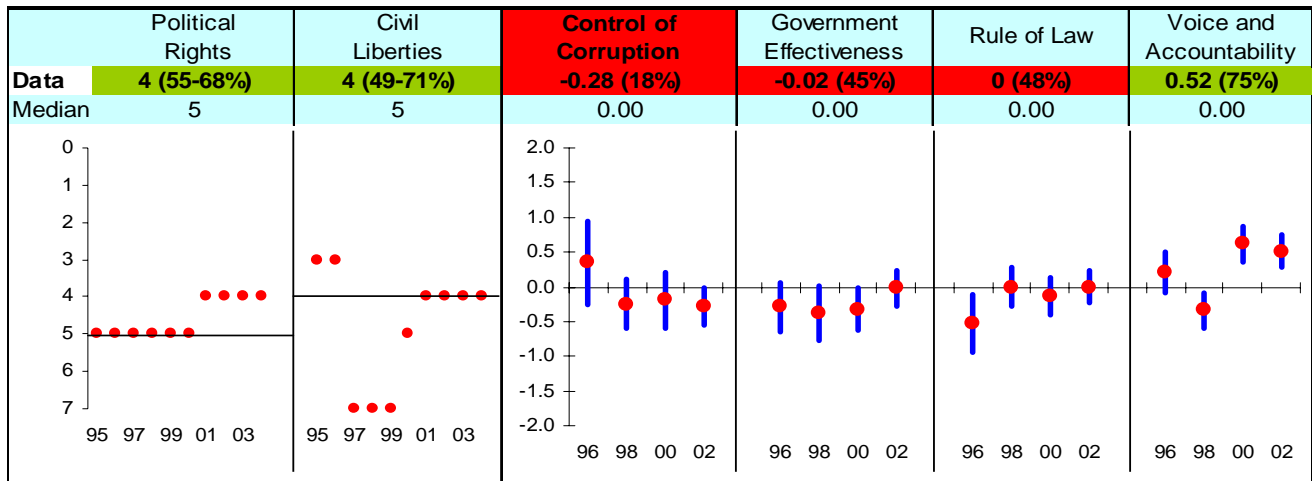
## Economic Freedom



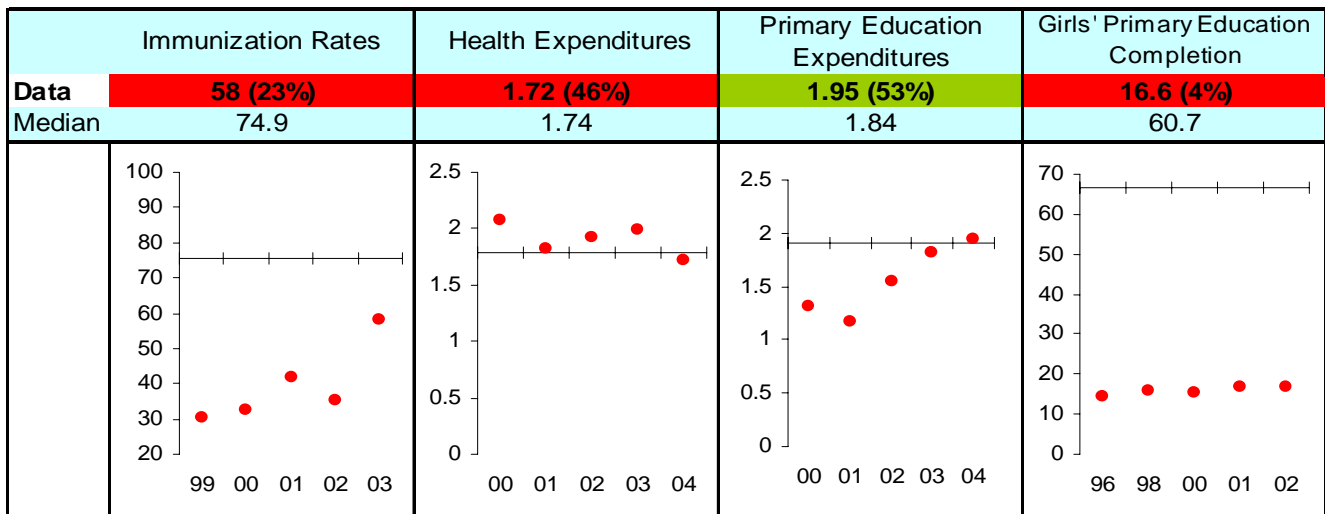
Note: The Board of the MCC will consider performance under these indicators plus qualitative and other materials in choosing countries eligible to submit compact proposals to MCC. The first number is the country's score and percentage in () is their ranking relative to other candidate countries (0% the worst, 50% the median, and 100% the best.) Graphs: higher is better, the horizontal-axis has been drawn through the median, the red dot is the data point, and the blue vertical bar is the standard error. Indicators highlighted in green are above the median as currently calculated and those in red are below. Medians may change as new data becomes available.

# Niger FY05

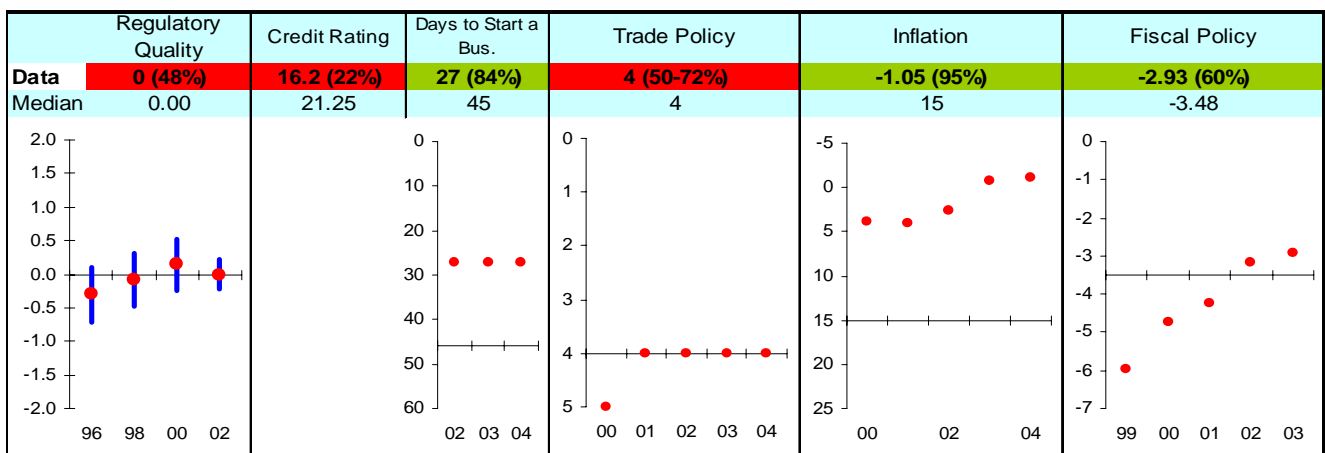
## Ruling Justly



## Investing in People



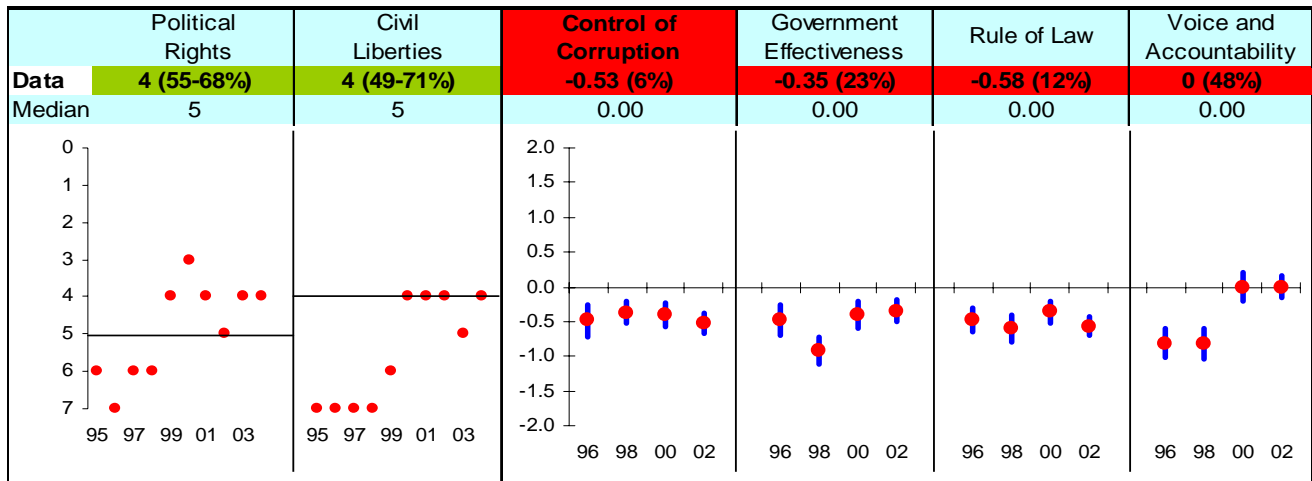
## Economic Freedom



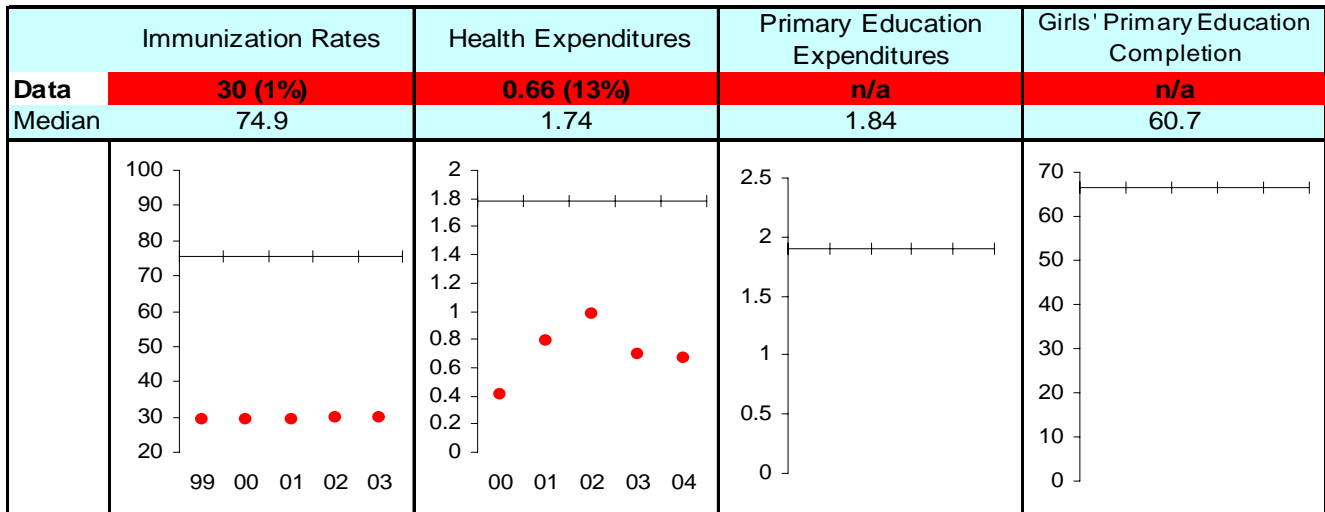
Note: The Board of the MCC will consider performance under these indicators plus qualitative and other materials in choosing countries eligible to submit compact proposals to MCC. The first number is the country's score and percentage in () is their ranking relative to other candidate countries (0% the worst, 50% the median, and 100% the best.) Graphs: higher is better, the horizontal-axis has been drawn through the median, the red dot is the data point, and the blue vertical bar is the standard error. Indicators highlighted in green are above the median as currently calculated and those in red are below. Medians may change as new data becomes available.

# Nigeria FY05

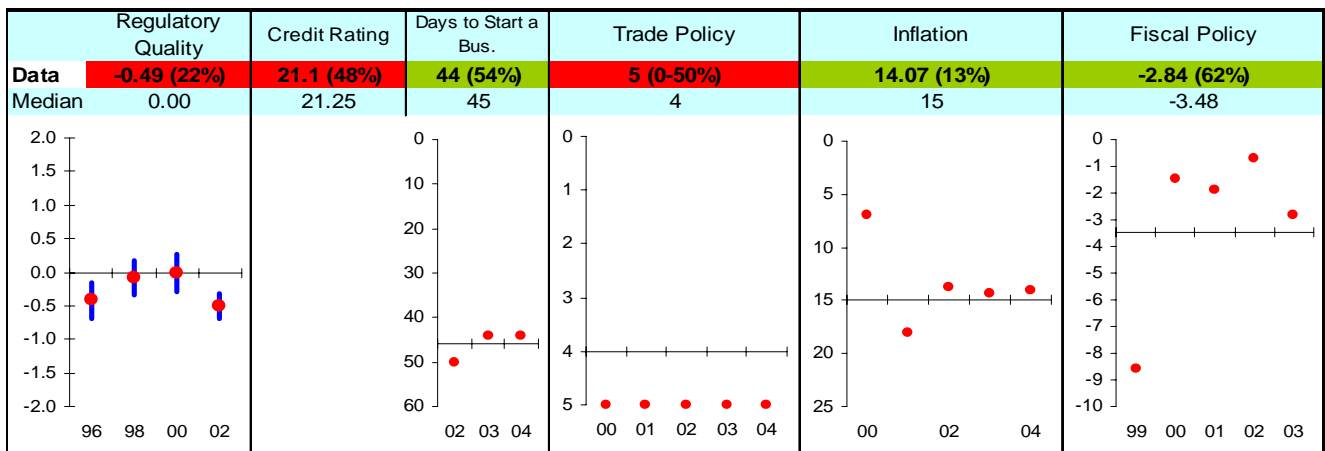
## Ruling Justly



## Investing in People



## Economic Freedom

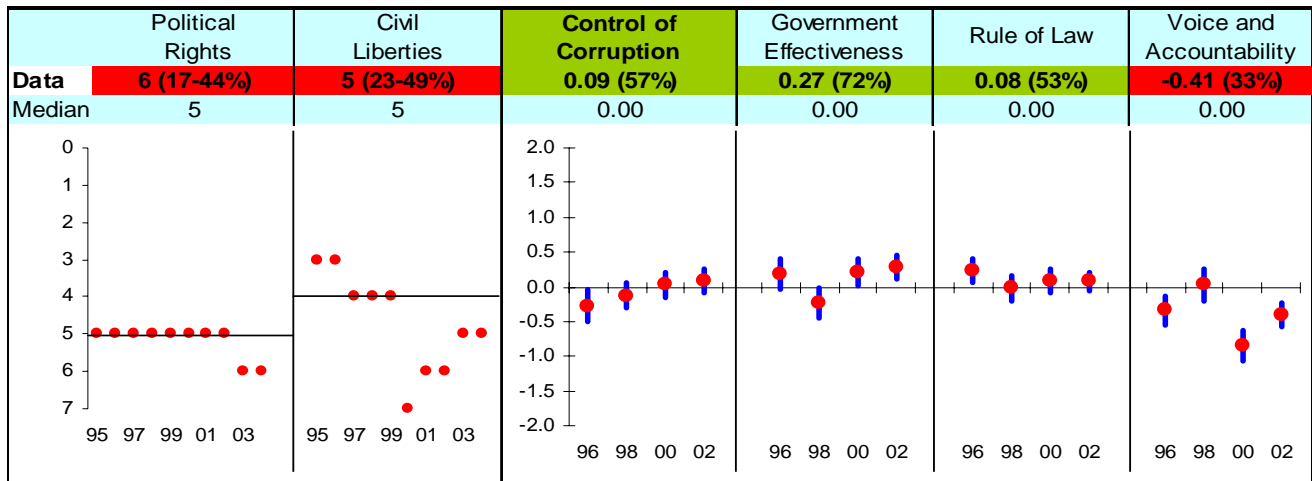


Note: The Board of the MCC will consider performance under these indicators plus qualitative and other materials in choosing countries eligible to submit compact proposals to MCC. The first number is the country's score and percentage in () is their ranking relative to other candidate countries (0% the worst, 50% the median, and 100% the best.) Graphs: higher is better, the horizontal-axis has been drawn through the median, the red dot is the data point, and the blue vertical bar is the standard error. Indicators highlighted in green are above the median as currently calculated and those in red are below. Medians may change as new data becomes available.

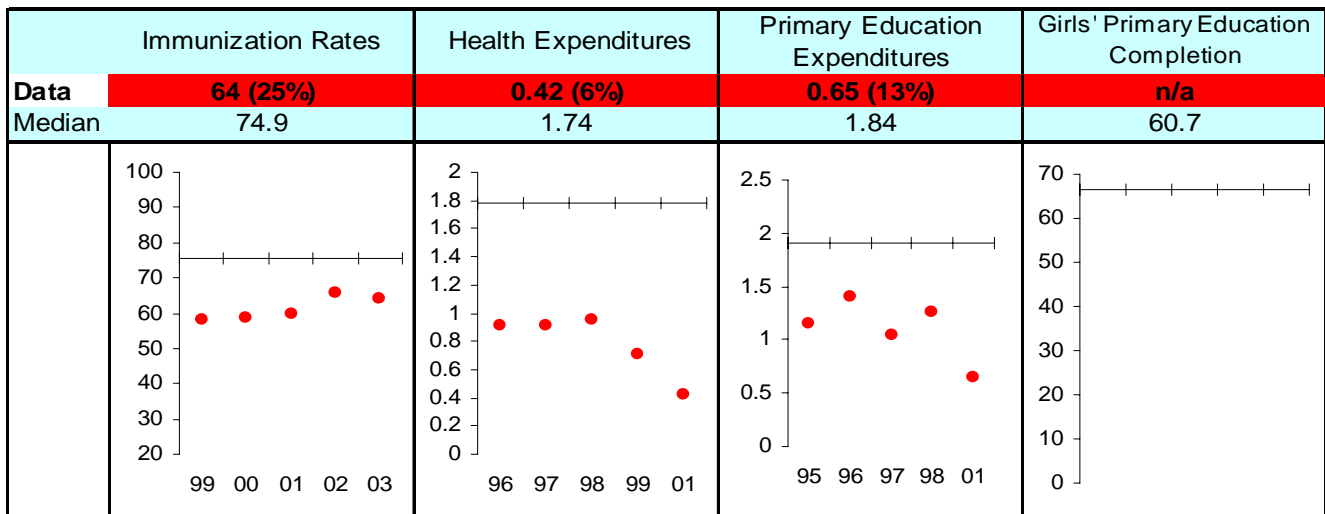


# Pakistan FY05

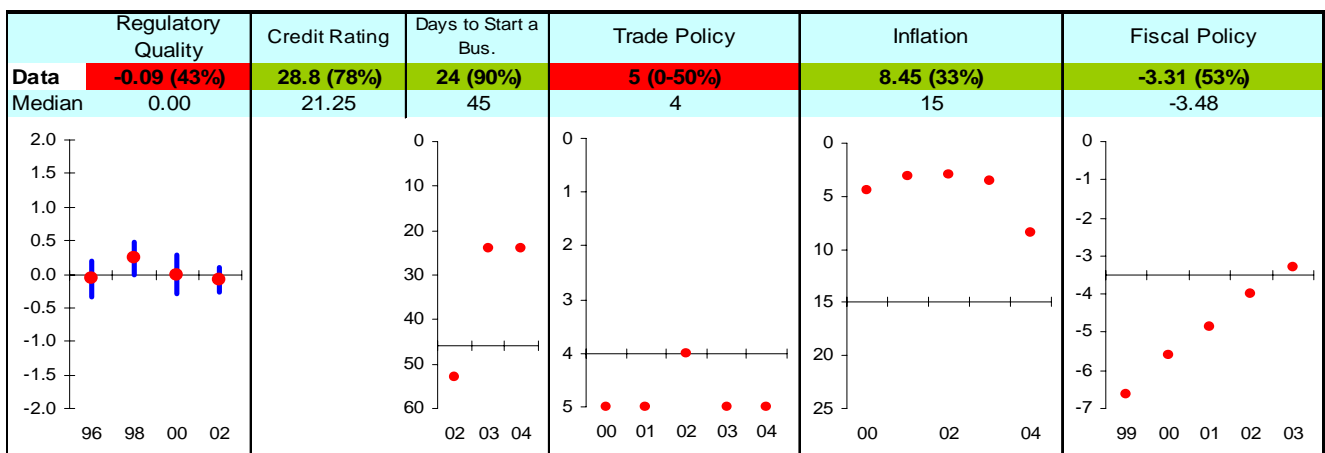
## Ruling Justly



## Investing in People



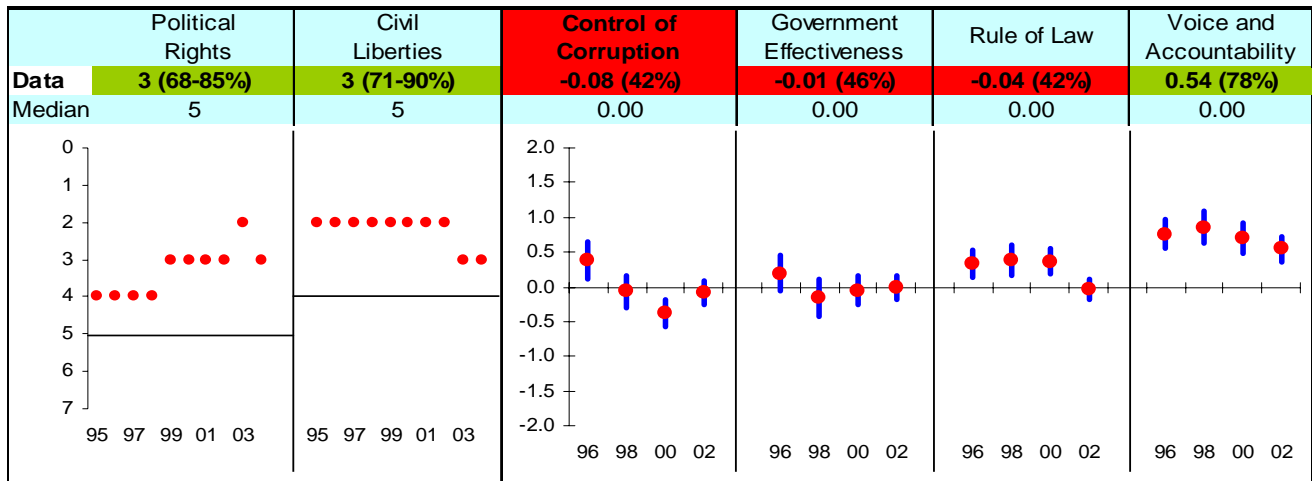
## Economic Freedom



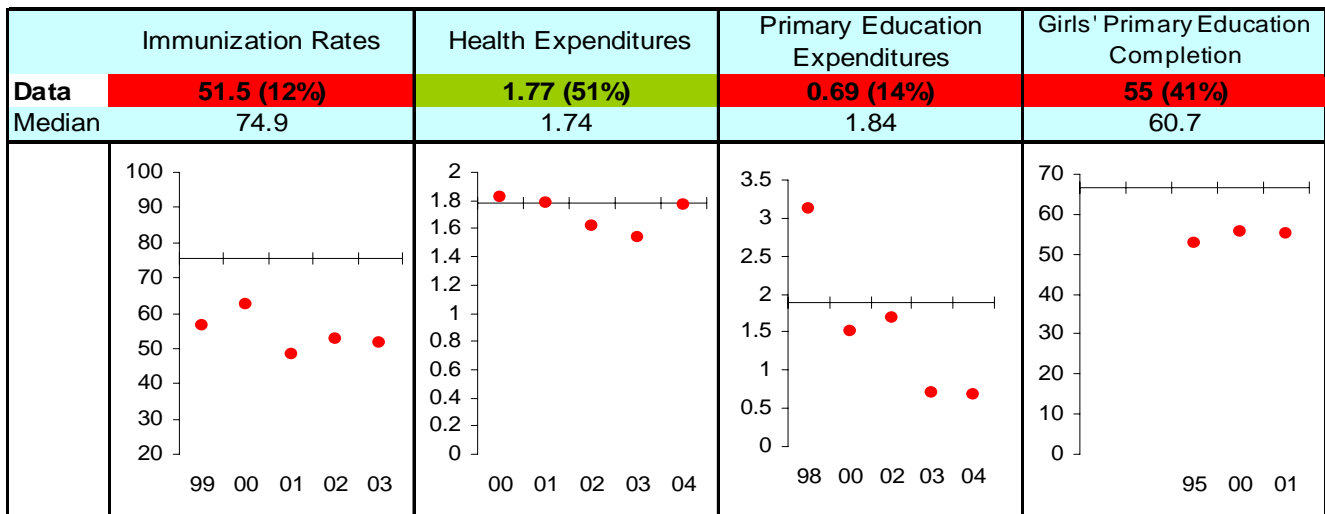
Note: The Board of the MCC will consider performance under these indicators plus qualitative and other materials in choosing countries eligible to submit compact proposals to MCC. The first number is the country's score and percentage in () is their ranking relative to other candidate countries (0% the worst, 50% the median, and 100% the best.) Graphs: higher is better, the horizontal-axis has been drawn through the median, the red dot is the data point, and the blue vertical bar is the standard error. Indicators highlighted in green are above the median as currently calculated and those in red are below. Medians may change as new data becomes available.

# Papua New Guinea FY05

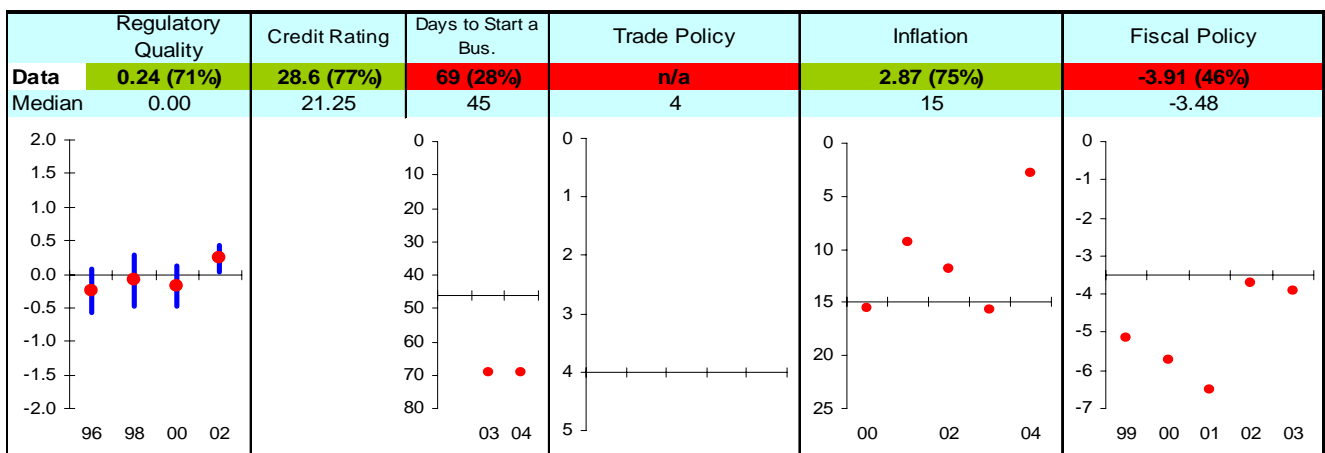
## Ruling Justly



## Investing in People



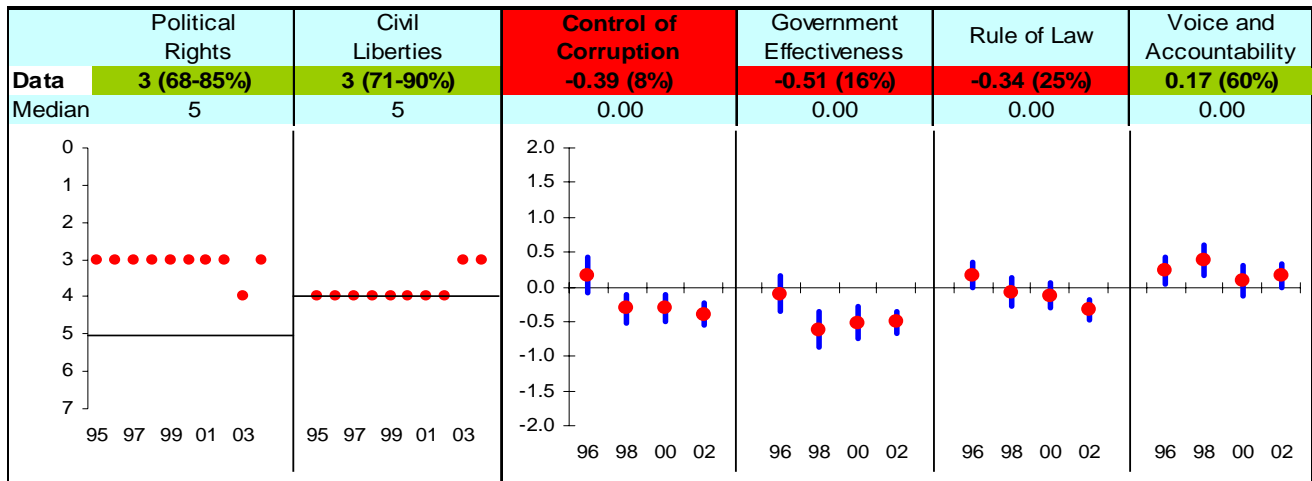
## Economic Freedom



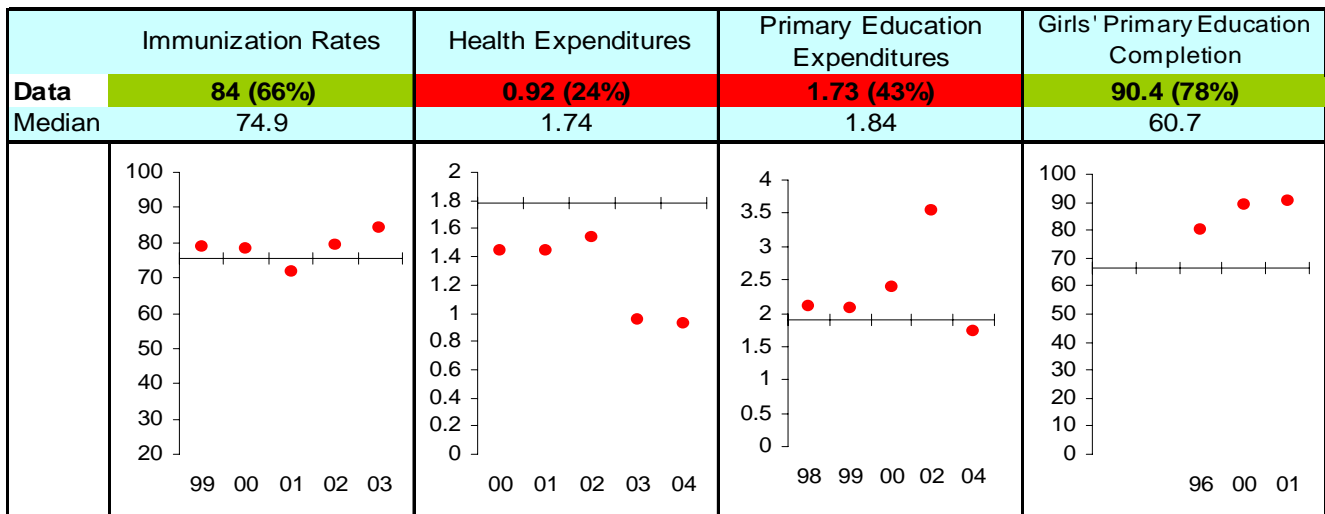
Note: The Board of the MCC will consider performance under these indicators plus qualitative and other materials in choosing countries eligible to submit compact proposals to MCC. The first number is the country's score and percentage in () is their ranking relative to other candidate countries (0% the worst, 50% the median, and 100% the best.) Graphs: higher is better, the horizontal-axis has been drawn through the median, the red dot is the data point, and the blue vertical bar is the standard error. Indicators highlighted in green are above the median as currently calculated and those in red are below. Medians may change as new data becomes available.

# Paraguay FY05

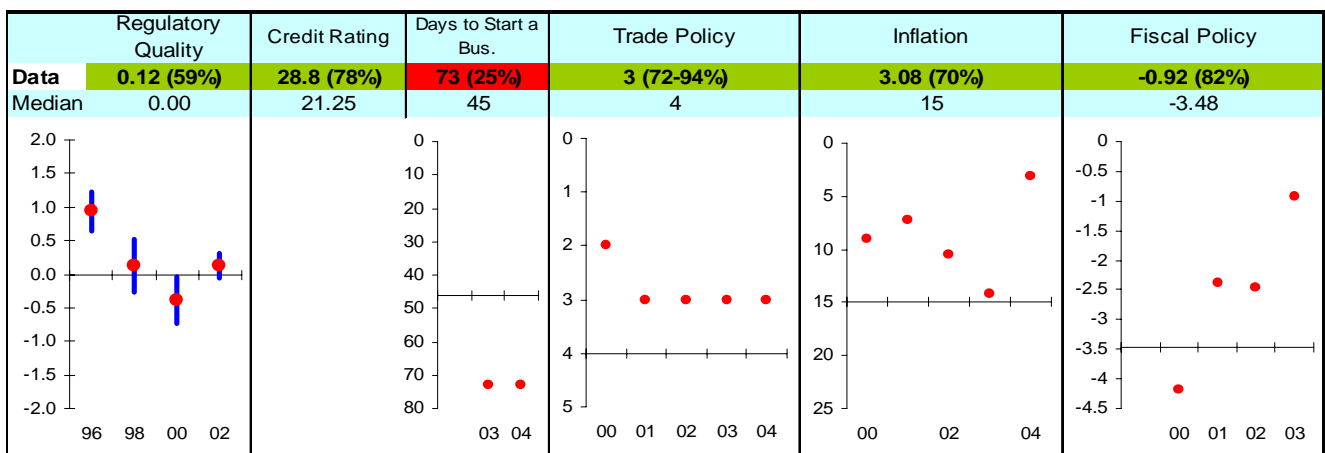
## Ruling Justly



## Investing in People



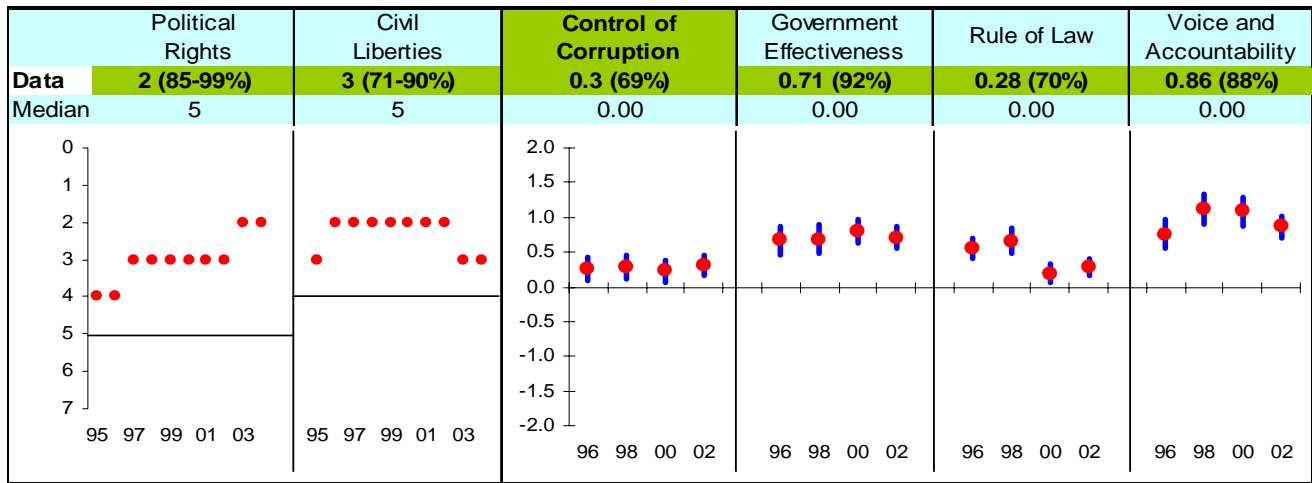
## Economic Freedom



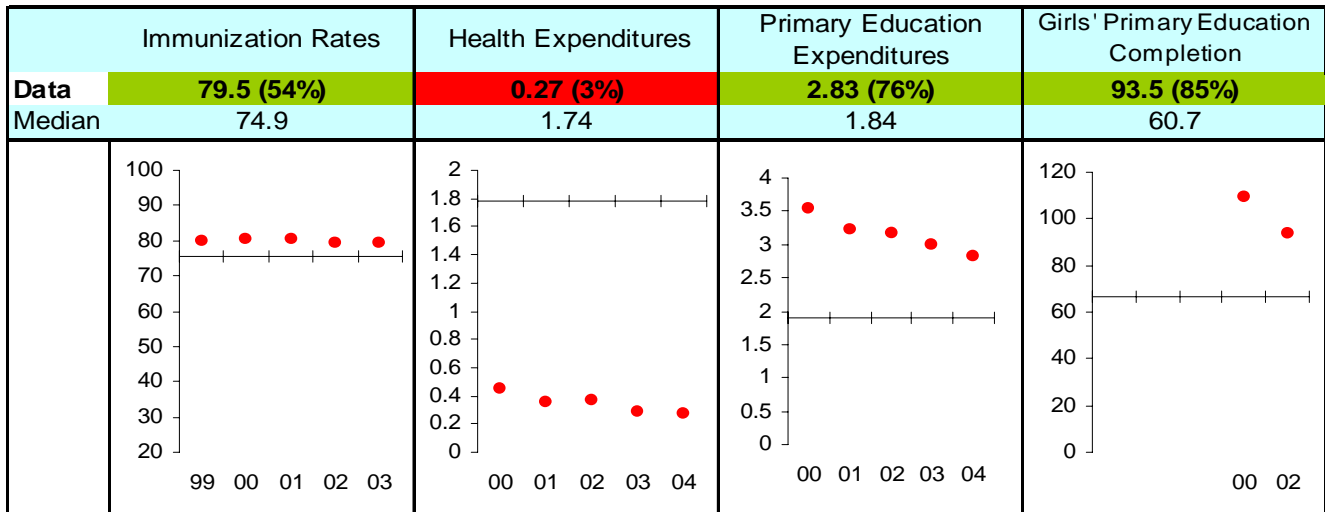
Note: The Board of the MCC will consider performance under these indicators plus qualitative and other materials in choosing countries eligible to submit compact proposals to MCC. The first number is the country's score and percentage in () is their ranking relative to other candidate countries (0% the worst, 50% the median, and 100% the best.) Graphs: higher is better, the horizontal-axis has been drawn through the median, the red dot is the data point, and the blue vertical bar is the standard error. Indicators highlighted in green are above the median as currently calculated and those in red are below. Medians may change as new data becomes available.

# Philippines FY05

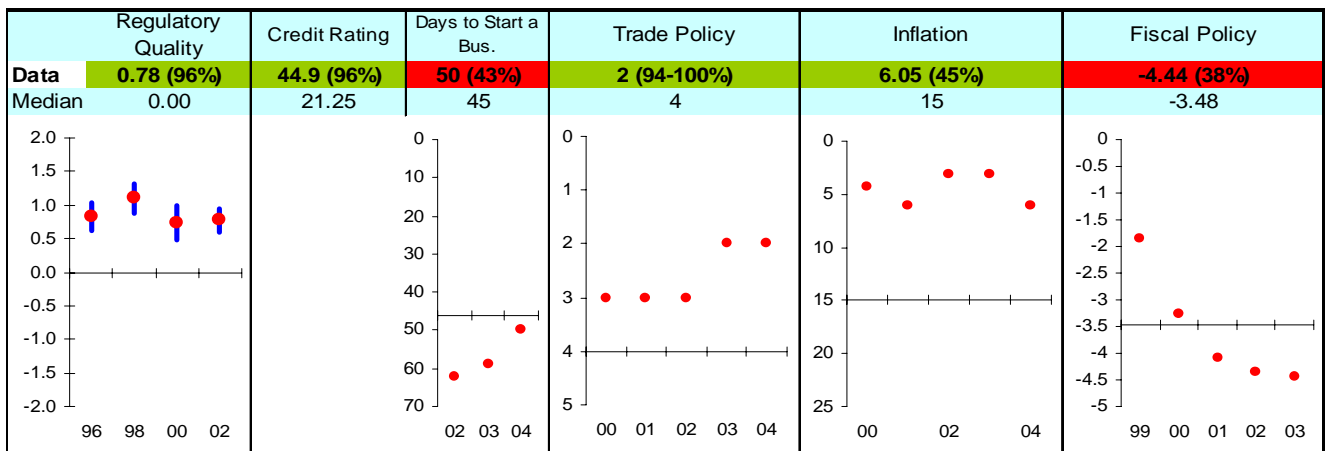
## Ruling Justly



## Investing in People



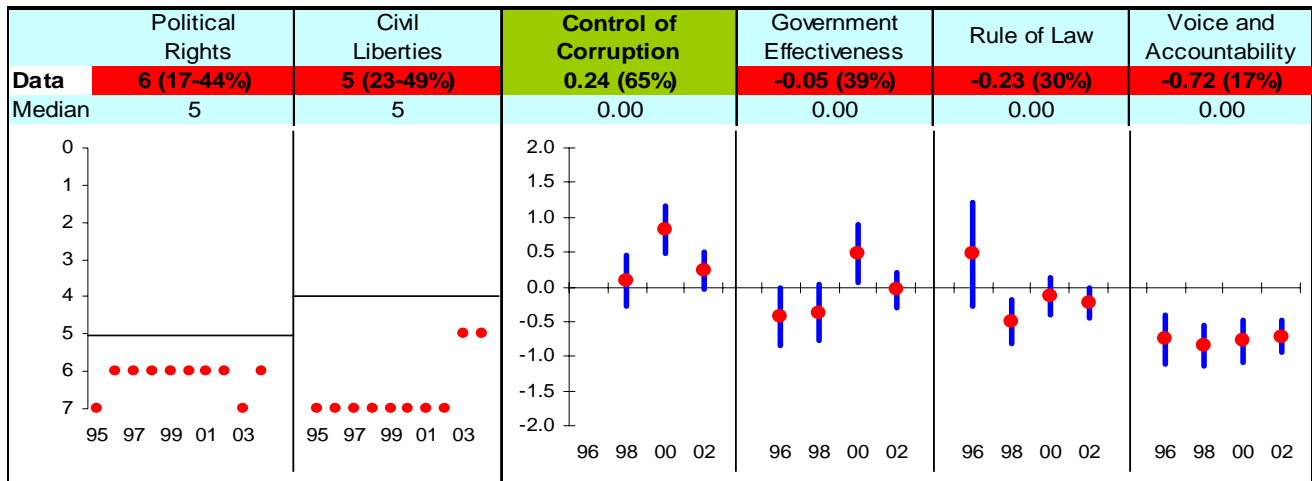
## Economic Freedom



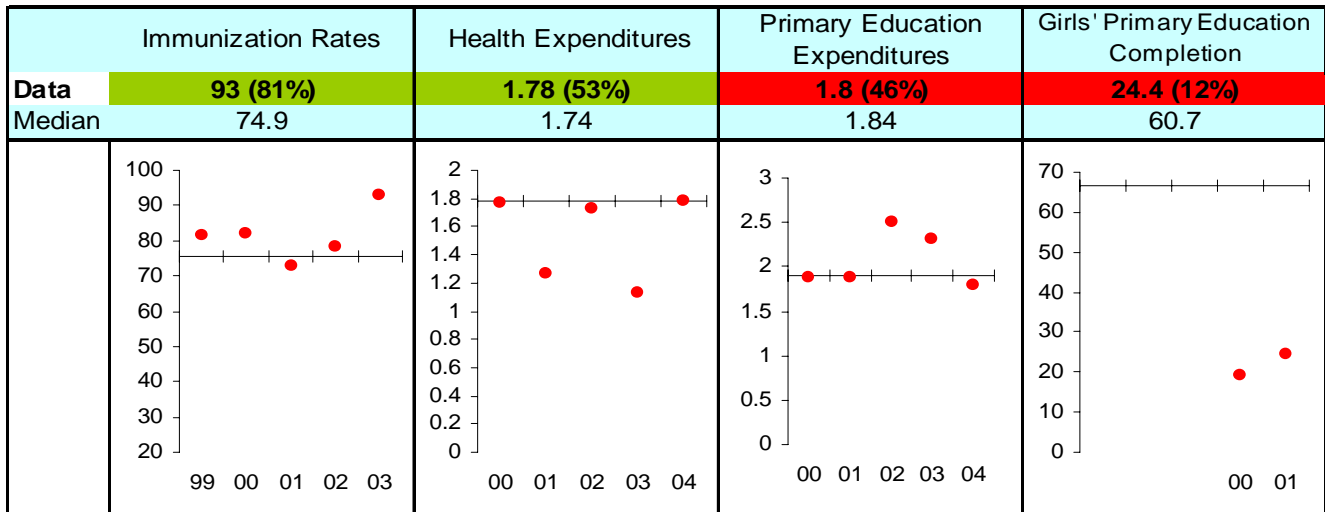
Note: The Board of the MCC will consider performance under these indicators plus qualitative and other materials in choosing countries eligible to submit compact proposals to MCC. The first number is the country's score and percentage in () is their ranking relative to other candidate countries (0% the worst, 50% the median, and 100% the best.) Graphs: higher is better, the horizontal-axis has been drawn through the median, the red dot is the data point, and the blue vertical bar is the standard error. Indicators highlighted in green are above the median as currently calculated and those in red are below. Medians may change as new data becomes available.

# Rwanda FY05

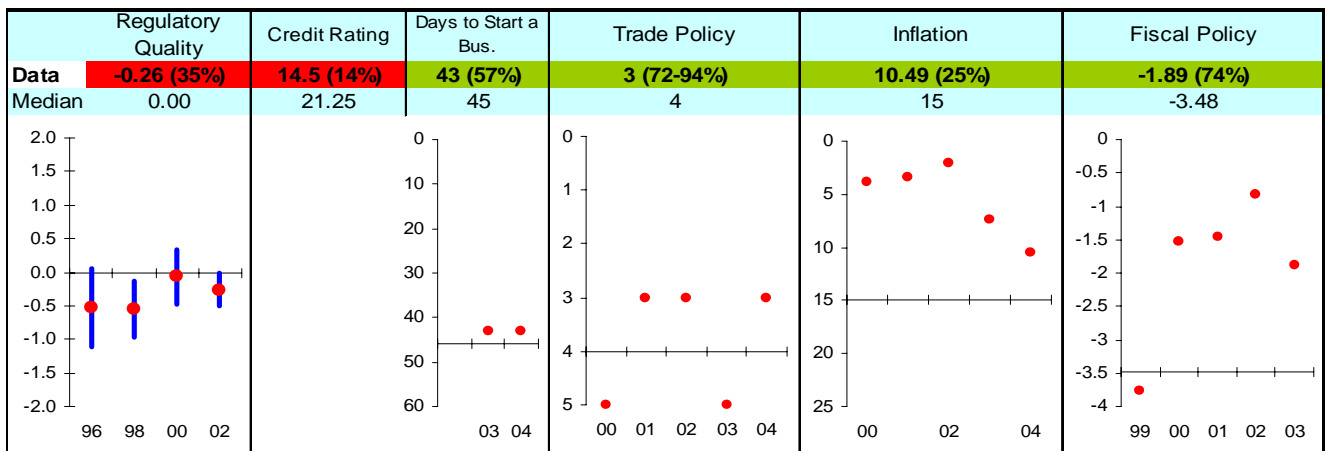
## Ruling Justly



## Investing in People



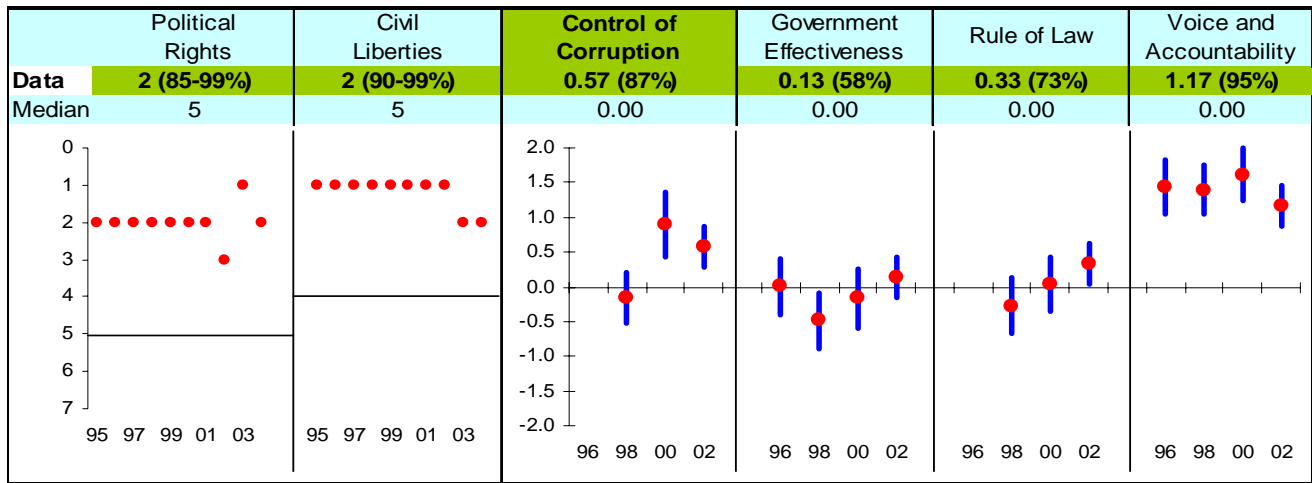
## Economic Freedom



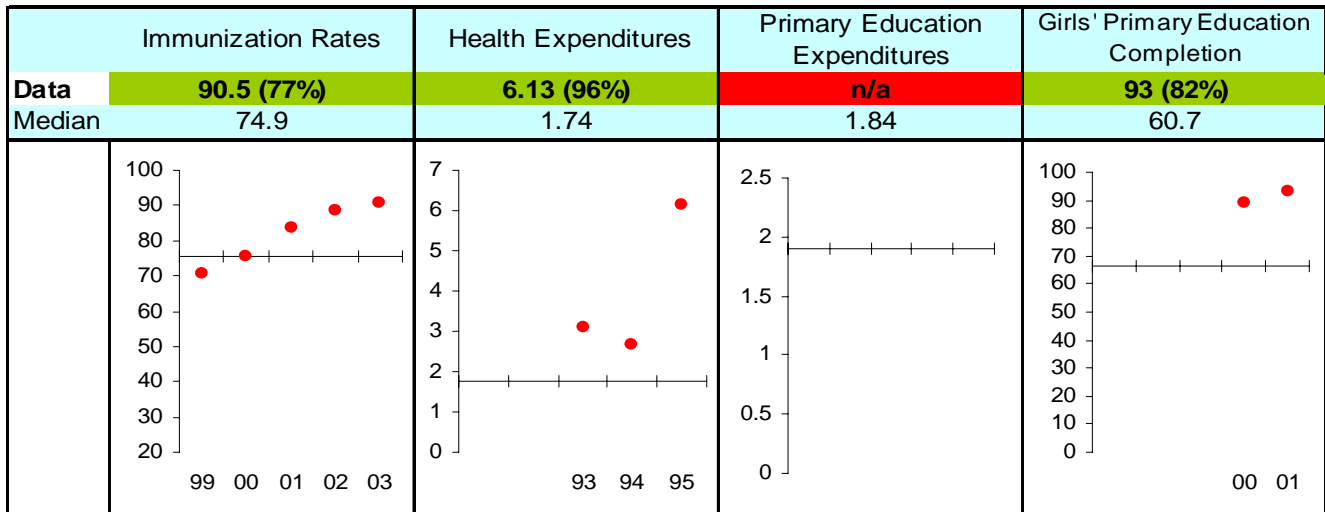
Note: The Board of the MCC will consider performance under these indicators plus qualitative and other materials in choosing countries eligible to submit compact proposals to MCC. The first number is the country's score and percentage in () is their ranking relative to other candidate countries (0% the worst, 50% the median, and 100% the best.) Graphs: higher is better, the horizontal-axis has been drawn through the median, the red dot is the data point, and the blue vertical bar is the standard error. Indicators highlighted in green are above the median as currently calculated and those in red are below. Medians may change as new data becomes available.

# Sao Tome and Principe FY05

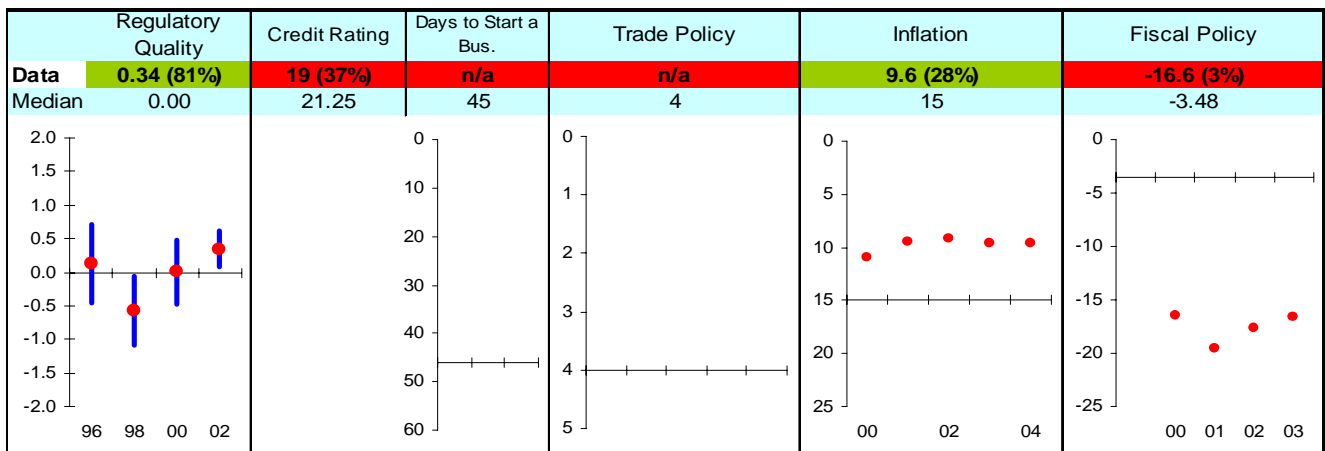
## Ruling Justly



## Investing in People



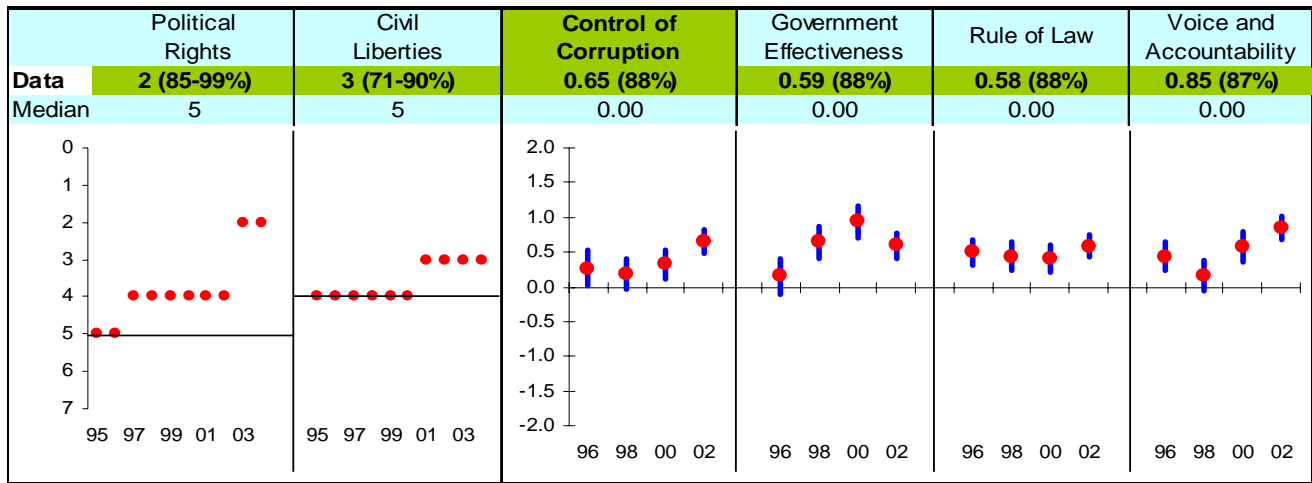
## Economic Freedom



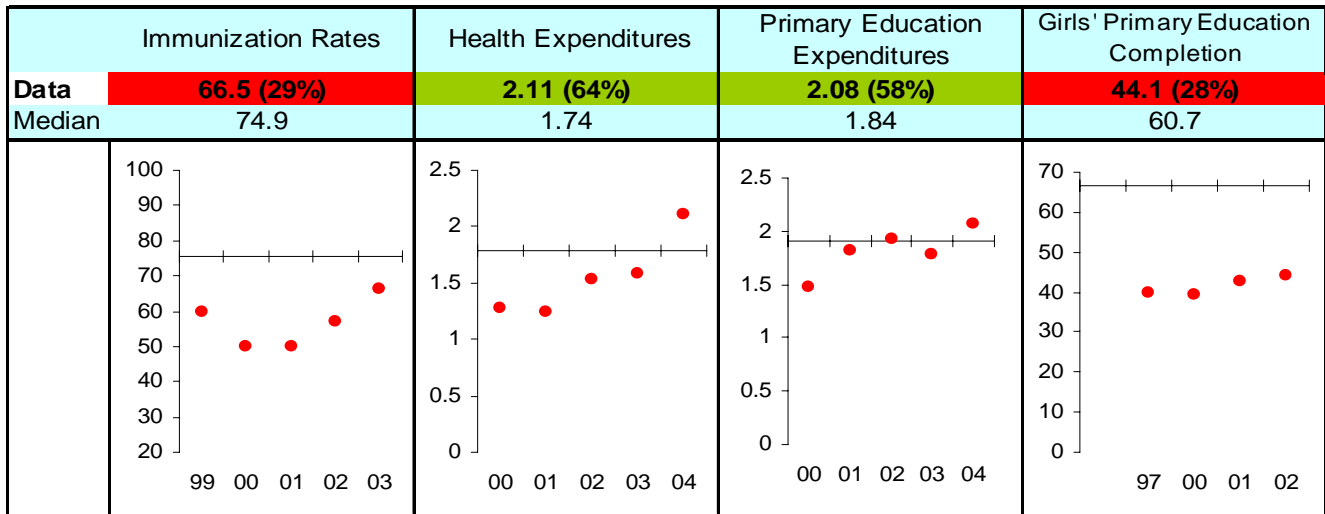
Note: The Board of the MCC will consider performance under these indicators plus qualitative and other materials in choosing countries eligible to submit compact proposals to MCC. The first number is the country's score and percentage in () is their ranking relative to other candidate countries (0% the worst, 50% the median, and 100% the best.) Graphs: higher is better, the horizontal-axis has been drawn through the median, the red dot is the data point, and the blue vertical bar is the standard error. Indicators highlighted in green are above the median as currently calculated and those in red are below. Medians may change as new data becomes available.

# Senegal FY05

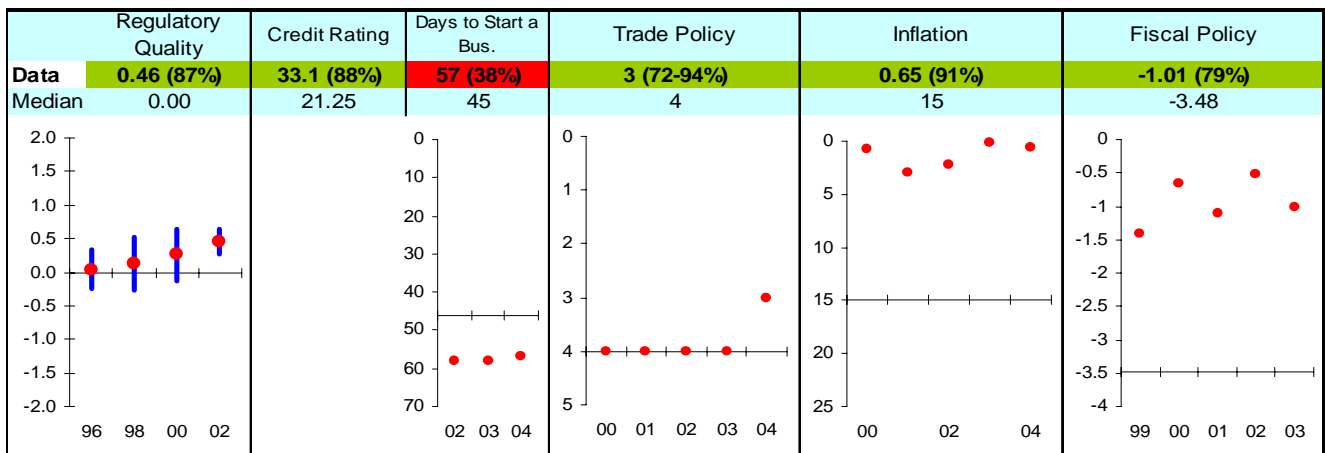
## Ruling Justly



## Investing in People



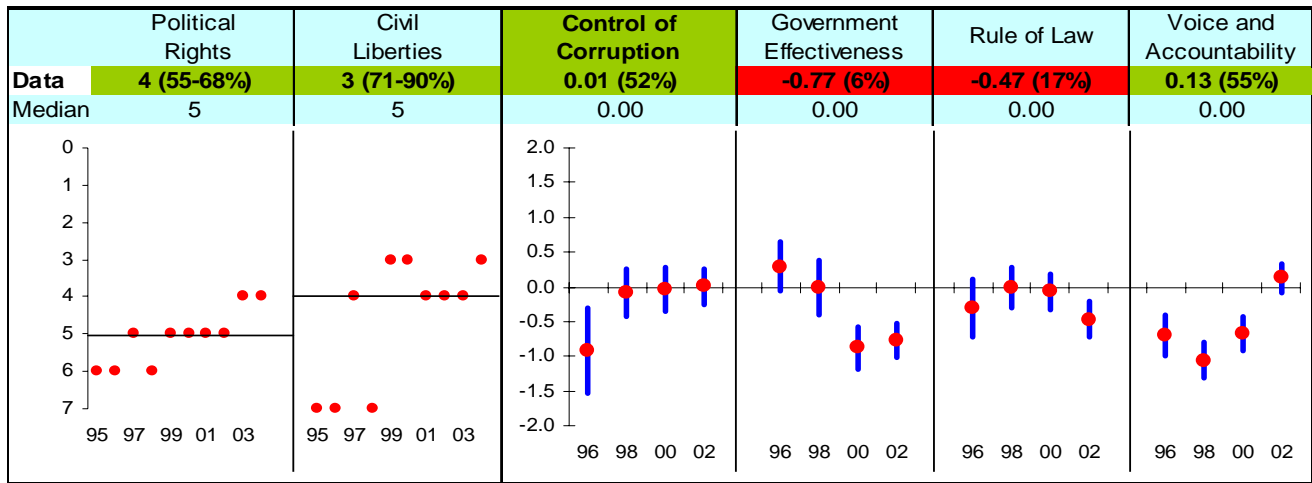
## Economic Freedom



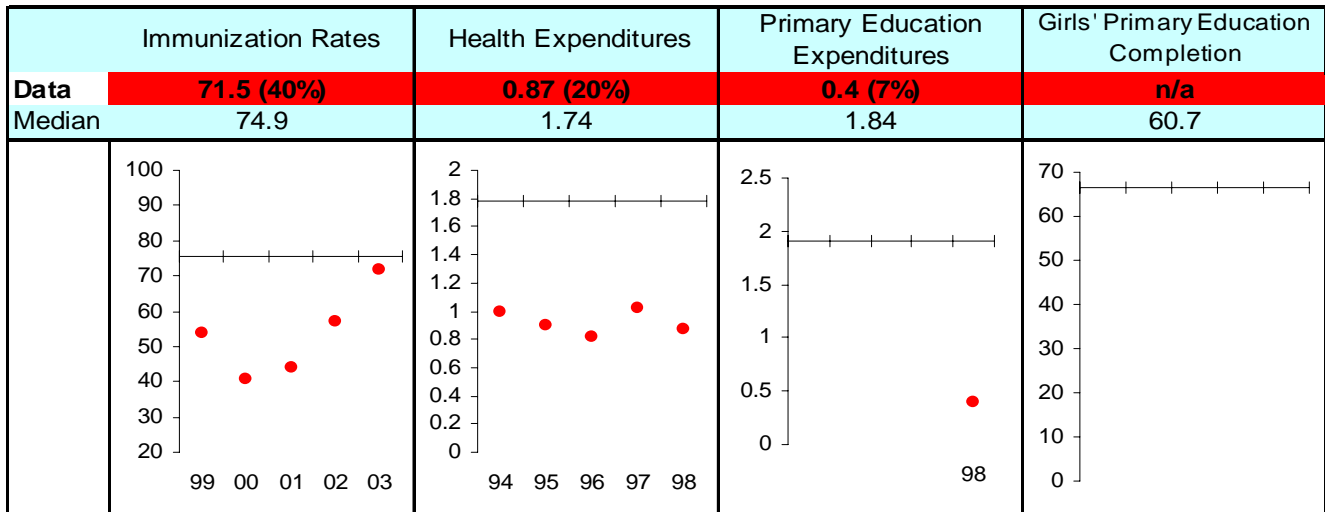
Note: The Board of the MCC will consider performance under these indicators plus qualitative and other materials in choosing countries eligible to submit compact proposals to MCC. The first number is the country's score and percentage in () is their ranking relative to other candidate countries (0% the worst, 50% the median, and 100% the best.) Graphs: higher is better, the horizontal-axis has been drawn through the median, the red dot is the data point, and the blue vertical bar is the standard error. Indicators highlighted in green are above the median as currently calculated and those in red are below. Medians may change as new data becomes available.

# Sierra Leone FY05

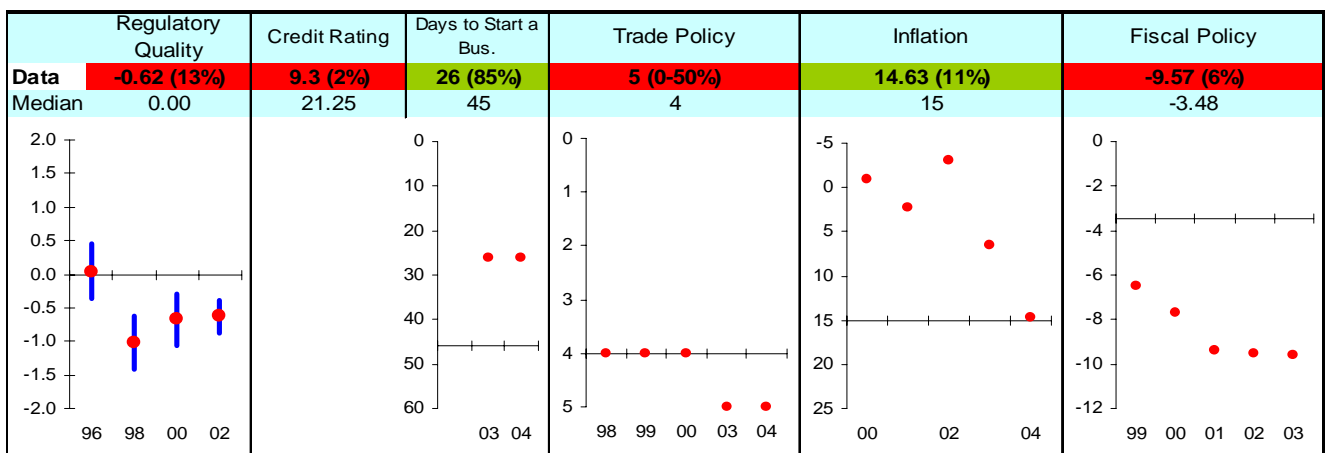
## Ruling Justly



## Investing in People



## Economic Freedom

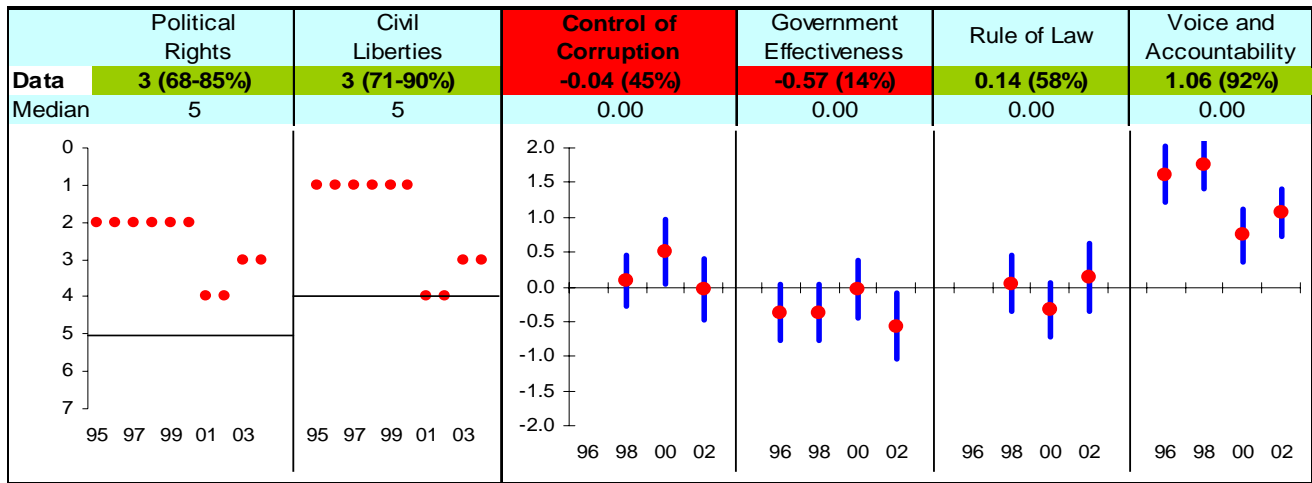


Note: The Board of the MCC will consider performance under these indicators plus qualitative and other materials in choosing countries eligible to submit compact proposals to MCC. The first number is the country's score and percentage in () is their ranking relative to other candidate countries (0% the worst, 50% the median, and 100% the best.) Graphs: higher is better, the horizontal-axis has been drawn through the median, the red dot is the data point, and the blue vertical bar is the standard error. Indicators highlighted in green are above the median as currently calculated and those in red are below. Medians may change as new data becomes available.

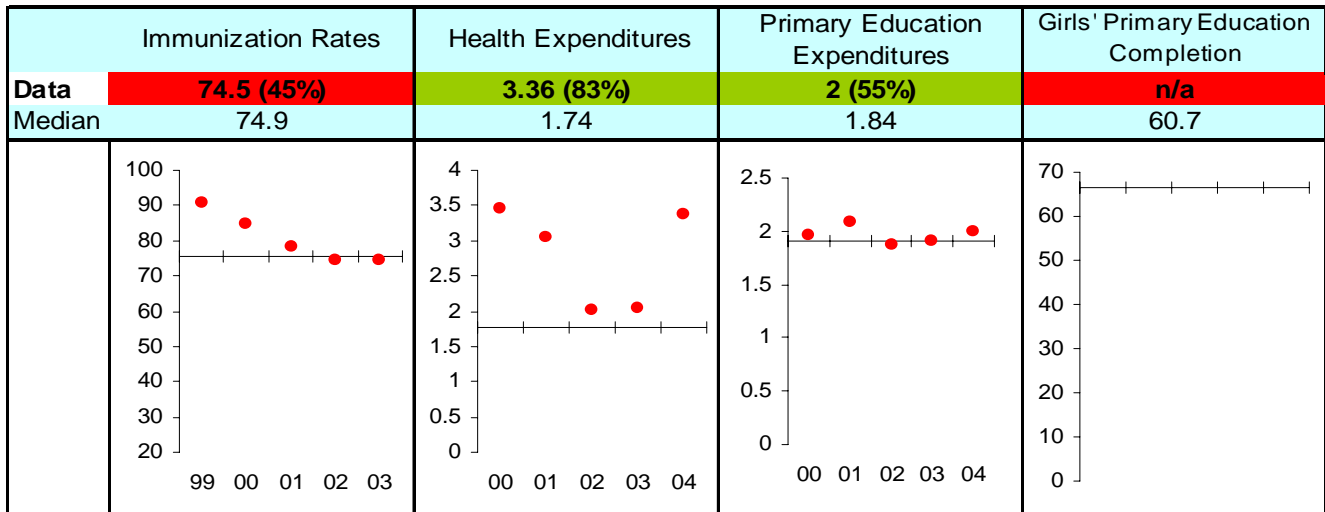


# Solomon Islands FY05

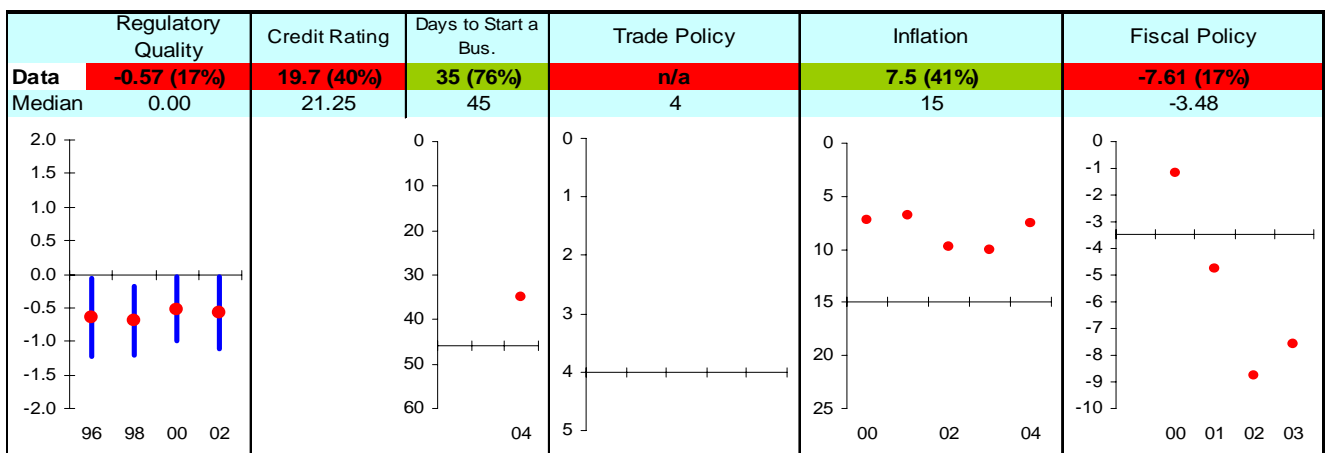
## Ruling Justly



## Investing in People



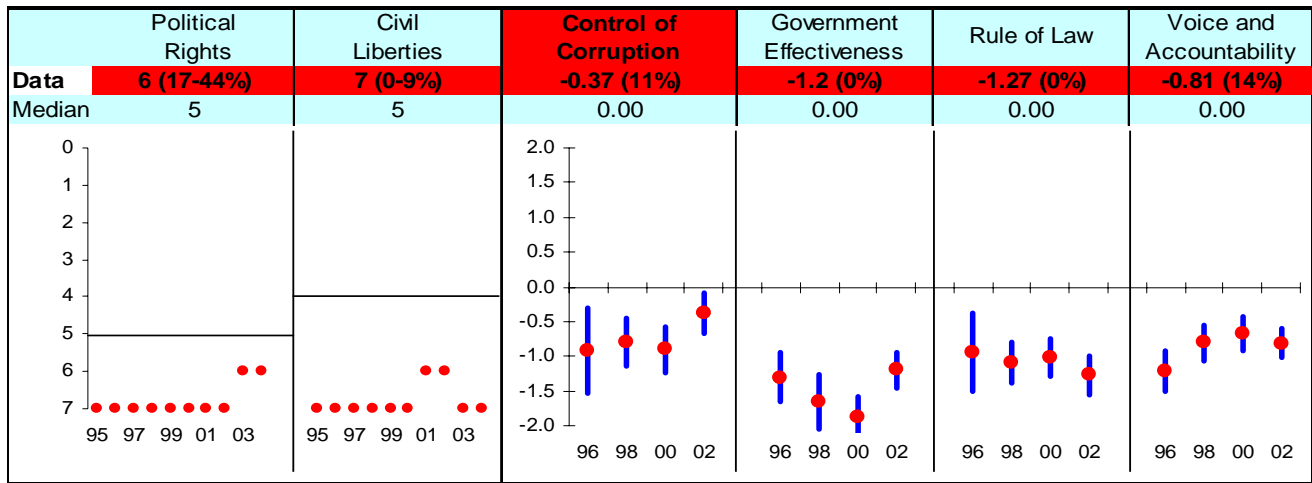
## Economic Freedom



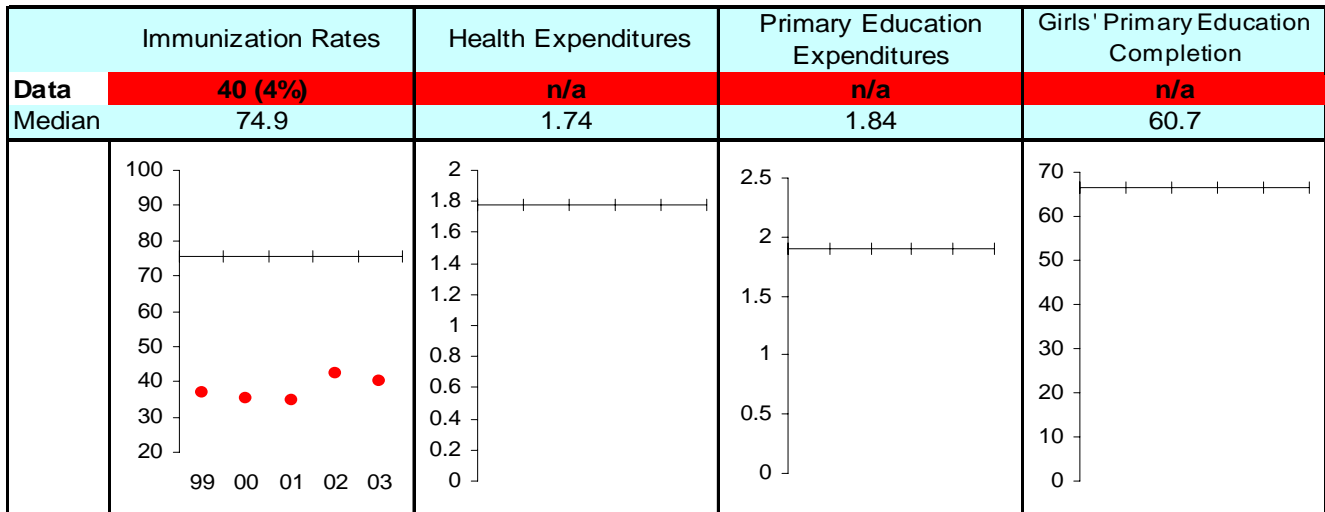
Note: The Board of the MCC will consider performance under these indicators plus qualitative and other materials in choosing countries eligible to submit compact proposals to MCC. The first number is the country's score and percentage in () is their ranking relative to other candidate countries (0% the worst, 50% the median, and 100% the best.) Graphs: higher is better, the horizontal-axis has been drawn through the median, the red dot is the data point, and the blue vertical bar is the standard error. Indicators highlighted in green are above the median as currently calculated and those in red are below. Medians may change as new data becomes available.

# Somalia FY05

## Ruling Justly



## Investing in People



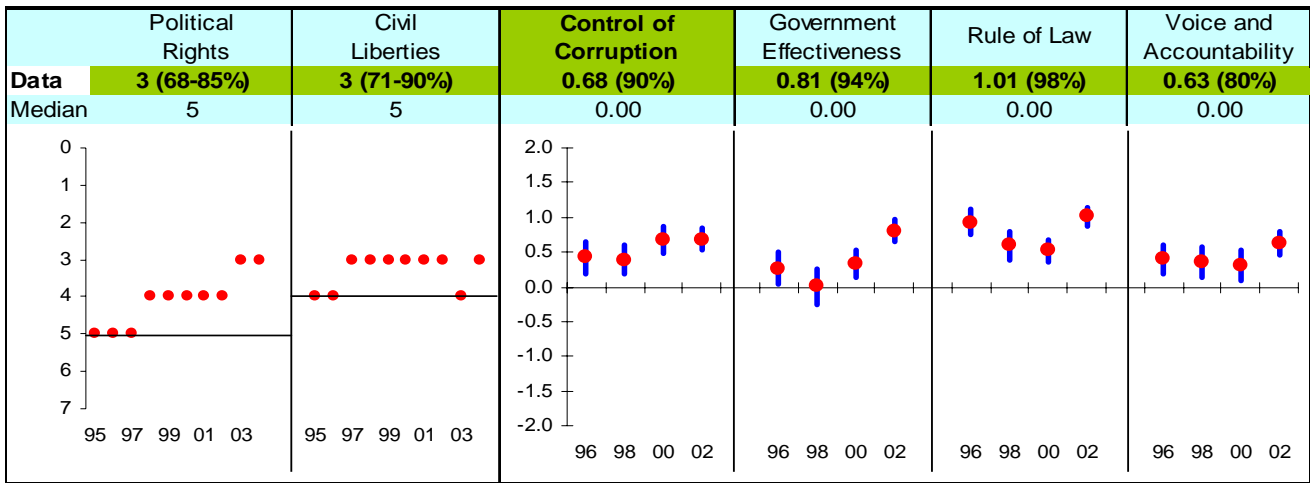
## Economic Freedom



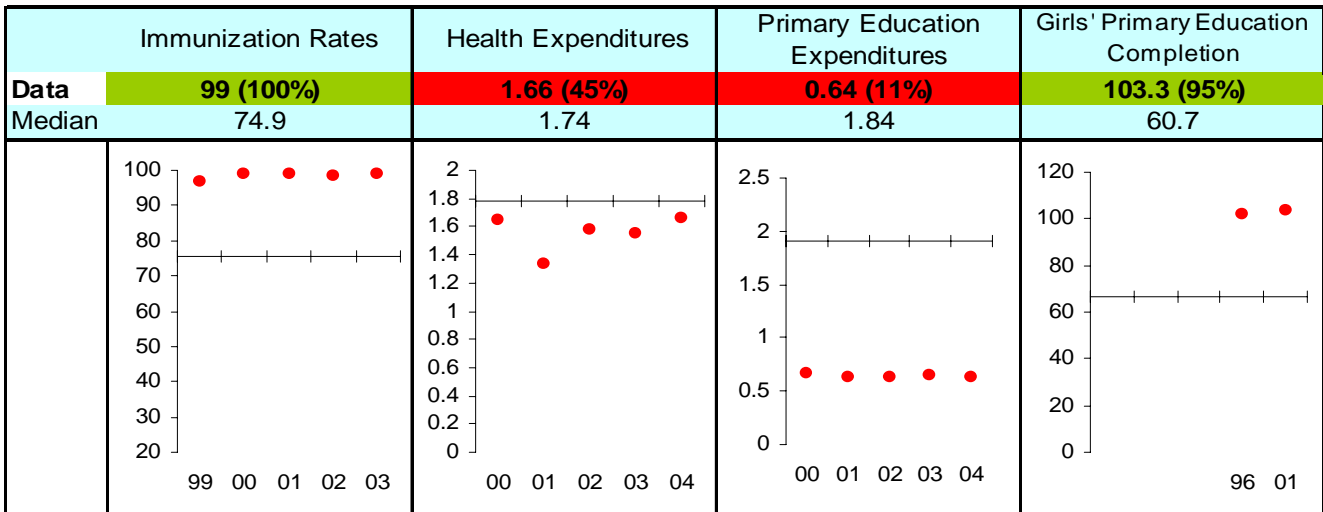
Note: The Board of the MCC will consider performance under these indicators plus qualitative and other materials in choosing countries eligible to submit compact proposals to MCC. The first number is the country's score and percentage in () is their ranking relative to other candidate countries (0% the worst, 50% the median, and 100% the best.) Graphs: higher is better, the horizontal-axis has been drawn through the median, the red dot is the data point, and the blue vertical bar is the standard error. Indicators highlighted in green are above the median as currently calculated and those in red are below. Medians may change as new data becomes available.

# Sri Lanka FY05

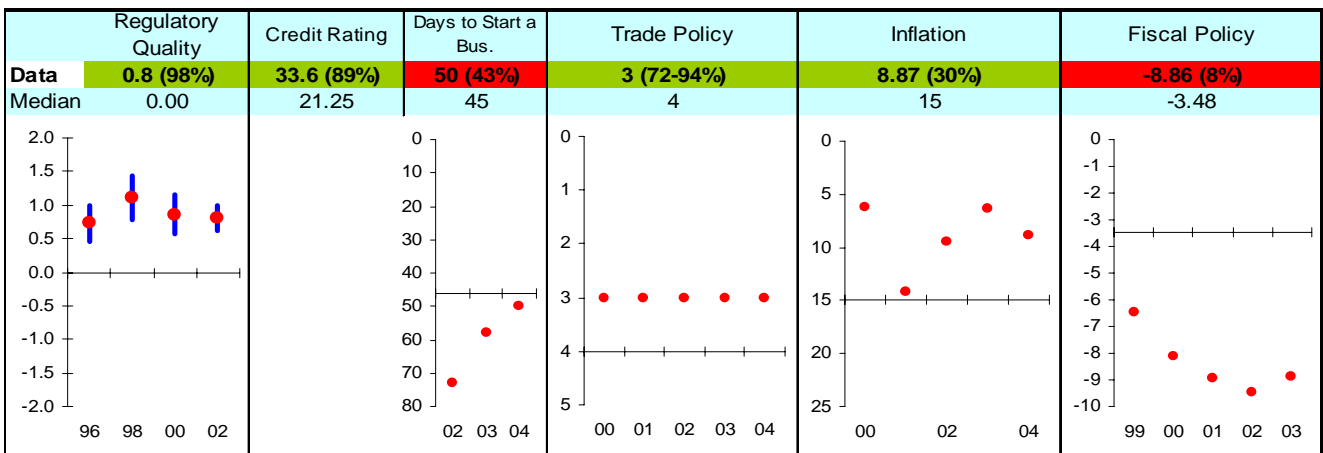
## Ruling Justly



## Investing in People



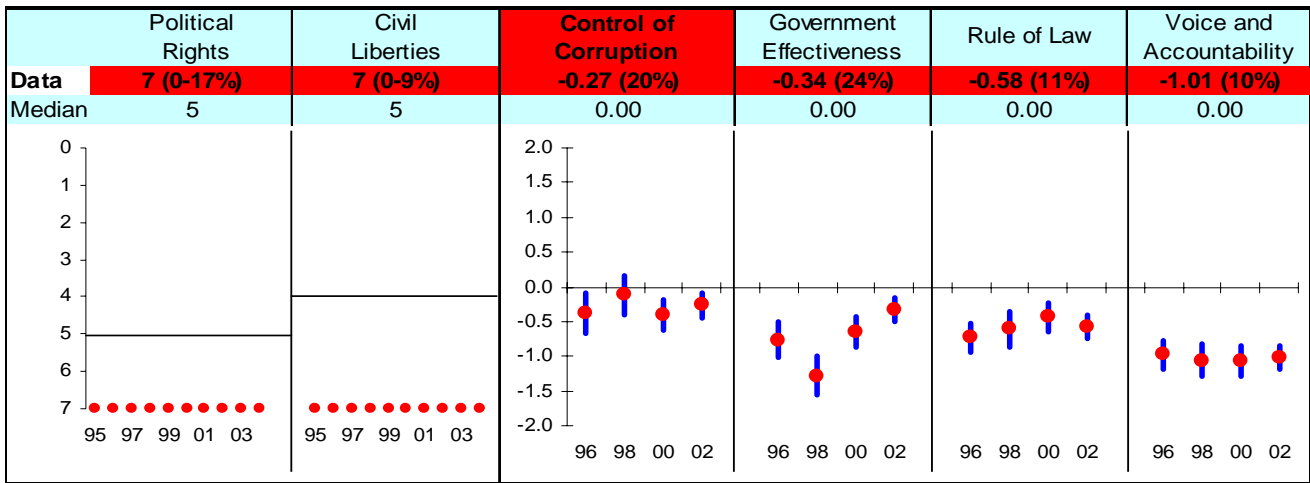
## Economic Freedom



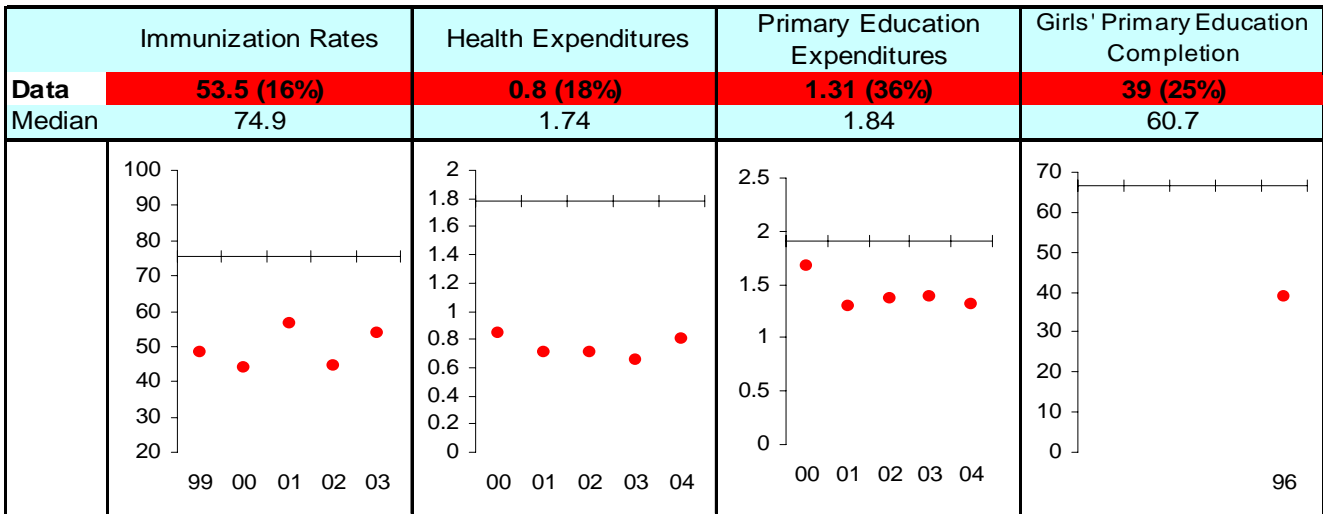
Note: The Board of the MCC will consider performance under these indicators plus qualitative and other materials in choosing countries eligible to submit compact proposals to MCC. The first number is the country's score and percentage in () is their ranking relative to other candidate countries (0% the worst, 50% the median, and 100% the best.) Graphs: higher is better, the horizontal-axis has been drawn through the median, the red dot is the data point, and the blue vertical bar is the standard error. Indicators highlighted in green are above the median as currently calculated and those in red are below. Medians may change as new data becomes available.

# Sudan FY05

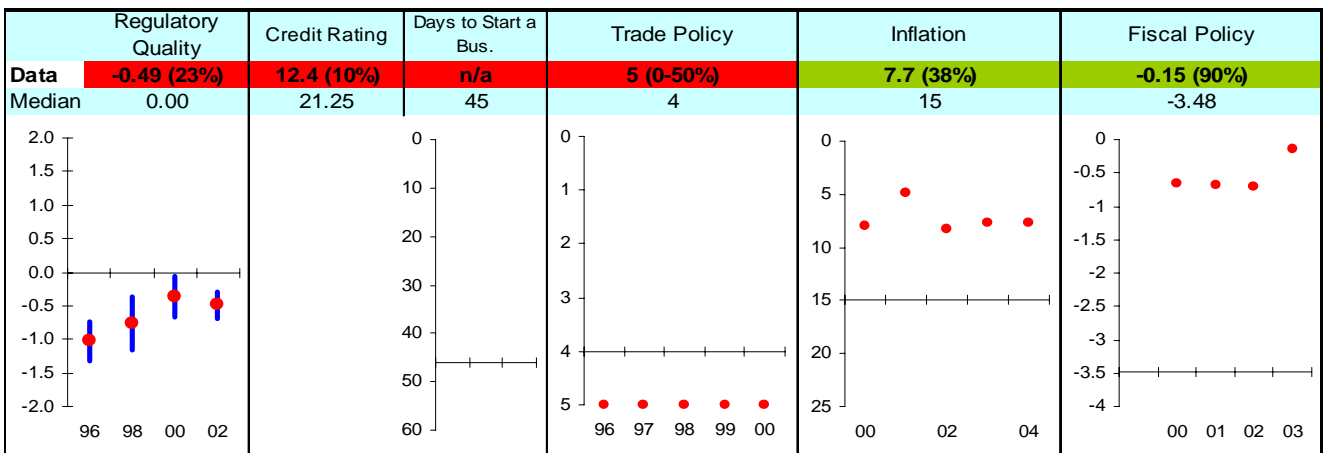
## Ruling Justly



## Investing in People



## Economic Freedom



Note: The Board of the MCC will consider performance under these indicators plus qualitative and other materials in choosing countries eligible to submit compact proposals to MCC. The first number is the country's score and percentage in () is their ranking relative to other candidate countries (0% the worst, 50% the median, and 100% the best.) Graphs: higher is better, the horizontal-axis has been drawn through the median, the red dot is the data point, and the blue vertical bar is the standard error. Indicators highlighted in green are above the median as currently calculated and those in red are below. Medians may change as new data becomes available.

Last revised November 3rd 2004 /1		Ruling Justly				
Candidate Countries for Fiscal Year 2005	Not Eligible /2	Political Rights	Civil Liberties	Voice and Vote	Gov't Effectiveness	
Afghanistan	0	6	6	-0.61	-0.62	
Angola	0	6	5	-0.70	-0.39	
Armenia	0	4	4	0.27	0.36	
Azerbaijan	0	6	5	-0.28	-0.18	
Bangladesh	0	4	4	0.13	0.24	
Benin	0	2	2	0.73	0.16	
Bhutan	0	6	5	-0.47	1.70	
Bolivia	0	3	3	0.70	0.24	
Burkina Faso	0	4	4	0.43	0.09	
Burma	1	7	7	-1.35	-0.51	
Burundi	1	5	5	-0.47	-0.69	
Cambodia	1	6	5	0.14	0.21	
Cameroon	0	6	6	-0.40	0.15	
Central African Republic	1	7	5	-0.10	-0.66	
Chad	0	6	5	-0.26	0.02	
China	0	7	6	-0.69	0.96	
Comoros	0	5	4	0.19	-0.06	
Congo, Dem. Rep.	0	6	6	-1.19	-0.83	
Congo, Rep.	0	5	4	-0.40	-0.48	
Cote d'Ivoire	1	6	5	-0.56	-0.12	
Cuba	1	7	7	-1.08	0.51	
Djibouti	0	5	5	0.00	-0.11	
East Timor	0	3	3	0.88	0.00	
Egypt, Arab Rep.	0	6	6	-0.18	0.45	
Eritrea	0	7	6	-1.36	0.33	
Ethiopia	0	5	5	-0.44	-0.11	
Gambia	0	4	4	-0.33	-0.04	
Georgia	0	4	4	0.39	0.00	
Ghana	0	2	2	0.71	0.78	
Guinea	0	6	5	-0.50	0.00	
Guinea-Bissau	0	6	4	-0.05	-0.58	
Guyana	0	2	2	1.34	0.46	
Haiti	0	6	6	-0.41	-0.78	
Honduras	0	3	3	0.54	0.05	
India	0	2	3	1.07	0.65	
Indonesia	0	3	4	0.21	0.22	
Iraq	1	7	5	-1.42	-0.87	
Kenya	0	3	3	0.11	-0.08	
Kiribati	0	1	1	1.79	0.83	
Korea, Dem. Rep.	1	7	7	-1.63	-1.00	
Kyrgyz Republic	0	6	5	-0.27	-0.04	
Lao PDR	0	7	6	-1.04	-0.02	
Lesotho	0	2	3	0.54	0.52	
Liberia	1	6	6	-0.84	-0.74	

Madagascar	0	3	3	0.64	0.40
Malawi	0	3	4	0.13	0.10
Mali	0	2	2	0.88	-0.07
Mauritania	0	6	5	0.03	0.62
Moldova	0	3	4	0.40	0.15
Mongolia	0	2	2	1.13	0.59
Morocco	0	5	5	0.39	0.84
Mozambique	0	3	4	0.44	0.37
Nepal	0	5	4	0.18	0.27
Nicaragua	0	3	3	0.78	-0.09
Niger	0	4	4	0.52	-0.02
Nigeria	0	4	4	0.00	-0.35
Pakistan	0	6	5	-0.41	0.27
Papua New Guinea	0	3	3	0.54	-0.01
Paraguay	0	3	3	0.17	-0.51
Philippines	0	2	3	0.86	0.71
Rwanda	0	6	5	-0.72	-0.05
Sao Tome and Principe	0	2	2	1.17	0.13
Senegal	0	2	3	0.85	0.59
Sierra Leone	0	4	3	0.13	-0.77
Solomon Islands	0	3	3	1.06	-0.57
Somalia	1	6	7	-0.81	-1.20
Sri Lanka	0	3	3	0.63	0.81
Sudan	1	7	7	-1.01	-0.34
Swaziland	0	7	5	-0.49	0.33
Syrian Arab Republic	1	7	7	-0.87	0.21
Tajikistan	0	6	5	-0.25	-0.46
Tanzania	0	4	3	0.28	0.27
Togo	0	6	5	-0.51	-0.40
Turkmenistan	0	7	7	-1.16	-0.70
Uganda	0	5	4	-0.08	0.37
Ukraine	0	4	4	0.10	0.04
Uzbekistan	1	7	6	-0.97	-0.33
Vanuatu	0	2	2	1.58	0.13
Vietnam	0	7	6	-0.66	0.51
Yemen, Rep.	0	5	5	-0.19	-0.10
Zambia	0	4	4	0.30	-0.15
Zimbabwe	1	6	6	-0.81	-0.02
<b>MEDIAN</b>		<b>5</b>	<b>5</b>	<b>0.00</b>	<b>0.00</b>
<b>SUM</b>	<b>14</b>				

1/ Revisions to these data that come to our attention between Oct. 20 2004 and the Board Meeting

2/ Countries indicated by a "1" are ineligible to receive assistance for fiscal year 2005 under provisic

		Investing In People				
Rule of Law	Control of Corruption	Girls Primary Completion	Primary Education Expenditure	Health Expenditures	Immunization rate	Country Credit Rating (Inst. Investor)
-0.83	-0.53	0.38	1.11	0.47	52.00	11.00
-0.78	-0.30	NA	0.15	3.25	54.00	19.70
0.34	0.10	93.12	1.03	1.48	94.00	24.10
-0.01	-0.25	99	2.49	0.98	97.50	34.50
0.00	-0.29	77.9	0.85	0.88	81.00	28.00
0.36	0.21	32.14	3.94	1.74	85.50	24.70
0.88	1.73	44.16	1.18	3.83	91.50	25.80
0.18	0.00	87.29	5.82	3.47	72.50	27.40
0.23	0.78	24.48	2.56	2.05	80.00	23.00
-0.84	-0.55	70.72	0.64	0.29	76.00	17.20
-0.71	-0.20	23.58	1.28	0.68	74.50	13.10
-0.08	-0.08	66.04	0.16	0.76	67.00	18.40
-0.50	-0.28	55.63	0.04	1.17	67.00	24.50
-0.10	-0.20	19.08	1.10	0.26	37.50	17.10
-0.15	-0.20	13.13	1.13	2.29	54.00	20.20
0.56	0.41	105.56	0.83	2.08	87.00	65.70
-0.06	0.09	50.19	1.22	0.64	69.00	17.10
-1.01	-0.60	35.44	0.11	0.12	51.50	11.80
-0.44	-0.12	56.16	3.80	1.74	50.00	16.00
-0.43	-0.04	38.46	2.95	1.01	55.00	15.80
-0.16	0.69	98.66	2.94	8.25	85.00	18.50
0.27	0.09	32.93	2.20	5.40	67.00	28.00
-0.33	0.29	NA	2.34	1.94	65.00	15.70
0.87	0.53	89.39	NA	1.80	98.00	44.40
0.26	0.86	28.56	5.17	6.52	83.50	15.80
0.34	0.47	18.82	3.65	2.69	54.00	18.90
0.28	0.00	60.33	1.24	1.90	90.00	20.20
-0.39	-0.21	90.86	0.62	1.09	74.50	21.40
0.63	0.42	56.51	3.32	2.51	80.00	29.30
0.03	0.24	24.27	1.41	0.56	48.50	14.90
-0.22	0.21	23.5	2.05	1.39	69.00	13.70
0.35	0.32	88.89	2.93	5.26	89.50	26.50
-0.98	-0.88	26.5	0.38	0.79	48.00	16.90
-0.01	0.05	70.35	2.37	4.29	93.50	30.60
0.85	0.57	69.5	1.22	1.10	68.50	53.00
-0.02	-0.34	107.89	0.56	0.29	71.00	33.60
-0.92	-0.61	57.19	NA	3.80	85.50	12.00
-0.26	-0.22	54.25	3.60	1.50	72.50	26.50
0.46	0.38	NA	5.62	1.26	93.50	19.50
-0.22	-0.36	NA	NA	NA	81.50	8.90
-0.05	-0.02	92.43	3.76	2.09	98.50	18.70
-0.27	-0.43	68.63	1.03	1.22	46.00	21.50
0.76	0.54	74.86	4.91	2.50	74.50	32.00
-0.64	-0.16	NA	1.90	NA	45.50	9.40

0.59	0.96	41.46	2.67	2.37	55.00	18.70
0.44	-0.09	47.56	2.53	4.68	80.50	19.70
0.24	0.50	30.66	2.39	1.98	68.50	23.70
0.45	1.05	40.47	1.81	3.50	73.50	21.00
0.29	-0.07	80.31	0.89	2.65	97.00	20.60
1.14	0.68	108.52	3.77	4.28	98.00	27.20
0.89	0.79	63.73	2.45	1.40	90.50	49.30
0.12	-0.19	34.13	1.05	1.08	74.50	25.80
0.28	0.52	66.68	1.84	1.05	76.50	25.60
0.15	0.38	79	1.40	2.93	89.50	21.70
0.00	-0.28	16.58	1.95	1.72	58.00	16.20
-0.58	-0.53	60.66	NA	0.66	30.00	21.10
0.08	0.09	46.81	0.65	0.42	64.00	28.80
-0.04	-0.08	55.02	0.69	1.77	51.50	28.60
-0.34	-0.39	90.4	1.73	0.92	84.00	28.80
0.28	0.30	93.51	2.83	0.27	79.50	44.90
-0.23	0.24	24.43	1.80	1.78	93.00	14.50
0.33	0.57	93	NA	6.13	90.50	19.00
0.58	0.65	44.05	2.08	2.11	66.50	33.10
-0.47	0.01	NA	0.40	0.87	71.50	9.30
0.14	-0.04	NA	2.00	3.36	74.50	19.70
-1.27	-0.37	NA	NA	NA	40.00	8.20
1.01	0.68	103.32	0.64	1.66	99.00	33.60
-0.58	-0.27	45.31	1.31	0.80	53.50	12.40
0.11	0.57	72.45	1.70	2.49	94.50	31.60
0.37	0.53	86.28	1.60	0.89	98.50	28.30
-0.49	-0.25	97.23	3.13	1.36	85.50	14.10
0.29	-0.18	58.63	1.99	2.16	96.00	26.30
0.11	0.14	67.27	2.21	0.62	61.00	18.90
-0.38	-0.39	NA	NA	4.08	97.50	22.30
-0.06	-0.10	61.71	1.50	1.03	81.50	21.20
-0.01	-0.14	97.29	2.77	2.92	98.00	37.00
-0.38	-0.21	97.53	2.48	2.23	98.50	22.80
0.46	0.38	80.87	2.65	2.61	48.50	30.60
0.39	0.14	95.18	0.95	0.85	96.00	36.90
-0.45	0.13	44.8	3.59	1.44	66.00	29.00
0.26	-0.15	54.01	1.79	1.78	82.00	16.70
-0.55	-0.34	110.61	6.19	2.85	80.00	12.20
<b>0.00</b>	<b>0.00</b>	<b>60.66</b>	<b>1.84</b>	<b>1.74</b>	<b>75.25</b>	<b>21.30</b>

(scheduled for Nov. 8 2004) will be communicated to the Board in the form of an update and revision page.  
ons of the 1961 Foreign Assistance Act or other legislation.



## Economic Freedom

Inflation	Fiscal Policy	Trade Policy	Regulatory Quality	Days to start a business
NA	0.82	NA	-1.14	NA
47.26	-5.90	5	-0.65	146
6.93	-1.68	2	0.81	25
2.20	-0.70	3	-0.13	123
4.90	-3.17	5	-0.37	35
0.08	-2.17	4	0.12	32
5.00	-8.46	NA	0.11	NA
4.84	-7.97	3	0.58	59
-2.74	-3.92	4	0.48	135
8.13	-4.64	5	-1.17	NA
5.43	-4.26	5	-0.56	NA
3.00	-6.40	4	0.25	94
1.20	2.05	5	-0.19	37
4.00	-2.07	5	-0.07	NA
-5.62	-5.67	5	-0.43	73
1.20	-3.10	5	0.27	41
4.50	-4.78	NA	-0.33	NA
9.10	-3.04	NA	-1.09	225
3.66	-2.82	5	-0.31	67
0.79	-1.26	4	0.33	58
NA	NA	3	-0.53	NA
2.00	-2.41	5	-0.07	NA
7.10	1.96	NA	-0.58	NA
11.33	-2.39	4	0.23	43
22.60	-27.61	NA	-0.49	NA
2.96	-7.75	4	-0.32	32
18.00	-7.71	4	0.13	NA
4.80	-2.14	4	-0.14	25
11.30	-5.38	4	0.39	85
12.90	-4.54	5	-0.15	71
0.83	-12.58	5	-0.18	NA
5.80	-8.12	4	0.30	NA
25.09	-3.09	4	-0.27	203
7.93	-3.62	3	0.32	62
3.02	-9.98	5	0.35	89
7.64	-2.58	3	0.00	151
NA	NA	5	-1.63	NA
5.94	-4.05	5	0.18	47
1.40	-23.44	NA	-0.43	21
NA	NA	5	-1.22	NA
8.35	-5.29	4	0.22	21
12.40	-4.74	5	-0.55	198
5.87	-0.99	4	0.20	92
14.20	NA	NA	-0.75	NA

13.26	-4.67	3	0.43	44
10.08	-6.99	3	0.33	35
-3.64	-3.32	3	0.19	42
2.06	2.88	3	0.69	82
13.34	-0.20	2	0.51	30
5.00	-5.00	2	0.50	20
2.39	-5.22	5	0.71	11
12.43	-6.37	4	0.05	153
1.31	-3.48	5	0.18	21
8.62	-8.45	2	0.27	45
-1.05	-2.93	4	0.00	27
14.07	-2.84	5	-0.49	44
8.45	-3.31	5	-0.09	24
2.87	-3.91	NA	0.24	69
3.08	-0.92	3	0.12	73
6.05	-4.44	2	0.78	50
10.49	-1.89	3	-0.26	43
9.60	-16.60	NA	0.34	NA
0.65	-1.01	3	0.46	57
14.63	-9.57	5	-0.62	26
7.50	-7.61	NA	-0.57	35
NA	NA	NA	-1.35	NA
8.87	-8.86	3	0.80	50
7.70	-0.15	5	-0.49	NA
3.27	-4.40	4	0.44	NA
4.30	-0.08	4	-0.28	47
16.40	-2.15	3	-0.61	NA
0.00	-1.24	5	0.14	35
-1.78	0.16	3	0.05	46
NA	0.15	5	-1.27	NA
1.78	-4.28	3	0.67	36
5.20	-0.60	3	0.06	34
14.80	-0.51	5	-0.76	35
4.00	-2.08	NA	-0.15	39
4.03	-3.11	5	-0.01	56
10.80	-0.40	3	0.08	63
21.50	-6.13	4	0.09	35
NA	-4.88	5	-0.92	96
<b>5.43</b>	<b>-3.48</b>	<b>4.00</b>	<b>0.00</b>	<b>45.50</b>

Revised September 23 2004	Ruling Justly					
	Candidate Countries for Fiscal Year 2005	Political Rights	Civil Liberties	Voice and Vote	Gov't Effective- ness	Rule of Law
Afghanistan	6	6	-0.61	-0.62	-0.83	
Angola	6	5	-0.70	-0.39	-0.78	
Armenia	4	4	0.27	0.36	0.34	
Azerbaijan	6	5	-0.28	-0.18	-0.01	
Bangladesh	4	4	0.13	0.24	0.00	
Benin	2	2	0.73	0.16	0.36	
Bhutan	6	5	-0.47	1.70	0.88	
Bolivia	3	3	0.70	0.24	0.18	
Burkina Faso	4	4	0.43	0.09	0.23	
Burma	7	7	-1.35	-0.51	-0.84	
Burundi	5	5	-0.47	-0.69	-0.71	
Cambodia	6	5	0.14	0.21	-0.08	
Cameroon	6	6	-0.40	0.15	-0.50	
Central African Republic	7	5	-0.10	-0.66	-0.10	
Chad	6	5	-0.26	0.02	-0.15	
China	7	6	-0.69	0.96	0.56	
Comoros	5	4	0.19	-0.06	-0.06	
Congo, Dem. Rep.	5	4	-1.19	-0.83	-1.01	
Congo, Rep.	6	6	-0.40	-0.48	-0.44	
Cote d'Ivoire	6	5	-0.56	-0.12	-0.43	
Cuba	7	7	-1.08	0.51	-0.16	
Djibouti	5	5	0.00	-0.11	0.27	
East Timor	3	3	0.88	0.00	-0.33	
Egypt, Arab Rep.	6	6	-0.18	0.45	0.87	
Eritrea	7	6	-1.36	0.33	0.26	
Ethiopia	5	5	-0.44	-0.11	0.34	
Gambia	4	4	-0.33	-0.04	0.28	
Georgia	4	4	0.39	0.00	-0.39	
Ghana	2	2	0.71	0.78	0.63	
Guinea	6	5	-0.50	0.00	0.03	
Guinea-Bissau	6	4	-0.05	-0.58	-0.22	
Guyana	2	2	1.34	0.46	0.35	
Haiti	6	6	-0.41	-0.78	-0.98	
Honduras	3	3	0.54	0.05	-0.01	
India	2	3	1.07	0.65	0.85	
Indonesia	3	4	0.21	0.22	-0.02	
Iraq	7	5	-1.42	-0.87	-0.92	
Kenya	3	3	0.11	-0.08	-0.26	
Kiribati	1	1	1.79	0.83	0.46	
Korea, Dem. Rep.	7	7	-1.63	-1.00	-0.22	
Kyrgyz Republic	6	5	-0.27	-0.04	-0.05	
Lao PDR	7	6	-1.04	-0.02	-0.27	
Lesotho	2	3	0.54	0.52	0.76	

Liberia	6	6	-0.84	-0.74	-0.64
Madagascar	3	3	0.64	0.40	0.59
Malawi	3	4	0.13	0.10	0.44
Mali	2	2	0.88	-0.07	0.24
Mauritania	6	5	0.03	0.62	0.45
Moldova	3	4	0.40	0.15	0.29
Mongolia	2	2	1.13	0.59	1.14
Morocco	5	5	0.39	0.84	0.89
Mozambique	3	4	0.44	0.37	0.12
Nepal	5	4	0.18	0.27	0.28
Nicaragua	3	3	0.78	-0.09	0.15
Niger	4	4	0.52	-0.02	0.00
Nigeria	4	4	0.00	-0.35	-0.58
Pakistan	6	5	-0.41	0.27	0.08
Papua New Guinea	3	3	0.54	-0.01	-0.04
Paraguay	3	3	0.17	-0.51	-0.34
Philippines	2	3	0.86	0.71	0.28
Rwanda	6	5	-0.72	-0.05	-0.23
Sao Tome and Principe	2	2	1.17	0.13	0.33
Senegal	2	3	0.85	0.59	0.58
Sierra Leone	4	3	0.13	-0.77	-0.47
Solomon Islands	3	3	1.06	-0.57	0.14
Somalia	6	7	-0.81	-1.20	-1.27
Sri Lanka	3	3	0.63	0.81	1.01
Sudan	7	7	-1.01	-0.34	-0.58
Swaziland	7	5	-0.49	0.33	0.11
Syrian Arab Republic	7	7	-0.87	0.21	0.37
Tajikistan	6	5	-0.25	-0.46	-0.49
Tanzania	4	3	0.28	0.27	0.29
Togo	6	5	-0.51	-0.40	0.11
Turkmenistan	7	7	-1.16	-0.70	-0.38
Uganda	5	4	-0.08	0.37	-0.06
Ukraine	4	4	0.10	0.04	-0.01
Uzbekistan	7	6	-0.97	-0.33	-0.38
Vanuatu	2	2	1.58	0.13	0.46
Vietnam	7	6	-0.66	0.51	0.39
Yemen, Rep.	5	5	-0.19	-0.10	-0.45
Zambia	4	4	0.30	-0.15	0.26
Zimbabwe	6	6	-0.81	-0.02	-0.55
<b>MEDIAN</b>	<b>5</b>	<b>4</b>	<b>0.00</b>	<b>0.00</b>	<b>0.00</b>

	Investing In People						
Control of Corruption	Girls Primary Completion	Primary Education Expenditure	Health Expenditures	Immunization rate	Country Credit Rating (Inst. Investor)	Inflation	
-0.53	0.38	1.11	0.47	45.5	11.00	NA	
-0.30	NA	0.15	3.25	60.5	19.70		57.29
0.10	74.5	1.03	1.48	92.5	24.10		6.93
-0.25	99	1.90	0.91	97	34.50		2.70
-0.29	77.9	0.85	0.88	81	28.00		6.29
0.21	32.14	1.61	1.96	78.5	24.70		-0.72
1.73	44.16	1.18	3.83	82	25.80		5.00
0.00	87.29	5.55	3.58	80	27.40		4.25
0.78	24.48	2.56	2.05	43.5	23.00		-0.96
-0.55	70.72	0.64	0.29	76	17.20		12.79
-0.20	23.58	1.28	0.68	74.5	13.10		9.00
-0.08	66.04	0.16	0.76	53	18.40		0.86
-0.28	55.63	1.25	1.18	55	24.50		2.50
-0.20	NA	1.10	0.26	37.5	17.10		3.20
-0.20	13.13	1.13	2.29	47.5	20.20		-6.91
0.41	105.56	0.83	2.08	87	65.70		0.80
0.09	50.19	0.50	2.85	39	17.10		2.50
-0.60	NA	0.19	0.12	44	11.80		9.10
-0.12	56.16	3.80	1.74	98.5	16.00		6.74
-0.04	38.46	2.95	1.01	55	15.80		0.24
0.69	98.66	2.94	8.25	98.5	18.50	NA	
0.09	32.93	2.20	5.40	62	28.00		-2.20
0.29	NA	1.94	2.34	52	15.70		4.00
0.53	89.39	NA	1.80	97	44.40		10.35
0.86	28.56	5.17	6.52	83.5	15.80		18.80
0.47	11.46	3.65	2.69	54	18.90		2.96
0.00	60.33	1.46	2.31	90	20.20		13.00
-0.21	90.86	0.50	0.53	78.5	21.40		4.40
0.42	56.51	3.36	2.56	80.5	29.30		11.30
0.24	15.73	1.26	0.84	50.5	14.90		6.20
0.21	NA	2.05	1.39	48.5	13.70		0.94
0.32	88.89	2.93	5.26	93	26.50		5.80
-0.88	70.44	0.38	0.79	48	16.90		20.83
0.05	70.35	2.37	4.86	96	30.60		6.70
0.57	69.5	1.22	1.10	68.5	53.00		3.49
-0.34	107.89	0.56	0.29	75.5	33.60		5.21
-0.61	NA	NA	3.80	85.5	12.00	NA	
-0.22	54.25	3.60	1.50	81	26.50		8.32
0.38	NA	5.62	1.26	93.5	19.50		1.40
-0.36	NA	NA	NA	NA	8.90	NA	
-0.02	92.43	3.76	2.09	98	18.70		11.00
-0.43	68.63	1.03	1.22	55	21.50		11.95
0.54	74.86	4.91	2.50	74.5	32.00		5.87

-0.16 NA		1.90 NA		54	9.40	14.20
0.96	41.46	2.67	2.37	61.5	18.70	1.98
-0.09	47.56	2.93	3.00	66.5	19.70	10.08
0.50	30.66	2.39	1.98	45	23.70	-5.23
1.05	42.92	1.81	3.50	82	21.00	2.06
-0.07	80.31	1.14	2.65	95.5	20.60	14.02
0.68	108.52	4.05	4.89	98	27.20	5.00
0.79	63.73	2.45	1.40	95	49.30	2.53
-0.19	17.47	1.05	1.08	59	25.80	13.48
0.52	66.68	1.88	0.80	71.5	25.60	4.36
0.38	79	1.40	2.93	91	21.70	7.29
-0.28	16.58	1.95	1.55	35.5	16.20	-3.59
-0.53 NA	NA		0.66	33	21.10	22.47
0.09 NA		0.83	0.66	60	28.80	5.34
-0.08	55.02	0.69	1.77	64	28.60	17.20
-0.39	90.4	2.19	1.68	79.5	28.80	2.99
0.30	93.51	2.14	1.56	71.5	44.90	3.77
0.24	24.43	2.02	1.71	78.5	14.50	10.95
0.57	93 NA		6.13	88.5	19.00	9.00
0.65	44.05	2.15	2.18	57	33.10	0.18
0.01 NA		0.40	0.87	55	9.30	11.18
-0.04 NA		2.00	3.20	74.5	19.70	7.50
-0.37 NA	NA		0.00	42.5	8.20 NA	
0.68	103.32	0.63	1.62	98.5	33.60	2.46
-0.27	39.04	1.31	0.80	44.5	12.40	7.00
0.57	72.45	1.70	2.49	74.5	31.60	4.45
0.53	84.75	1.60	0.89	98.5	28.30	2.50
-0.25	98.39	3.16	1.21	84	14.10	14.50
-0.18	58.63	2.11	2.16	89	26.30	4.77
0.14	67.27	2.24	0.89	61	18.90	-1.22
-0.39 NA	NA		4.08	93	22.30 NA	
-0.10	61.71	2.00	1.07	74.5	21.20	0.60
-0.14	97.29	2.77	2.92	99	37.00	5.50
-0.21	97.63	2.48	2.23	97.5	22.80	21.90
0.38	80.87	2.55	2.68	49	30.60	4.00
0.14	95.18	0.95	0.85	85.5	36.90	4.03
0.13	44.8	4.40	1.88	67	29.00	9.10
-0.15	54.01	1.79	1.78	81.5	16.70	18.40
-0.34	110.61	6.19	2.85	58	12.20 NA	
<b>0.00</b>	<b>66.68</b>	<b>1.90</b>	<b>1.78</b>	<b>74.50</b>	<b>21.30</b>	<b>15</b>

## Economic Freedom

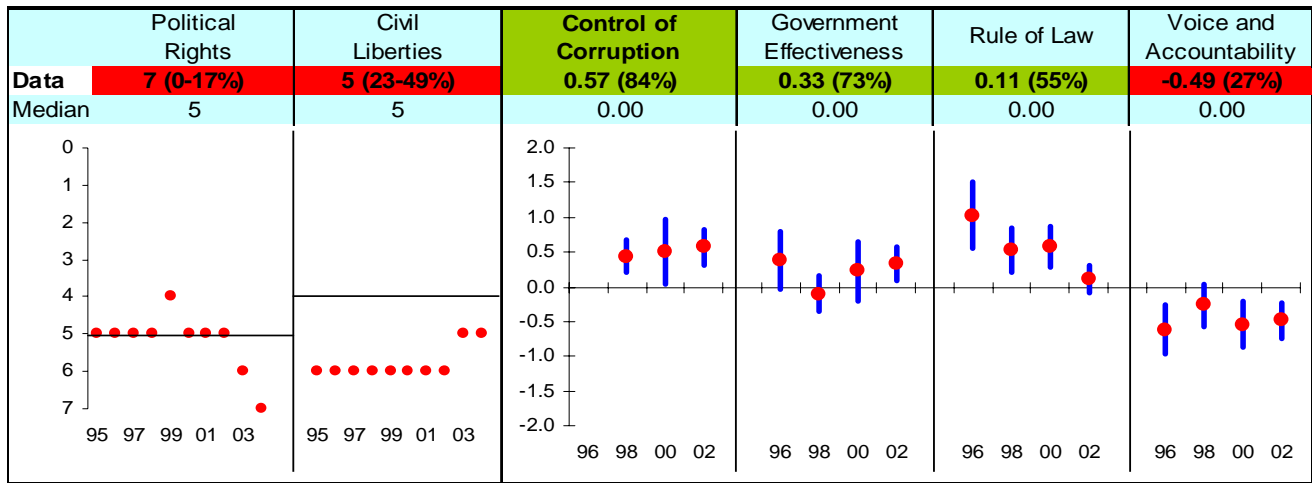
Fiscal Policy	Trade Policy	Regulatory Quality	Days to start a business
0.82	NA	-1.14	NA
-5.90	NA	-0.65	146
-1.68	2	0.81	25
-0.70	3	-0.13	121
-3.17	5	-0.37	35
-2.17	4	0.12	32
-8.46	NA	0.11	NA
-7.97	3	0.58	59
-3.92	4	0.48	135
-4.64	5	-1.17	NA
-4.26	NA	-0.56	NA
-6.40	4	0.25	94
2.05	5	-0.19	37
-2.07	5	-0.07	NA
-5.67	5	-0.43	73
-3.10	5	0.27	41
-4.78	NA	-0.33	NA
-3.04	NA	-1.09	225
-2.82	5	-0.31	67
-1.26	4	0.33	58
NA	3	-0.53	NA
-2.41	5	-0.07	NA
2.16	NA	-0.58	NA
-2.39	4	0.23	43
-27.61	NA	-0.49	NA
-7.75	4	-0.32	32
-7.71	4	0.13	NA
-2.14	4	-0.14	25
-5.38	4	0.39	85
-4.54	5	-0.15	71
-12.58	5	-0.18	NA
-8.12	4	0.30	NA
-3.09	4	-0.27	203
-3.62	3	0.32	62
-9.98	5	0.35	89
-2.58	3	0.00	151
NA	NA	-1.63	NA
-4.05	5	0.18	47
-23.44	NA	-0.43	21
NA	5	-1.22	NA
-5.29	4	0.22	21
-4.74	5	-0.55	198
-0.99	4	0.20	92

NA	NA		-0.75 NA	
	-4.67	3	0.43	44
	-6.99	3	0.33	35
	-3.32	3	0.19	42
	2.88	3	0.69	82
	-0.20	2	0.51	30
	-5.00	2	0.50	20
	-5.22	5	0.71	11
	-6.37	4	0.05	153
	-3.48	5	0.18	21
	-8.45	2	0.27	45
	-2.93	4	0.00	27
	-2.84	5	-0.49	44
	-3.31	5	-0.09	24
	-3.91 NA		0.24	69
	-0.92	3	0.12	73
	-4.44	2	0.78	50
	-1.89	3	-0.26	43
	-16.60 NA		0.34 NA	
	-1.01	3	0.46	57
	-9.57	5	-0.62	26
	-7.61 NA		-0.57	35
NA	NA		-1.35 NA	
	-8.86	3	0.80	50
	-0.15 NA		-0.49 NA	
	-4.40	4	0.44 NA	
	-0.08	4	-0.28	47
	-2.15	3	-0.61 NA	
	-1.24	5	0.14	35
	0.16	3	0.05	46
	0.15	5	-1.27 NA	
	-4.28	3	0.67	36
	-0.60	3	0.06	34
	-0.51	5	-0.76	35
	-2.08 NA		-0.15	39
	-3.11	5	-0.01	56
	-0.40	3	0.08	63
	-6.13	4	0.09	35
	-4.88	5	-0.92	96
	<b>-3.48</b>	<b>4</b>	<b>0.00</b>	<b>45.50</b>

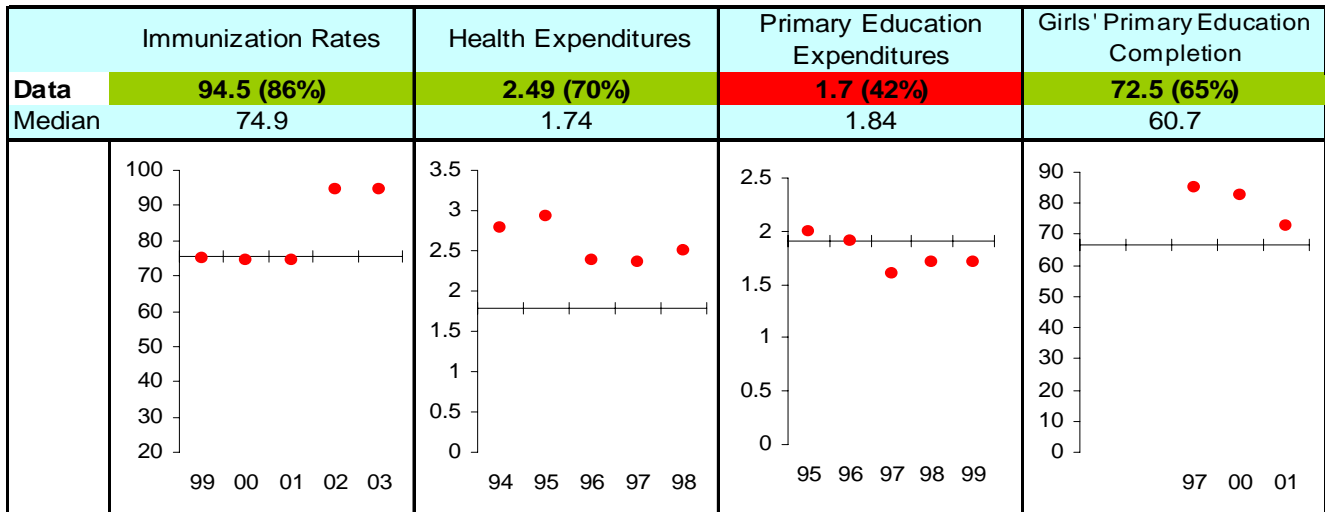


# Swaziland FY05

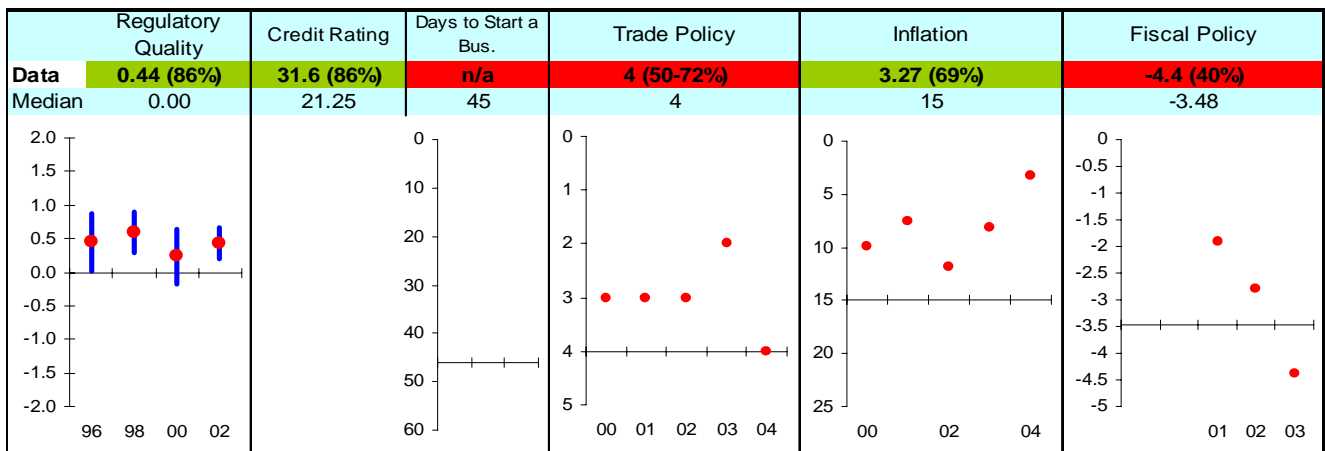
## Ruling Justly



## Investing in People



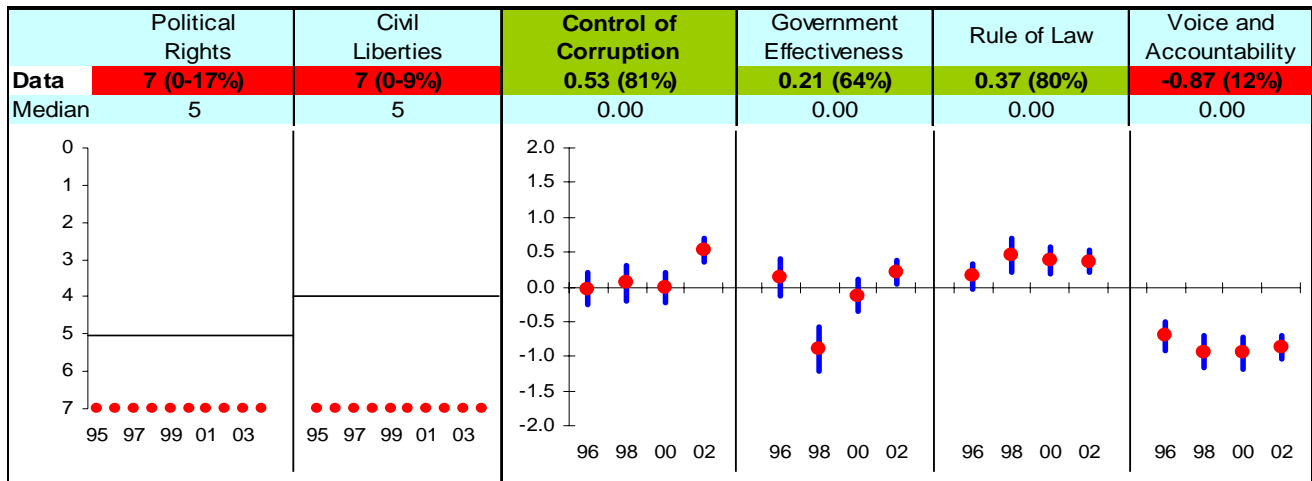
## Economic Freedom



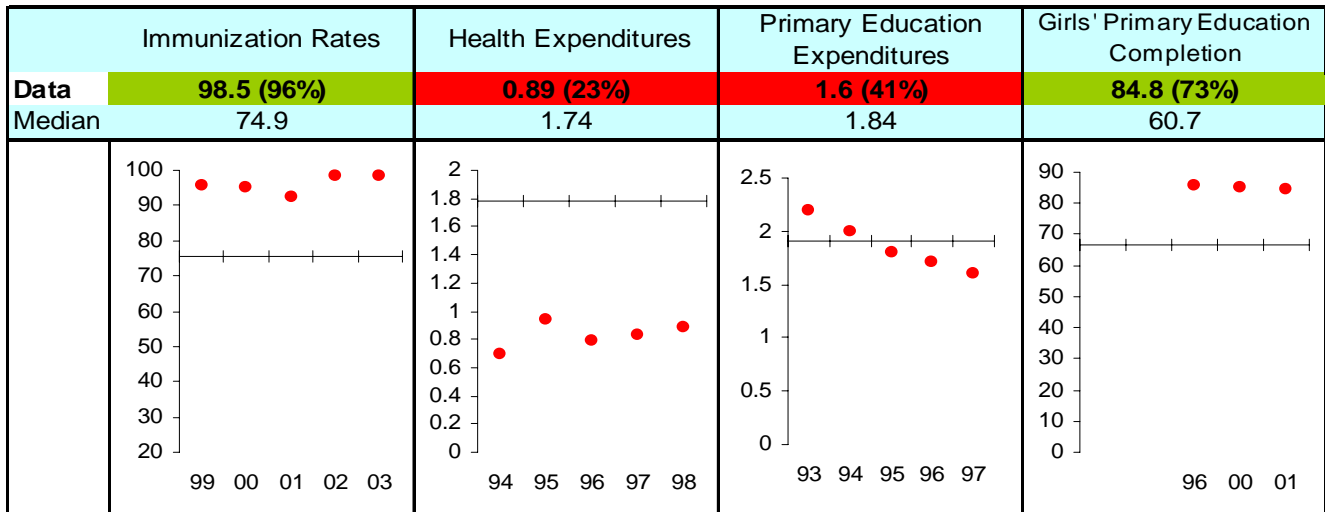
Note: The Board of the MCC will consider performance under these indicators plus qualitative and other materials in choosing countries eligible to submit compact proposals to MCC. The first number is the country's score and percentage in () is their ranking relative to other candidate countries (0% the worst, 50% the median, and 100% the best.) Graphs: higher is better, the horizontal-axis has been drawn through the median, the red dot is the data point, and the blue vertical bar is the standard error. Indicators highlighted in green are above the median as currently calculated and those in red are below. Medians may change as new data becomes available.

# Syrian Arab Republic FY05

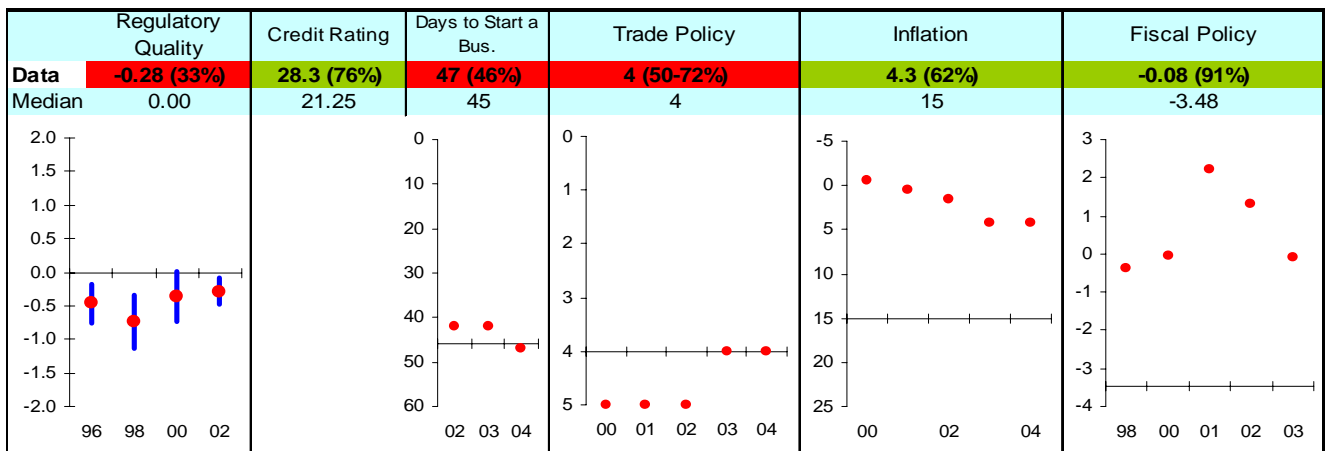
## Ruling Justly



## Investing in People



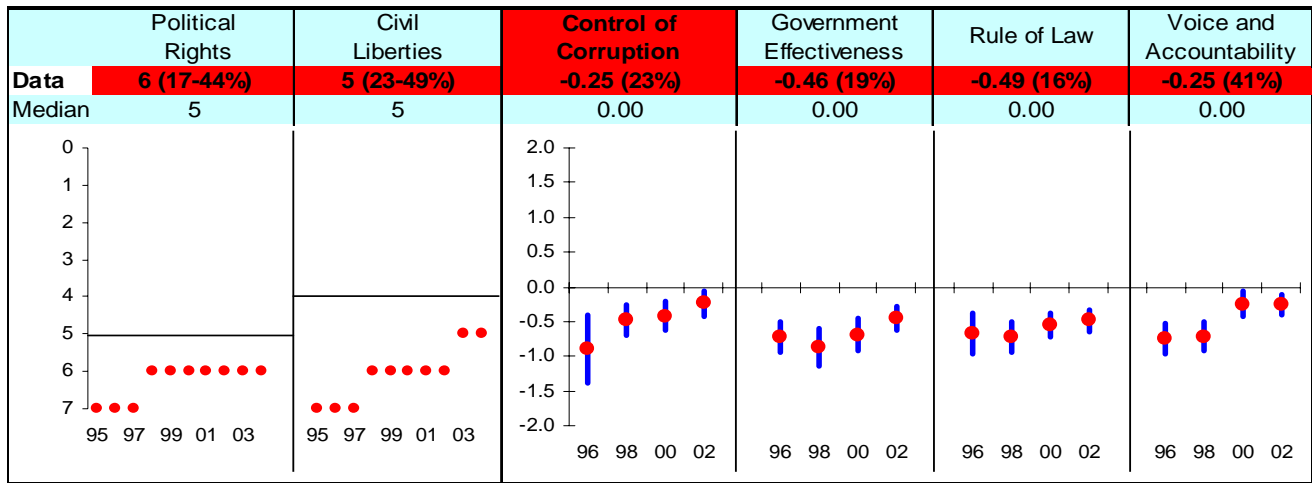
## Economic Freedom



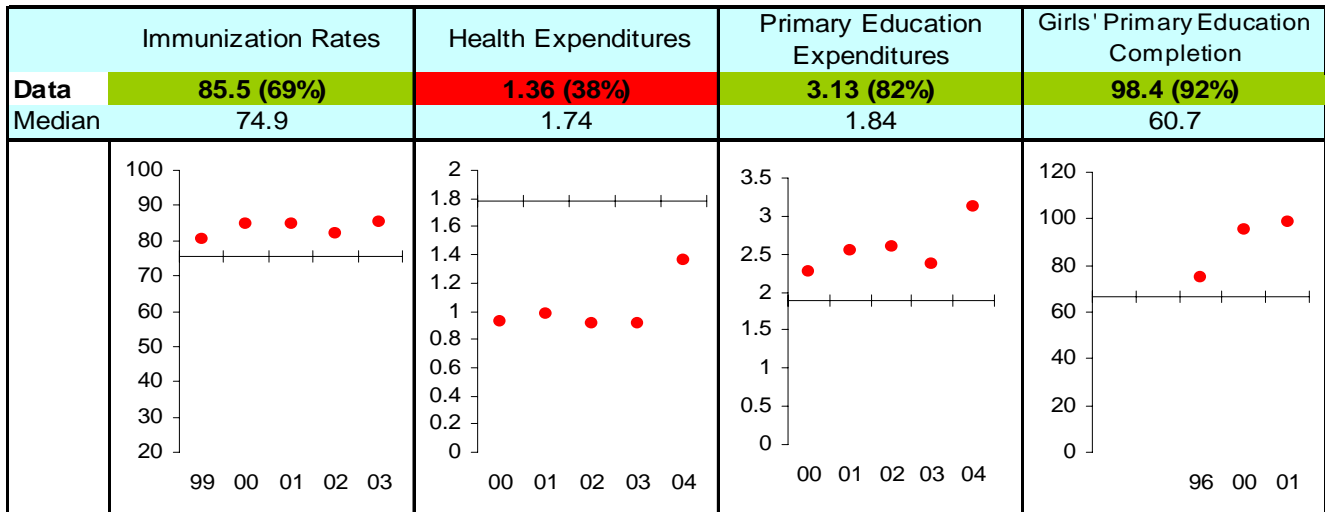
Note: The Board of the MCC will consider performance under these indicators plus qualitative and other materials in choosing countries eligible to submit compact proposals to MCC. The first number is the country's score and percentage in () is their ranking relative to other candidate countries (0% the worst, 50% the median, and 100% the best.) Graphs: higher is better, the horizontal-axis has been drawn through the median, the red dot is the data point, and the blue vertical bar is the standard error. Indicators highlighted in green are above the median as currently calculated and those in red are below. Medians may change as new data becomes available.

# Tajikistan FY05

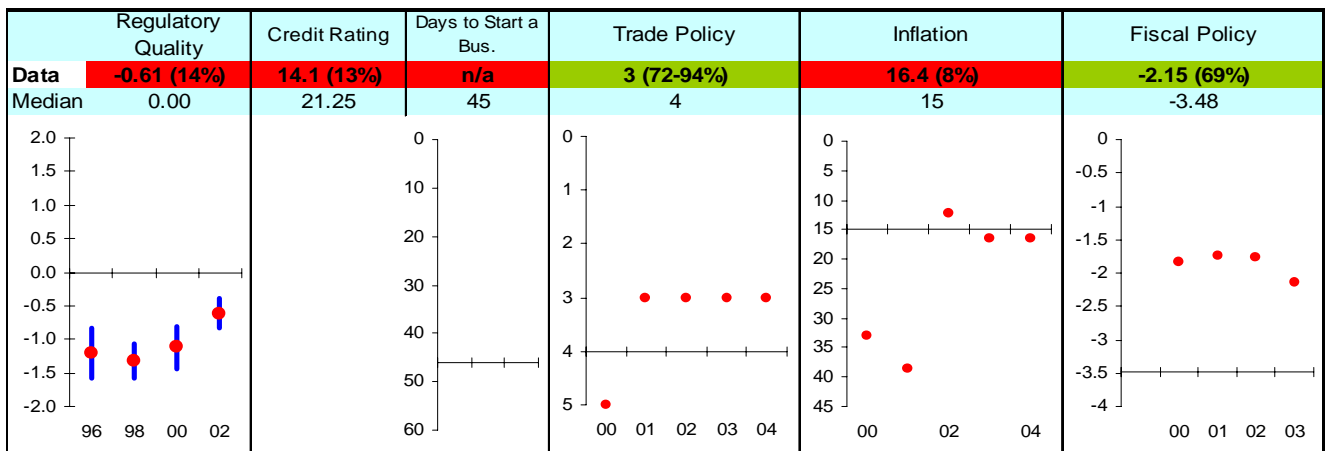
## Ruling Justly



## Investing in People



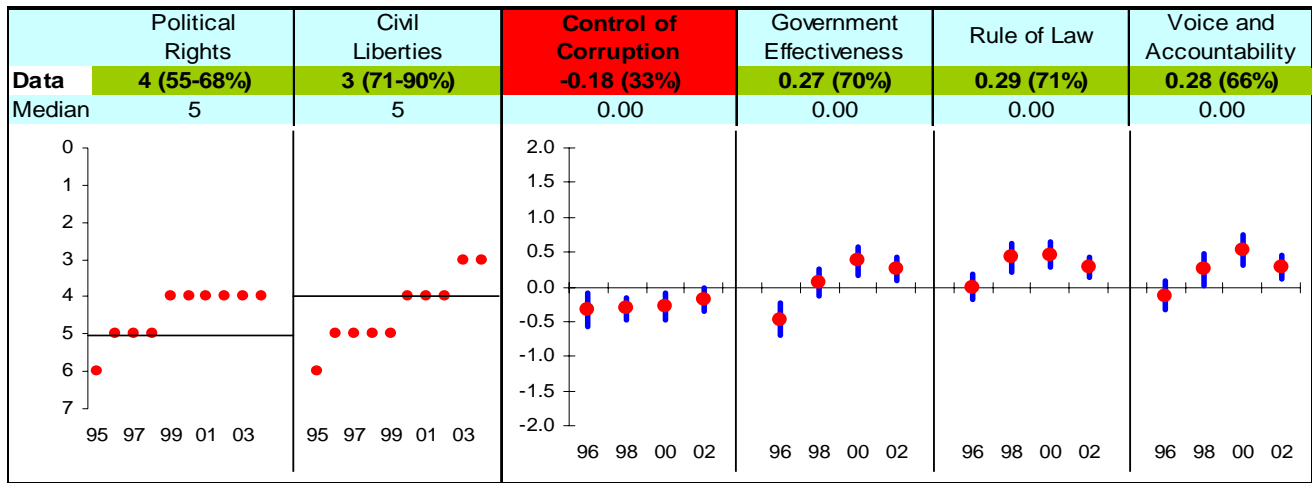
## Economic Freedom



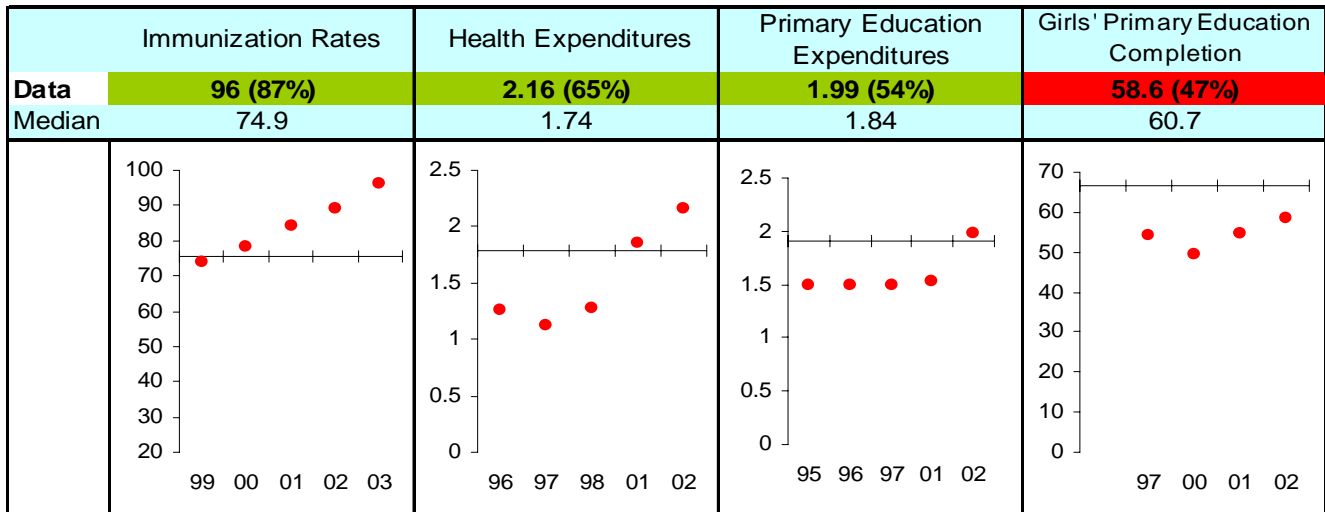
Note: The Board of the MCC will consider performance under these indicators plus qualitative and other materials in choosing countries eligible to submit compact proposals to MCC. The first number is the country's score and percentage in () is their ranking relative to other candidate countries (0% the worst, 50% the median, and 100% the best.) Graphs: higher is better, the horizontal-axis has been drawn through the median, the red dot is the data point, and the blue vertical bar is the standard error. Indicators highlighted in green are above the median as currently calculated and those in red are below. Medians may change as new data becomes available.

# Tanzania FY05

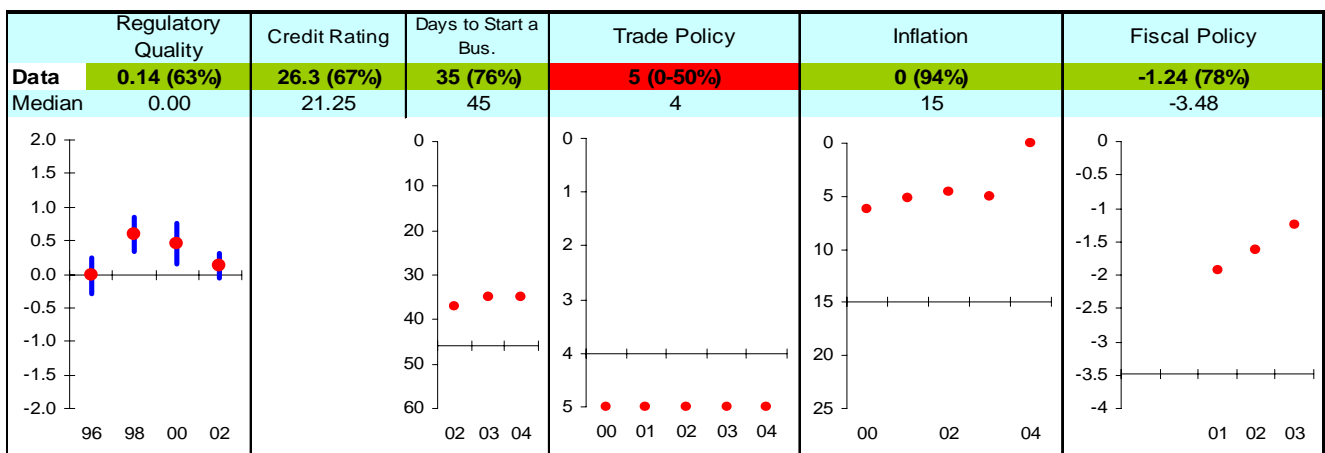
## Ruling Justly



## Investing in People



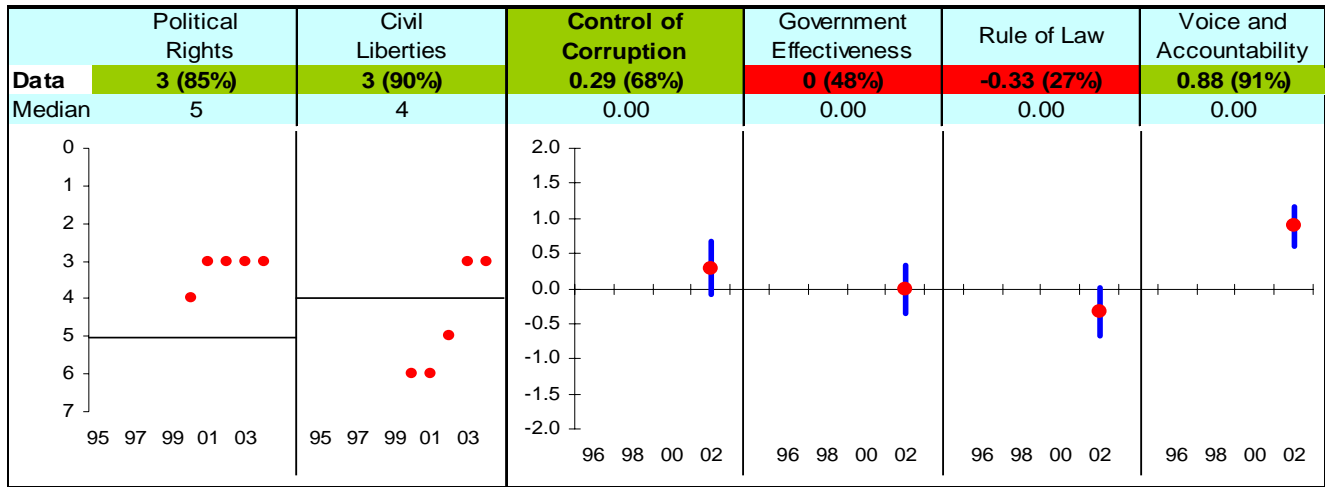
## Economic Freedom



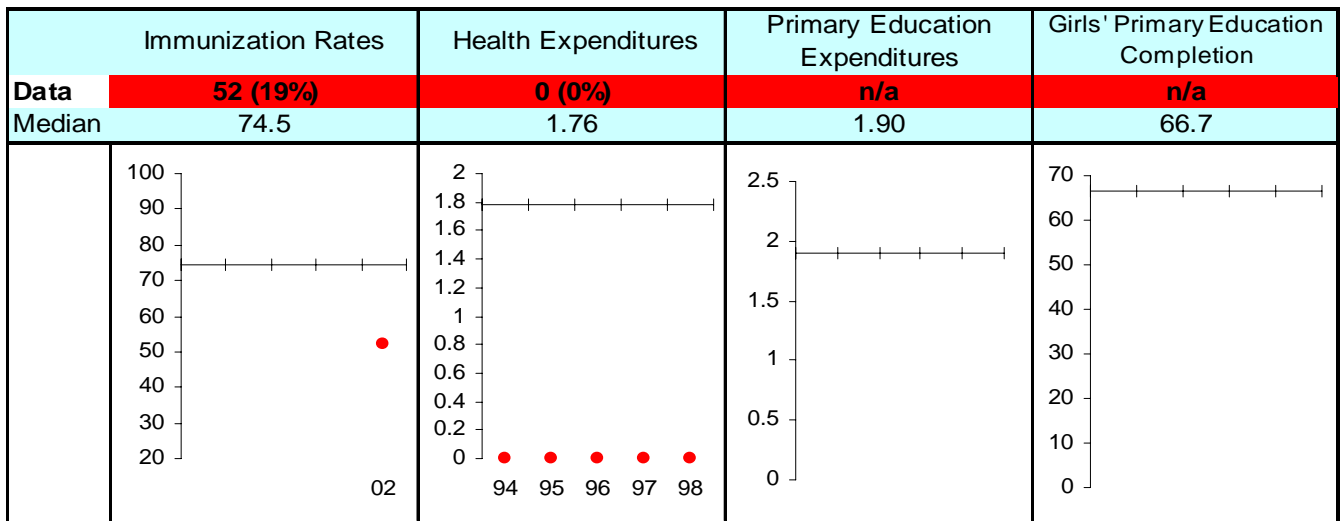
Note: The Board of the MCC will consider performance under these indicators plus qualitative and other materials in choosing countries eligible to submit compact proposals to MCC. The first number is the country's score and percentage in () is their ranking relative to other candidate countries (0% the worst, 50% the median, and 100% the best.) Graphs: higher is better, the horizontal-axis has been drawn through the median, the red dot is the data point, and the blue vertical bar is the standard error. Indicators highlighted in green are above the median as currently calculated and those in red are below. Medians may change as new data becomes available.

# Timor-Leste

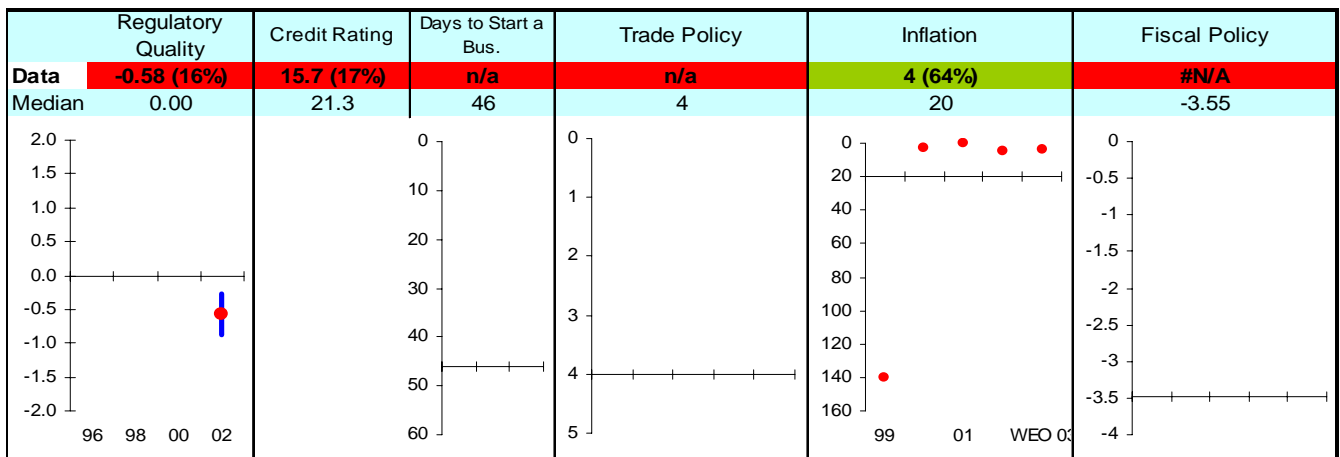
## Ruling Justly



## Investing in People



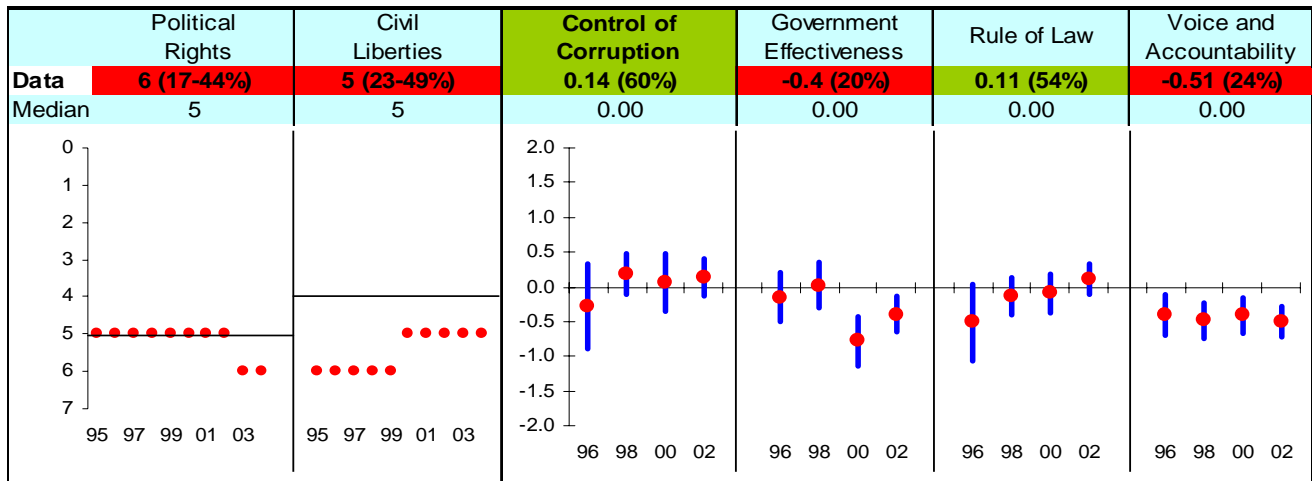
## Economic Freedom



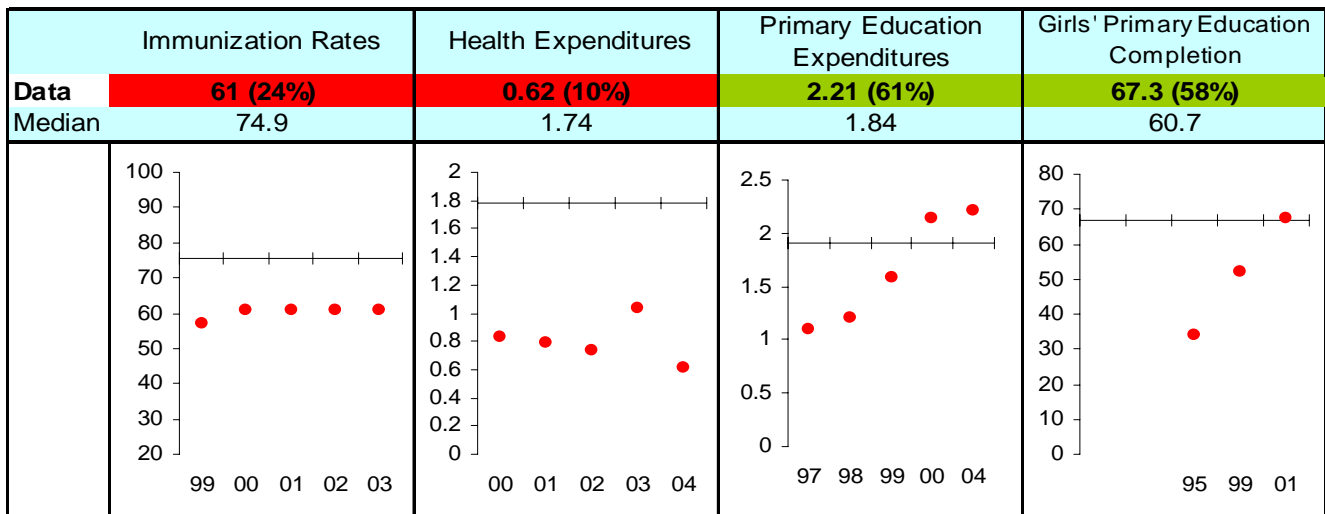
Note: The Board of the MCC will consider performance under these indicators plus qualitative and other materials in choosing countries eligible to submit compact proposals to MCC. The first number is the country's score and percentage in () is their ranking relative to other candidate countries (0% the worst, 50% the median, and 100% the best.) Graphs: higher is better, the horizontal-axis has been drawn through the median, the red dot is the data point, and the blue vertical bar is the standard error. Indicators highlighted in green are above the median as currently calculated and those in red are below. Medians may change as new data becomes available.

# Togo FY05

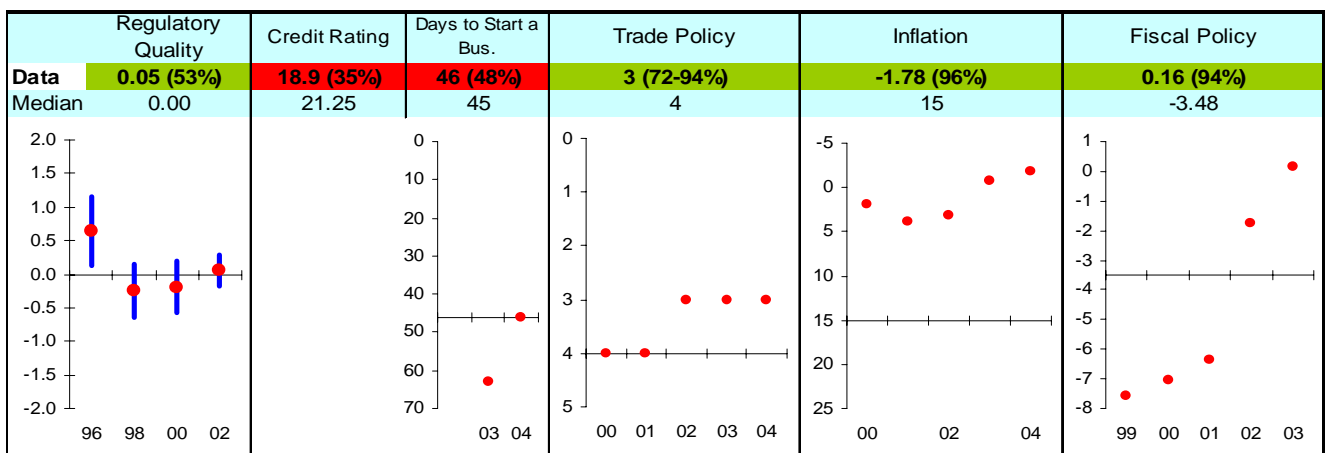
## Ruling Justly



## Investing in People



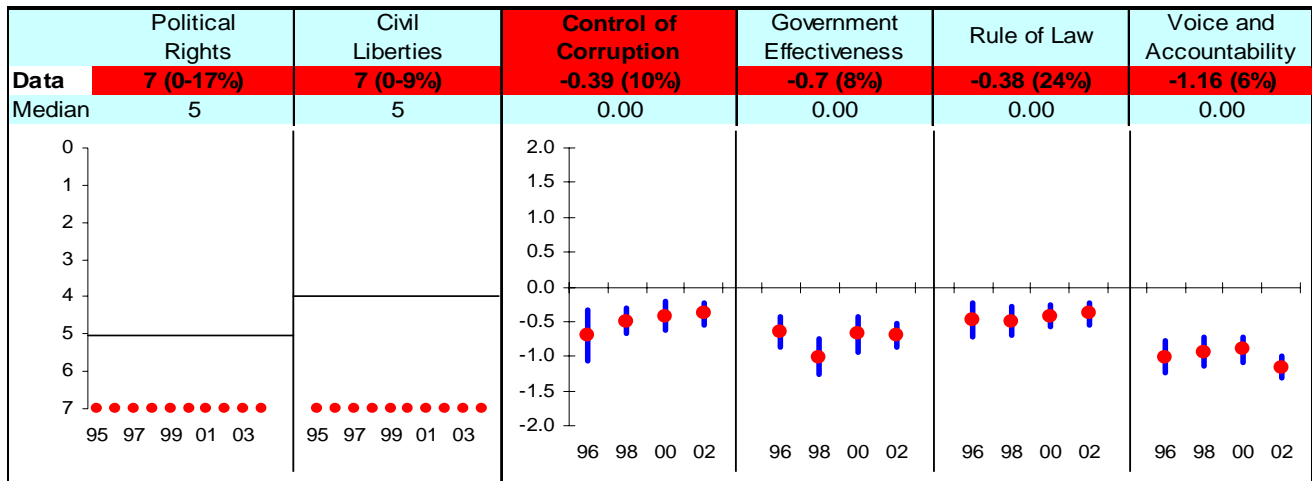
## Economic Freedom



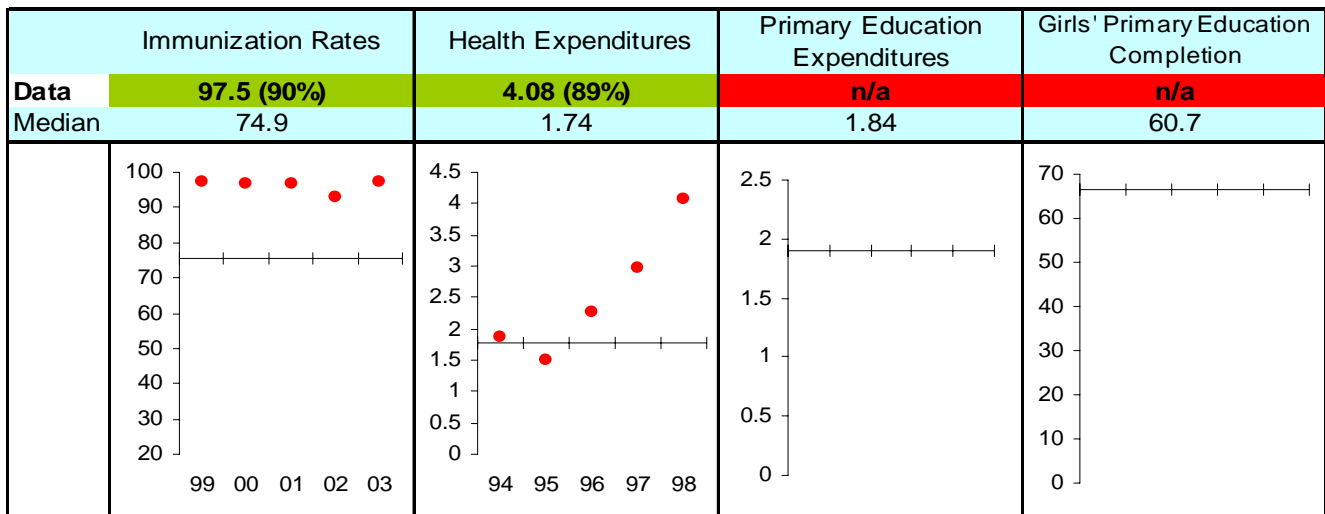
Note: The Board of the MCC will consider performance under these indicators plus qualitative and other materials in choosing countries eligible to submit compact proposals to MCC. The first number is the country's score and percentage in () is their ranking relative to other candidate countries (0% the worst, 50% the median, and 100% the best.) Graphs: higher is better, the horizontal-axis has been drawn through the median, the red dot is the data point, and the blue vertical bar is the standard error. Indicators highlighted in green are above the median as currently calculated and those in red are below. Medians may change as new data becomes available.

# Turkmenistan FY05

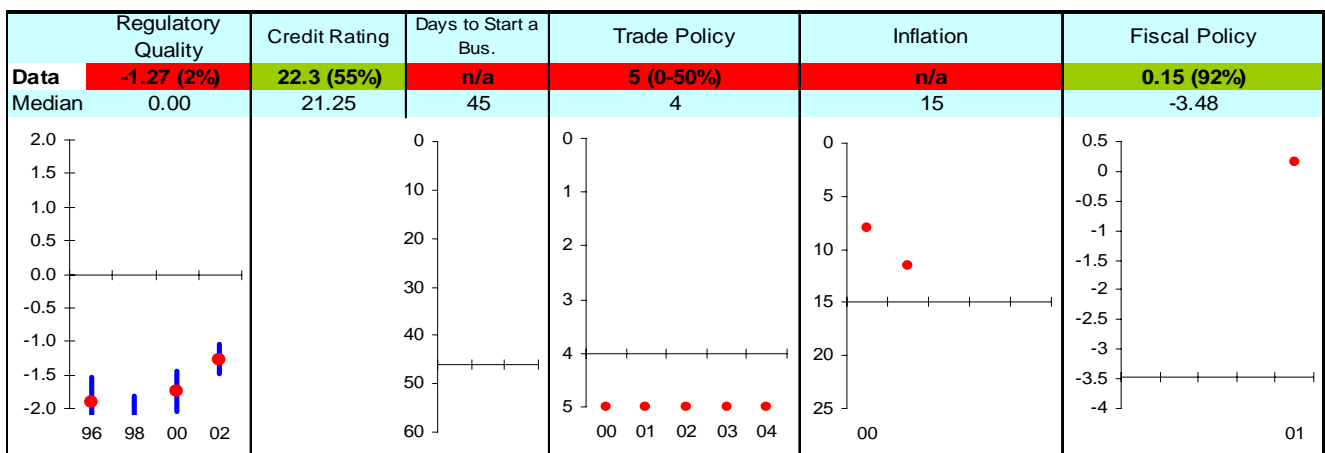
## Ruling Justly



## Investing in People



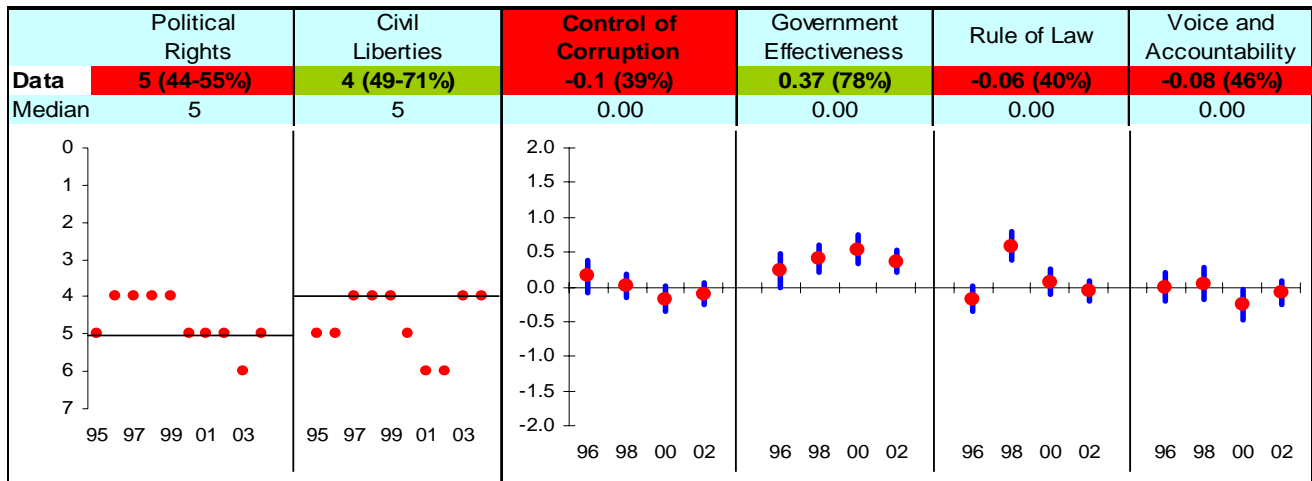
## Economic Freedom



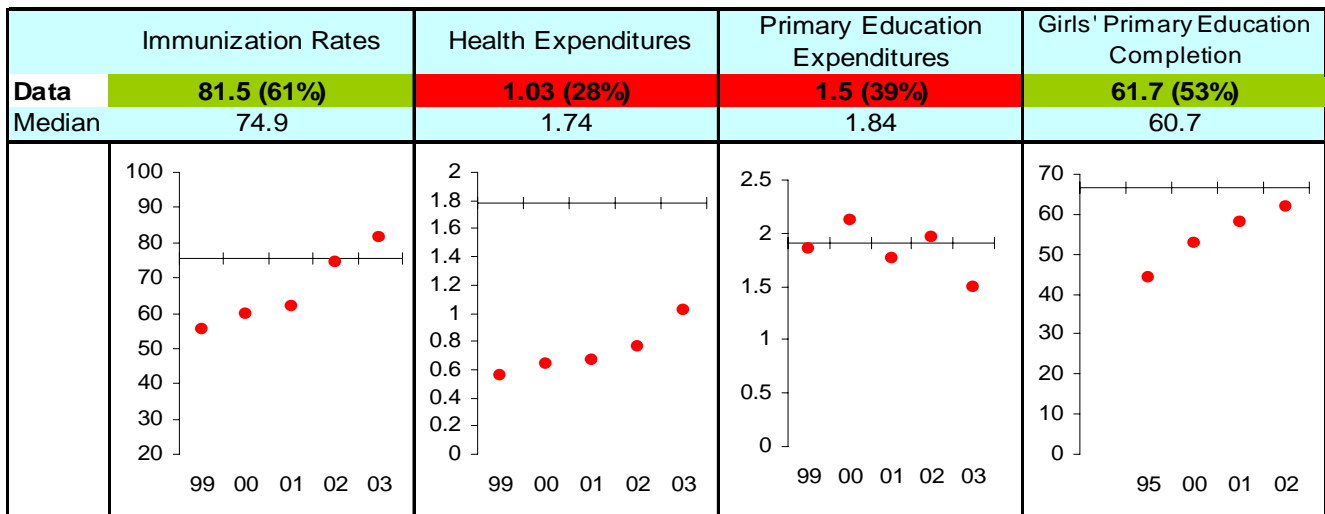
Note: The Board of the MCC will consider performance under these indicators plus qualitative and other materials in choosing countries eligible to submit compact proposals to MCC. The first number is the country's score and percentage in () is their ranking relative to other candidate countries (0% the worst, 50% the median, and 100% the best.) Graphs: higher is better, the horizontal-axis has been drawn through the median, the red dot is the data point, and the blue vertical bar is the standard error. Indicators highlighted in green are above the median as currently calculated and those in red are below. Medians may change as new data becomes available.

# Uganda FY05

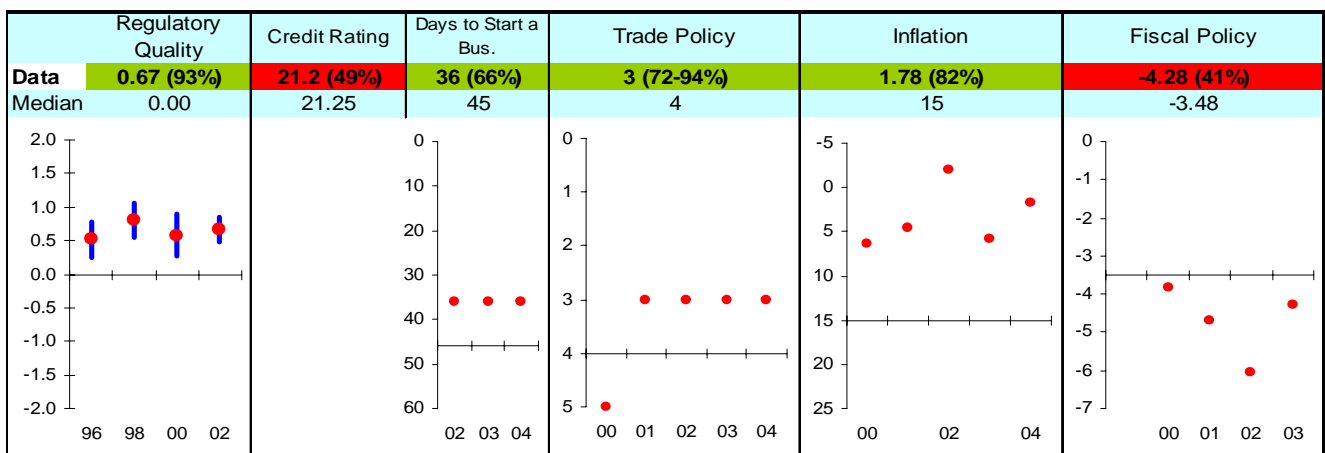
## Ruling Justly



## Investing in People



## Economic Freedom

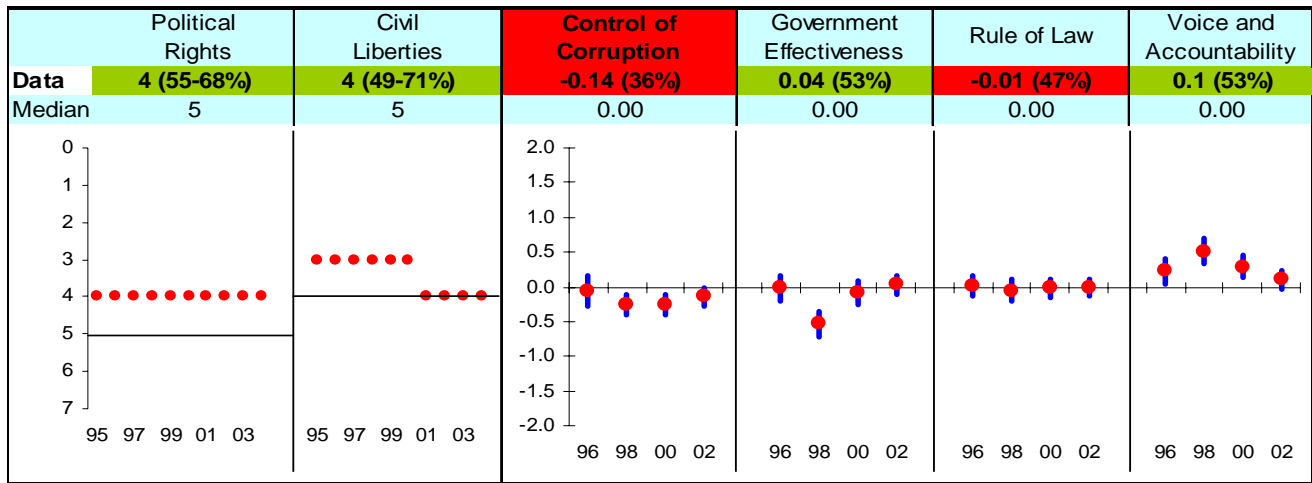


Note: The Board of the MCC will consider performance under these indicators plus qualitative and other materials in choosing countries eligible to submit compact proposals to MCC. The first number is the country's score and percentage in () is their ranking relative to other candidate countries (0% the worst, 50% the median, and 100% the best.) Graphs: higher is better, the horizontal-axis has been drawn through the median, the red dot is the data point, and the blue vertical bar is the standard error. Indicators highlighted in green are above the median as currently calculated and those in red are below. Medians may change as new data becomes available.

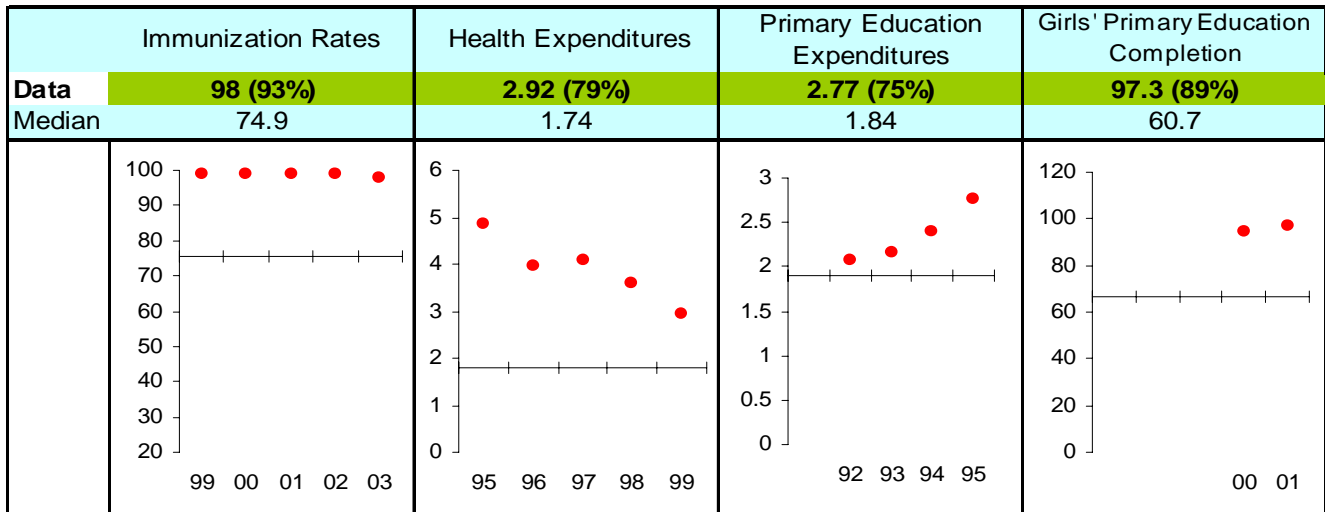


# Ukraine FY05

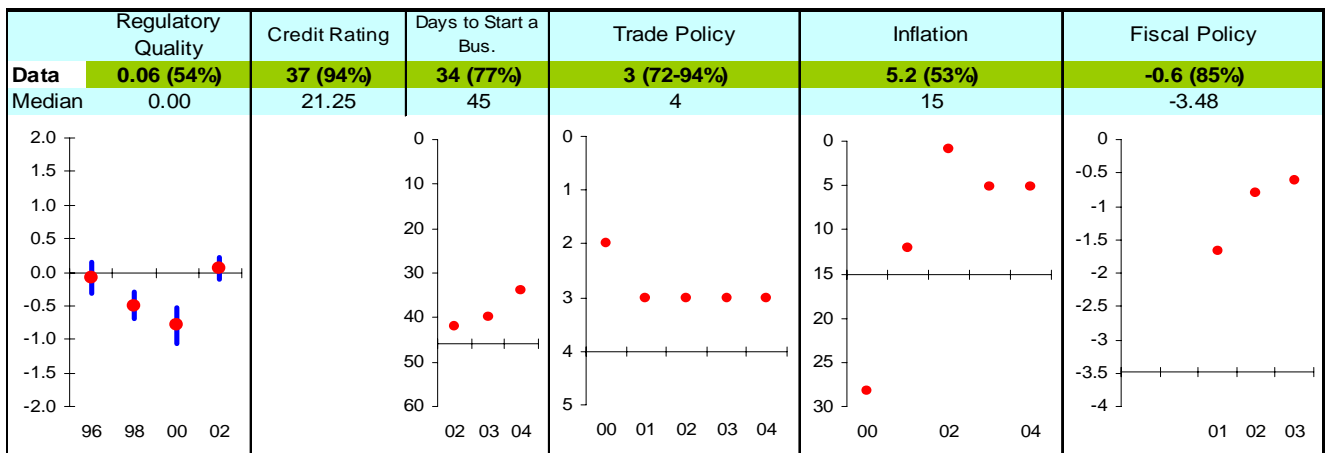
## Ruling Justly



## Investing in People



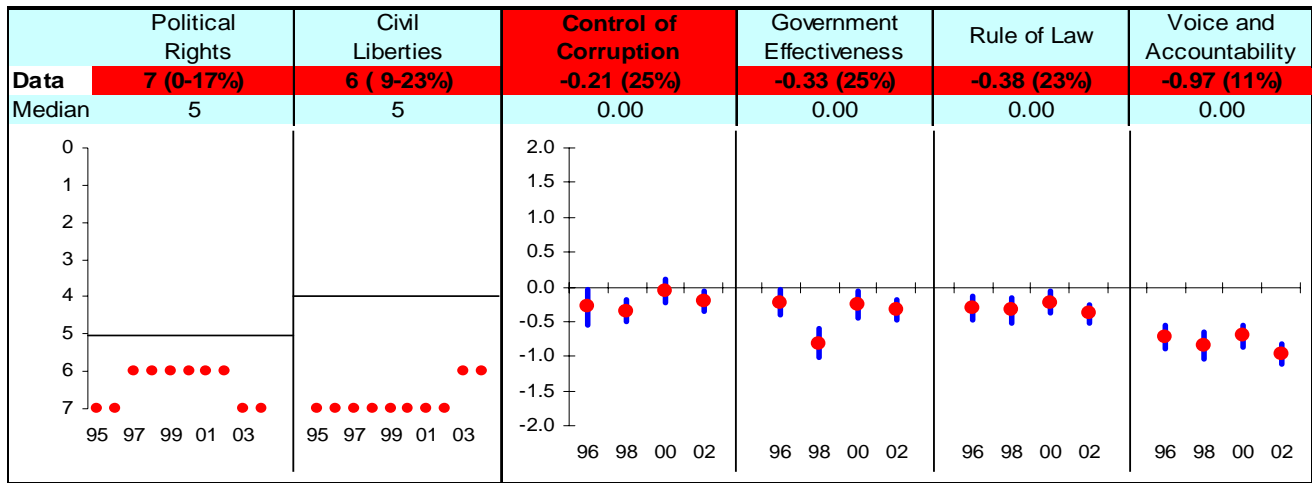
## Economic Freedom



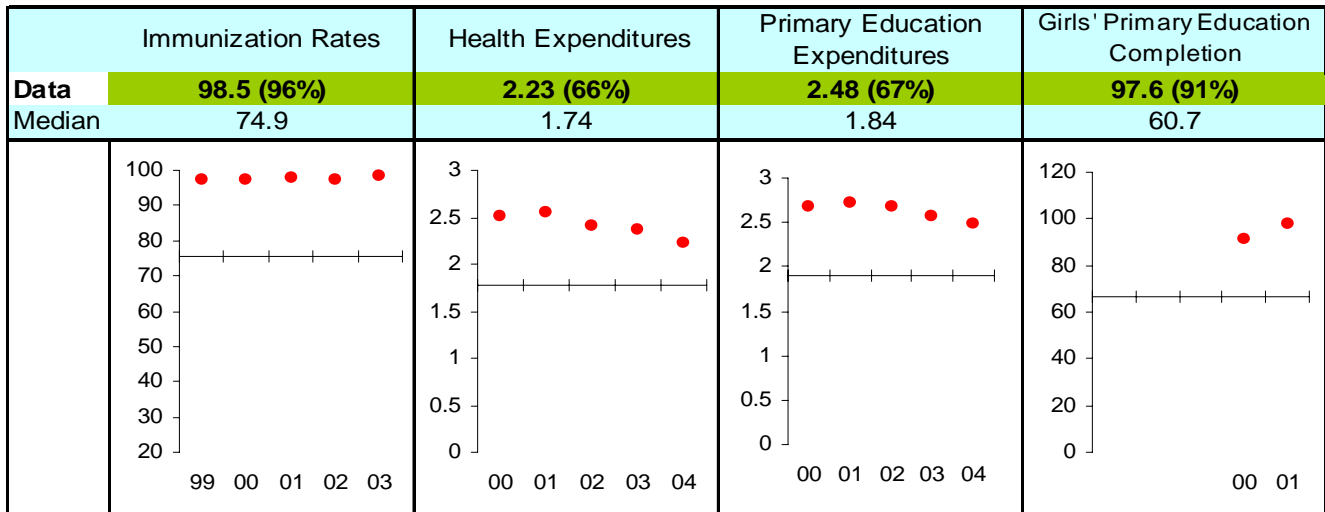
Note: The Board of the MCC will consider performance under these indicators plus qualitative and other materials in choosing countries eligible to submit compact proposals to MCC. The first number is the country's score and percentage in () is their ranking relative to other candidate countries (0% the worst, 50% the median, and 100% the best.) Graphs: higher is better, the horizontal-axis has been drawn through the median, the red dot is the data point, and the blue vertical bar is the standard error. Indicators highlighted in green are above the median as currently calculated and those in red are below. Medians may change as new data becomes available.

# Uzbekistan FY05

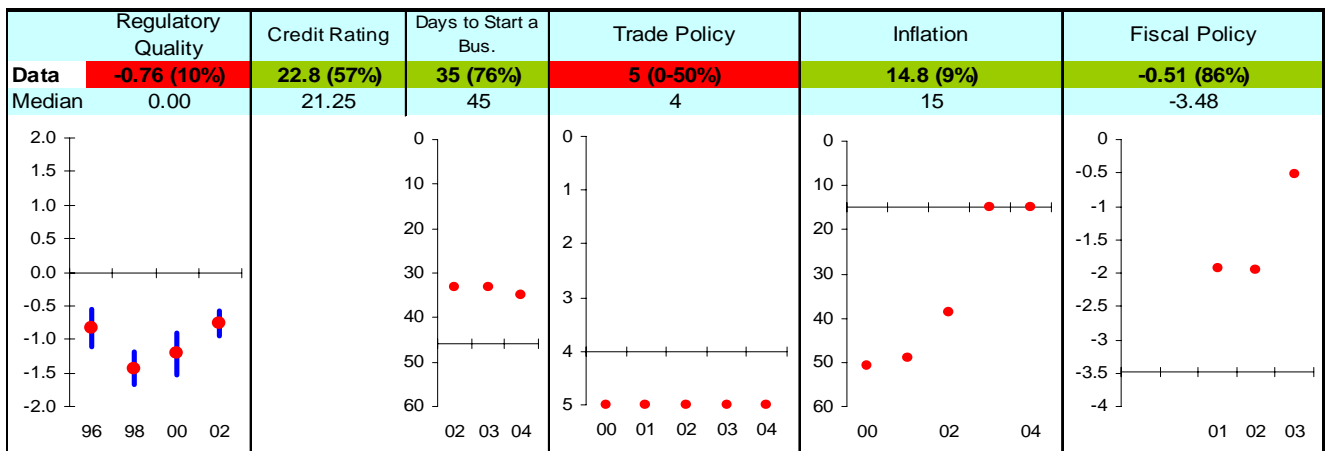
## Ruling Justly



## Investing in People



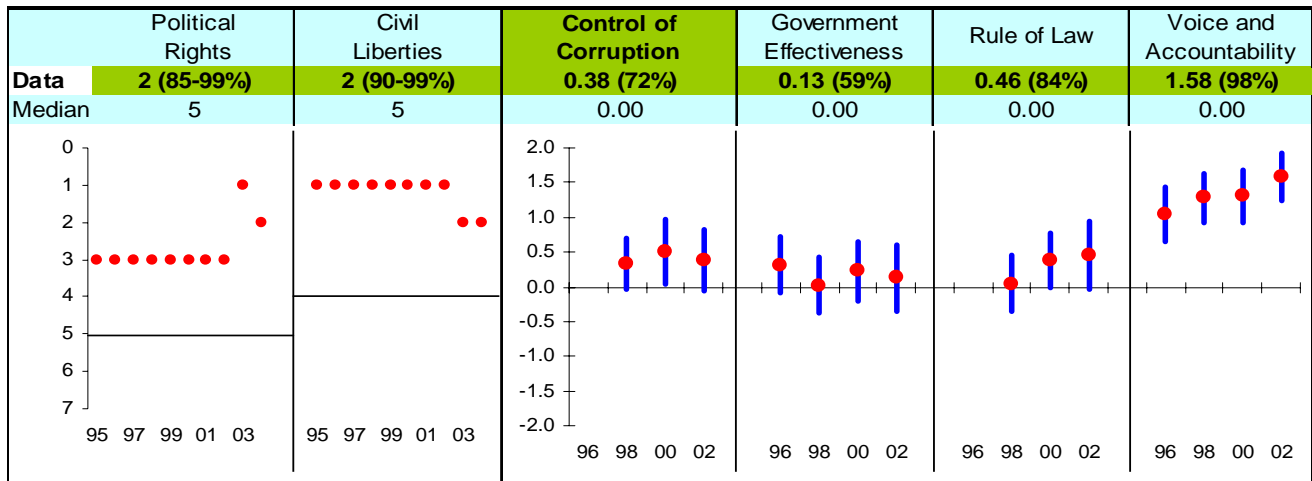
## Economic Freedom



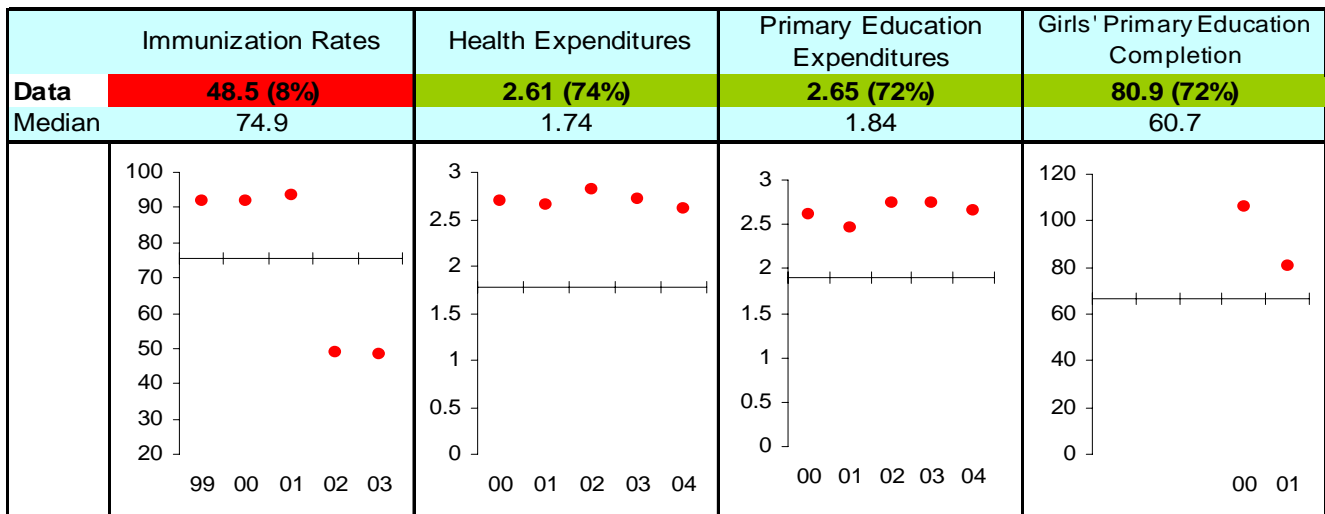
Note: The Board of the MCC will consider performance under these indicators plus qualitative and other materials in choosing countries eligible to submit compact proposals to MCC. The first number is the country's score and percentage in () is their ranking relative to other candidate countries (0% the worst, 50% the median, and 100% the best.) Graphs: higher is better, the horizontal-axis has been drawn through the median, the red dot is the data point, and the blue vertical bar is the standard error. Indicators highlighted in green are above the median as currently calculated and those in red are below. Medians may change as new data becomes available.

# Vanuatu FY05

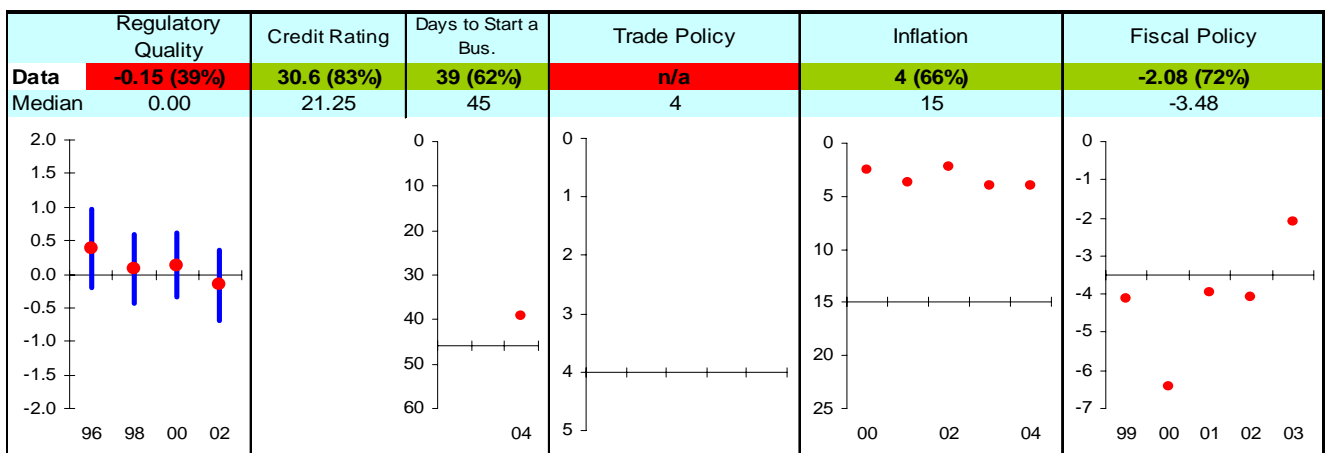
## Ruling Justly



## Investing in People



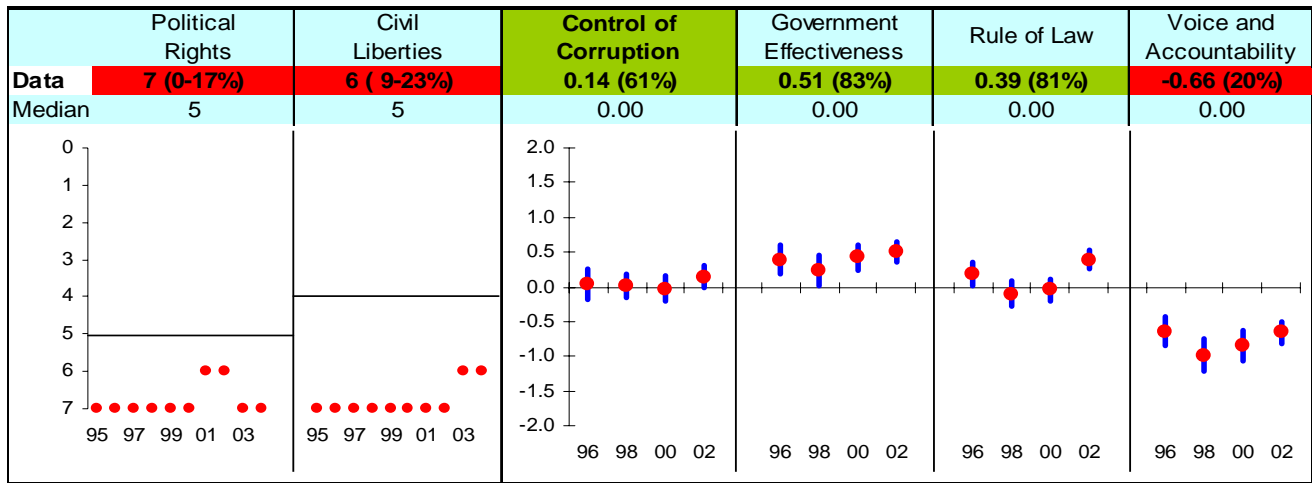
## Economic Freedom



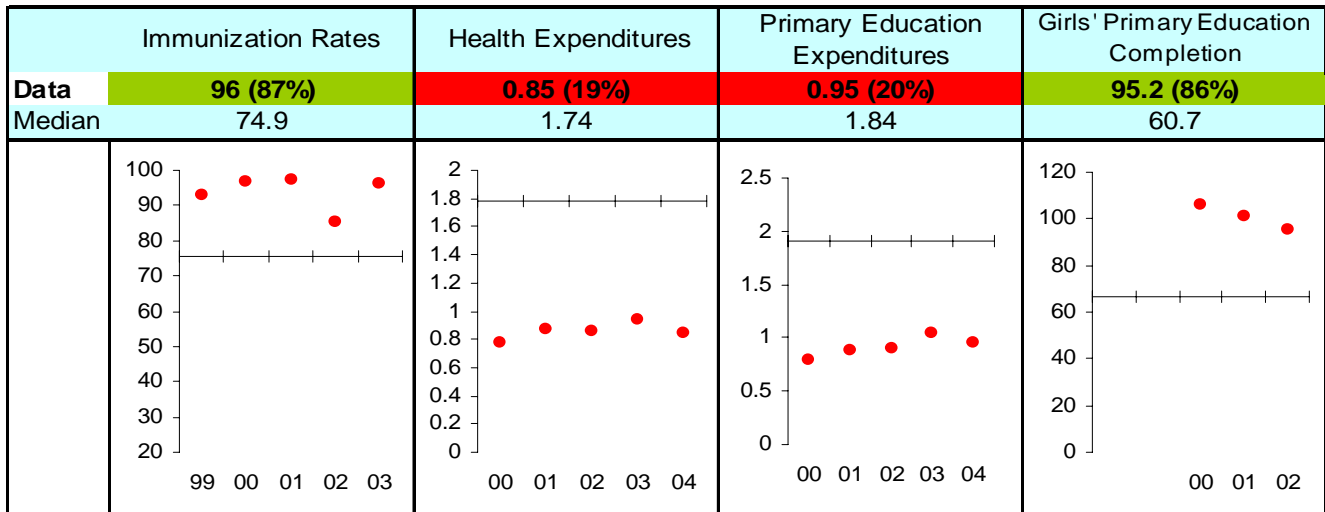
Note: The Board of the MCC will consider performance under these indicators plus qualitative and other materials in choosing countries eligible to submit compact proposals to MCC. The first number is the country's score and percentage in () is their ranking relative to other candidate countries (0% the worst, 50% the median, and 100% the best.) Graphs: higher is better, the horizontal-axis has been drawn through the median, the red dot is the data point, and the blue vertical bar is the standard error. Indicators highlighted in green are above the median as currently calculated and those in red are below. Medians may change as new data becomes available.

# Vietnam FY05

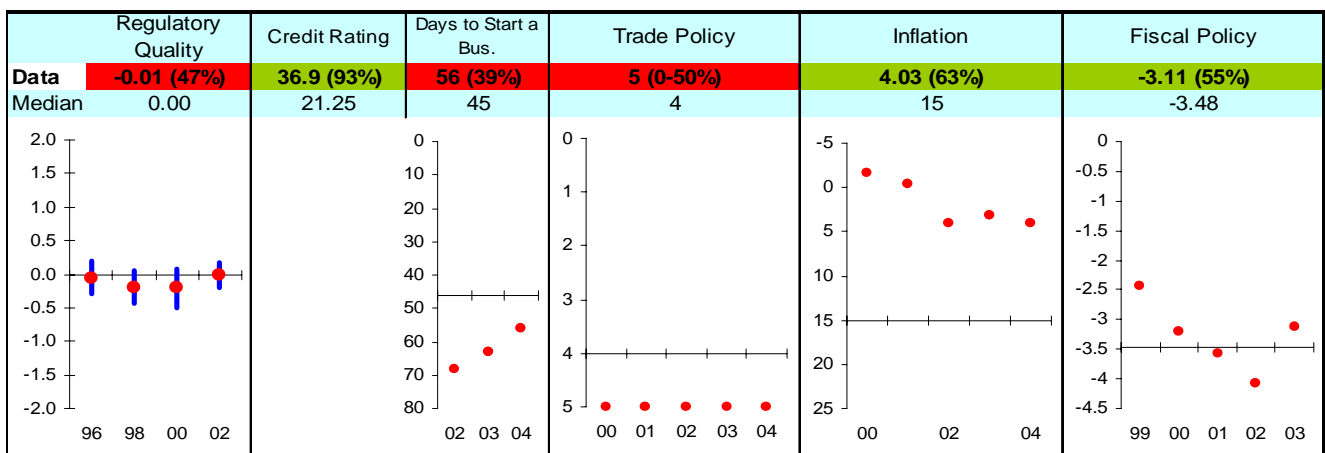
## Ruling Justly



## Investing in People



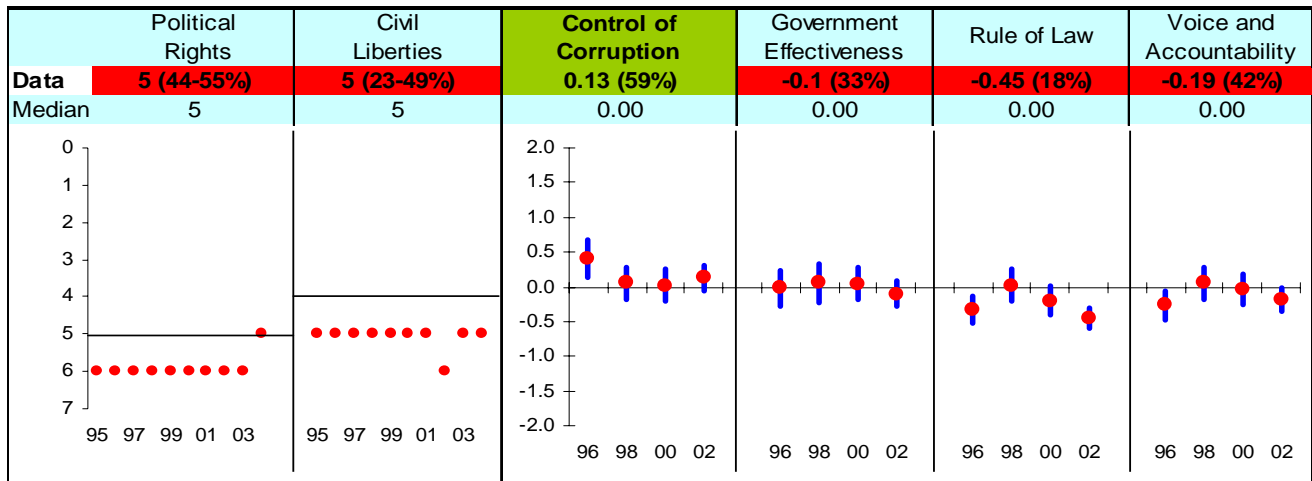
## Economic Freedom



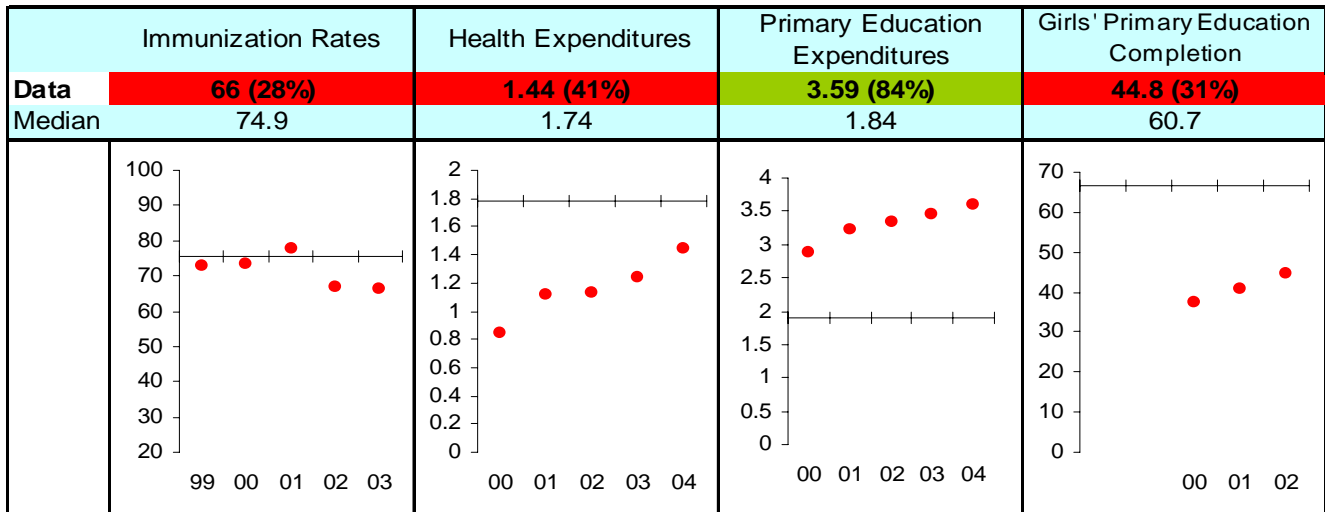
Note: The Board of the MCC will consider performance under these indicators plus qualitative and other materials in choosing countries eligible to submit compact proposals to MCC. The first number is the country's score and percentage in () is their ranking relative to other candidate countries (0% the worst, 50% the median, and 100% the best.) Graphs: higher is better, the horizontal-axis has been drawn through the median, the red dot is the data point, and the blue vertical bar is the standard error. Indicators highlighted in green are above the median as currently calculated and those in red are below. Medians may change as new data becomes available.

# Yemen, Rep. FY05

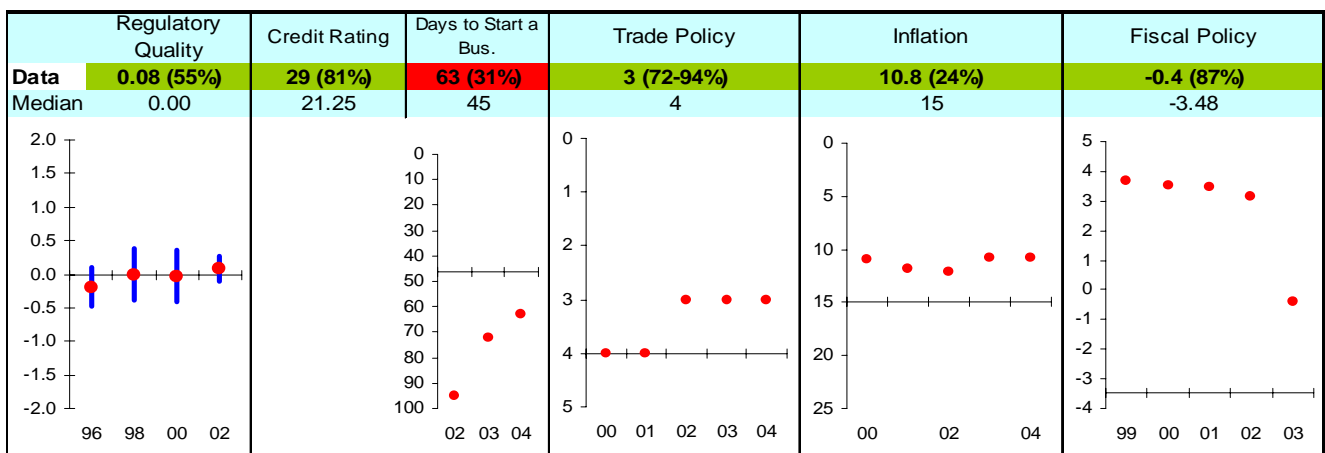
## Ruling Justly



## Investing in People



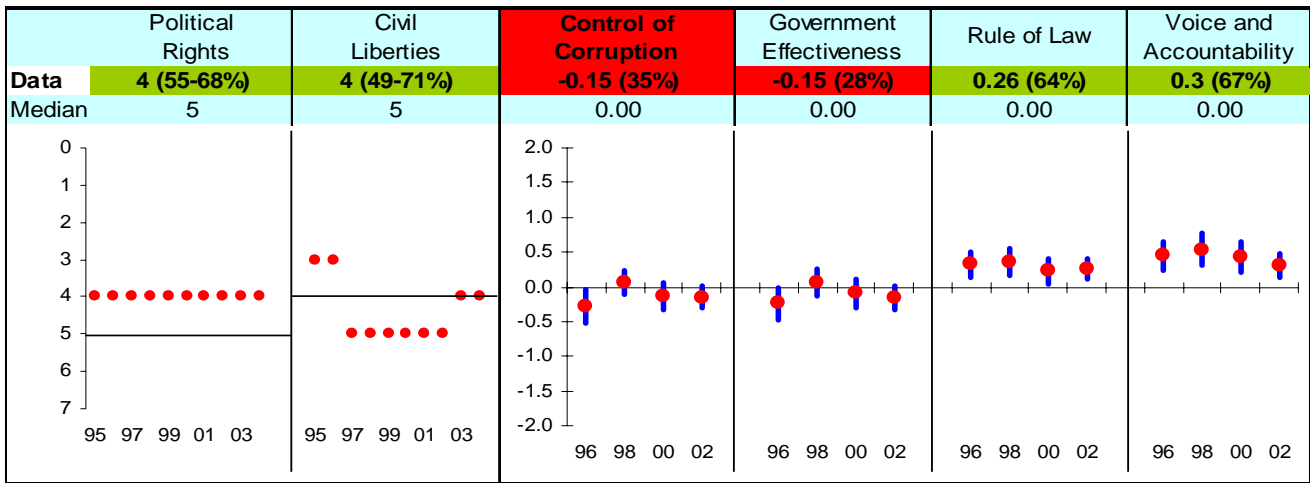
## Economic Freedom



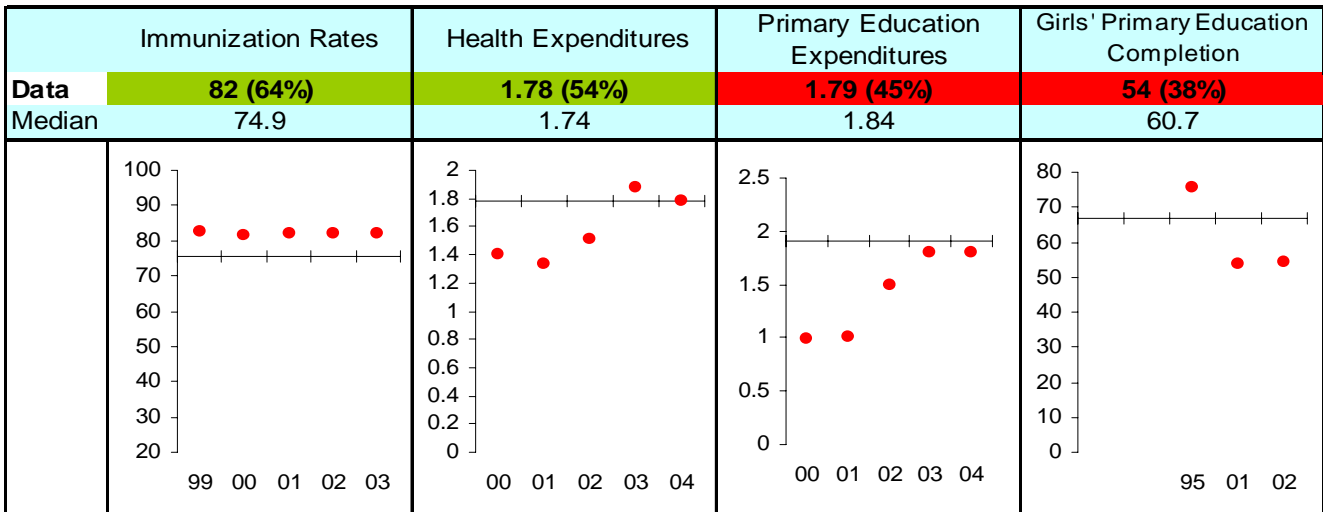
Note: The Board of the MCC will consider performance under these indicators plus qualitative and other materials in choosing countries eligible to submit compact proposals to MCC. The first number is the country's score and percentage in () is their ranking relative to other candidate countries (0% the worst, 50% the median, and 100% the best.) Graphs: higher is better, the horizontal-axis has been drawn through the median, the red dot is the data point, and the blue vertical bar is the standard error. Indicators highlighted in green are above the median as currently calculated and those in red are below. Medians may change as new data becomes available.

# Zambia FY05

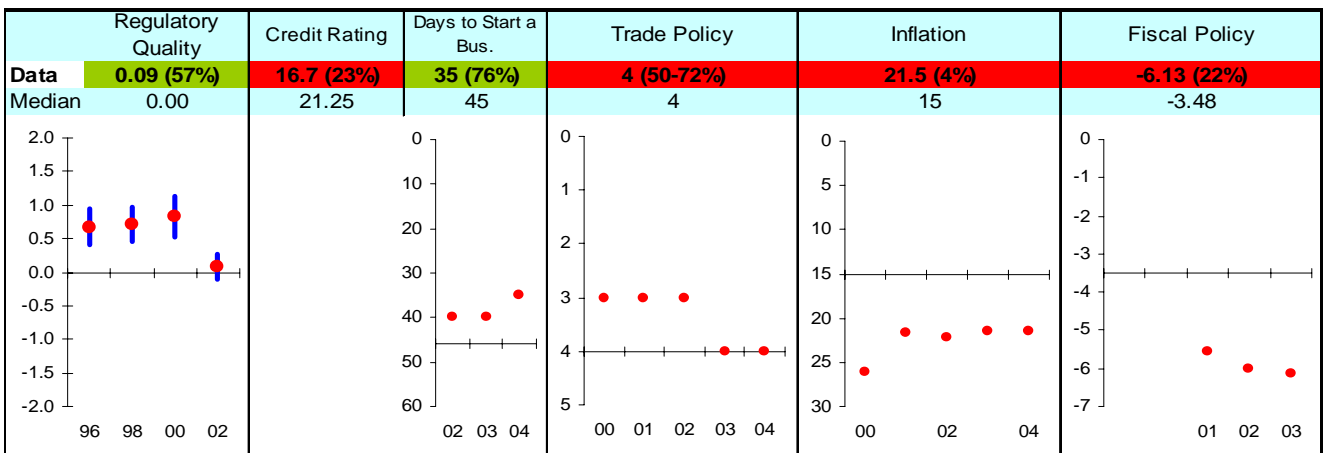
## Ruling Justly



## Investing in People



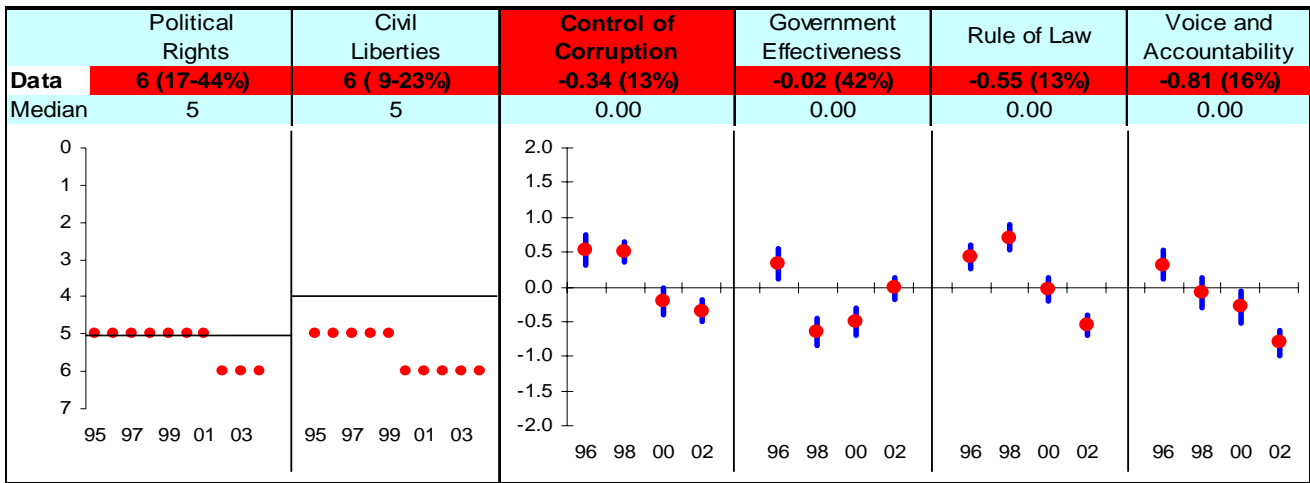
## Economic Freedom



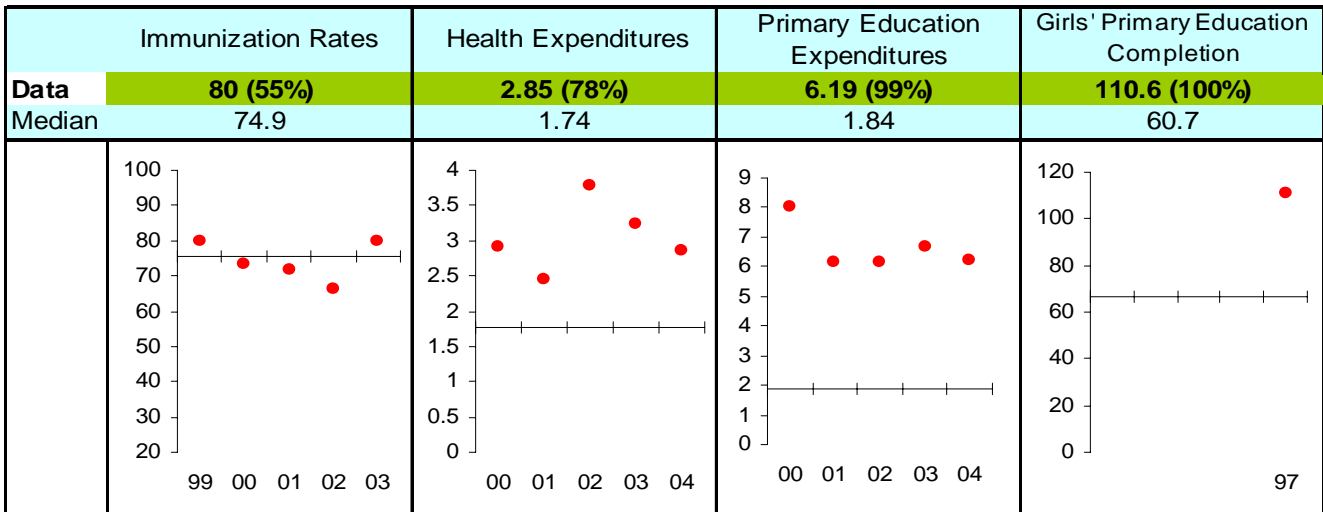
Note: The Board of the MCC will consider performance under these indicators plus qualitative and other materials in choosing countries eligible to submit compact proposals to MCC. The first number is the country's score and percentage in () is their ranking relative to other candidate countries (0% the worst, 50% the median, and 100% the best.) Graphs: higher is better, the horizontal-axis has been drawn through the median, the red dot is the data point, and the blue vertical bar is the standard error. Indicators highlighted in green are above the median as currently calculated and those in red are below. Medians may change as new data becomes available.

# Zimbabwe FY05

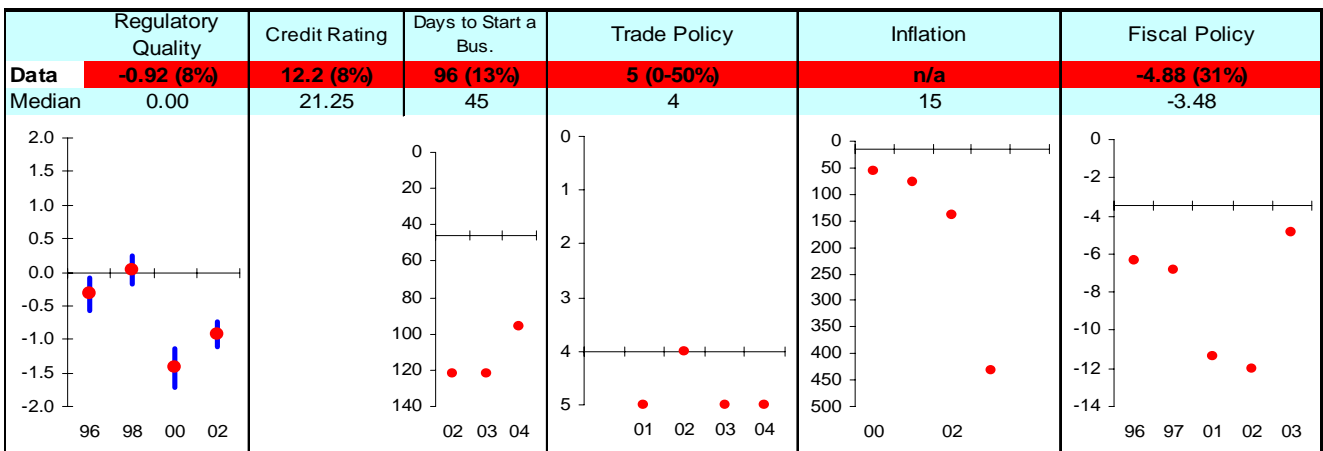
## Ruling Justly



## Investing in People



## Economic Freedom



Note: The Board of the MCC will consider performance under these indicators plus qualitative and other materials in choosing countries eligible to submit compact proposals to MCC. The first number is the country's score and percentage in () is their ranking relative to other candidate countries (0% the worst, 50% the median, and 100% the best.) Graphs: higher is better, the horizontal-axis has been drawn through the median, the red dot is the data point, and the blue vertical bar is the standard error. Indicators highlighted in green are above the median as currently calculated and those in red are below. Medians may change as new data becomes available.