

Daily Direct Steer and Heifer Slaughter Cattle Summary

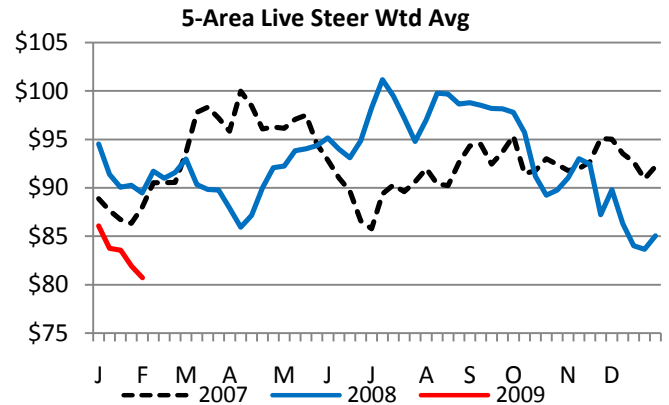
February 06, 2009

Recap for trade on February 05, 2009

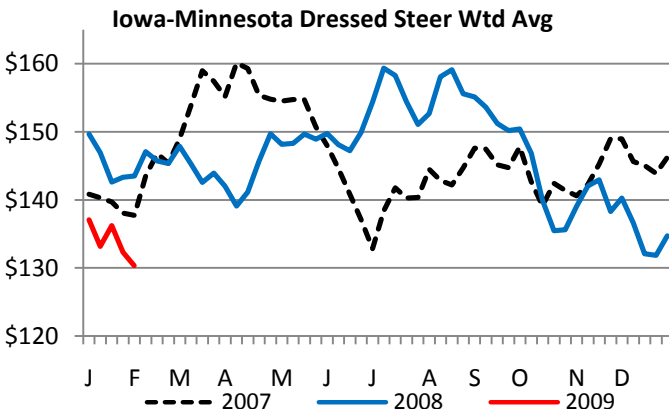
LM_CT100	5-AREA	LM_CT109	
Neg. Cash Volume:	38,975	Dressed Formula Vol:	15,983
Live Steer Avg:	\$81.18	Steer/Heifer Avg:	\$130.03
Live Heifer Avg:	\$80.55	Dressed Neg. Grid Vol:	851
Dressed Steer Avg:	\$131.08	Steer/Heifer Avg:	\$133.15
Dressed Heifer Avg:	\$130.96	TOTAL VOLUME:	55,809
LM_CT106	TOTAL WK TO DATE VOLUME:		145,246
Committed:	62,197	Delivered:	72,761

Trading was light to moderate with moderate demand in Nebraska and Iowa/Minnesota. Compared to last week, dressed sales in Nebraska sold mostly 1.00 to 2.00 higher from 131.00-132.00, mostly 131.00. Compared to last week, dressed sales in Iowa/Minnesota sold 1.00 higher from 131.00-132.00. Trading and demand were inactive in Colorado. Last week, live sales sold from 80.00-80.50 and dressed sales sold at 130.00. Trading and demand were inactive in the Southern Plains. Last week live sales sold from 80.00-82.00.

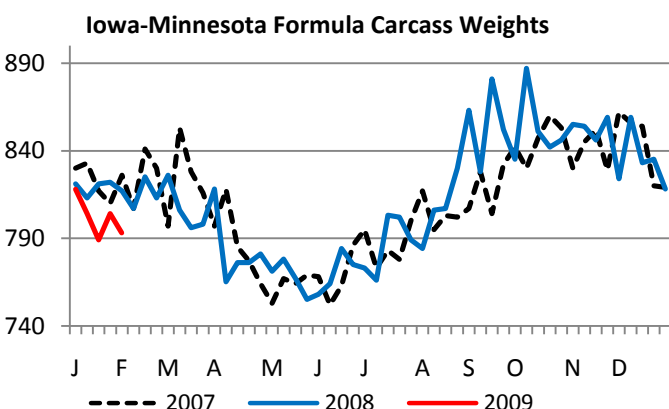
LM_CT125	TX-OK-NM	LM_CT109	
Neg. Cash Volume:	0	Dressed Formula Vol:	12,147
Live Steer Avg:	N/A	Steer/Heifer Avg:	\$129.70
Live Heifer Avg:	N/A	Dressed Neg. Grid Vol:	0
Dressed Steer Avg:	N/A	Steer/Heifer Avg:	N/A
Dressed Heifer Avg:	N/A	TOTAL VOLUME:	12,147
LM_CT106	TOTAL WK TO DATE VOLUME:		39,362
Committed:	8,904	Delivered:	20,094



LM_CT126	KANSAS	LM_CT109	
Neg. Cash Volume:	1,628	Dressed Formula Vol:	727
Live Steer Avg:	\$81.00	Steer/Heifer Avg:	\$128.20
Live Heifer Avg:	\$81.00	Dressed Neg. Grid Vol:	0
Dressed Steer Avg:	\$130.56	Steer/Heifer Avg:	N/A
Dressed Heifer Avg:	\$131.00	TOTAL VOLUME:	2,355
LM_CT106	TOTAL WK TO DATE VOLUME:		34,510
Committed:	7,966	Delivered:	17,436



LM_CT127	NEBRASKA	LM_CT109	
Neg. Cash Volume:	29,797	Dressed Formula Vol:	2,833
Live Steer Avg:	\$81.24	Steer/Heifer Avg:	\$131.67
Live Heifer Avg:	\$80.00	Dressed Neg. Grid Vol:	40
Dressed Steer Avg:	\$131.08	Steer/Heifer Avg:	\$129.07
Dressed Heifer Avg:	\$131.26	TOTAL VOLUME:	32,670
LM_CT106	TOTAL WK TO DATE VOLUME:		45,619
Committed:	33,968	Delivered:	20,534



LM_CT128	COLORADO	LM_CT109	
Neg. Cash Volume:	0	Dressed Formula Vol:	92
Live Steer Avg:	N/A	Steer/Heifer Avg:	\$127.12
Live Heifer Avg:	N/A	Dressed Neg. Grid Vol:	0
Dressed Steer Avg:	N/A	Steer/Heifer Avg:	N/A
Dressed Heifer Avg:	N/A	TOTAL VOLUME:	92
LM_CT106	TOTAL WK TO DATE VOLUME:		13,099
Committed:	2,235	Delivered:	8,488

LM_CT129	IA-MN	LM_CT109	
Neg. Cash Volume:	7,550	Dressed Formula Vol:	184
Live Steer Avg:	\$81.50	Steer/Heifer Avg:	\$135.09
Live Heifer Avg:	\$80.82	Dressed Neg. Grid Vol:	976
Dressed Steer Avg:	\$131.10	Steer/Heifer Avg:	\$133.42
Dressed Heifer Avg:	\$129.27	TOTAL VOLUME:	8,710
LM_CT106	TOTAL WK TO DATE VOLUME:		13,234
Committed:	9,124	Delivered:	6,209

USDA Livestock and Grain Market News

St. Joseph, Missouri

Phone: 816-238-0678

Email: stjoe.lgmn@ams.usda.gov

www.ams.usda.gov/LSMarketNews