


Canada. Meteorological Division

Wednesday, January 3, 1945



DAILY WEATHER BULLETIN, Jan-Mar. 1945

Issued by

Meteorological Division, Department of Transport, 1178 Grain Exchange, Winnipeg, Man.,
(Phone 93264)

STATION	A	B	C	D	E	STATION	A	B	C	D	E
Fort St. John	10	-2	.01	1.62	1.92	Saskatoon	5	-13	Tr.	.27	1.17
Beaverlodge	17	-3	.27	3.03	2.20	Swift Current	11	-17	-	1.81	1.24
Calgary	23	10	.05	.70	1.34	Yorkton	1	-22	-	.50	1.62
Coronation	16	-16	-	1.04	1.14	Brandon	6	-18	-	.93	1.43
Cowley	39	12	.68	2.73	3.08	Dauphin	6	-11	-	1.99	1.73
Edmonton	18	-14	-	1.21	1.50	Gimli	4	-14	Tr.	2.61	1.82
Fairview	11	-13	-	2.95	1.85	Minnedosa	3	-17	-	.57	1.53
Grande Prairie	22	-9	.13	1.98	3.38	Portage la Pr.	6	-11	Tr.	2.38	1.83
Jasper	24	8	Tr.	.97	1.82	Rivers	4	-17	-	1.08	1.55
Lethbridge	19	15	.06	2.61	1.20	Souris	6	-13	-	1.27	1.95
McMurray	3	-10	Tr.	1.59	1.83	The Pas	0	-23	-	2.17	1.37
Medicine Hat	21	5	.06	.99	1.41	WINNIPEG	4	-14	.02	2.54	2.04
Red Deer	21	-7	.15	.79	1.51	Kenora	0	-14	.04	4.92	2.54
Vulcan	21	12	Tr.	.58	1.09	Sioux Lookout	-2	-16	.03	3.11	2.53
Breadview	3	-17	-	.80	1.31	Fort Arthur	8	-7	.01	4.16	2.46
Moose Jaw	..	-14	-	.42	1.25	White River	3	-7	.08	3.56	4.36
N. Battleford	4	-9	Tr.	.71	.89	North Bay	6	-9	.08	7.75	6.57
Prince Albert	1	-17	Tr.	1.12	1.64	Toronto	14	4	.05	6.61	5.51
Regina	14	-16	Tr.	.53	.88						

Column "A" - Highest temperature yesterday.
 "B" - Lowest temperature during last night.
 "C" - Precipitation for the 24 hours ending 7.30 a.m. C. D. T.
 "D" - Accumulated total precipitation since November 1, 1944.
 "E" - Normal precipitation November 1st to date.

WINNIPEG TEMPERATURE COMPARISONS

	Maximum	Minimum	Mean
January 2, 1945	4.1	-20.7	-8.3
Normal	7.7	-9.7	-1.0
January 2, 1944	33.8	8.1	21.0
Highest on record for January 2,		38.2 in 1889	
Lowest on record for January 2,		-41.0 in 1885	


QC
985.5
C2
D3
Jan. - Mar.
1945

FORECASTS

MANITOBA and SASKATCHEWAN: Generally fair and continuing cold to-day and Thursday.

ALBERTA: Partly cloudy and cold to-day and Thursday, with scattered snowflurries.

PEACE RIVER DISTRICT: Generally fair and quite cold to-day and Thursday.



00070

National Oceanic and Atmospheric Administration

Environmental Data Rescue Program

ERRATA NOTICE

One or more conditions of the original document may affect the quality of the image, such as:


Discolored pages

Faded or light ink

Binding intrudes into the text

This document has been imaged through the NOAA Environmental Data Rescue Program. To view the original document, please contact the NOAA Central Library in Silver Spring, MD at (301) 713-2607 x124 or www.reference@nodc.noaa.gov.

Information Manufacturing Corporation
Imaging Subcontractor
Rocket Center, West Virginia
September 14, 1999



Friday, January 4, 1945

DAILY WEATHER BULLETIN

Issued by

Meteorological Division, Department of Transport, 1178 Grain Exchange, Winnipeg, Man.,
(Phone 93264)

<u>STATION</u>	<u>A</u>	<u>B</u>	<u>C</u>	<u>D</u>	<u>E</u>	<u>STATION</u>	<u>A</u>	<u>B</u>	<u>C</u>	<u>D</u>	<u>E</u>
Fort St. John	8	-5	.03	1.65	1.95	Saskatoon	-3	-27	Tr.	.27	1.20
Beaverlodge	15	4	.20	3.23	2.24	Swift Current	5	-9	Tr.	1.81	1.26
Calgary	20	2	-	.70	1.35	Yorkton	-9	-26	-	.50	1.65
Coronation	11	-1	Tr.	1.04	1.16	Brandon	-4	-22	-	.93	1.45
Cowley	35	12	Tr.	2.73	3.13	Dauphin	-1	-20	-	1.99	1.76
Edmonton	9	-5	.01	1.22	1.53	Gimli	-8	-20	-	2.61	1.85
Fairview	7	-12	-	2.95	1.88	Minnedosa	-7	-23	-	.57	1.56
Grande Prairie	12	1	.26	2.24	3.42	Portage la Pr.	-4	-17	-	2.38	1.86
Jasper	29	19	-	.97	1.87	Rivers	3	-23	Tr.	1.08	1.57
Lethbridge	20	-2	.07	2.68	1.23	Souris	-3	-20	Tr.	1.27	1.98
McMurray	-8	-40	Tr.	1.59	1.86	The Pas	-14	-30	-	2.17	1.39
Medicine Hat	18	4	Tr.	.99	1.43	WINNIPEG	-7	-21	Tr.	2.54	2.07
Red Deer	17	6	.10	.89	1.54	Kenora	-7	-20	.01	4.93	2.58
Vulcan	20	-1	-	.58	1.11	Sioux Lookout	-7	-29	Tr.	3.11	2.56
Broadview	-4	-19	Tr.	.80	1.33	Port Arthur	-1	-19	.01	4.17	2.48
Moose Jaw	..	-18	-	.42	1.27	White River	-1	-40	-	3.56	4.42
N. Battleford	-1	-22	Tr.	.71	.90	North Bay	16	-3	.15	7.90	6.70
Prince Albert	-6	-29	Tr.	1.12	1.67	Toronto	28	16	.09	6.70	5.60
Regina	0	-21	Tr.	.53	.90						

- Column "A" - Highest temperature yesterday.
- "B" - Lowest temperature during last night.
- "C" - Precipitation for the 24 hours ending 7.30 a.m. C. D. T.
- "D" - Accumulated total precipitation since November 1, 1944.
- "E" - Normal precipitation November 1st to date.

WINNIPEG TEMPERATURE COMPARISONS

	<u>Maximum</u>	<u>Minimum</u>	<u>Mean</u>
January 3, 1945	-7.1	-17.5	-12.3
Normal	7.4	-10.1	-1.4
January 3, 1944	22.4	10.8	16.6
Highest on record for January 3,	37.9 in 1880		
Lowest on record for January 3,	-44.5 in 1884		

FORECASTS

MANITOBA and SASKATCHEWAN: Generally fair and decidedly cold to-day and Friday.

ALBERTA and PEACE RIVER DISTRICT: Partly cloudy and cold to-day and Friday, with scattered snowflurries.

Friday, January 5, 1945



DAILY WEATHER BULLETIN

Issued by

Meteorological Division, Department of Transport, 1178 Grain Exchange, Winnipeg, Man.,
(Phone 93264)

STATION	A	B	C	D	E	STATION	A	B	C	D	E
Port St. John	3	-2	.04	1.69	1.98	Saskatoon	-20	-22	-	.27	1.23
Beaverlodge	6	3	.17	3.40	2.29	Swift Current	5	-3	.17	1.98	1.28
Calgary	10	2	-	.69	1.37	Yorkton	-20	-32	-	.50	1.68
Coronation	4	-6	.08	1.12	1.18	Brandon	-9	-34	-	1.03	1.47
Cowley	40	31	-	2.73	3.18	Dauphin	-9	-30	-	1.98	1.80
Edmonton	4	-1	.83	2.05	1.55	Gimli	-13	-27	-	2.61	1.88
Fairview	-1	-5	.03	2.98	1.91	Minnedosa	-13	-35	-	.57	1.58
Grande Prairie	7	-2	.10	2.34	3.47	Portage la Pr.	-10	-28	-	2.38	1.89
Jasper	33	22	.15	1.12	1.92	Rivers	-11	-34	-	1.08	1.60
Lethbridge	16	8	Tr.	2.68	1.26	Souris	-11	-28	-	1.27	2.02
McMurray	-21	-31	Tr.	1.59	1.90	The Pas	-19	-37	-	2.17	1.40
Medicine Hat	25	5	.05	1.04	1.45	WINNIPEG	-13	-30	-	2.54	2.10
Red Deer	12	5	.02	.90	1.57	Kenora	-14	-29	Tr.	4.93	2.61
V uloan	17	1	-	.58	1.12	Sioux Lookout	-17	-38	-	3.11	2.59
Broadview	-12	-35	-	.85	1.35	Port Arthur	-16	-26	-	4.17	2.51
Moose Jaw	..	-8	.05	.47	1.28	White River	-6	-40	-	3.56	4.47
N. Battleford	-15	-18	-	.71	.92	North Bay	10	-12	.03	7.93	6.83
Prince Albert	-17	-45	-	1.12	1.69	Toronto	22	7	Tr.	6.70	5.69
Regina	-5	-12	Tr.	.53	.91						

Column "A" - Highest temperature yesterday.
 "B" - Lowest temperature during last night.
 "C" - Precipitation for the 24 hours ending 7.30 a.m. C. D.-T.
 "D" - Accumulated total precipitation since November 1, 1944.
 "E" - Normal precipitation November 1st to date.

CORRECTIONS to Bulletin of January 2: Precipitation at Broadview should be .12", not .07"
 Precipitation at Brandon should be .10", not Nil.

WINNIPEG TEMPERATURE COMPARISONS

	Maximum	Minimum	Mean
January 4, 1945	-13.2	-22.0	-17.6
Normal	7.2	-10.4	-1.6
January 4, 1944	5.2	-1.3	2.0
Highest on record for January 4,	35.0		in 1885
Lowest on record for January 4,	-45.2		in 1896

F O R E C A S T S


MANITOBA: Fair and decidedly cold to-day. Saturday - fresh winds; cloudy and cold; light snow in southern portion.

SASKATCHEWAN: Fresh winds with occasional light snow to-day and Saturday and somewhat higher temperature.

ALBERTA: Cloudy to-day and Saturday, with occasional light snow and a little higher temperature.

PEACE RIVER DISTRICT: Occasional light snow to-day and Saturday, and a little higher temperature.

Saturday, January 6, 1945



DAILY WEATHER BULLETIN

Issued by

Meteorological Division, Department of Transport, 1178 Grain Exchange, Winnipeg, Man.,
(Phone 93264)

<u>S T A T I O N</u>	<u>A</u>	<u>B</u>	<u>C</u>	<u>D</u>	<u>E</u>	<u>S T A T I O N</u>	<u>A</u>	<u>B</u>	<u>C</u>	<u>D</u>	<u>E</u>
Fort St. John	2	-9	.24	1.93	2.00	Saskatoon	-1	-6	.01	.28	1.25
Beaverlodge	3	-7	.89	4.29	2.33	Swift Current	10	4	.07	2.05	1.31
Calgary	13	1	-	.69	1.39	Yorkton	..	-8	Tr.	.50	1.71
Coronation	2	-1	.15	1.27	1.20	Brandon	-4	-8	Tr.	1.03	1.49
Cowley	43	34	-	2.73	3.22	Dauphin	-8	-12	Tr.	1.98	1.83
Edmonton	5	-3	.38	2.43	1.58	Gimli	-8	-15	Tr.	2.61	1.91
Fairview	-2	-11	.18	3.16	1.95	Minnedosa	-8	-22	.01	.58	1.61
Grande Prairie	3	-8	.66	3.00	3.51	Portage la Pr.	-7	-11	Tr.	2.38	1.92
Jasper	36	11	-	1.12	1.97	Rivers	-7	-10	.01	1.09	1.62
Lethbridge	42	-2	-	2.68	1.29	Souris	-4	-7	.02	1.29	2.05
McMurray	-19	-34	.01	1.60	1.94	The Pas	-15	-19	-	2.17	1.42
Medicine Hat	15	-1	Tr.	1.04	1.47	WINNIPEG	-5	-12	.02	2.56	2.13
Red Deer	10	4	Tr.	.90	1.60	Kenora	-13	-20	Tr.	4.93	2.65
Vulcan	16	2	-	.58	1.14	Sioux Lookout	-16	-35	-	3.11	2.62
Broadview	-3	-9	.01	.86	1.37	Port Arthur	-9	-29	-	4.17	2.53
Moose Jaw	..	0	.05	.52	1.31	White River	-15	-47	-	3.56	4.53
N. Battleford	..	-6	.15	.86	.94	North Bay	-4	-36	.02	7.95	6.97
Prince Albert	-12	-23	.01	1.13	1.72	Toronto	17	-10	.01	6.71	5.78
Regina	0	-3	.04	.57	.93						

Column "A" - Highest temperature yesterday.
 "B" - Lowest temperature during last night.
 "C" - Precipitation for the 24 hours ending 7.30 a.m. C. D. T.
 "D" - Accumulated total precipitation since November 1, 1944.
 "E" - Normal precipitation November 1st to date.

WINNIPEG TEMPERATURE COMPARISONS

	<u>Maximum</u>	<u>Minimum</u>	<u>Mean</u>
January 5, 1945	-4.9	-30.4	-17.6
Normal	7.1	-10.6	-1.8
January 5, 1944	0.0	-13.8	-6.9
Highest on record for January 5,		32.0 in 1928	
Lowest on record for January 5,		-39.9 in 1896	

F O R E C A S T S

MANITOBA: Cloudy and cold to-day and Sunday, with light snowfalls or flurries.


SASKATCHEWAN: Mostly cloudy and colder to-night and Sunday, with light snowfalls or flurries.

ALBERTA: Mostly cloudy to-night and Sunday, with light snowfalls or flurries; colder in northern districts.

PEACE RIVER DISTRICT: Partly cloudy and decidedly cold to-night and Sunday, with scattered snowflurries.

Tuesday, January 2, 1945

DAILY WEATHER BULLETIN



Issued by

Meteorological Division, Department of Transport, 1178 Grain Exchange, Winnipeg, Man., (Phone 93264)

STATION	A	B	C	D	E	STATION	A	B	C	D	E
Fort St. John	5	-9	.05	1.61	1.89	Saskatoon	-4	-13	.05	.27	1.15
Flavelodge	8	-2	.16	2.76	2.16	Swift Current	1	-15	.06	1.81	1.22
Calgary	16	0	.08	.65	1.32	Yorkton	-13	-19	.01	.50	1.60
Coronation	-1	-9	.08	1.04	1.13	Brandon	-6	-2293	1.40
Cowley	32	-6	.16	2.05	3.03	Dauphin	-4	-8	.09	1.99	1.70
Edmonton	10	-3	.05	1.21	1.47	Gimli	-8	-19	.06	2.61	1.79
Fairview	-3	-6	.03	2.95	1.82	Minnedosa	-9	-17	.01	.57	1.51
Grande Prairie	7	-15	.05	1.85	3.33	Portage la Pr.	-6	-15	.11	2.38	1.81
Jasper	18	11	.05	.97	1.77	Rivers	-8	-23	.08	1.08	1.52
Lethbridge	12	0	.06	2.55	1.17	Souris	-9	-18	.03	1.27	1.92
McMurray	1	-3	.03	1.59	1.79	The Pas	-8	-17	.15	2.17	1.35
Medicine Hat	0	-14	.04	.93	1.39	WINNIPEG	-7	-21	.09	2.52	2.01
Red Deer	7	-7	.11	.64	1.48	Kenora	-2	-26	.10	4.88	2.50
Vulcan	11	-4	.01	.58	1.08	Sioux Lookout	-8	-23	.10	3.08	2.50
Broadview	-9	-18	.07	.80	1.28	Port Arthur	4	-16	.11	4.15	2.43
Moose Jaw	..	-15	.02	.42	1.23	White River	2	-21	.21	3.48	4.31
N. Battleford	-2	-9	.10	.71	.87	North Bay	25	-2	.68	7.67	6.45
Prince Albert	-5	-13	.01	1.12	1.62	Toronto	34	12	.21	6.56	5.42
Regina	-7	-20	.06	.53	.85						

Column "A" - Highest temperature yesterday.
 "B" - Lowest temperature during last night.
 "C" - Precipitation for the 72 hours ending 7.30 a.m. C. D. T.
 "D" - Accumulated total precipitation since November 1, 1944.
 "E" - Normal precipitation November 1st to date.


WINNIPEG TEMPERATURE COMPARISONS

	Maximum	Minimum	Mean		Maximum	Minimum	Mean
December 30, 1944	1.5	-7.1	-2.8	December 31, 1944	0.7	-11.5	-5.4
Normal	9.0	-7.9	0.6	Normal	8.5	-8.4	0.0
December 30, 1943	34.0	6.4	20.2	December 31, 1943	23.8	9.8	16.8
Highest on record for Dec.30,	40.2 in 1904			Highest on record for Dec.31,	38.0 in 1896		
Lowest on record for Dec.30,	-35.2 in 1884			Lowest on record for Dec.31,	-37.0 in 1884		

	Maximum	Minimum	Mean
January 1, 1945	-7.2	-15.3	-11.2
Normal	8.0	-9.3	-0.6
January 1, 1944	26.9	7.9	17.4
Highest on record for Jan. 1,	39.9 in 1880		
Lowest on record for Jan. 1,	-46.0 in 1885		

FORECASTS

MANITOBA: Partly cloudy and cold to-day and Wednesday, with light snowfalls or flurries.
 SASKATCHEWAN: Generally fair and a little colder to-night and Wednesday.
 ALBERTA: Generally fair and cold to-night and Wednesday.
 PEACE RIVER DISTRICT: Generally fair and colder to-night and Wednesday.



Monday, January 8, 1945

D A I L Y W E A T H E R B U L L E T I N

Issued by

Meteorological Division, Department of Transport, 1178 Grain Exchange, Winnipeg, Man.,
(Phone 93264)

<u>S T A T I O N</u>	<u>A</u>	<u>B</u>	<u>C</u>	<u>D</u>	<u>E</u>	<u>S T A T I O N</u>	<u>A</u>	<u>B</u>	<u>C</u>	<u>D</u>	<u>E</u>
Fort St. John	-9	-14	.36	2.29	2.05	Saskatoon	-10	-33	.21	.49	1.30
Beaverlodge	-8	-14	.42	4.71	2.42	Swift Current	1	-22	.06	2.11	1.35
Calgary	0	-11	.47	1.16	1.42	Yorkton	..	-30	Tr.	.50	1.76
Coronation	-9	-11	.08	1.35	1.23	Brandon	-10	-32	.20	1.23	1.54
Cowley	4	-9	.19	2.92	3.32	Dauphin	0	-25	.12	2.10	1.90
Edmonton	-4	-13	.62	3.05	1.63	Gimli	-14	-27	.05	2.66	1.98
Fairview	-3	-17	.44	3.60	2.01	Minnedosa	..	-35	.07	.65	1.65
Grande Prairie	-8	-17	.53	3.53	3.60	Portage la Pr.	1	-27	.06	2.44	1.98
Jasper	7	3	.15	1.27	2.06	Rivers	0	-36	.09	1.18	1.68
Lethbridge	1	-14	.06	2.74	1.34	Souris	5	-30	.11	1.40	2.12
McMurray	-21	-37	.01	1.61	2.01	The Pas	-22	-30	-	2.17	1.45
Medicine Hat	5	-7	.25	1.29	1.51	WINNIPEG	-2	-28	.14	2.70	2.17
Red Deer	-3	-5	.06	.96	1.66	Kenora	-2	-30	.10	5.03	2.72
Vulcan	4	-12	1.00	1.58	1.17	Sioux Lookout	-2	-35	.11	3.22	2.68
Broadview	-7	-30	.09	.95	1.42	Port Arthur	9	-22	.47	4.64	2.58
Moose Jaw	..	-26	.10	.62	1.35	White River	..	-16	.29	3.85	4.63
N. Battleford	-7	-27	.14	1.00	.97	North Bay	3	1	.10	8.05	7.25
Prince Albert	-20	-30	.01	1.14	1.76	Toronto	..	21	.38	7.09	5.95
Regina	0	-29	.26	.83	.96						

Column "A" - Highest temperature yesterday.
 "B" - Lowest temperature during last night.
 "C" - Precipitation for the 48 hours ending 7.30 a.m. C. D. T.
 "D" - Accumulated total precipitation since November 1, 1944.
 "E" - Normal precipitation November 1st to date.

WINNIPEG TEMPERATURE COMPARISONS

	<u>Maximum</u>	<u>Minimum</u>	<u>Mean</u>		<u>Maximum</u>	<u>Minimum</u>	<u>Mean</u>
January 6, 1945	1.4	-11.8	-5.2	January 7, 1945	-2.1	-19.0	-10.6
Normal	7.0	-10.8	-1.9	Normal	7.0	-11.0	-2.0
January 6, 1944	-0.9	-18.2	-9.6	January 7, 1944	8.8	-13.8	-2.5
Highest on record for Jan. 6,	36.8		in 1928	Highest on record for Jan. 7,	36.2		in 1902
Lowest on record for Jan. 6,	-40.3		in 1909	Lowest on record for Jan. 7,	-42.9		in 1899

F O R E C A S T S


MANITOBA: Fair and decidedly cold to-day and Tuesday.

SASKATCHEWAN: Partly cloudy and not quite so cold to-night and Tuesday; scattered snowflurries.

ALBERTA: Partly cloudy to-night and Tuesday, with light snowfalls or flurries; not quite so cold in southern districts.

PEACE RIVER DISTRICT: Partly cloudy and not quite so cold to-night and Tuesday, with scattered snowflurries.

Tuesday, January 9, 1945



W E A T H E R B U L L E T I N

Issued by

Meteorological Division, Department of Transport, 1178 Grain Exchange, Winnipeg, Man.,
(Phone 93264)

<u>S T A T I O N</u>	<u>A</u>	<u>B</u>	<u>C</u>	<u>D</u>	<u>E</u>	<u>S T A T I O N</u>	<u>A</u>	<u>B</u>	<u>C</u>	<u>D</u>	<u>E</u>
Fort St. John	4	-3	.08	2.37	2.08	Saskatoon	-5	-10	Tr.	.49	1.33
Beaverlodge	13	8	.04	4.75	2.46	Swift Current	23	2	.05	2.16	1.37
Calgary	40	21	-	1.16	1.43	Yorkton	-18	-24	-	.50	1.79
Coronation	18	0	-	1.35	1.25	Brandon	-9	-28	-	1.23	1.56
Cowley	45	39	-	2.92	3.37	Dauphin	-8	-14	-	2.10	1.93
Edmonton	30	10	.03	3.08	1.66	Gimli	-10	-19	-	2.66	2.01
Fairview	5	0	.25	3.85	2.04	Minnedosa	-12	-23	-	.65	1.68
Grande Prairie	12	-2	.04	3.57	3.64	Portage la Pr.	-9	-17	-	2.44	2.00
Jasper	34	19	.10	1.37	2.10	Rivers	-8	-25	-	1.18	1.71
Lethbridge	46	38	.04	2.78	1.36	Souris	-12	-20	-	1.40	2.16
McMurray	-6	-10	.01	1.62	2.04	The Pas	-11	-21	.05	2.22	1.47
Medicine Hat	35	8	-	1.29	1.53	WINNIPEG	-11	-23	-	2.70	2.21
Red Deer	28	2	-	.96	1.70	Kenora	-13	-26	-	5.03	2.75
Vulcan	..	30	-	1.58	1.18	Sioux Lookout	-18	-31	-	3.22	2.71
Broadview	-2	-3	-	.95	1.44	Port Arthur	-8	-24	-	4.64	2.61
Moose Jaw	..	-4	.05	.67	1.37	White River	-11	-41	-	3.85	4.69
N. Battleford	-3	-13	.03	1.03	.98	North Bay	16	-23	.08	8.13	7.40
Prince Albert	-10	-22	.01	1.15	1.79	Toronto	28	0	.06	7.15	6.04
Regina	..	8	.05	.88	.97						

Column "A" - Highest temperature yesterday.
 "B" - Lowest temperature during last night.
 "C" - Precipitation for the 24 hours ending 7.30 a.m. C. D. T.
 "D" - Accumulated total precipitation since November 1, 1944.
 "E" - Normal precipitation November 1st to date.

WINNIPEG TEMPERATURE COMPARISONS

		<u>Maximum</u>	<u>Minimum</u>	<u>Mean</u>
January 8, 1945		-11.1	-27.8	-19.4
Normal		6.9	-11.2	-2.2
January 8, 1944		20.7	1.3	11.0
Highest on record for Jan. 8,			40.0 in 1902	
Lowest on record for Jan. 8,			-45.5 in 1875	

F O R E C A S T S

MANITOBA: Fresh winds; cloudy to-day and Wednesday, with light snowfalls and flurries; moderating temperature.

SASKATCHEWAN: Fresh winds; cloudy to-day and Wednesday, with light snowfalls and flurries; somewhat colder again in northern portion on Wednesday.

ALBERTA: Generally fair and mild to-day and Wednesday in southern districts; somewhat colder with light snow in northern portion to-night.

PEACE RIVER DISTRICT: Mostly cloudy to-day and Wednesday, with light snowfalls or flurries; not much change in temperature.

Wednesday, January 10, 1945

D A I L Y W E A T H E R B U L L E T I N

Issued by

Meteorological Division, Department of Transport, 1178 Grain Exchange, Winnipeg, Man.,
(Phone 93264)

<u>S T A T I O N</u>	<u>A</u>	<u>B</u>	<u>C</u>	<u>D</u>	<u>E</u>	<u>S T A T I O N</u>	<u>A</u>	<u>B</u>	<u>C</u>	<u>D</u>	<u>E</u>
Fort St. John	15	4	-	2.37	2.11	Saskatoon	8	0	Tr.	.49	1.36
Beaverlodge	38	21	-	4.75	2.50	Swift Current	48	15	-	2.16	1.39
Calgary	41	16	-	1.16	1.45	Yorkton	2	-15	.01	.61	1.82
Coronation	32	10	-	1.35	1.27	Brandon	4	-22	.04	1.27	1.59
Cowley	48	37	-	2.92	3.41	Dauphin	0	-15	.08	2.18	1.96
Edmonton	28	0	-	3.08	1.69	Gimli	-4	-13	.07	2.73	2.04
Fairview	9	4	-	3.85	2.07	Minnedosa	6	-14	.03	.68	1.70
Grande Prairie	14	-3	-	3.59	3.69	Portage la Pr.	5	-11	.05	2.49	2.03
Jasper	41	16	-	1.37	2.14	Rivers	7	-22	.04	1.22	1.74
Lethbridge	48	20	-	2.78	1.38	Souris	6	-9	.07	1.47	2.20
McMurray	1	-2	Tr.	1.62	2.08	The Pas	-3	-20	.35	2.57	1.49
Medicine Hat	39	8	-	1.29	1.55	WINNIPEG	0	-18	.04	2.74	2.24
Red Deer	32	9	-	.96	1.73	Kenora	-5	-10	.04	5.07	2.79
Vulcan	28	20	-	1.58	1.20	Sioux Lookout	-7	-13	Tr.	3.22	2.74
Broadview	16	-2	.04	.99	1.46	Port Arthur	-3	-19	.03	4.67	2.63
Moose Jaw	..	10	.05	.72	1.39	White River	-11	-42	-	3.85	4.74
N. Battleford	10	3	.01	1.05	1.00	North Bay	-3	-32	-	8.13	7.55
Prince Albert	-1	-21	.05	1.20	1.81	Toronto	4	-2	.02	7.17	6.13
Regina	19	8	.08	.96	.98						

Column "A" - Highest temperature yesterday.
 "B" - Lowest temperature during last night.
 "C" - Precipitation for the 24 hours ending 7.30 a.m. C. D. T.
 "D" - Accumulated total precipitation since November 1, 1944.
 "E" - Normal precipitation November 1st to date.

CORRECTION to Bulletin of January 8: Precipitation at Yorkton should be .10", not "Trace"

WINNIPEG TEMPERATURE COMPARISONS

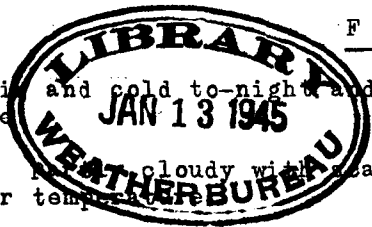
	<u>Maximum</u>	<u>Minimum</u>	<u>Mean</u>
January 9, 1945	-0.2	-23.2	-11.7
Normal	6.9	-11.5	-2.3
January 9, 1944	27.1	8.0	17.6
Highest on record for January 9,		38.4 in 1928	
Lowest on record for January 9,		-44.6 in 1886	

F O R E C A S T S

MANITOBA: Fair and cold to-night and most of Thursday, followed by slightly higher temperature

SASKATCHEWAN: Partly cloudy with scattered snowflurries to-day and Thursday, and somewhat higher temperature

ALBERTA and PEACE RIVER DISTRICT: Partly cloudy and mild to-day and Thursday.



Thursday, January 11, 1945

DAILY WEATHER BULLETIN



Issued by

Meteorological Division, Department of Transport, 1178 Grain Exchange, Winnipeg, Man., (Phone 93264)

STATION	A	B	C	D	E	STATION	A	B	C	D	E
Fort St. John	36	31	.06	2.44	2.13	Saskatoon	20	12	-	.49	1.39
Beaverlodge	37	31	-	4.75	2.55	Swift Current	36	24	-	2.16	1.42
Calgary	45	33	-	1.16	1.46	Yorkton	11	8	Tr.	.70	1.85
Coronation	29	19	-	1.35	1.29	Brandon	18	4	Tr.	1.27	1.62
Cowley	49	34	-	2.25	3.46	Dauphin	10	1	.05	2.23	2.00
Edmonton	24	15	-	2.53	1.72	Gimli	4	-5	.02	2.75	2.07
Fairview	34	24	.10	3.95	2.10	Minnedosa	6	4	.01	.69	1.73
Grande Prairie	38	24	-	3.59	3.73	Portage la Pr.	9	6	.03	2.52	2.05
Jasper	40	30	-	1.37	2.18	Rivers	11	4	.02	1.24	1.77
Lethbridge	48	42	-	2.78	1.40	Souris	15	8	.02	1.49	2.23
McMurray	11	8	.15	1.77	2.12	The Pas	5	-2	.20	2.77	1.51
Medicine Hat	40	28	.08	1.37	1.57	WINNIPEG	12	-4	.01	2.75	2.26
Red Deer	40	11	-	.96	1.76	Kenora	1	-6	.03	5.10	2.82
Vulcan	44	32	-	1.58	1.21	Sioux Lookout	2	-17	-	3.22	2.77
Broadview	21	10	Tr.	.99	1.49	Port Arthur	8	-19	Tr.	4.67	2.66
Moose Jaw	..	11	-	.72	1.42	White River	1	-34	-	3.85	4.80
N. Battleford	13	8	-	1.05	1.02	North Bay	1	-14	.01	8.14	7.69
Prince Albert	8	6	Tr.	1.20	1.84	Toronto	14	9	.05	7.22	6.22
Regina	24	13	-	.96	.99						

Column "A" - Highest temperature yesterday.
 "B" - Lowest temperature during last night.
 "C" - Precipitation for the 24 hours ending 7.30 a.m. C. D. T.
 "D" - Accumulated total precipitation since November 1, 1944.
 "E" - Normal precipitation November 1st to date.

CORRECTIONS:

Bulletin of January 2: Precipitation at Yorkton should be .10", instead of .01"
 Bulletin of January 3: Precipitation at Cowley should be .01", instead of .68"
 Bulletin of January 5: Precipitation at Edmonton should be .28", instead of .83"

WINNIPEG TEMPERATURE COMPARISONS

	Maximum	Minimum	Mean
January 10, 1945	12.5	-17.5	-2.5
Normal	6.8	-11.7	-2.5
January 10, 1944	11.2	1.8	6.5


Highest on record for January 10, 40.8 in 1928
 Lowest on record for January 10, -39.1 in 1905

FORECASTS

MANITOBA: Fresh winds; cloudy and milder to-day, with light snowfalls or flurries.
 Friday - generally fair and comparatively mild.

SASKATCHEWAN: Generally fair and comparatively mild to-day and Friday.

ALBERTA and PEACE RIVER DISTRICT: Partly cloudy and mild to-day and Friday.



Friday, January 12, 1945

W E A T H E R B U L L E T I N

Issued by

Meteorological Division, Department of Transport, 1178 Grain Exchange, Winnipeg, Man.,
(Phone 93264)

<u>S T A T I O N</u>	<u>A</u>	<u>B</u>	<u>C</u>	<u>D</u>	<u>E</u>	<u>S T A T I O N</u>	<u>A</u>	<u>B</u>	<u>C</u>	<u>D</u>	<u>E</u>
Fort St. John	38	32	.03	2.47	2.16	Saskatoon	32	11	Tr.	.49	1.42
Beaverlodge	44	26	-	4.75	2.59	Swift Current	38	21	-	2.16	1.44
Calgary	46	27	-	1.16	1.48	Yorkton	18	8	Tr.	.70	1.88
Coronation	35	14	-	1.36	1.30	Brandon	23	6	Tr.	1.27	1.64
Cowley	47	39	-	2.25	3.50	Dauphin	14	3	.02	2.25	2.03
Edmonton	35	18	.01	2.54	1.74	Gimli	14	0	.14	2.89	2.11
Fairview	34	20	-	3.95	2.13	Minnedosa	19	4	-	.69	1.76
Grande Prairie	35	12	Tr.	3.59	3.77	Portage la Pr.	18	2	.08	2.60	2.07
Jasper	44	32	Tr.	1.37	2.22	Rivers	21	9	Tr.	1.24	1.80
Lethbridge	48	38	.01	2.79	1.42	Souris	22	8	Tr.	1.49	2.27
McMurray	12	9	Tr.	1.77	2.16	The Pas	5	-16	.15	2.92	1.52
Medicine Hat	38	28	-	1.37	1.59	WINNIPEG	17	-6	.09	2.84	2.29
Red Deer	37	12	-	.96	1.80	Kenora	11	-5	.27	5.37	2.86
Vulcan	47	31	-	1.58	1.23	Sioux Lookout	6	-14	.19	3.41	2.80
Broadview	29	15	-	.99	1.51	Port Arthur	16	-7	.36	5.03	2.68
Moose Jaw	..	15	-	.72	1.44	White River	14	-4	.26	4.11	4.85
N. Battleford	29	14	-	1.05	1.03	North Bay	15	11	.28	8.42	7.83
Prince Albert	13	4	Tr.	1.20	1.86	Toronto	26	21	.20	7.42	6.30
Regina	30	6	-	.96	1.01						

Column "A" - Highest temperature yesterday.
 "B" - Lowest temperature during last night.
 "C" - Precipitation for the 24 hours ending 7.30 a.m. C. D. T.
 "D" - Accumulated total precipitation since November 1, 1944.
 "E" - Normal precipitation November 1st to date.

WINNIPEG TEMPERATURE COMPARISONS

	<u>Maximum</u>	<u>Minimum</u>	<u>Mean</u>
January 11, 1945	17.4	-4.0	6.7
Normal	6.8	-11.9	-2.5
January 11, 1944	3.6	-3.5	0.0
Highest on record for January 11,	37.0 in 1928		
Lowest on record for January 11,	-45.6 in 1888		

F O R E C A S T S

MANITOBA: Cloudy and moderately cold to-day and Saturday, with light snowfalls or flurries.

SASKATCHEWAN: Cloudy to-day and Saturday, with scattered snowflurries; not much change in temperature.

ALBERTA and PEACE RIVER DISTRICT: Mostly cloudy and mild to-day and Saturday.



Saturday, January 13, 1945

D A I L Y W E A T H E R B U L L E T I N

Issued by

Meteorological Division, Department of Transport, 1178 Grain Exchange, Winnipeg, Man.,
(Phone 93264)

<u>STATION</u>	<u>A</u>	<u>B</u>	<u>C</u>	<u>D</u>	<u>E</u>	<u>STATION</u>	<u>A</u>	<u>B</u>	<u>C</u>	<u>D</u>	<u>E</u>
Fort St. John	39	26	-	2.44	2.19	Saskatoon	28	9	.20	.74	1.46
Beaverlodge	39	20	-	4.72	2.64	Swift Current	40	21	.02	2.18	1.46
Calgary	45	24	Tr.	1.16	1.49	Yorkton	12	4	.02	.72	1.91
Coronation	41	14	-	1.41	1.32	Brandon	9	6	.30	1.57	1.67
Cowley	46	26	Tr.	2.25	3.55	Dauphin	8	4	.07	2.32	2.06
Edmonton	40	10	Tr.	2.54	1.77	Gimli	4	-7	.05	2.94	2.14
Fairview	39	18	-	3.85	2.16	Minnedosa69	1.79
Grande Prairie	39	11	-	3.59	3.81	Portage la Pr.	9	-2	.14	2.74	2.10
Jasper	42	24	.03	1.40	2.26	Rivers	11	4	.14	1.38	1.82
Lethbridge	51	32	Tr.	2.79	1.44	Souris	13	6	.20	1.69	2.31
McMurray	32	14	Tr.	1.77	2.20	The Pas	-2	-4	.10	3.02	1.54
Medicine Hat	44	24	.01	1.38	1.61	WINNIPEG	8	-4	.05	2.89	2.32
Red Deer	38	9	-	.96	1.83	Kenora	3	-8	.01	5.38	2.89
Vulcan	48	..	Tr.	1.58	1.24	Sioux Lookout	-7	-20	Tr.	3.41	2.83
Broadview	23	8	.10	1.09	1.53	Port Arthur	6	-28	Tr.	5.03	2.71
Moose Jaw	..	26	-	.72	1.46	White River	-7	-43	-	4.11	4.90
N. Battleford	28	16	.02	1.07	1.05	North Bay	19	-23	.30	8.72	7.98
Prince Albert	8	5	.07	1.27	1.88	Toronto	38	6	Tr.	7.42	6.39
Regina	27	24	.04	1.00	1.02						

Column "A" - Highest temperature yesterday.
 "B" - Lowest temperature during last night.
 "C" - Precipitation for the 24 hours ending 7.30 a.m. C. D. T.
 "D" - Accumulated total precipitation since November 1, 1944.
 "E" - Normal precipitation November 1st to date.

WINNIPEG TEMPERATURE COMPARISONS

	<u>Maximum</u>	<u>Minimum</u>	<u>Mean</u>
January 12, 1945	8.2	-6.5	0.8
Normal	6.7	-12.1	-2.7
January 12, 1944	15.2	-14.0	0.6
Highest on record for January 12,	37.2 in 1928		
Lowest on record for January 12,	-40.7 in 1916		

CORRECTION to Bulletin of January 8: Precipitation at Fairview should be .34", not .44"

F O R E C A S T S

MANITOBA: Fresh winds; cloudy to-day and Sunday, with light snowfalls and flurries, and somewhat higher temperature.

SASKATCHEWAN: Partly cloudy and comparatively mild to-day; snowflurries in eastern portion. Sunday - generally fair and mild.

ALBERTA and PEACE RIVER DISTRICT: Generally fair and mild to-day and Sunday.

Monday, January 15, 1945



DAILY WEATHER BULLETIN

Issued by

Meteorological Service, Department of Transport, 1178 Grain Exchange, Winnipeg, Man.,
(Phone 93264)

<u>S T A T I O N</u>	<u>A</u>	<u>B</u>	<u>C</u>	<u>D</u>	<u>E</u>	<u>S T A T I O N</u>	<u>A</u>	<u>B</u>	<u>C</u>	<u>D</u>	<u>E</u>
Fort St. John	38	21	Tr.	2.44	2.25	Saskatoon	29	2	-	.74	1.53
Wabawitong	36	13	-	4.72	2.73	Swift Current	35	12	.32	2.50	1.50
Calgary	39	12	-	1.16	1.52	Yorkton	20	14	Tr.	.72	1.98
Coronation	33	11	-	1.41	1.36	Brandon	22	14	-	1.57	1.72
Cowley	41	23	-	2.25	3.65	Dauphin	19	15	.01	2.33	2.13
Edmonton	36	6	-	2.54	1.82	Gimli	20	15	.12	3.06	2.20
Fairview	34	24	-	3.85	2.23	Minnedosa	23	17	-	1.09	1.84
Grande Prairie	34	8	-	3.59	3.89	Portage la Pr.	20	17	.02	2.76	2.16
Jasper	36	18	.05	1.45	2.34	Rivers	22	18	Tr.	1.38	1.88
Lethbridge	43	22	Tr.	2.79	1.48	Souris	22	16	Tr.	1.69	2.39
McMurray	35	12	Tr.	1.77	2.28	The Pas	7	2	.03	3.05	1.57
Medicine Hat	42	22	.01	1.39	1.65	WINNIPEG	21	17	Tr.	2.89	2.37
Rod Deer	30	6	Tr.	.96	1.90	Kenora	16	13	.02	5.40	2.96
Vulcan	42	19	Tr.	1.58	1.26	Sioux Lookout	15	6	.02	3.43	2.89
Broadview	29	5	Tr.	1.09	1.58	Port Arthur	20	10	1.15	6.18	2.76
Moose Jaw	..	2	-	.72	1.50	White River	8	-8	-	4.11	5.01
N. Battleford	37	6	-	1.07	1.09	North Bay	10	-9	-	8.72	8.26
Prince Albert	26	10	.01	1.28	1.93	Toronto	14	12	.05	7.47	6.57
Regina	31	-6	.01	1.01	1.04						

Column "A" - Highest temperature yesterday.
 "B" - Lowest temperature during last night.
 "C" - Precipitation for the 48 hours ending 7.30 a.m. C. D. T.
 "D" - Accumulated total precipitation since November 1, 1944.
 "E" - Normal precipitation November 1st to date.

OMITTED from Bulletin of January 13: Precipitation at Minnedosa, Man., .40"

WINNIPEG TEMPERATURE COMPARISONS

	<u>Maximum</u>	<u>Minimum</u>	<u>Mean</u>		<u>Maximum</u>	<u>Minimum</u>	<u>Mean</u>
January 13, 1945	16.2	-4.2	6.0	January 14, 1945	21.0	11.2	16.1
Normal	6.7	-12.2	-2.8	Normal	6.6	-12.3	-2.8
January 13, 1944	40.0	8.5	24.2	January 14, 1944	17.0	3.5	10.2
Highest on record for Jan. 13, 40.4 in 1894				Highest on record for Jan. 14, 38.0 in 1942			
Lowest on record for Jan. 13, -39.7 in 1881				Lowest on record for Jan. 14, -45.1 in 1877			

F O R E C A S T S

MANITOBA: Partly cloudy to-day and Tuesday, with scattered snowflurries; not much change in temperature.

SASKATCHEWAN: Generally fair to-day and Tuesday; not much change in temperature.

ALBERTA: Generally fair and mild to-day and Tuesday.

PEACE RIVER DISTRICT: Partly cloudy to-night and Tuesday, with scattered snowflurries and continuing a little colder.

DAILY WEATHER BULLETIN

Issued by

Meteorological Division, Department of Transport, 1178 Grain Exchange, Winnipeg, Man.,
(Phone 93264)


<u>S T A T I O N</u>	<u>A</u>	<u>B</u>	<u>C</u>	<u>D</u>	<u>E</u>	<u>S T A T I O N</u>	<u>A</u>	<u>B</u>	<u>C</u>	<u>D</u>	<u>E</u>
Fort St. John	33	10	.26	2.70	2.27	Saskatoon	23	19	-	.74	1.56
Javelodge	27	18	.15	4.87	2.77	Swift Current	30	25	.02	2.52	1.53
Calgary	23	12	.01	1.17	1.53	Yorkton	25	17	Tr.	.72	2.02
Coronation	25	19	.04	1.45	1.38	Brandon	28	20	-	1.57	1.74
Cowley	39	26	.01	2.26	3.69	Dauphin	26	10	Tr.	2.33	2.16
Edmonton	26	21	.17	2.71	1.85	Gimli	24	22	-	3.06	2.23
Fairview	25	14	.15	4.00	2.26	Minnedosa	25	16	-	1.09	1.87
Grande Prairie	26	17	.17	3.76	3.93	Portage la Pr.	26	18	Tr.	2.76	2.19
Jasper	24	18	.05	1.50	2.38	Rivers	29	18	Tr.	1.38	1.91
Lethbridge	41	18	Tr.	2.79	1.50	Souris	30	18	.02	1.80	2.42
McMurray	22	16	.09	1.86	2.32	The Pas	14	13	Tr.	2.70	1.59
Medicine Hat	33	19	.06	1.45	1.67	WINNIPEG	24	19	-	2.89	2.40
Red Deer	27	9	.02	.98	1.94	Kenora	23	18	Tr.	5.40	2.99
Vulcan	26	18	Tr.	1.58	1.28	Sioux Lookout	17	-7	Tr.	3.43	2.92
Broadview	32	15	.03	1.12	1.60	Port Arthur	15	-15	Tr.	6.18	2.78
Moose Jaw	..	17	-	.72	1.52	White River	9	-28	-	4.11	5.07
N. Battleford	22	18	-	1.07	1.10	North Bay	11	-4	-	8.72	8.40
Prince Albert	16	10	Tr.	1.28	1.96	Toronto	20	15	.15	7.62	6.66
Regina	23	19	-	1.01	1.05						

Column "A" - Highest temperature yesterday.
 "B" - Lowest temperature during last night.
 "C" - Precipitation for the 24 hours ending 7.30 a.m. C. D. T.
 "D" - Accumulated total precipitation since November 1, 1944.
 "E" - Normal precipitation November 1st to date.

CORRECTION to Bulletin of January 8: Precipitation at Souris should be .20", not .11"
 CORRECTION to Bulletin of January 10: Precipitation at The Pas should be "Nil", not .35"

WINNIPEG TEMPERATURE COMPARISONS

	<u>Maximum</u>	<u>Minimum</u>	<u>Mean</u>
January 15, 1945	24.2	16.6	20.4
Normal	6.6	-12.4	-2.9
January 15, 1944	8.8	-3.8	2.5
Highest on record for January 15, 35.8 in 1931			
Lowest on record for January 15, -47.6 in 1877			



F O R E C A S T S


MANITOBA: Fresh to strong winds; cloudy to-day and Wednesday, with light snowfalls or flurries and a little higher temperature.
 SASKATCHEWAN: Mostly cloudy to-night and Wednesday, with light snowfalls or flurries; somewhat lower temperature in northern districts.
 ALBERTA: Mostly cloudy to-night and Wednesday, with light snowfalls or flurries and somewhat lower temperature.
 PEACE RIVER DISTRICT: Partly cloudy and somewhat colder to-night and Wednesday, with scattered snowflurries.

Wednesday, January 17, 1945

DAILY WEATHER BULLETIN

Issued by

Department of Transport, 1178 Grain Exchange, Winnipeg, Man.,
(Phone 93264)



STATION	A	B	C	D	E	STATION	A	B	C	D	E
Fort St. John	18	2	.06	2.76	2.30	Saskatoon	31	19	Tr.	.74	1.59
Everlodge	19	4	Tr.	4.87	2.82	Swift Current	31	7	Tr.	2.52	1.55
Calgary	29	12	Tr.	1.17	1.55	Yorkton	24	18	Tr.	.72	2.06
Coronation	24	9	-	1.45	1.39	Brandon	26	22	.04	1.62	1.77
Cowley	40	24	-	2.26	3.74	Dauphin	25	19	-	2.33	2.19
Edmonton	26	0	Tr.	2.71	1.88	Gimli	24	20	.01	3.07	2.26
Fairview	18	1	.05	4.05	2.29	Minnedosa	22	16	.03	1.12	1.90
Grande Prairie	22	-3	.06	3.82	3.97	Portage la Pr.	24	20	.10	2.86	2.21
Jasper	28	9	.05	1.55	2.42	Rivers	26	22	.05	1.43	1.94
Lethbridge	42	14	-	2.79	1.52	Souris	26	23	.01	1.80	2.46
McMurray	20	8	.55	2.41	2.36	The Pas	24	19	.15	2.85	1.61
Medicine Hat	34	9	-	1.45	1.69	WINNIPEG	24	20	.01	2.90	2.43
Red Deer	28	4	.01	.99	1.98	Kenora	19	16	-	5.40	3.03
Vulcan	30	11	-	1.58	1.29	Sioux Lookout	14	3	Tr.	3.43	2.95
Broadview	27	12	Tr.	1.12	1.62	Port Arthur	15	8	.02	6.20	2.81
Moose Jaw	..	1	-	1.02	1.54	White River	11	-27	-	4.11	5.12
N. Pattleford	27	18	-	1.07	1.12	North Bay	14	-14	-	8.72	8.53
Prince Albert	27	12	.01	1.29	1.98	Toronto	21	9	Tr.	7.62	6.74
Regina	29	8	.02	1.03	1.06						

Column "A" - Highest temperature yesterday.
 "B" - Lowest temperature during last night.
 "C" - Precipitation for the 24 hours ending 7.30 a.m. C. D. T.
 "D" - Accumulated total precipitation since November 1, 1944.
 "E" - Normal precipitation November 1st to date.

CORRECTION to Bulletin of January 15: Precipitation at Moose Jaw should be .30", not NIL.

WINNIPEG TEMPERATURE COMPARISONS

	Maximum	Minimum	Mean
January 16, 1945	24.2	17.8	21.0
Normal	6.6	-12.5	-3.0
January 16, 1944	24.8	-2.4	11.2
Highest on record for January 16,	36.0		in 1942
Lowest on record for January 16,		-38.8	in 1890

FORECASTS

MANITOBA: Fresh to strong winds; cloudy and comparatively mild with occasional light snowfalls or flurries to-day and part of Thursday, then fair.


SASKATCHEWAN: Generally fair to-day and Thursday; not much change in temperature.

ALBERTA: Fair to-day. Thursday - cloudy with occasional light snow in northern districts and probably light rain in south.

PEACE RIVER DISTRICT: Cloudy and moderately cold to-night and Thursday, with occasional light snow.

Thursday, January 18, 1945

DAILY WEATHER BULLETIN



Issued by

Meteorological Division, Department of Transport, 1178 Grain Exchange, Winnipeg, Man.,

(Phone 93264)

STATION	A	B	C	D	E	STATION	A	B	C	D	E
Fort St. John	6	-3	.22	2.98	2.32	Saskatoon	25	20	.08	.82	1.62
Beaverlodge	10	1	.39	5.26	2.86	Swift Current	19	12	.04	2.56	1.57
Calgary	19	15	Tr.	1.17	1.56	Yorkton	22	17	-	.72	2.09
Coronation	22	12	.08	1.53	1.41	Brandon	30	18	-	1.62	1.79
Cowley	40	17	-	2.26	3.79	Dauphin	28	18	-	2.33	2.22
Edmonton	17	11	.17	2.88	1.91	Gimli	26	20	.01	3.08	2.29
Fairview	12	1	.40	4.45	2.32	Minnedosa	28	15	-	1.12	1.92
Grande Prairie	12	5	.48	4.30	4.01	Portage la Pr.	29	23	Tr.	2.84	2.24
Jasper	21	11	.03	1.58	2.46	Rivers	27	17	Tr.	1.43	1.97
Lethbridge	39	20	Tr.	2.75	1.54	Souris	..	20	-	1.80	2.50
McMurray	15	0	.02	2.43	2.40	The Pas	24	-2	-	2.85	1.62
Medicine Hat	28	19	-	1.45	1.71	WINNIPEG	26	24	.05	2.95	2.45
Red Deer	18	11	.03	1.02	2.01	Kenora	20	18	.16	5.56	3.06
Vulcan	33	16	Tr.	1.58	1.30	Sioux Lookout	29	17	.13	3.56	2.98
Broadview	26	15	-	1.12	1.64	Port Arthur	27	23	.26	6.46	2.83
Moose Jaw	..	16	-	1.02	1.56	White River	17	3	-	4.11	5.17
N. Battleford	25	12	Tr.	1.07	1.14	North Bay	5	-13	-	8.72	8.67
Prince Albert	25	10	-	1.29	2.01	Toronto	20	2	-	7.62	6.83
Regina	20	17	Tr.	1.03	1.07						

Column "A" - Highest temperature yesterday.
 "B" - Lowest temperature during last night.
 "C" - Precipitation for the 24 hours ending 7.30 a.m. C. D. T.
 "D" - Accumulated total precipitation since November 1, 1944.
 "E" - Normal precipitation November 1st to date.

CORRECTION to Bulletin of January 9: Precipitation at Lethbridge should be "Tr.", not .04
 CORRECTION to Bulletin of January 13: Precipitation at Portage should be .12", not .14

WINNIPEG TEMPERATURE COMPARISONS

	Maximum	Minimum	Mean
January 17, 1945	26.2	19.2	22.7
Normal	6.5	-12.6	-3.0
January 17, 1944	34.1	2.5	18.3
Highest on record for January 17,		42.0 in 1923	
Lowest on record for January 17,		-39.4 in 1890	

FORECASTS


MANITOBA: Partly cloudy to-night and Friday, with scattered snowflurries; becoming a little colder on Friday.

SASKATCHEWAN: Fresh winds; cloudy with light snowfalls or flurries; somewhat colder to-night. Friday - partly cloudy and colder, with snowflurries.

ALBERTA: Fresh winds; cloudy with light or moderate snow; somewhat colder to-night. Friday - partly cloudy and colder, with snowflurries.

PEACE RIVER DISTRICT: Cloudy with occasional light snow; somewhat colder to-night. Friday - generally fair and moderately cold.

Friday, January 19, 1945



DAILY WEATHER BULLETIN

Issued by

Metereological Division, Department of Transport, 1178 Grain Exchange, Winnipeg, Man.,

(Phone 93264)

<u>S T A T I O N</u>	<u>A</u>	<u>B</u>	<u>C</u>	<u>D</u>	<u>E</u>	<u>S T A T I O N</u>	<u>A</u>	<u>B</u>	<u>C</u>	<u>D</u>	<u>E</u>
Fort St. John	3	-8	Tr.	2.98	2.35	Saskatoon	21	5	.12	.94	1.64
Beaverlodge	8	-15	Tr.	5.26	2.91	Swift Current	27	7	.25	2.81	1.59
Calgary	17	0	.08	1.25	1.58	Yorkton	20	9	Tr.	.99	2.13
Coronation	19	-2	.52	2.05	1.43	Brandon	23	12	.04	1.66	1.81
Cowley	31	-5	.17	2.43	3.83	Dauphin	22	8	.04	2.37	2.24
Edmonton	14	-15	.10	2.98	1.94	Gimli	28	10	-	3.08	2.33
Fairview	9	-9	-	4.45	2.36	Minnedosa	23	9	Tr.	1.12	1.95
Grande Prairie	9	-24	.01	4.31	4.05	Portage la Pr.	26	15	.01	2.85	2.27
Jasper	18	-2	-	1.58	2.50	Rivers	24	15	.01	1.44	2.00
Lethbridge	33	2	.16	2.91	1.56	Souris	25	15	Tr.	1.80	2.54
McMurray	8	-23	Tr.	2.43	2.43	The Pas	9	-15	-	2.85	1.64
Medicine Hat	31	7	.10	1.55	1.73	WINNIPEG	27	16	Tr.	2.95	2.48
Red Deer	19	-15	.06	1.08	2.05	Kenora	25	23	Tr.	5.56	3.10
Vulcan	Tr.	1.58	1.32	Sioux Lookout	24	23	Tr.	3.56	3.01
Broadview	22	11	.02	1.14	1.67	Port Arthur	27	22	-	6.46	2.86
Moose Jaw	..	15	.20	1.22	1.58	White River	24	-2	.08	4.19	5.22
N. Battleford	..	3	.13	1.20	1.16	North Bay	15	-5	.12	8.84	8.81
Prince Albert	7	1	-	1.29	2.03	Toronto	20	12	.05	7.67	6.92
Regina	24	18	.09	1.12	1.08						

Column "A" - Highest temperature yesterday.
 "B" - Lowest temperature during last night.
 "C" - Precipitation for the 24 hours ending 7.30 a.m. C. D. T.
 "D" - Accumulated total precipitation since November 1, 1944.
 "E" - Normal precipitation November 1st to date.


CORRECTION to Bulletin of Jan. 10: Precipitation at Yorkton should be .10" instead of .01"
 CORRECTION to Bulletin of Jan. 13: Precipitation at Yorkton should be .20" instead of .02"

WINNIPEG TEMPERATURE COMPARISONS

	<u>Maximum</u>	<u>Minimum</u>	<u>Mean</u>
January 18, 1945	27.1	23.8	25.4
Normal	6.5	-12.7	-3.1
January 18, 1944	32.0	27.3	29.6
Highest on record for January 18, 35.0 in 1909			
Lowest on record for January 18, -44.4 in 1892			

F O R E C A S T S

MANITOBA: Fresh winds; partly cloudy and colder to-night and Saturday, with snowflurries.
 SASKATCHEWAN: Fresh winds; partly cloudy and cold to-night and Saturday, with snowflurries.
 ALBERTA: Partly cloudy and cold to-day and Saturday, with light snowfalls or flurries.
 PEACE RIVER DISTRICT: Generally fair and cold to-day and Saturday.



Saturday, January 20, 1945

W E A T H E R B U L L E T I N

Issued by

Meteorological Division, Department of Transport, 1178 Grain Exchange, Winnipeg, Man.,
(Phone 93264)

<u>S T A T I O N</u>	<u>A</u>	<u>B</u>	<u>C</u>	<u>D</u>	<u>E</u>	<u>S T A T I O N</u>	<u>A</u>	<u>B</u>	<u>C</u>	<u>D</u>	<u>E</u>
Fort St. John	9	-3	-	2.98	2.38	Saskatoon	8	-2	.30	1.24	1.67
Beaverlodge	12	9	-	5.26	2.95	Swift Current	11	4	.10	2.91	1.61
Calgary	15	0	-	1.25	1.59	Yorkton	12	-8	.05	1.04	2.16
Coronation	7	-9	-	2.05	1.44	Brandon	13	8	Tr.	1.66	1.83
Cowley	21	-1	-	2.43	3.88	Dauphin	12	-1	Tr.	2.37	2.27
Edmonton	6	-7	-	2.98	1.96	Gimli	13	-3	-	3.08	2.36
Fairview	12	-2	-	4.45	2.39	Minnedosa	14	5	.02	1.14	1.98
Grande Prairie	-2	-14	-	4.31	4.09	Portage la Pr.	24	6	.01	2.86	2.30
Jasper	19	-1	-	1.58	2.54	Rivers	15	6	.05	1.49	2.02
Lethbridge	12	-6	Tr.	2.91	1.58	Souris	21	17	.03	1.83	2.57
McMurray	10	-8	-	2.43	2.47	The Pas	3	-12	-	2.85	1.66
Medicine Hat	14	7	.01	1.56	1.75	WINNIPEG	17	7	Tr.	2.95	2.51
Red Deer	15	-14	-	1.08	2.08	Kenora	24	12	Tr.	5.56	3.13
Vulcan	11	-3	-	1.58	1.33	Sioux Lookout	24	3	Tr.	3.56	3.04
Broadview	19	8	.02	1.16	1.69	Port Arthur	27	16	Tr.	6.46	2.88
Moose Jaw	..	15	-	1.22	1.61	White River	24	8	.01	4.20	5.27
N. Battleford	9	-2	Tr.	1.20	1.18	North Bay	21	8	.01	8.85	8.94
Prince Albert	7	-13	-	1.29	2.06	Toronto	24	15	-	7.67	7.01
Regina	23	13	.01	1.13	1.09						


Column "A" - Highest temperature yesterday.
 "B" - Lowest temperature during last night.
 "C" - Precipitation for the 24 hours ending 7.30 a.m. C. D. T.
 "D" - Accumulated total precipitation since November 1, 1944.
 "E" - Normal precipitation November 1st to date.

W I N N I P E G T E M P E R A T U R E C O M P A R I S O N S

	<u>Maximum</u>	<u>Minimum</u>	<u>Mean</u>
January 19, 1945	16.8	9.2	13.0
Normal	6.5	-12.8	-3.2
January 19, 1944	31.2	0.8	16.0
Highest on record for January 19,		42.2 in 1908	
Lowest on record for January 19,		-39.7 in 1888	

F O R E C A S T S

MANITOBA and SASKATCHEWAN: Partly cloudy to-day and Sunday, with scattered snowflurries and a little higher temperature.
 ALBERTA: Generally fair to-day and Sunday, with stationary or slightly higher temperature.
 PEACE RIVER DISTRICT: Generally fair to-day and Sunday; not much change in temperature.



Monday, January 22, 1945

DAILY WEATHER BULLETIN

Issued by

Meteorological Division, Department of Transport, 1178 Grain Exchange, Winnipeg, Man.,
(Phone 93264)

<u>STATION</u>	<u>A</u>	<u>B</u>	<u>C</u>	<u>D</u>	<u>E</u>	<u>STATION</u>	<u>A</u>	<u>B</u>	<u>C</u>	<u>D</u>	<u>E</u>
Fort St. John	33	25	-	2.98	2.43	Saskatoon	31	4	-	1.24	1.72
Beayerlodge	31	26	-	5.26	3.04	Swift Current	30	15	-	2.91	1.66
Calgary	45	21	-	1.25	1.62	Yorkton	30	14	Tr.	1.04	2.22
Coronation	31	12	-	2.05	1.47	Brandon	26	10	-	1.66	1.88
Cowley	40	9	-	2.43	3.97	Dauphin	30	15	-	2.37	2.32
Edmonton	35	10	Tr.	2.98	2.02	Gimli	27	14	-	3.08	2.42
Fairview	32	22	-	4.45	2.45	Minnedosa	24	10	-	1.14	2.04
Grande Prairie	35	7	-	4.31	4.17	Portage la Pr.	27	19	Tr.	2.86	2.40
Jasper	29	11	-	1.58	2.62	Rivers	25	8	Tr.	1.49	2.08
Lethbridge	43	22	-	2.91	1.62	Souris	27	20	Tr.	1.83	2.64
MacMurray	40	6	-	2.43	2.55	The Pas	28	7	-	2.85	1.69
Medicine Hat	29	10	-	1.56	1.79	WINNIPEG	26	15	.01	2.96	2.57
Red Deer	34	5	-	1.08	2.14	Kenora	24	17	Tr.	5.56	3.20
Vulcan	40	24	-	1.58	1.36	Sioux Lookout	23	15	.02	3.58	3.10
Broadview	31	4	-	1.16	1.73	Port Arthur	27	21	.07	6.53	2.93
Moose Jaw	..	11	-	1.22	1.65	White River	26	22	.22	4.42	5.38
N. Battleford	30	11	-	1.20	1.22	North Bay	25	23	.28	9.13	9.21
Prince Albert	34	3	-	1.29	2.11	Toronto	31	26	Tr.	7.67	7.18
Regina	27	-1	Tr.	1.13	1.11						

Column "A" - Highest temperature yesterday.
 "B" - Lowest temperature during last night.
 "C" - Precipitation for the 48 hours ending 7.30 a.m. C. D. T.
 "D" - Accumulated total precipitation since November 1, 1944.
 "E" - Normal precipitation November 1st to date.


WINNIPEG TEMPERATURE COMPARISONS

	<u>Maximum</u>	<u>Minimum</u>	<u>Mean</u>		<u>Maximum</u>	<u>Minimum</u>	<u>Mean</u>
January 20, 1945	21.2	6.2	13.7	January 21, 1945	25.6	11.8	18.7
Normal	6.5	-12.9	-3.2	Normal	6.5	-13.0	-3.2
January 20, 1944	41.0	18.0	29.5	January 21, 1944	37.2	24.5	30.8
Highest on record for Jan. 20, 41.0 in 1944				Highest on record for Jan. 21, 41.2 in 1900			
Lowest on record for Jan. 20, -44.0 in 1883				Lowest on record for Jan. 21, -46.0 in 1883			

F O R E C A S T S

MANITOBA: Generally fair to-day and Tuesday; not much change in temperature.
 SASKATCHEWAN and ALBERTA: Fair to-day and Tuesday; not much change in temperature.
 PEACE RIVER DISTRICT: Partly cloudy to-day and Tuesday; continuing comparatively mild.

Tuesday, January 23, 1945



DAILY WEATHER BULLETIN

Issued by

Met.ological Division Department of Transport, 1178 Grain Exchange, Winnipeg, Man.,
(Phone 93264)

<u>S T A T I O N</u>	<u>A</u>	<u>B</u>	<u>C</u>	<u>D</u>	<u>E</u>	<u>S T A T I O N</u>	<u>A</u>	<u>B</u>	<u>C</u>	<u>D</u>	<u>E</u>
Fort St. John	37	30	-	2.98	2.45	Saskatoon	32	13	-	1.24	1.75
Beaverlodge	41	34	-	5.26	3.09	Swift Current	34	23	-	2.91	1.68
Calgary	49	37	-	1.25	1.63	Yorkton	29	20	-	1.04	2.25
Coronation	32	22	-	2.05	1.49	Brandon	26	14	-	1.66	1.90
Cowley	46	21	-	2.43	4.01	Dauphin	36	26	-	2.37	2.35
Edmonton	36	21	-	2.98	2.05	Gimli	30	15	-	3.08	2.45
Fairview	39	23	-	4.45	2.48	Minnedosa	28	18	-	1.14	2.06
Grande Prairie	41	27	-	4.31	4.21	Portage la Pr.	33	20	-	2.86	2.42
Jasper	28	14	-	1.58	2.66	Rivers	27	18	-	1.49	2.10
Lethbridge	48	38	-	2.91	1.64	Souris	28	17	-	1.83	2.67
McMurray	41	14	-	2.43	2.59	The Pas	31	24	-	2.85	1.71
Medicine Hat	31	18	-	1.56	1.81	WINNIPEG	29	18	-	2.96	2.60
Red Deer	32	9	-	1.08	2.17	Kenora	22	13	Tr.	5.56	3.23
Vulcan	43	28	-	1.58	1.37	Sioux Lookout	20	4	-	3.58	3.13
Broadview	32	23	-	1.16	1.76	Port Arthur	24	-2	Tr.	6.53	2.96
Moose Jaw	..	24	-	1.22	1.67	White River	23	-10	.04	4.46	5.43
N. Battleford	38	26	-	1.20	1.24	North Bay	30	-5	.40	9.53	9.35
Prince Albert	42	23	-	1.29	2.13	Toronto	32	23	.01	7.68	7.27
Regina	29	19	-	1.13	1.12						

Column "A" - Highest temperature yesterday.
 "B" - Lowest temperature during last night.
 "C" - Precipitation for the 24 hours ending 7.30 a.m. C. D. T.
 "D" - Accumulated total precipitation since November 1, 1944.
 "E" - Normal precipitation November 1st to date.

WINNIPEG TEMPERATURE COMPARISONS

	<u>Maximum</u>	<u>Minimum</u>	<u>Mean</u>
January 22, 1945	29.4	12.0	20.7
Normal	6.5	-13.1	-3.3
January 22, 1944	24.2	17.0	20.6
Highest on record for January 22,	43.7		in 1942
Lowest on record for January 22,	-43.6		in 1886

F O R E C A S T S

MANITOBA: Generally fair and somewhat colder to-night and part of Wednesday, then milder again.
 SASKATCHEWAN: Generally fair to-day and Wednesday; a little colder to-night in northern and eastern districts.
 ALBERTA and PEACE RIVER DISTRICT: Fair and continuing mild to-day and Wednesday.

D A I L Y W E A T H E R B U L L E T I N

Issued by

Meteorological Division, Department of Transport, 1178 Grain Exchange, Winnipeg, Man.,
(Phone 93264)


<u>S T A T I O N</u>	<u>A</u>	<u>B</u>	<u>C</u>	<u>D</u>	<u>E</u>	<u>S T A T I O N</u>	<u>A</u>	<u>B</u>	<u>C</u>	<u>D</u>	<u>E</u>
Fort St. John	44	30	-	2.98	2.48	Saskatoon	35	15	-	1.24	1.78
Beaverlodge	54	31	-	5.26	3.13	Swift Current	38	26	-	2.91	1.70
Calgary	49	30	-	1.25	1.65	Yorkton	29	17	-	1.04	2.28
Coronation	33	16	-	2.05	1.50	Brandon	32	0	-	1.68	1.93
Cowley	49	13	-	2.43	4.05	Dauphin	32	7	-	2.37	2.38
Edmonton	40	13	-	2.98	2.08	Gimli	32	-4	Tr.	3.08	2.48
Fairview	..	30	-	4.45	2.52	Minnedosa	32	2	-	1.14	2.09
Grande Prairie	46	24	-	4.31	4.25	Portage la Pr.	34	12	-	2.86	2.45
Jasper	36	8	-	1.58	2.70	Rivers	29	5	-	1.49	2.13
Lethbridge	54	33	-	2.91	1.66	Souris	30	11	-	1.83	2.71
McMurray	28	20	Tr.	2.43	2.63	The Pas	29	-2	.02	2.87	1.73
Medicine Hat	36	20	-	1.48	1.82	WINNIPEG	31	2	-	2.96	2.63
Red Deer	40	6	-	1.08	2.20	Kenora	29	-8	Tr.	5.56	3.27
Vulcan	51	31	-	1.58	1.38	Sioux Lookout	23	-20	.10	3.68	3.16
Broadview	33	17	-	1.16	1.78	Fort Arthur	28	-10	Tr.	6.53	2.98
Moose Jaw	..	16	-	1.22	1.69	White River	19	-19	.21	4.67	5.48
N. Battleford	41	21	-	1.20	1.26	North Bay	5	-11	.05	9.58	9.49
Prince Albert	35	11	-	1.29	2.16	Toronto	25	12	.40	8.08	7.36
Regina	30	7	-	1.13	1.13						

Column "A" - Highest temperature yesterday.
 "B" - Lowest temperature during last night.
 "C" - Precipitation for the 24 hours ending 7.30 a.m. C. D. T.
 "D" - Accumulated total precipitation since November 1, 1944.
 "E" - Normal precipitation November 1st to date.

CORRECTION to Bulletin of January 11: Precipitation at Medicine Hat should be NIL, not .08

WINNIPEG TEMPERATURE COMPARISONS

	<u>Maximum</u>	<u>Minimum</u>	<u>Mean</u>
January 23, 1945	30.7	10.7	20.7
Normal	6.5	-13.2	-3.4
January 23, 1944	32.5	11.2	21.9



Highest on record for January 23, 45.5 in 1942
 Lowest on record for January 23, -43.2 in 1935 and 1936


F O R E C A S T S

MANITOBA: Partly cloudy to-day and Thursday, with scattered snowflurries; a little higher temperature on Thursday.

SASKATCHEWAN: Generally fair and comparatively mild to-day and Thursday.

ALBERTA and PEACE RIVER DISTRICT: Fair and mild to-day and Thursday.

Thursday, January 25, 1945



DAILY WEATHER BULLETIN

Issued by

Meteorological Division, Department of Transport, 1178 Grain Exchange, Winnipeg, Man.,
(Phone 93264)

<u>S T A T I O N</u>	<u>A</u>	<u>B</u>	<u>C</u>	<u>D</u>	<u>E</u>	<u>S T A T I O N</u>	<u>A</u>	<u>B</u>	<u>C</u>	<u>D</u>	<u>E</u>
Fort St. John	38	26	-	2.98	2.51	Saskatoon	34	14	-	1.24	1.81
Beaverlodge	39	29	.05	5.31	3.17	Swift Current	31	13	-	2.91	1.72
Calgary	49	15	-	1.25	1.66	Yorkton	39	15	-	1.04	2.31
Coronation	36	15	-	2.05	1.51	Brandon	38	-2	-	1.68	1.95
Cowley	48	13	-	2.43	4.09	Dauphin	27	8	-	2.37	2.40
Edmonton	40	18	-	2.98	2.10	Gimli	15	6	Tr.	3.08	2.51
Fairview	37	22	-	4.45	2.55	Minnedosa	38	1	-	1.14	2.12
Grande Prairie	40	26	.04	4.35	4.29	Portage la Pr.	27	5	-	2.86	2.47
Jasper	32	22	-	1.58	2.74	Rivers	32	5	-	1.49	2.15
Lethbridge	45	19	-	2.91	1.68	Souris	37	6	-	1.83	2.75
McMurray	41	7	-	2.43	2.67	The Pas	12	-4	-	2.87	1.74
Medicine Hat	31	7	-	1.48	1.84	WINNIPEG	21	5	-	2.96	2.66
Red Deer	34	6	-	1.08	2.23	Kenora	8	6	-	5.56	3.30
Vulcan	41	15	-	1.58	1.40	Sioux Lookout	3	1	.02	3.70	3.19
Broadview	39	12	-	1.16	1.80	Port Arthur	7	-1	Tr.	6.53	3.01
Moose Jaw	..	14	-	1.32	1.71	White River	-25	-42	-	4.67	5.53
N. Battleford	35	17	-	1.20	1.27	North Bay	-9	-28	Tr.	9.58	9.63
Prince Albert	41	13	-	1.29	2.18	Toronto	12	-12	.05	8.13	7.45
Regina	36	7	-	1.13	1.14						

Column "A" - Highest temperature yesterday.
 "B" - Lowest temperature during last night.
 "C" - Precipitation for the 24 hours ending 7.30 a.m. C. D. T.
 "D" - Accumulated total precipitation since November 1, 1944.
 "E" - Normal precipitation November 1st to date.

CORRECTION to Bulletin of January 22: Precipitation at Moose Jaw should be .10", not NIL.


WINNIPEG TEMPERATURE COMPARISONS

	<u>Maximum</u>	<u>Minimum</u>	<u>Mean</u>
January 24, 1945	20.8	2.3	11.6
Normal	6.5	-13.3	-3.4
January 24, 1944	37.1	26.7	31.9
Highest on record for January 24, 37.1 in 1944			
Lowest on record for January 24, -46.1 in 1894			

F O R E C A S T S

MANITOBA: Partly cloudy to-day and Friday; scattered snowflurries; not much change in temperature.
 SASKATCHEWAN and ALBERTA: Partly cloudy to-night and Friday, with scattered snowflurries; a little lower temperature in northern districts.
 PEACE RIVER DISTRICT: Partly cloudy and somewhat colder to-night and Friday, with scattered snowflurries.

Friday, January 26, 1945



DAILY WEATHER BULLETIN
 Meteorological Division, Department of Transport, 1178 Grain Exchange, Winnipeg, Man.,
 (Phone 93264)

STATION	A	B	C	D	E	STATION	A	B	C	D	E
Fort St. John	32	14	-	2.98	2.53	Saskatoon	28	18	.02	1.26	1.84
Beaverlodge	34	9	-	5.31	3.22	Swift Current	34	14	.01	2.92	1.74
Calgary	40	17	-	1.25	1.68	Yorkton	26	11	.02	1.06	2.34
Coronation	31	21	-	2.05	1.52	Brandon	24	12	.10	1.78	1.98
Cowley	35	19	-	2.43	4.13	Dauphin	31	13	.08	2.45	2.43
Edmonton	36	23	.02	3.00	2.13	Gimli	20	10	.02	3.10	2.54
Fairview	31	10	-	4.45	2.58	Minnedosa	27	12	.01	1.15	2.14
Grande Prairie	34	6	-	4.35	4.33	Portage la Pr.	25	16	.03	2.89	2.50
Jasper	34	6	-	1.58	2.78	Rivers	23	14	.04	1.53	2.18
Lethbridge	42	27	Tr.	2.91	1.70	Souris	25	16	.04	1.87	2.79
McMurray	16	-1	.01	2.44	2.71	The Pas	16	-5	-	2.87	1.76
Medicine Hat	31	16	-	1.48	1.87	WINNIPEG	19	13	.04	3.00	2.69
Red Deer	34	10	-	1.08	2.26	Kenora	16	8	.04	5.60	3.33
Vulcan	35	20	Tr.	1.58	1.41	Sioux Lookout	19	8	.02	3.72	3.21
Broadview	31	15	.08	1.24	1.82	Port Arthur	18	-7	.01	6.54	3.03
Moose Jaw	..	15	.10	1.42	1.73	White River	2	-23	-	4.67	5.58
N. Battleford	30	22	.15	1.37	1.29	North Bay	-7	-20	-	9.58	9.76
Prince Albert	26	16	.08	1.37	2.21	Toronto	4	-6	-	8.13	7.54
Regina	29	14	.07	1.20	1.15						

Column "A" - Highest temperature yesterday.
 "B" - Lowest temperature during last night.
 "C" - Precipitation for the 24 hours ending 7.30 a.m. C. D. T.
 "D" - Accumulated total precipitation since November 1, 1944.
 "E" - Normal precipitation November 1st to date.

WINNIPEG TEMPERATURE COMPARISONS

		Maximum	Minimum	Mean
January 25, 1945		19.2	5.4	12.3
Normal		6.5	-13.2	-3.4
January 25, 1944		27.2	15.6	21.4
Highest on record for January 25,		35.0 in 1903		
Lowest on record for January 25,		-42.0 in 1941		

FORECASTS

MANITOBA: Fresh winds; partly cloudy and becoming somewhat colder to-day, with scattered snowflurries. Saturday - generally fair and cold.

SASKATCHEWAN and ALBERTA: Fresh winds; generally fair and colder to-night and Saturday.

PEACE RIVER DISTRICT: Fair and colder to-night and Saturday.

Saturday, January 27, 1945

D A I L Y W E A T H E R B U L L E T I N

Issued by

Meteorological Division, Department of Transport, 1178 Grain Exchange, Winnipeg, Man.,
(Phone 93264)

<u>S T A T I O N</u>	<u>A</u>	<u>B</u>	<u>C</u>	<u>D</u>	<u>E</u>	<u>S T A T I O N</u>	<u>A</u>	<u>B</u>	<u>C</u>	<u>D</u>	<u>E</u>
St. John	21	3	-	2.98	2.56	Saskatoon	20	-2	.01	.97	1.87
Beaverlodge	24	1	-	5.31	3.26	Swift Current	26	3	.05	2.97	1.76
Calgary	29	3	Tr.	1.25	1.70	Yorkton	12	3	.02	1.08	2.37
Coronation	27	11	Tr.	2.05	1.54	Brandon	15	-10	.10	1.88	2.00
Cowley	29	-2	.12	2.55	4.17	Dauphin	17	-4	.02	2.47	2.46
Edmonton	24	6	Tr.	3.00	2.16	Gimli	11	-11	Tr.	3.10	2.57
Fairview	14	0	-	4.45	2.61	Minnedosa	16	-10	.01	1.16	2.17
Grande Prairie	20	-10	-	4.35	4.37	Portage la Fr.	18	-8	.10	2.99	2.52
Jasper	24	-3	Tr.	1.58	2.82	Rivers	20	-3	.09	1.62	2.20
Lethbridge	31	13	.04	2.95	1.72	Scuris	13	-4	.07	1.94	2.82
McMurray	5	-8	Tr.	2.44	2.75	The Pas	..	-15	-	2.87	1.78
Medicine Hat	27	17	.01	1.49	1.88	WINNIPEG	16	-12	.05	3.05	2.72
Red Deer	26	-4	-	1.08	2.29	Kenora	14	-4	.07	5.67	3.37
Vulcan	28	13	.01	1.59	1.42	Sicux Lookout	11	7	.01	3.73	3.25
Broadview	..	0	.04	1.28	1.84	Port Arthur	21	1	.04	6.58	3.06
Moose Jaw	..	5	.05	1.47	1.75	White River	13	7	-	4.67	5.63
N. Battleford	8	-10	.02	1.39	1.31	Worth Bay	4	-2	-	9.58	9.90
Prince Albert	22	2	.02	1.39	2.23	Toronto	13	5	-	8.13	7.62
Regina	24	2	.03	1.23	1.16						

Column "A" - Highest temperature yesterday.
 "B" - Lowest temperature during last night.
 "C" - Precipitation for the 24 hours ending 7.30 a.m. C. D. T.
 "D" - Accumulated total precipitation since November 1, 1944.
 "E" - Normal precipitation November 1st to date.

CORRECTION to Bulletin of January 20: Precipitation at Saskatoon should be Trace, not .30"

WINNIPEG TEMPERATURE COMPARISONS


	<u>Maximum</u>	<u>Minimum</u>	<u>Mean</u>
January 26, 1945	15.6	3.0	9.3
Normal	6.6	-13.1	-3.2
January 26, 1944	23.2	16.0	19.6
Highest on record for January 26,		33.4 in 1934	
Lowest on record for January 26,		-42.5 in 1893	

F O R E C A S T S


MANITOBA: Generally fair and cold to-night and Sunday.

SASKATCHEWAN and ALBERTA: Fair and cold to-night and Sunday.

PEACE RIVER DISTRICT: Fair today and Sunday; a little higher temperature on Sunday.



Monday, January 29, 1945



DAILY WEATHER BULLETIN

Issued by

Meteorological Division, Department of Transport, 1178 Grain Exchange, Winnipeg, Man.,
(Phone 93264)

STATION	A	B	C	D	E	STATION	A	B	C	D	E
Fort St. John	20	3	-	2.98	2.62	Saskatoon	-3	-23	Tr.	.97	1.92
Beaverledge	26	-1	-	5.31	3.35	Swift Current	10	-20	.08	3.05	1.81
Calgary	26	6	.03	1.28	1.74	Yorkton	1	-5	.01	1.09	2.43
Coronation	11	-19	Tr.	2.13	1.56	Brandon	2	-14	Tr.	1.88	2.05
Cowley	30	12	.04	2.59	4.25	Dauphin	4	-2	Tr.	2.47	2.51
Edmonton	4	-13	.08	3.08	2.21	Gimli	6	-13	.04	3.14	2.63
Fairview	4	0	-	4.45	2.68	Minnedosa	5	-8	Tr.	1.16	2.22
Grande Prairie	11	-13	-	4.35	4.45	Portage la Pr.	6	-7	Tr.	2.99	2.57
Jasper	19	-3	-	1.58	2.90	Rivers	4	-15	.04	1.66	2.25
Lethbridge	22	0	.01	2.96	1.76	Souris	4	-9	.05	1.99	2.88
McMurray	5	-24	Tr.	2.44	2.82	The Pas	-1	-16	.03	2.90	1.82
Medicine Hat	14	-7	.09	1.58	1.92	WINNIPEG	6	-11	.03	3.08	2.77
Red Deer	18	3	-	1.08	2.34	Kenora	7	-6	Tr.	5.67	3.44
Vulcan	24	2	.02	1.61	1.44	Sioux Lookout	10	-10	.01	3.74	3.31
Broadview	1	-13	.02	1.30	1.89	Port Arthur	15	-14	.03	6.61	3.11
Moose Jaw	..	-23	-	1.47	1.79	White River	..	-19	.10	4.77	5.75
N. Battleford	-2	-19	Tr.	1.39	1.34	North Bay	15	8	.03	9.61	10.18
Prince Albert	-6	-20	.07	1.46	2.28	Toronto	26	15	.26	8.39	7.80
Regina	0	-18	.06	1.29	1.18						

Column "A" - Highest temperature yesterday.
 "B" - Lowest temperature during last night.
 "C" - Precipitation for the 48 hours ending 7.30 a.m. C. D. T.
 "D" - Accumulated total precipitation since November 1, 1944.
 "E" - Normal precipitation November 1st to date.

CORRECTION to Bulletin of January 16: Precipitation at Coronation should be .12", not .04

WINNIPEG TEMPERATURE COMPARISONS

	Maximum	Minimum	Mean		Maximum	Minimum	Mean
January 27, 1945	7.0	-13.2	-3.1	January 28, 1945	5.9	-5.2	0.4
Normal	6.6	-13.0	-3.2	Normal	6.7	-12.9	-3.1
January 27, 1944	15.9	3.1	9.5	January 28, 1944	14.8	-11.4	1.7
Highest on record for Jan. 27, 39.2 in 1934				Highest on record for Jan. 28, 37.0 in 1877 and 1927			
Lowest on record for Jan. 27, -41.4 in 1893				Lowest on record for Jan. 28, -37.9 in 1899			


FORECASTS

MANITOBA: Fair and cold to-night and Tuesday.

SASKATCHEWAN: Fair and cold to-day and Tuesday.

ALBERTA: Fair and cold to-day and part of Tuesday, then moderating somewhat.

PEACE RIVER DISTRICT: Fair and cold to-day. Tuesday - generally fair, with a little higher temperature.



DAILY WEATHER BULLETIN

Issued by
 Meteorological Division, Department of Transport, 1178 Grain Exchange, Winnipeg, Man.,
 (Phone 93264)

STATION	A	B	C	D	E	STATION	A	B	C	D	E
Fort St. John	10	0	-	2.98	2.64	Saskatoon	-2	-26	-	.97	1.94
Beaverlodge	12	1	-	5.31	3.39	Swift Current	2	-16	-	3.05	1.83
Calgary	14	-9	.05	1.33	1.76	Yorkton	..	-14	-	1.09	2.45
Coronation	-5	-21	-	2.13	1.58	Brandon	6	-14	Tr.	1.88	2.07
Cowley	24	-2	Tr.	2.59	4.29	Dauphin	7	-4	.02	2.49	2.53
Edmonton	5	-19	Tr.	3.08	2.24	Gimli	Tr.	3.14	2.66
Fairview	13	-2	-	4.45	2.71	Minnedosa	6	-4	-	1.16	2.25
Grande Prairie	11	-9	-	4.35	4.49	Portage la Pr.	5	0	.01	3.00	2.60
Jasper	22	5	-	1.58	2.94	Rivers	2	-14	.01	1.67	2.27
Lethbridge	22	-4	-	2.96	1.78	Souris	2	-14	Tr.	1.99	2.91
McMurray	8	-3	-	2.44	2.85	The Pas	4	-22	-	2.90	1.84
Medicine Hat	4	-20	Tr.	1.58	1.94	WINNIPEG	4	-1	.06	3.14	2.80
Red Deer	13	-16	Tr.	1.08	2.36	Kenora	0	-5	.05	5.72	3.47
Vulcan	17	-4	Tr.	1.61	1.45	Sioux Lookout	-1	-13	.03	3.77	3.35
Broadview	0	-20	Tr.	1.30	1.91	Port Arthur	8	-12	.02	6.63	3.13
Moose Jaw	..	-21	-	1.47	1.81	White River	16	-10	.02	4.79	5.80
N. Battleford	-7	-20	-	1.39	1.36	North Bay	18	-4	.23	9.84	10.32
Prince Albert	5	-24	-	1.46	2.30	Toronto	29	16	Tr.	8.39	7.89
Regina	-2	-26	Tr.	1.29	1.19						

Column "A" - Highest temperature yesterday.
 "B" - Lowest temperature during last night.
 "C" - Precipitation for the 24 hours ending 7.30 a.m. C. D. T.
 "D" - Accumulated total precipitation since November 1, 1944.
 "E" - Normal precipitation November 1st to date.

WINNIPEG TEMPERATURE COMPARISONS

		Maximum	Minimum	Mean
January 29, 1945		4.3	-10.8	-3.2
Normal		6.8	-12.7	-3.0
January 29, 1944		27.2	3.0	15.1
Highest on record for January 29,	39.0 in 1931			
Lowest on record for January 29,	-42.0 in 1899			

F O R E C A S T S

MANITOBA: Fair and somewhat colder to-night and Wednesday.

SASKATCHEWAN: Fair and cold to-day and Wednesday.

ALBERTA: Fair and cold to-day and most of Wednesday.

PEACE RIVER DISTRICT: Generally fair to-day and Wednesday; not much change in temperature.

Wednesday, January 31, 1945

DAILY WEATHER BULLETIN

Issued by

Meteorological Division, Department of Transport, 1178 Grain Exchange, Winnipeg, Man.,
(Phone 93264)

<u>S T A T I O N</u>	<u>A</u>	<u>B</u>	<u>C</u>	<u>D</u>	<u>E</u>	<u>S T A T I O N</u>	<u>A</u>	<u>B</u>	<u>C</u>	<u>D</u>	<u>E</u>
Fort St. John	11	2	Tr.	2.98	2.67	Saskatoon	-5	-19	-	.97	1.97
Beaverlodge	12	-1	.10	5.41	3.44	Swift Current	7	-12	-	3.05	1.86
Calgary	20	-9	-	1.33	1.78	Yorkton	0	-17	-	1.09	2.48
Coronation	-1	-20	-	2.13	1.59	Brandon	6	2	Tr.	1.88	2.09
Cowley	34	-3	-	2.59	4.33	Dauphin	9	5	Tr.	2.49	2.56
Edmonton	4	-22	Tr.	3.08	2.27	Gimli	8	-3	Tr.	3.14	2.69
Fairview	10	-8	.06	4.51	2.75	Minnedosa	11	4	-	1.16	2.27
Grande Prairie	14	-11	.10	4.45	4.54	Portage la Pr.	7	3	Tr.	3.00	2.62
Jasper	24	-1	-	1.58	2.98	Rivers	7	0	Tr.	1.67	2.30
Lethbridge	16	-1	Tr.	2.96	1.80	Souris	3	0	-	1.99	2.94
McMurray	7	-26	-	2.44	2.88	The Pas	-1	-23	-	2.90	1.86
Medicine Hat	1	-20	-	1.58	1.96	WINNIPEG	6	-5	Tr.	3.14	2.83
Red Deer	8	-18	-	1.08	2.39	Kenora	5	-1	Tr.	5.72	3.50
Vulcan	19	-5	-	1.61	1.47	Sioux Lookout	3	-12	Tr.	3.77	3.38
Broadview	2	-25	-	1.30	1.94	Port Arthur	8	-14	-	6.63	3.16
Moose Jaw	..	-22	-	1.47	1.83	White River	6	-14	Tr.	4.79	5.85
N. Battleford	-6	-21	-	1.39	1.38	North Bay	21	-1	.09	9.93	10.45
Prince Albert	2	-32	-	1.46	2.33	Toronto	23	13	Tr.	8.39	7.97
Regina	-4	-29	-	1.29	1.20						

Column "A" - Highest temperature yesterday.
 "B" - Lowest temperature during last night.
 "C" - Precipitation for the 24 hours ending 7.30 a.m. C. D. T.
 "D" - Accumulated total precipitation since November 1, 1944.
 "E" - Normal precipitation November 1st to date.

WINNIPEG TEMPERATURE COMPARISONS


	<u>Maximum</u>	<u>Minimum</u>	<u>Mean</u>
January 30, 1945	6.2	-3.8	1.2
Normal	6.9	-12.6	-2.8
January 30, 1944	23.8	3.1	13.4
Highest on record for January 30,		37.4 in 1940	
Lowest on record for January 30,		-43.0 in 1899	


F O R E C A S T S

MANITOBA and SASKATCHEWAN: Fair and cold to-day and Thursday.

ALBERTA: Generally fair to-day and Thursday; not much change in temperature.

PEACE RIVER DISTRICT: Cloudy and cold to-day and Thursday, with snowflurries.





Thursday, February 1, 1945

DAILY WEATHER BULLETIN

Issued by

Meteorological Division, Department of Transport, 1178 Grain Exchange, Winnipeg, Man.,
(Phone 93264)

STATION	A	B	C	D	E	STATION	A	B	C	D	E
St. John	9	-7	-	2.98	2.70	Saskatoon	-8	-27	-	.97	1.99
Beaverlodge	..	-7	Tr.	5.41	3.48	Swift Current	6	-14	-	3.05	1.88
Calgary	12	-5	-	1.33	1.80	Yorkton	4	-3	Tr.	1.09	2.50
Coronation	-9	-21	-	2.13	1.60	Brandon	14	-8	-	1.88	2.11
Cowley	24	0	-	2.59	4.37	Dauphin	13	1	Tr.	2.49	2.58
Edmonton	-2	-17	Tr.	3.05	2.30	Gimli	15	-12	-	3.15	2.72
Fairview	3	-12	-	4.51	2.78	Minnedosa	15	-6	-	1.16	2.30
Grande Prairie	4	-16	Tr.	4.45	4.58	Portage la Pr.	11	6	Tr.	3.01	2.65
Jasper	20	3	Tr.	1.58	3.02	Rivers	13	-2	Tr.	1.67	2.32
Lethbridge	14	9	Tr.	2.96	1.82	Souris	13	5	Tr.	1.99	2.97
McMurray	7	-26	-	2.44	2.92	The Pas	8	-18	-	2.90	1.88
Medicine Hat	0	-16	-	1.58	1.98	WINNIPEG	10	5	.01	3.15	2.86
Red Deer	7	-15	-	1.08	2.41	Kenora	11	6	Tr.	5.72	3.53
Vulcan	8	-2	Tr.	1.61	1.48	Sioux Lookout	11	0	Tr.	3.77	3.42
Broadview	12	-8	Tr.	1.30	1.96	Port Arthur	13	-10	-	6.63	3.19
Moose Jaw	..	-12	-	1.47	1.85	White River	8	-7	-	4.79	5.90
N. Battleford	-13	-24	-	1.39	1.39	North Bay	7	-2	.07	10.00	10.58
Prince Albert	-9	-32	-	1.46	2.35	Toronto	21	8	.06	8.45	8.06
Regina	0	-14	-	1.29	1.21						

Column "A" - Highest temperature yesterday.
 "B" - Lowest temperature during last night.
 "C" - Precipitation for the 24 hours ending 7.30 a.m., C. D. T.
 "D" - Accumulated total precipitation since November 1, 1944.
 "E" - Normal precipitation November 1st to date.

WINNIPEG TEMPERATURE COMPARISONS

	Maximum	Minimum	Mean
January 31, 1945	9.6	-4.8	2.4
Normal	7.0	-12.4	-2.7
January 31, 1944	13.3	-7.7	2.8
Highest on record for January 31,	40.2		in 1941
Lowest on record for January 31,	-40.6		in 1938

FORECASTS

MANITOBA: Mostly cloudy and moderately cold to-day and Friday, with snowflurries in southern portion.

SASKATCHEWAN: Partly cloudy and not quite so cold to-night and Friday; snowflurries in extreme southern portion.

ALBERTA: Generally fair and not quite so cold to-night and Saturday.

PEACE RIVER DISTRICT: Fair and cold to-day and Saturday.

Friday, February 2, 1945

DAILY WEATHER BULLETIN

Issued by

Meteorological Division, Department of Transport, 1178 Grain Exchange, Winnipeg, Man.,
(Phone 93264)



STATION	A	B	C	D	E	STATION	A	B	C	D	E
Port St. John	5	0	Tr.	2.98	2.72	Saskatoon	7	-5	-	.97	2.01
Beaverlodge	12	3	.05	5.46	3.51	Swift Current	12	8	-	3.05	1.90
Calgary	13	-1	.03	1.36	1.81	Yorkton	9	-4	Tr.	1.09	2.53
Coronation	1	-8	-	2.13	1.61	Brandon	13	-10	-	1.88	2.13
Cowley	42	1	.10	2.69	4.41	Dauphin	14	-9	-	2.49	2.60
Edmonton	0	-7	Tr.	3.05	2.32	Gimli	15	0	Tr.	3.15	2.75
Fairview	5	0	.05	4.56	2.80	Minnedosa	11	-4	-	1.16	2.32
Grande Prairie	3	-15	.10	4.55	4.62	Portage la Pr.	15	-8	Tr.	3.01	2.68
Jasper	17	4	-	1.58	3.05	Rivers	13	-4	Tr.	1.67	2.34
Lethbridge	31	7	Tr.	2.96	1.84	Souris	13	-5	Tr.	1.99	2.99
McMurray	4	-19	-	2.44	2.94	The Pas	17	-7	-	2.90	1.89
Medicine Hat	7	-5	.02	1.60	2.00	WINNIPEG	14	0	.01	3.16	2.88
Red Deer	5	-6	Tr.	1.08	2.43	Zenora	12	5	Tr.	5.72	3.57
Vulcan	17	2	Tr.	1.61	1.49	Sicux Lockout	12	-3	Tr.	3.77	3.45
Broadview	8	-6	-	1.30	1.98	Port Arthur	18	-2	-	6.63	3.21
Moose Jaw	..	5	-	1.47	1.86	White River	23	-20	-	4.79	5.94
N. Battleford	1	1	-	1.39	1.40	North Bay	21	7	Tr.	10.00	10.71
Prince Albert	6	-5	Tr.	1.46	2.37	Toronto	26	14	Tr.	8.45	8.14
Regina	8	0	.03	1.22	1.22						

Column "A" - Highest temperature yesterday.
 "B" - Lowest temperature during last night.
 "C" - Precipitation for the 24 hours ending 7.30 a.m. C. D. T.
 "D" - Accumulated total precipitation since November 1, 1944.
 "E" - Normal precipitation November 1st to date.

WINNIPEG TEMPERATURE COMPARISONS

	Maximum	Minimum	Mean
February 1, 1945	14.3	5.1	9.7
Normal	7.2	-12.2	-2.5
February 1, 1944	18.8	-2.8	8.0
Highest on record for February 1,		39.2 in 1935	
Lowest on record for February 1,		-48.0 in 1893	

CORRECTION to Bulletin of January 3: Precipitation at Regina should be .16" instead of .26"

FORECASTS

MANITOBA: Fresh winds; partly cloudy and moderately cold to-night and Saturday; snowflurries in southern portion.

SASKATCHEWAN and ALBERTA: Fresh winds; cloudy and moderately cold to-day and Saturday, with light snowfalls or flurries.

PEACE RIVER DISTRICT: Cloudy and moderately cold to-day and Saturday, with occasional light snow.

Friday, February 2, 1945

DAILY WEATHER BULLETIN



Issued by

Department of Transport, 1178 Grain Exchange, Winnipeg, Man.,
(Phone 93264)

STATION	A	B	C	D	E	STATION	A	B	C	D	E
Fort St. John	5	0	Tr.	2.98	2.72	Saskatoon	7	-5	-	.97	2.01
Beaverlodge	12	3	.05	5.46	3.51	Swift Current	12	8	-	3.05	1.90
Calgary	13	-1	.03	1.36	1.82	Yorkton	9	-4	Tr.	1.09	2.53
Coronation	1	-8	-	2.13	1.61	Brandon	13	-10	-	1.88	2.13
Cowley	42	1	.10	2.69	4.41	Dauphin	14	-9	-	2.49	2.60
Edmonton	0	-7	Tr.	3.05	2.32	Gimli	15	0	Tr.	3.15	2.75
Fairview	5	0	.05	4.56	2.80	Minnedosa	11	-4	-	1.16	2.32
Grande Prairie	3	-15	.10	4.55	4.62	Portage la Pr.	15	-8	Tr.	3.01	2.68
Jasper	17	4	-	1.58	3.05	Rivers	13	-4	Tr.	1.67	2.34
Lethbridge	31	7	Tr.	2.96	1.84	Scuris	13	-5	Tr.	1.99	2.99
McMurray	4	-19	-	2.44	2.94	The Pas	17	-7	-	2.90	1.89
Medicine Hat	7	-5	.02	1.60	2.00	WINNIPEG	14	0	.01	3.16	2.88
Red Deer	5	-6	Tr.	1.08	2.43	Kenora	12	5	Tr.	5.72	3.57
Vulcan	17	2	Tr.	1.61	1.49	Sicou Lockout	12	-3	Tr.	3.77	3.45
Broadview	8	-6	-	1.30	1.98	Port Arthur	18	-2	-	6.63	3.21
Moose Jaw	..	5	-	1.47	1.86	White River	23	-20	-	4.79	5.94
N. Battleford	1	1	-	1.39	1.40	North Bay	21	7	Tr.	10.00	10.71
Prince Albert	6	-5	Tr.	1.46	2.37	Toronto	26	14	Tr.	8.45	8.14
Regina	8	0	.03	1.22	1.22						

Column "A" - Highest temperature yesterday.
 "B" - Lowest temperature during last night.
 "C" - Precipitation for the 24 hours ending 7.30 a.m. C. D. T.
 "D" - Accumulated total precipitation since November 1, 1944.
 "E" - Normal precipitation November 1st to date.

WINNIPEG TEMPERATURE COMPARISONS

	Maximum	Minimum	Mean
February 1, 1945	14.3	5.1	9.7
Normal	7.2	-12.2	-2.5
February 1, 1944	18.8	-2.8	8.0
Highest on record for February 1,		39.2 in 1935	
Lowest on record for February 1,		-48.0 in 1893	

CORRECTION to Bulletin of January 3: Precipitation at Regina should be .16" instead of .26"


FORECASTS

MANITOBA: Fresh winds; partly cloudy and moderately cold to-night and Saturday; snowflurries in southern portion.

SASKATCHEWAN and ALBERTA: Fresh winds; cloudy and moderately cold to-day and Saturday, with light snowfalls or flurries.

PEACE RIVER DISTRICT: Cloudy and moderately cold to-day and Saturday, with occasional light snow.

DAILY WEATHER BULLETIN



Issued by

Meteorological Division, Department of Transport, 1178 Grain Exchange, Winnipeg, Man.,
(Phone 93264)

STATION	A	B	C	D	E	STATION	A	B	C	D	E
Fort St. John	7	4	.02	3.00	2.75	Saskatoon	16	11	.02	.99	2.03
Beaverlodge	9	4	.11	5.57	3.54	Swift Current	19	7	.38	3.43	1.92
Calgary	10	6	.16	1.52	1.83	Yorkton	14	7	Tr.	1.09	2.55
Coronation	5	2	.06	2.19	1.62	Brandon	16	12	Tr.	1.88	2.15
Cowley	10	7	.32	3.01	4.44	Dauphin	17	9	.05	2.54	2.62
Edmonton	5	1	.07	3.12	2.35	Gimli	18	8	-	3.15	2.78
Fairview	7	-1	.05	4.61	2.83	Minnedosa	10	6	.03	1.19	2.34
Grande Prairie	7	2	.24	4.79	4.66	Portage la Pr.	14	6	-	3.01	2.70
Jasper	19	8	Tr.	1.58	3.08	Rivers	13	10	.03	1.70	2.36
Lethbridge	12	-3	.27	3.32	1.86	Souris	19	12	.02	2.01	3.02
McMurray	0	-18	Tr.	2.44	2.97	The Pas	14	8	.05	2.95	1.91
Medicine Hat	9	-10	.16	1.76	2.02	WINNIPEG	16	11	-	3.16	2.91
Red Deer	10	3	.03	1.11	2.46	Kenora	15	2	-	5.72	3.62
Vulcan	..	0	.01	1.62	1.51	Sioux Lookout	21	0	Tr.	3.77	3.48
Broadview	..	12	.07	1.37	2.00	Port Arthur	26	-11	Tr.	6.63	3.23
Moose Jaw	..	15	.25	1.72	1.88	White River	8	-25	-	4.79	5.99
N. Battleford	12	10	.04	1.43	1.41	North Bay	11	5	.02	10.02	10.83
Prince Albert	11	9	.09	1.55	2.39	Toronto	20	6	-	8.45	8.23
Regina	16	15	.18	1.40	1.23						

Column "A" - Highest temperature yesterday.
 "B" - Lowest temperature during last night.
 "C" - Precipitation for the 24 hours ending 7.30 a.m. C. D. T.
 "D" - Accumulated total precipitation since November 1, 1944.
 "E" - Normal precipitation November 1st to date.

CORRECTION to Bulletin of Dec, 20: Precipitation at Lethbridge should be .05", not .23"
 Jan. 4: .01", not .07"
 Jan. 8: .39", not .06"


WINNIPEG TEMPERATURE COMPARISONS

	Maximum	Minimum	Mean
February 2, 1945	16.2	-0.2	8.0
Normal	7.4	-12.1	-2.4
February 2, 1944	23.1	6.0	14.6
Highest on record for February 2,	45.0 in 1935		
Lowest on record for February 2,	-41.4 in 1886		

FORECASTS

MANITOBA: Cloudy and moderately cold with occasional light snow to-day and part of Sunday, then somewhat colder again.
 SASKATCHEWAN: Light snowfalls and flurries to-day. Sunday - generally fair and somewhat colder.
 ALBERTA: Mostly cloudy and moderately cold to-day and Sunday; light snowfalls and flurries in southern portion.
 PEACE RIVER DISTRICT: Mostly cloudy and cold to-day and Sunday, with occasional light snowfalls or flurries.

Monday, February 5, 1945



WEATHER BULLETIN

Issued by

Meteorological Division, Department of Transport, 1178 Grain Exchange, Winnipeg, Man.,
(Phone 93264)

STATION	A	B	C	D	E	STATION	A	B	C	D	E
Fort St. John	7	0	.37	3.37	2.80	Saskatoon	13	0	.05	1.04	2.06
Beaverlodge	10	3	.07	5.64	3.60	Swift Current	25	19	.04	3.47	1.96
Calgary	40	10	Tr.	1.52	1.87	Yorkton	15	-1	.08	1.17	2.60
Coronation	10	1	-	2.19	1.64	Brandon	8	-8	.30	2.18	2.19
Cowley	44	28	.02	3.03	4.51	Dauphin	14	5	.47	3.01	2.66
Edmonton	13	0	.01	3.13	2.40	Gimli	5	-1	.14	3.29	2.85
Fairview	10	-7	.35	4.96	2.88	Minnedosa	3	-2	.45	1.64	2.38
Jasper	39	14	Tr.	1.58	3.13	Portage la Pr.	8	1	.15	3.16	2.75
Grande Prairie	10	3	.19	4.98	4.74	Rivers	6	-7	.28	1.98	2.40
Lethbridge	43	28	Tr.	3.32	1.90	Souris	13	2	.17	2.18	3.07
McMurray	6	-6	.06	2.50	3.03	The Pas	4	-7	.03	2.98	1.95
Medicine Hat	33	22	Tr.	1.76	2.06	WINNIPEG	8	0	.14	3.30	2.97
Red Deer	21	4	.04	1.15	2.50	Kenora	14	3	.23	5.95	3.67
Vulcan	39	22	.01	1.63	1.54	Sioux Lookout	18	-7	.21	3.98	3.54
Broadview	17	2	.10	1.47	2.05	Port Arthur	24	-6	.24	6.87	3.28
Moose Jaw	20	6	.05	1.77	1.91	White River	5	-15	.45	5.24	6.08
N. Battleford	6	0	Tr.	1.43	1.44	North Bay	17	7	.06	10.08	11.07
Prince Albert	8	2	Tr.	1.55	2.43	Toronto	27	15	.48	8.93	8.41
Regina	14	-2	.03	1.43	1.25						

Column "A" - Highest temperature yesterday.
 "B" - Lowest temperature during last night.
 "C" - Precipitation for the 48 hours ending 7.30 a.m. C. D. T.
 "D" - Accumulated total precipitation since November 1, 1944.
 "E" - Normal precipitation November 1st to date.


WINNIPEG TEMPERATURE COMPARISONS

	Maximum	Minimum	Mean		Maximum	Minimum	Mean
February 3, 1945	18.7	10.7	14.7	February 4, 1945	7.8	-1.6	3.1
Normal	7.6	-12.0	-2.2	Normal	7.8	-11.8	-2.0
February 3, 1944	18.1	3.8	11.0	February 4, 1944	8.9	0.8	4.8
Highest on record for Feb. 3,	41.7	in 1878		Highest on record for Feb. 4,	41.0	in 1925	
Lowest on record for Feb. 3,	-42.4	in 1936		Lowest on record for Feb. 4,	-44.1	in 1876	

FORECASTS

MANITOBA: Fresh winds; cloudy and colder to-night and Tuesday, with light snowfalls or flurries.
 SASKATCHEWAN and ALBERTA: Fresh to strong winds; cloudy and colder to-night and Tuesday, with light snowfalls and flurries.
 PEACE RIVER DISTRICT: Fresh winds; cloudy and cold to-day and Tuesday, with light snow.

Tuesday, February 6, 1945



W E A T H E R B U L L E T I N

Issued by

Meteorological Division, Department of Transport, 1178 Grain Exchange, Winnipeg, Man.,
(Phone 93264)

S T A T I O N	A	B	C	D	E	S T A T I O N	A	B	C	D	E
St. John	3	-5	.02	3.39	2.82	Saskatoon	10	-5	Tr.	1.04	2.07
Beaverlodge	4	-6	.03	5.67	3.63	Swift Current	26	-1	.25	3.72	1.98
Calgary	38	0	.23	1.75	1.89	Yorkton	12	-13	.10	1.27	2.62
Coronation	7	-2	.50	2.69	1.66	Brandon	14	-4	.04	2.22	2.21
Cowley	18	-4	.26	3.29	4.55	Dauphin	12	-11	.10	3.11	2.68
Edmonton	7	0	.16	3.29	2.43	Gimli	14	-11	.11	3.40	2.89
Fairview	3	-8	-	4.96	2.91	Minnedosa	14	-8	Tr.	1.64	2.40
Grande Prairie	8	-14	.02	5.00	4.78	Portage la Pr.	13	-7	.17	3.33	2.77
Jasper	22	5	.06	1.64	3.15	Rivers	14	-5	.03	2.01	2.43
Lethbridge	34	5	.07	3.39	1.92	Souris	15	-6	.02	2.20	3.09
McMurray	-1	-9	Tr.	2.50	3.06	The Pas	-2	-28	-	2.98	1.97
Medicine Hat	32	-1	.03	1.79	2.08	WINNIPEG	13	-7	.08	3.38	3.00
Red Deer	11	-6	.27	1.42	2.53	Kenora	12	-2	.14	6.09	3.70
Vulcan	8	2	Tr.	1.63	1.55	Sioux Lookout	11	-7	.15	4.13	3.57
Broadview	15	-19	.04	1.51	2.07	Port Arthur	22	14	.26	7.13	3.31
Moose Jaw	21	1	.30	2.07	1.93	White River	22	9	.22	5.46	6.13
N. Battleford	8	-4	.08	1.51	1.46	North Bay	22	20	.11	10.19	11.19
Prince Albert	0	-11	.05	1.60	2.46	Toronto	29	26	-	8.93	8.50
Regina	18	-3	.25	1.68	1.26						

Column "A" - Highest temperature yesterday.
 "B" - Lowest temperature during last night.
 "C" - Precipitation for the 24 hours ending 7.30 a.m. C. D. T.
 "D" - Accumulated total precipitation since November 1, 1944.
 "E" - Normal precipitation November 1st to date.

W I N N I P E G T E M P E R A T U R E C O M P A R I S O N S

	Maximum	Minimum	Mean
February 5, 1945	13.4	0.8	7.1
Normal	8.1	-11.6	-1.8
February 5, 1944	-2.0	-25.0	-13.5
Highest on record for February 5,	39.7	in 1878	
Lowest on record for February 5,	-45.5	in 1895	


F O R E C A S T S

MANITOBA: Strong winds with blowing snow; decidedly cold to-night. Wednesday - partly cloudy and decidedly cold.

SASKATCHEWAN: Fresh to strong winds and decidedly cold to-day, with blowing snow. Wednesday - generally fair and cold.

ALBERTA: Cloudy to-day, with light snowfalls and flurries, and stationary or a little higher temperature. Wednesday - partly cloudy and a little milder.

PEACE RIVER DISTRICT: Partly cloudy and cold to-day. Wednesday - cloudy with light snowfalls or flurries, and a little higher temperature.



Wednesday, February 7, 1945

DAILY WEATHER BULLETIN

Issued by

Meteorological Division, Department of Transport, 1178 Grain Exchange, Winnipeg, Man.,
(Phone 93264)

<u>STATION</u>	<u>A</u>	<u>B</u>	<u>C</u>	<u>D</u>	<u>E</u>	<u>STATION</u>	<u>A</u>	<u>B</u>	<u>C</u>	<u>D</u>	<u>E</u>
Fort St. John	15	10	.02	3.41	2.84	Saskatoon	2	-7	Tr.	1.04	2.09
Beaverlodge	14	14	.10	5.77	3.66	Swift Current	5	-11	.05	3.77	2.00
Calgary	28	10	-	1.75	1.90	Yorkton	-4	-13	-	1.27	2.65
Coronation	2	-7	Tr.	2.69	1.67	Brandon	0	-12	-	2.22	2.23
Cowley	37	29	-	3.29	4.58	Dauphin	-8	-13	-	3.11	2.70
Edmonton	14	9	.02	3.31	2.45	Gimli	-1	-19	-	3.40	2.92
Fairview	16	12	-	4.96	2.94	Minnedosa	3	-15	-	1.64	2.42
Grande Prairie	8	-1	.06	5.06	4.82	Portage la Pr.	-4	-17	-	3.33	2.79
Jasper	38	15	Tr.	1.64	3.17	Rivers	2	-15	-	2.01	2.45
Lethbridge	36	21	-	3.39	1.94	Souris	-5	-9	-	2.20	3.12
McMurray	17	..	-	2.50	3.08	The Pas	-10	-22	-	2.98	1.98
Medicine Hat	17	-7	-	1.79	2.10	WINNIPEG	-2	-17	-	3.38	3.03
Red Deer	5	1	Tr.	1.42	2.55	Kenora	10	-12	-	6.09	3.74
Vulcan	20	10	-	1.63	1.57	Sioux Lookout	7	-29	-	4.13	3.60
Broadview	2	-16	Tr.	1.51	2.09	Port Arthur	15	-21	.13	7.26	3.33
Moose Jaw	1	-15	.10	2.17	1.95	White River	13	-21	Tr.	5.46	6.18
N. Battleford	2	-8	Tr.	1.51	1.47	North Bay	27	3	.23	10.42	11.30
Prince Albert	-2	-9	-	1.60	2.48	Toronto	30	26	-	8.93	8.59
Regina	3	-20	.11	1.79	1.27						

Column "A" - Highest temperature yesterday.
 "B" - Lowest temperature during last night.
 "C" - Precipitation for the 24 hours ending 7.30 a.m. C. D. T.
 "D" - Accumulated total precipitation since November 1, 1944.
 "E" - Normal precipitation November 1st to date.


WINNIPEG TEMPERATURE COMPARISONS

	<u>Maximum</u>	<u>Minimum</u>	<u>Mean</u>
February 6, 1945	-1.8	-10.2	-6.0
Normal	8.4	-11.4	-1.5
February 6, 1944	4.9	-10.2	-2.6
Highest on record for February	6,	37.6	in 1878
Lowest on record for February	6,	-42.0	in 1936

FORECASTS

MANITOBA: Fair and cold to-day. Thursday - fresh winds; partly cloudy and not so cold.
 SASKATCHEWAN: Fresh winds; generally fair to-day and Thursday, with moderating temperature.
 ALBERTA: Fresh winds; partly cloudy and somewhat milder to-day and Thursday.
 PEACE RIVER DISTRICT: Fresh winds; mostly cloudy to-day and Thursday; probably some light snow.

Thursday, February 8, 1945



DAILY WEATHER BULLETIN

Issued by

Meteorological Division, Department of Transport, 1178 Grain Exchange, Winnipeg, Man.,
(Phone 93264)

<u>S T A T I O N</u>	<u>A</u>	<u>B</u>	<u>C</u>	<u>D</u>	<u>E</u>	<u>S T A T I O N</u>	<u>A</u>	<u>B</u>	<u>C</u>	<u>D</u>	<u>E</u>
Port St. John	39	28	Tr.	3.41	2.86	Saskatoon	32	13	-	1.04	2.10
Beaverlodge	39	34	-	5.77	3.69	Swift Current	43	35	-	3.77	2.02
Calgary	45	37	-	1.75	1.92	Yorkton	11	4	Tr.	1.27	2.67
Coronation	34	20	-	2.69	1.69	Brandon	20	4	Tr.	2.22	2.25
Cowley	57	29	.10	3.39	4.62	Dauphin	12	2	.01	3.12	2.72
Edmonton	31	22	.01	3.32	2.48	Gimli	6	-5	Tr.	3.40	2.96
Fairview	30	19	-	4.96	2.96	Minnedosa	8	-3	.03	1.67	2.44
Grande Prairie	34	24	Tr.	5.06	4.86	Portage la Pr.	8	1	Tr.	3.33	2.81
Jasper	39	34	.07	1.71	3.19	Rivers	9	3	.02	2.03	2.48
Lethbridge	49	42	-	3.39	1.96	Souris	13	9	-	2.20	3.14
McMurray	21	5	-	2.50	3.11	The Pas	15	4	-	2.98	2.00
Medicine Hat	42	36	-	1.79	2.12	WINNIPEG	12	2	Tr.	3.38	3.06
Red Deer	42	17	-	1.42	2.57	Kenora	9	-5	Tr.	6.09	3.77
Vulcan	47	41	-	1.63	1.59	Sioux Lookout	13	-10	-	4.13	3.63
Broadview	25	11	Tr.	1.51	2.12	Port Arthur	10	-15	Tr.	7.26	3.35
Moose Jaw	41	25	-	2.17	1.96	White River	12	-30	-	5.46	6.22
N. Battleford	19	12	-	1.51	1.48	North Bay	12	9	Tr.	10.42	11.40
Prince Albert	13	7	Tr.	1.60	2.50	Toronto	30	18	.07	9.00	8.68
Regina	25	12	Tr.	1.79	1.28						

Column "A" - Highest temperature yesterday.
 "B" - Lowest temperature during last night.
 "C" - Precipitation for the 24 hours ending 7.30 a.m. C. D. T.
 "D" - Accumulated total precipitation since November 1, 1944.
 "E" - Normal precipitation November 1st to date.

WINNIPEG TEMPERATURE COMPARISONS

	<u>Maximum</u>	<u>Minimum</u>	<u>Mean</u>
February 7, 1945	12.4	-17.2	-2.4
Normal	8.7	-11.1	-1.2
February 7, 1944	1.8	-21.6	-9.9
Highest on record for February 7,	46.0	in 1886	
Lowest on record for February 7,	-42.7	in 1884	

F O R E C A S T S

MANITOBA: Strong winds; cloudy and milder to-day, with light snowfalls or flurries.
 Friday - fresh to strong winds; generally fair and comparatively mild.

SASKATCHEWAN: Fresh winds; generally fair and comparatively mild to-day and Friday.

ALBERTA: Fresh winds; generally fair and comparatively mild to-day. Friday - fresh winds and continuing mild in southern portion; a little colder with snowflurries in northern portion.

PEACE RIVER DISTRICT: Cloudy and a little colder to-night and Friday, with snowflurries.

Friday, February 9, 1945

DAILY WEATHER BULLETIN

Issued by

Meteorological Division, Department of Transport, 1178 Grain Exchange, Winnipeg, Man.,
(phone 93264)

<u>S T A T I O N</u>	<u>A</u>	<u>B</u>	<u>C</u>	<u>D</u>	<u>E</u>	<u>S T A T I O N</u>	<u>A</u>	<u>B</u>	<u>C</u>	<u>D</u>	<u>E</u>
Fort St. John	36	17	-	3.41	2.88	Saskatoon	35	6	-	1.04	2.12
Beaverlodge	36	20	-	5.77	3.72	Swift Current	41	21	Tr.	3.77	2.04
Calgary	45	18	.09	1.84	1.94	Yorkton	38	20	Tr.	1.27	2.69
Coronation	37	13	-	2.69	1.70	Brandon	42	24	-	2.22	2.27
Cowley	50	17	.07	3.46	4.65	Dauphin	35	18	Tr.	3.12	2.74
Edmonton	42	18	.06	3.38	2.50	Gimli	25	3	.03	3.43	3.00
Fairview	32	9	-	4.96	2.99	Minnedosa	38	23	-	1.67	2.46
Grande Prairie	38	20	-	5.06	4.90	Portage la Pr.	38	19	.07	3.40	2.83
Jasper	42	19	.04	1.81	3.21	Rivers	38	23	Tr.	2.03	2.50
Lethbridge	52	28	.25	3.64	1.98	Souris	39	25	-	2.20	3.16
McMurray	30	1	.02	2.52	3.13	The Pas	21	6	.05	3.03	2.02
Medicine Hat	47	31	Tr.	1.79	2.14	WINNIPEG	32	10	.05	3.43	3.09
Red Deer	38	13	.03	1.45	2.59	Kenora	23	17	.22	6.31	3.80
Vulcan	51	28	Tr.	1.63	1.60	Sioux Lookout	20	17	.23	4.36	3.66
Broadview	39	22	-	1.51	2.14	Fort Arthur	25	21	.19	7.45	3.38
Moose Jaw	44	23	-	2.17	1.98	White River	26	-5	.05	5.51	6.26
N. Battleford	33	20	-	1.51	1.50	North Bay	19	17	.04	10.46	11.49
Prince Albert	32	20	-	1.60	2.52	Toronto	32	25	.11	9.11	8.77
Regina	42	18	-	1.79	1.29						

Column "A" - Highest temperature yesterday.
 "B" - Lowest temperature during last night.
 "C" - Precipitation for the 24 hours ending 7.30 a.m. C. D. T.
 "D" - Accumulated total precipitation since November 1, 1944.
 "E" - Normal precipitation November 1st to date.

CORRECTION to Bulletin of February 8: Precipitation at Jasper should be .13", not .07"

WINNIPEG TEMPERATURE COMPARISONS

	<u>Maximum</u>	<u>Minimum</u>	<u>Mean</u>
February 8, 1945	31.6	1.7	16.6
Normal	9.1	-10.8	-0.8
February 8, 1944	3.0	-9.2	-3.1
Highest on record for February 8,		37.2 in 1921	
Lowest on record for February 8,		-46.5 in 1899	

F O R E C A S T S

MANITOBA and SASKATCHEWAN: Fresh to strong winds; partly cloudy and a little colder to-night and Saturday.

ALBERTA: Fresh winds; generally fair to-day and Saturday; somewhat colder in northern districts to-night.

PEACE RIVER DISTRICT: Fair to-day and Saturday; a little colder to-night.

Saturday, February 10, 1945



WEATHER BULLETIN

Issued by

Meteorological Division, Department of Transport, 1178 Grain Exchange, Winnipeg, Man.
(Phone 93264)

STATION	A	B	C	D	E	STATION	A	B	C	D	E
Port St. John	30	24	-	3.41	2.91	Saskatoon	26	-7	Tr.	1.04	2.14
Beaverlodge	32	21	-	5.77	3.74	Swift Current	26	9	-	3.77	2.06
Calgary	33	22	-	1.84	1.96	Yorkton	29	-4	Tr.	1.27	2.72
Coronation	28	7	-	2.69	1.72	Brandon	32	-4	-	2.22	2.29
Cowley	42	21	-	3.46	4.69	Dauphin	28	-3	Tr.	3.12	2.76
Edmonton	33	17	-	3.38	2.53	Gimli	30	-4	.05	3.48	3.03
Fairview	29	21	-	4.96	3.02	Minnedosa	28	-8	Tr.	1.67	2.48
Grande Prairie	31	19	Tr.	5.06	4.95	Portage la Pr.	32	1	.08	3.48	2.86
Jasper	32	..	-	1.81	3.23	Rivers	29	-8	.03	2.06	2.52
Lethbridge	33	14	Tr.	3.64	2.00	Souris	31	0	Tr.	2.20	3.18
McMurray	11	-5	-	2.52	3.15	The Pas	24	-6	.03	3.06	2.04
Medicine Hat	36	25	-	1.79	2.16	WINNIPEG	31	-2	.02	3.45	3.12
Red Deer	30	7	-	1.45	2.61	Kenora	23	-1	.23	6.54	3.83
Vulcan	32	23	-	1.63	1.62	Sioux Lookout	29	8	.10	4.46	3.69
Broadview	30	-1	-	1.51	2.16	Port Arthur	26	9	.01	7.46	3.40
Moose Jaw	27	0	-	2.17	2.00	White River	28	15	.07	5.58	6.31
N. Battleford	27	-2	Tr.	1.51	1.51	North Bay	27	23	.05	10.51	11.58
Prince Albert	27	-17	Tr.	1.60	2.54	Toronto	32	32	Tr.	9.11	8.86
Regina	31	-6	Tr.	1.79	1.30						

Column "A" - Highest temperature yesterday.
 "B" - Lowest temperature during last night.
 "C" - Precipitation for the 24 hours ending 7:30 a.m. C. D. T.
 "D" - Accumulated total precipitation since November 1, 1944.
 "E" - Normal precipitation November 1st to date.

WINNIPEG TEMPERATURE COMPARISONS

	Maximum	Minimum	Mean
February 9, 1945	31.3	9.2	20.2
Normal	9.4	-10.6	-0.6
February 9, 1944	-3.0	-20.8	-11.9
Highest on record for February 9,		38.6 in 1928	
Lowest on record for February 9,		-46.4 in 1888	

FORECASTS

MANITOBA: Fair and cold to-day and most of Sunday, then moderating somewhat.
 SASKATCHEWAN: Fair to-day; cold in eastern portion to-night. Sunday - partly cloudy and becoming a little milder.
 ALBERTA: Fresh winds; generally fair to-night and Sunday, with stationary or somewhat higher temperature.
 PEACE RIVER DISTRICT: Fresh winds; partly cloudy and comparatively mild to-day and Sunday.

Monday, February 12, 1945

D A I L Y W E A T H E R B U L L E T I N

Issued by

Meteorological Division, Department of Transport, 1178 Grain Exchange, Winnipeg, Man.,

(Phone 93264)

<u>S T A T I O N</u>	<u>A</u>	<u>B</u>	<u>C</u>	<u>D</u>	<u>E</u>	<u>S T A T I O N</u>	<u>A</u>	<u>B</u>	<u>C</u>	<u>D</u>	<u>E</u>
Fort St. John	31	23	.17	3.58	2.95	Saskatoon	31	18	-	1.04	2.17
Beaverlodge	32	17	.02	6.00	3.80	Swift Current	37	28	.02	3.79	2.10
Calgary	46	25	.02	1.86	2.00	Yorkton	18	6	Tr.	1.35	2.77
Coronation	30	22	.02	2.71	1.74	Brandon	18	10	Tr.	2.22	2.33
Cowley	44	27	Tr.	3.46	4.76	Dauphin	14	-10	-	3.12	2.80
Edmonton	36	23	.01	3.39	2.58	Gimli	10	-14	.02	3.50	3.11
Fairview	28	7	-	4.96	3.07	Minnedosa	15	4	-	1.67	2.52
Grande Prairie	32	9	.06	5.12	5.04	Portage la Pr.	13	-3	Tr.	3.48	2.90
Jasper	34	18	.01	1.82	3.26	Rivers	16	11	Tr.	2.06	2.57
Lethbridge	47	29	Tr.	3.64	2.04	Souris	22	10	Tr.	2.20	3.23
McMurray	30	13	-	2.52	3.19	The Pas	8	3	Tr.	3.06	2.08
Medicine Hat	43	28	.15	1.94	2.21	WINNIPEG	10	-2	Tr.	3.45	3.18
Red Deer	37	7	.01	1.46	2.65	Kenora	9	-8	.03	6.57	3.90
Vulcan	45	25	-	1.63	1.66	Sioux Lookout	6	-16	.03	4.49	3.75
Broadview	28	6	Tr.	1.51	2.20	Port Arthur	10	-18	.01	7.47	3.45
Moose Jaw	40	20	-	2.17	2.03	White River	11	-23	.17	5.75	6.40
N. Battleford	28	18	-	1.51	1.54	North Bay	19	-6	.08	10.59	11.73
Prince Albert	25	4	Tr.	1.60	2.58	Toronto	29	18	.10	9.21	9.03
Regina	35	13	Tr.	1.79	1.32						

Column "A" - Highest temperature yesterday.
 "B" - Lowest temperature during last night.
 "C" - Precipitation for the 48 hours ending 7.30 a.m., C. D. T.
 "D" - Accumulated total precipitation since November 1, 1944.
 "E" - Normal precipitation November 1st to date.

CORRECTION to Bulletin of February 3: Precipitation at Yorkton should be .08, not "Trace"
 3: Beaverlodge .26, not .11"
 5: Beaverlodge .13, not .07"

WINNIPEG TEMPERATURE COMPARISONS

	<u>Maximum</u>	<u>Minimum</u>	<u>Mean</u>		<u>Maximum</u>	<u>Minimum</u>	<u>Mean</u>
February 10, 1945	6.2	-4.0	1.1	February 11, 1945	9.5	-12.0	-1.2
Normal	9.7	-10.4	-0.4	Normal	10.0	-10.1	0.0
February 10, 1944	-7.5	-27.3	-17.4	February 11, 1944	-3.0	-23.2	-13.1
Highest on record for Feb. 10, 39.0 in 1924 and 1931				Highest on record for Feb. 11, 41.2 in 1934			
Lowest on record for Feb. 10, -41.6 in 1899				Lowest on record for Feb. 11, -41.8 in 1899			

F O R E C A S T S

MANITOBA: Fresh winds with snowflurries and somewhat higher temperature to-day and Tuesday.

SASKATCHEWAN: Fresh winds and cloudy with scattered snowflurries to-day and Tuesday; not much change in temperature.

ALBERTA: Fresh winds; generally fair and mild to-day and Tuesday.

PEACE RIVER DISTRICT: Fair and comparatively mild to-day and Tuesday.

Tuesday, February 13, 1945

DAILY WEATHER BULLETIN

Issued by

Meteorological Division, Department of Transport, 1178 Grain Exchange, Winnipeg, Man.,
(Phone 93264)

S T A T I O N	FEB 13 1945			S T A T I O N							
	A	B	C	A	B	C					
St. John	15	-	3.58	2.97	Saskatoon	21	13	.10	1.14	2.18	
Beaver	35	11	-	6.00	3.82	Swift Current	32	10	.12	3.91	2.12
Calgary	36	17	-	1.86	2.02	Yorkton	21	13	.02	1.37	2.79
Coronation	31	8	-	2.71	1.75	Brandon	18	16	.04	2.26	2.35
Cowley	35	15	-	3.46	4.80	Dauphin	15	10	Tr.	3.12	2.82
Edmonton	38	11	-	3.39	2.60	Gimli	..	13	.06	3.56	3.15
Fairview	34	8	-	4.96	3.09	Minnedosa	15	14	.01	1.68	2.53
Grande Prairie	32	10	-	5.12	5.09	Portage la Pr.	25	18	.14	3.62	2.92
Jasper	35	11	-	1.82	3.28	Rivers	19	14	.02	2.08	2.59
Lethbridge	39	18	-	3.64	2.06	Souris	25	15	.18	2.38	3.25
McMurray	39	-2	Tr.	2.52	3.21	The Pas	17	-2	-	3.06	2.10
Medicine Hat	33	12	-	1.94	2.23	WINNIPEG	25	20	.07	3.52	3.21
Red Deer	33	9	-	1.46	2.66	Kenora	22	13	.03	6.60	3.93
Vulcan	38	15	-	1.63	1.68	Sioux Lookout	18	5	.01	4.50	3.78
Broadview	20	14	Tr.	1.51	2.23	Port Arthur	18	-8	Tr.	7.47	3.48
Moose Jaw	28	14	.01	2.18	2.05	White River	13	-26	-	5.75	6.45
N. Battleford	23	2	.09	1.60	1.55	North Bay	16	-5	.01	10.60	11.80
Prince Albert	22	15	.17	1.75	2.60	Toronto	30	17	-	9.21	9.12
Regina	26	19	.03	1.82	1.33						

Column "A" - Highest temperature yesterday.
 "B" - Lowest temperature during last night.
 "C" - Precipitation for the 24 hours ending 7.30 a.m. C. D. T.
 "D" - Accumulated total precipitation since November 1, 1944.
 "E" - Normal precipitation November 1st to date.

WINNIPEG TEMPERATURE COMPARISONS

	Maximum	Minimum	Mean
February 12, 1945	25.0	-2.0	11.5
Normal	10.3	-9.8	0.2
February 12, 1944	15.0	-15.7	-0.4
Highest on record for Feb. 12th		37.5 in 1898	
Lowest on record for Feb. 12th		-41.0 in 1936	

F O R E C A S T S


MANITOBA: Fresh to strong winds with occasional light snow to-day and Wednesday; not much change in temperature.

SASKATCHEWAN: Partly cloudy to-day, with scattered snowflurries; not much change in temperature. Wednesday - partly cloudy, with scattered snowflurries; becoming colder in northern portion.

ALBERTA: Generally fair and comparatively mild to-day and early Wednesday, followed by strong winds with light snow and becoming much colder in northern portion.

PEACE RIVER DISTRICT: Strong winds; cloudy and much colder to-night and Wednesday, with light snow.

Wednesday, February 14, 1945



DAILY WEATHER BULLETIN

Meteorological Division, Department of Transport, 1178 Grain Exchange, Winnipeg, Man.,
(Phone 93264)

STATION	A	B	C	D	E	STATION	A	B	C	D	E
Fort St. John	20	-16	.06	3.64	2.98	Saskatoon	19	4	Tr.	1.14	2.20
Beaverlodge	27	-13	.02	6.02	3.85	Swift Current	29	8	-	3.91	2.14
Calgary	34	8	-	1.86	2.04	Yorkton	20	11	.02	1.39	2.81
Coronation	27	7	-	2.71	1.77	Brandon	22	14	Tr.	2.27	2.37
Cowley	36	16	.10	3.56	4.84	Dauphin	17	14	.02	3.14	2.84
Fairview	17	-17	.40	5.36	3.11	Gimli	25	20	.01	3.55	3.19
Edmonton	34	1	.06	3.45	2.62	Minnedosa	27	15	.01	1.69	2.55
Grande Prairie	25	-12	.06	5.18	5.14	Portage la Pr.	20	16	.08	3.70	2.95
Jasper	25	3	-	1.82	3.30	Rivers	22	13	.01	2.09	2.61
Lethbridge	37	17	-	3.64	2.08	Souris	21	11	.02	2.40	3.27
McMurray	31	-5	.01	2.53	3.23	The Pas	15	9	.10	3.16	2.12
Medicine Hat	30	19	Tr.	1.94	2.25	WINNIPEG	30	16	.10	3.62	3.24
Red Deer	28	-8	Tr.	1.46	2.68	Kenora	26	23	.05	6.65	3.96
Vulcan	35	16	-	1.63	1.69	Sioux Lookout	22	16	.16	4.66	3.81
Broadview	22	5	.01	1.52	2.25	Port Arthur	26	25	.40	7.87	3.50
Moose Jaw	29	5	-	2.18	2.07	White River	23	14	.07	5.82	6.49
N. Battleford	18	5	Tr.	1.60	1.56	North Bay	21	10	-	10.60	11.87
Prince Albert	21	-3	.07	1.82	2.62	Toronto	24	17	.23	9.44	9.21
Regina	22	-11	.02	1.84	1.34						

Column "A" - Highest temperature yesterday.
 "B" - Lowest temperature during last night.
 "C" - Precipitation for the 24 hours ending 7.30 a.m. C. D. T.
 "D" - Accumulated total precipitation since November 1, 1944.
 "E" - Normal precipitation November 1st to date.

WINNIPEG TEMPERATURE COMPARISONS

	Maximum	Minimum	Mean
February 13, 1945	29.7	20.3	25.0
Normal	10.5	-9.6	0.4
February 13, 1944	20.8	5.6	13.2

Highest on record for February 13, 39.0 in 1924
 Lowest on record for February 13, -35.6 in 1879

FORECASTS

MANITOBA: Cloudy and comparatively mild to-day, with light snowfalls or flurries.
 Thursday - fresh winds; cloudy and becoming colder, with snowflurries.

SASKATCHEWAN: Fresh winds; cloudy and colder to-night and Thursday, with light snowfalls or flurries.

ALBERTA: Fresh to strong winds; mostly cloudy and colder to-day and Thursday, with light snow.

PEACE RIVER DISTRICT: Generally fair and decidedly cold to-day and Thursday.

Thursday, February 15, 1945

DAILY WEATHER BULLETIN

Issued by

Meteorological Division, Department of Transport, 1178 Grain Exchange, Winnipeg, Man.,
(Phone 93264)

STATION	A	B	C	D	E	STATION	A	B	C	D	E
Port St. John	-10	-28	.01	3.65	3.00	Saskatoon	19	-8	-	1.14	2.22
Beaverlodge	-10	-29	Tr.	6.02	3.87	Swift Current	16	-18	Tr.	3.91	2.16
Calgary	10	-10	.16	2.02	2.06	Yorkton	24	-7	.15	1.54	2.83
Coronation	9	-19	-	2.71	1.78	Brandon	24	-6	-	2.27	2.39
Cowley	25	-9	.18	3.74	4.88	Dauphin	30	-1	Tr.	3.14	2.86
Edmonton	20	-17	Tr.	3.45	2.65	Gimli	28	3	.02	3.57	3.23
Fairview	-9	-29	-	5.36	3.13	Minnedosa	23	-5	-	1.69	2.57
Grande Prairie	-4	-32	.04	5.22	5.18	Portage la Pr.	27	-6	Tr.	3.70	2.98
Jasper	11	-13	.07	1.89	3.32	Rivers	23	-7	-	2.09	2.63
Lethbridge	25	-11	.31	3.95	2.10	Souris	22	-6	-	2.40	3.30
McMurray	-5	-17	Tr.	2.53	3.25	The Pas	18	-7	.08	3.24	2.14
Medicine Hat	25	-10	.02	1.96	2.27	WINNIPEG	24	8	.01	3.63	3.27
Red Deer	15	-17	.02	1.48	2.70	Kenora	27	20	.07	6.72	3.99
Vulcan	18	-11	.30	1.93	1.71	Sioux Lookout	28	20	.08	4.74	3.84
Broadview	26	-12	-	1.52	2.27	Port Arthur	31	24	Tr.	7.87	3.53
Moose Jaw	21	-14	-	2.18	2.09	White River	25	21	.21	6.03	6.53
N. Battleford	17	-11	.01	1.61	1.57	North Bay	27	22	.07	10.67	11.94
Prince Albert	17	-11	.10	1.92	2.63	Toronto	30	28	.03	9.47	9.30
Regina	18	-15	Tr.	1.84	1.35						


Column "A" - Highest temperature yesterday.
 "B" - Lowest temperature during last night.
 "C" - Precipitation for the 24 hours ending 7.30 a.m. C. D. T.
 "D" - Accumulated total precipitation since November 1, 1944.
 "E" - Normal precipitation November 1st to date.


WINNIPEG TEMPERATURE COMPARISONS

	Maximum	Minimum	Mean
February 14, 1945	24.3	16.1	20.2
Normal	10.8	-9.3	0.8
February 14, 1944	2.0	-16.4	-7.2
Highest on record for February 14, 36.0 in 1931			
Lowest on record for February 14, -32.7 in 1903			

FORECASTS

MANITOBA: Strong winds and much colder to-day and Friday, with scattered snowflurries.
 SASKATCHEWAN and ALBERTA: Fresh to strong winds; generally fair and decidedly cold to-day and Friday, with scattered snowflurries.
 PEACE RIVER DISTRICT: Generally fair and decidedly cold to-day and Friday.





Friday, February 16, 1945

DAILY WEATHER BULLETIN

Issued by

Meteorological Division, Department of Transport, 1178 Grain Exchange, Winnipeg, Man.,
(Phone 93264)

STATION	A	B	C	D	E	STATION	A	B	C	D	E
Fort St. John	-5	-24	-	3.65	3.02	Saskatoon	-5	-18	-	1.14	2.23
Beaverlodge	-4	-25	-	6.02	3.90	Swift Current	-12	-18	-	3.91	2.18
Calgary	-1	-20	.02	2.04	2.08	Yorkton	-4	-18	Tr.	1.54	2.86
Coronation	-12	..	-	2.73	1.79	Brandon	3	-18	-	2.27	2.41
Cowley	-5	-25	.02	3.76	4.92	Dauphin	-5	-15	-	3.14	2.88
Edmonton	-7	-28	-	3.45	2.67	Gimli	14	-18	-	3.57	3.27
Fairview	-8	-25	-	5.36	3.16	Minnedosa	-1	-18	-	1.69	2.59
Grande Prairie	-17	-40	-	5.22	5.23	Portage la Pr.	17	-16	-	3.70	3.00
Jasper	3	-21	-	1.89	3.33	Rivers	12	-19	-	2.09	2.65
Lethbridge	3	-20	.02	3.97	2.12	Souris	0	-18	-	2.40	3.32
McMurray	-10	-29	.01	2.54	3.27	The Pas	-5	-18	-	3.24	2.15
Medicine Hat	-5	-17	.01	1.97	2.29	WINNIPEG	15	-16	-	3.63	3.30
Red Deer	-7	-32	-	1.48	2.72	Kenora	22	-17	Tr.	6.72	4.02
Vulcan	-4	-15	Tr.	1.93	1.73	Sioux Lookout	24	-10	.06	14.80	3.87
Broadview	-6	-21	-	1.52	2.29	Port Arthur	28	-3	.50	8.37	3.55
Moose Jaw	-10	-18	-	2.18	2.10	White River	29	18	.67	6.70	6.57
N. Battleford	-11	-18	Tr.	1.61	1.59	North Bay	32	19	.21	10.88	12.01
Prince Albert	-10	-18	-	1.92	2.65	Toronto	35	34	Tr.	9.47	9.39
Regina	-6	-19	-	1.84	1.36						

- Column "A" - Highest temperature yesterday.
- "B" - Lowest temperature during last night.
- "C" - Precipitation for the 24 hours ending 7.30 a.m. C. D. T.
- "D" - Accumulated total precipitation since November 1, 1944.
- "E" - Normal precipitation November 1st to date.

WINNIPEG TEMPERATURE COMPARISONS

	Maximum	Minimum	Mean
February 15, 1945	14.8	-3.8	5.5
Normal	11.1	-9.1	1.0
February 15, 1944	8.2	-24.6	-8.2
Highest on record for February 15, 37.2 in 1916			
Lowest on record for February 15, -42.4 in 1896			

F O R E C A S T S

- MANITOBA: Fresh winds; generally fair and cold to-day and Saturday.
- SASKATCHEWAN: Fair to-day and Saturday; decidedly cold to-night.
- ALBERTA: Fair and decidedly cold to-day and Saturday.
- PEACE RIVER DISTRICT: Fair and decidedly cold to-day and Saturday.

Saturday, February 17, 1945

DAILY WEATHER BULLETIN

Issued by

Meteorological Division, Department of Transport, 1178 Grain Exchange, Winnipeg, Man.,
(Phone 93264)


STATION	A	B	C	D	E	STATION	A	B	C	D	E
Fort St. John	3	-7	.01	3.66	3.04	Saskatoon	-8	-29	-	1.14	2.25
Beaverlodge	9	-10	-	6.02	3.92	Swift Current	-3	-18	-	3.91	2.20
Calgary	10	-13	-	2.04	2.10	Yorkton	-10	-18	-	1.54	2.88
Coronation	-4	-28	-	2.73	1.80	Brandon	-5	-20	-	2.27	2.43
Cowley	11	-20	-	3.76	4.95	Dauphin	-5	-20	-	3.14	2.90
Edmonton	3	-23	-	3.45	2.69	Gimli	-4	-22	-	3.57	3.30
Fairview	-5	-17	-	5.36	3.18	Minnedosa	-10	-23	-	1.69	2.61
Grande Prairie	-13	-22	-	5.22	5.28	Portage la Pr.	-4	-20	-	3.70	3.02
Jasper	12	-11	-	1.89	3.35	Rivers	-8	-17	-	2.09	2.68
Lethbridge	3	-22	-	3.97	2.14	Souris	-6	-21	-	2.40	3.35
McMurray	-1	-31	-	2.54	3.29	The Pas	-6	-30	-	3.24	2.17
Medicine Hat	7	-17	-	1.97	2.31	WINNIPEG	-6	-22	-	3.63	3.33
Red Deer	3	-17	-	1.48	2.74	Kenora	8	-20	-	6.72	4.05
Vulcan	7	-10	-	1.93	1.75	Sioux Lookout	2	-13	.01	4.81	3.90
Broadview	-7	-20	-	1.52	2.31	Port Arthur	17	-16	-	8.37	3.58
Moose Jaw	-3	-25	-	2.18	2.12	White River	10	-18	.07	6.77	6.62
N. Battleford	-7	-23	-	1.61	1.60	North Bay	32	0	-	10.88	12.08
Prince Albert	-7	-28	Tr.	1.92	2.67	Toronto	38	14	-	9.47	9.48
Regina	-7	-27	-	1.84	1.37						

Column "A" - Highest temperature yesterday.
 "B" - Lowest temperature during last night.
 "C" - Precipitation for the 24 hours ending 7.30 a.m. C. D. T.
 "D" - Accumulated total precipitation since November 1, 1944.
 "E" - Normal precipitation November 1st to date.

WINNIPEG TEMPERATURE COMPARISONS

	Maximum	Minimum	Mean
February 16, 1945	-6.2	-17.8	-12.0
Normal	11.5	-8.8	1.4
February 16, 1944	13.9	-4.3	4.8
Highest on record for February 16, 42.7 in 1916			
Lowest on record for February 16, -38.0 in 1936			

FOR RECORDS




MANITOBA and SASKATCHEWAN: Fair to-day and Sunday; decidedly cold to-night.

ALBERTA: Generally fair and cold to-day and Sunday.

PEACE RIVER DISTRICT: Fair and cold to-day and Sunday.

Monday, February 19, 1945

DAILY WEATHER BULLETIN



Meteorological Division, Department of Transport, 1178 Grain Exchange, Winnipeg, Man.,
(Phone 222)

STATION	A	B	C	D	E	STATION	A	B	C	D	E
Fort St. John	29	-1	Tr.	3.66	3.08	Saskatoon	3	-14	-	1.14	2.29
Beaverlodge	31	16	Tr.	6.02	3.97	Swift Current	16	-2	-	3.91	2.24
Calgary	21	9	-	2.04	2.14	Yorkton	9	-9	-	1.54	2.93
Coronation	10	-3	-	2.73	1.83	Brandon	12	-12	-	2.27	2.47
Cowley	24	-4	-	3.76	5.04	Dauphin	16	6	-	3.14	2.94
Edmonton	20	5	-	3.45	2.73	Gimli	Tr.	3.57	3.37
Fairview	19	6	-	5.36	3.22	Minnedosa	2	-8	-	1.69	2.64
Grande Prairie	27	2	Tr.	5.22	5.37	Portage la Pr.	12	-3	-	3.70	3.08
Jasper	24	0	-	1.89	3.38	Rivers	8	-13	-	2.09	2.72
Lethbridge	19	-2	-	3.97	2.18	Souris	10	-4	-	2.40	3.40
McMurray	26	-10	Tr.	2.54	3.33	The Pas	10	-12	-	3.24	2.21
Medicine Hat	12	-1	-	1.97	2.35	WINNIPEG	5	-10	-	3.63	3.39
Red Deer	18	-3	Tr.	1.48	2.78	Kenora	7	-11	Tr.	6.72	4.11
Vulcan	17	4	-	1.93	1.79	Sioux Lookout	12	-7	Tr.	4.81	3.96
Broadview	10	-12	-	1.52	2.36	Port Arthur	17	-12	Tr.	8.37	3.63
Moose Jaw	19	-13	-	2.18	2.15	White River	12	-32	-	6.77	6.70
N. Battleford	8	-7	-	1.61	1.63	North Bay	13	-10	Tr.	10.88	12.22
Prince Albert	7	-13	Tr.	1.92	2.71	Toronto	23	14	Tr.	9.47	9.67
Regina	15	-18	-	1.84	1.39						

Column "A" - Highest temperature yesterday.
 "B" - Lowest temperature during last night.
 "C" - Precipitation for the 48 hours ending 7.30 a.m. C. D. T.
 "D" - Accumulated total precipitation since November 1, 1944.
 "E" - Normal precipitation November 1st to date.

WINNIPEG TEMPERATURE COMPARISONS

	Maximum	Minimum	Mean		Maximum	Minimum	Mean
February 17, 1945	-3.2	-24.4	-13.8	February 18, 1945	5.2	-19.5	-7.2
Normal	11.9	-8.5	1.7	Normal	12.3	-8.1	2.1
February 17, 1944	-5.3	-22.2	-13.8	February 18, 1944	17.7	-15.8	1.0
Highest on record for Feb. 17,	38.4 in 1912			Highest on record for Feb. 18,	41.8 in 1930		
Lowest on record for Feb. 17,	-31.5 in 1882			Lowest on record for Feb. 18,	-34.5 in 1889		


FORECASTS

MANITOBA: Fair to-day; not quite so cold. Tuesday - partly cloudy; somewhat colder again in eastern portion.

SASKATCHEWAN: Fair to-day and Tuesday; not quite so cold in southern and western districts.

ALBERTA: Fair and somewhat milder to-day and Tuesday.

PEACE RIVER DISTRICT: Generally fair to-day and Tuesday, with somewhat higher temperature.



WEATHER BULLETIN

Issued by
 Meteorological Division, Department of Transport, 1178 Grain Exchange, Winnipeg, Man.,
 (Phone 93264)

STATION	A	B	C	D	E	STATION	A	B	C	D	E
Fort St. John	37	25	-	3.66	3.10	Saskatoon	12	4	-	1.14	2.31
Beaverlodge	38	25	-	6.02	4.00	Swift Current	24	12	-	3.91	2.26
Calgary	38	28	-	2.04	2.16	Yorkton	16	2	-	1.54	2.95
Coronation	22	13	-	2.73	1.84	Brandon	20	-10	-	2.27	2.49
Cowley	32	17	-	3.76	5.09	Dauphin	24	10	-	3.14	2.96
Edmonton	31	22	-	3.45	2.76	Gimli	..	-2	-	3.57	3.41
Fairview	35	20	-	5.36	3.24	Minnedosa	17	-5	-	1.69	2.66
Grande Prairie	35	22	-	5.22	5.42	Portage la Pr.	23	4	-	3.70	3.11
Lethbridge	35	29	-	3.97	2.20	Rivers	15	-11	-	2.09	2.75
Jasper	33	20	-	1.89	3.40	Souris	21	3	-	2.40	3.42
McMurray	25	18	Tr.	2.54	3.35	The Pas	17	-9	-	3.24	2.23
Medicine Hat	28	17	-	1.97	2.37	WINNIPEG	14	-2	Tr.	3.63	3.42
Red Deer	32	19	-	1.48	2.80	Kenora	11	7	.02	6.74	4.14
Vulcan	37	18	-	1.93	1.80	Sioux Lookout	15	-2	.02	4.83	3.99
Broadview	18	0	-	1.52	2.38	Port Arthur	20	-4	.01	8.38	3.66
Moose Jaw	24	8	-	2.18	2.17	White River	23	8	.01	6.78	6.75
N. Battleford	16	9	-	1.61	1.64	North Bay	19	9	.01	10.89	12.29
Prince Albert	11	-1	-	1.92	2.73	Toronto	27	19	-	9.47	9.76
Regina	19	-8	-	1.84	1.40						

Column "A" - Highest temperature yesterday.
 "B" - Lowest temperature during last night.
 "C" - Precipitation for the 24 hours ending 7.30 a.m. C. D. T.
 "D" - Accumulated total precipitation since November 1, 1944.
 "E" - Normal precipitation November 1st to date.

WINNIPEG TEMPERATURE COMPARISONS

	Maximum	Minimum	Mean
February 19, 1945	14.0	-10.2	1.7
Normal	12.8	-7.8	2.5
February 19, 1944	19.3	6.4	12.8
Highest on record for February 19,		41.8 in 1930	
Lowest on record for February 19,		-35.1 in 1880	

FORECASTS


MANITOBA: Fresh winds; partly cloudy and somewhat milder to-day and Wednesday; becoming colder again Wednesday night.

SASKATCHEWAN: Fresh winds; partly cloudy to-day; not much change in temperature. Wednesday - fresh winds and becoming somewhat colder, with snowflurries.

ALBERTA: Fair and comparatively mild to-day. Wednesday - generally fair and comparatively mild in south, somewhat colder with snowflurries in northern districts.

PEACE RIVER DISTRICT: Partly cloudy and a little colder to-night and Wednesday, with snowflurries.

Wednesday, February 21, 1945



DAILY WEATHER BULLETIN

Issued by
 Meteorological Division, Department of Transport, 1178 Grain Exchange, Winnipeg, Man.,
 (Phone 93264)

STATION	A	B	C	D	E	STATION	A	B	C	D	E
Port St. John	35	21	-	3.66	3.11	Saskatoon	32	10	-	1.16	2.33
Beaverlodge	39	21	-	6.02	4.03	Swift Current	32	15	-	3.91	2.29
Calgary	37	19	-	2.04	2.19	Yorkton	29	15	Tr.	1.54	2.97
Coronation	34	15	-	2.73	1.86	Brandon	34	8	-	2.28	2.51
Cowley	35	4	-	3.76	5.13	Dauphin	36	18	-	3.14	2.99
Edmonton	37	14	-	3.45	2.78	Gimli	23	9	-	3.57	3.45
Fairview	32	13	-	5.36	3.27	Minnedosa	28	12	-	1.68	2.68
Grande Prairie	35	20	-	5.22	5.47	Portage la Pr.	..	15	-	3.70	3.14
Jasper	26	22	-	1.89	3.42	Rivers	26	6	-	2.09	2.78
Lethbridge	34	14	.05	4.02	2.21	Souris	33	15	-	2.40	3.45
McMurray	35	-16	.01	2.55	3.37	The Pas	..	13	-	3.24	2.25
Medicine Hat	34	7	.02	1.99	2.40	WINNIPEG	22	11	-	3.63	3.45
Red Deer	35	2	-	1.48	2.82	Kenora	19	13	.06	6.80	4.17
Vulcan	38	8	-	1.93	1.82	Sioux Lookout	24	10	Tr.	4.83	4.02
Broadview	29	18	-	1.52	2.40	Port Arthur	26	-8	-	8.38	3.68
Moose Jaw	32	17	-	2.18	2.18	White River	25	10	.03	6.81	6.79
N. Battleford	36	8	-	1.61	1.65	North Bay	23	17	.15	11.04	12.37
Prince Albert	33	5	Tr.	1.92	2.75	Toronto	28	18	.05	9.52	9.85
Regina	29	9	-	1.84	1.41						

Column "A" - Highest temperature yesterday.
 "B" - Lowest temperature during last night.
 "C" - Precipitation for the 24 hours ending 7,30 a.m. C. D. T.
 "D" - Accumulated total precipitation since November 1, 1944.
 "E" - Normal precipitation November 1st to date.

WINNIPEG TEMPERATURE COMPARISONS

	Maximum	Minimum	Mean
February 20, 1945	21.6	-3.2	9.2
Normal	13.3	-7.4	3.0
February 20, 1944	24.0	6.1	15.0
Highest on record for February 20,		43.0 in 1930	
Lowest on record for February 20,		-37.6 in 1939	


FORECASTS

MANITOBA: Fresh winds; partly cloudy, with scattered snowflurries; a little colder to-night. Thursday - generally fair and moderately cold.

SASKATCHEWAN: Fair to-night and Thursday, with stationary or slightly lower temperature.

ALBERTA: Fair and comparatively mild to-day and Thursday.

PEACE RIVER DISTRICT: Generally fair and comparatively mild to-day and Thursday.



Thursday, February 22, 1945

DAILY WEATHER BULLETIN

Issued by

Meteorological Division, Department of Transport, 1178 Grain Exchange, Winnipeg, Man.,
(Phone 93264)

<u>STATION</u>	<u>A</u>	<u>B</u>	<u>C</u>	<u>D</u>	<u>E</u>	<u>STATION</u>	<u>A</u>	<u>B</u>	<u>C</u>	<u>D</u>	<u>E</u>
Fort St. John	38	29	-	3.66	3.12	Saskatoon	18	15	Tr.	1.16	2.35
Beaverlodge	39	27	-	6.02	4.06	Swift Current	33	20	Tr.	3.91	2.32
Calgary	36	26	.01	2.05	2.21	Yorkton	21	-1	Tr.	1.54	3.00
Coronation	27	15	Tr.	2.73	1.87	Brandon	26	-12	-	2.28	2.54
Cowley	36	27	-	3.76	5.18	Dauphin	24	-4	Tr.	3.14	3.01
Edmonton	36	25	-	3.45	2.81	Gimli	26	11	Tr.	3.57	3.48
Fairview	40	27	-	5.36	3.29	Minnedosa	..	-11	-	1.68	2.70
Grande Prairie	28	27	-	5.22	5.51	Portage la Pr.	..	6	Tr.	3.70	3.16
Jasper	39	26	-	1.89	3.44	Rivers	22	-5	Tr.	2.09	2.80
Lethbridge	36	29	Tr.	4.02	2.23	Souris	23	-2	Tr.	2.40	3.47
McMurray	32	14	.01	2.56	3.39	The Pas	13	-8	-	3.24	2.27
Medicine Hat	33	18	.04	2.03	2.42	WINNIPEG	26	2	.01	3.64	3.48
Red Deer	29	10	Tr.	1.48	2.84	Kenora	29	20	Tr.	6.80	4.20
Vulcan	37	20	.01	1.94	1.84	Sioux Lookout	26	19	.01	4.84	4.05
Broadview	24	-4	Tr.	1.52	2.42	Port Arthur	25	21	.04	8.42	3.71
Moose Jaw	26	15	-	2.18	2.20	White River	27	22	.20	7.01	6.83
N. Battleford	27	19	-	1.61	1.66	North Bay	30	22	.33	11.37	12.45
Prince Albert	23	6	.05	1.97	2.77	Toronto	32	32	.63	10.15	9.94
Regina	21	5	Tr.	1.84	1.42						

Column "A" - Highest temperature yesterday.
 "B" - Lowest temperature during last night.
 "C" - Precipitation for the 24 hours ending 7.30 a.m. C. D. T.
 "D" - Accumulated total precipitation since November 1, 1944.
 "E" - Normal precipitation November 1st to date.

WINNIPEG TEMPERATURE COMPARISONS

	<u>Maximum</u>	<u>Minimum</u>	<u>Mean</u>
February 21, 1945	26.4	9.6	18.0
Normal	13.9	-7.0	3.4
February 21, 1944	19.4	12.2	15.8
Highest on record for February 21, 44.0 in 1902			
Lowest on record for February 21, -34.2 in 1910			

F O R E C A S T S

MANITOBA: Partly cloudy and moderately cold to-day, with scattered snowflurries. Friday - generally fair and slightly milder.


SASKATCHEWAN, ALBERTA, and PEACE RIVER DISTRICT: Fair and comparatively mild to-day and Friday.

Friday, February 23, 1945

DAILY WEATHER BULLETIN

Issued by

Meteorological Division, Department of Transport, 1178 Grain Exchange, Winnipeg, Man.
(Phone 93264)



STATION	A	B	C	E	STATION	A	B	C	D	E	
Fort St. John	40	20	3.66	3.13	Saskatoon	36	12	-	1.16	2.37	
Beaverlodge	39	20	-	6.02	4.09	Swift Current	34	17	-	3.91	2.34
Calgary	30	24	-	2.05	2.23	Yorkton	32	12	Tr.	1.54	3.02
Coronation	32	17	-	2.73	1.88	Brandon	26	6	Tr.	2.28	2.56
Cowley	40	10	-	3.76	5.23	Dauphin	30	19	.01	3.15	3.04
Edmonton	40	27	-	3.45	2.83	Gimli	25	11	.01	3.58	3.51
Fairview	38	30	-	5.36	3.31	Minnedosa	26	13	-	1.68	2.72
Grande Prairie	37	21	-	5.22	5.56	Portage la Pr.	..	11	.02	3.72	3.19
Jasper	38	22	-	1.89	3.45	Rivers	24	6	Tr.	2.09	2.82
Lethbridge	42	26	-	4.02	2.25	Souris	27	10	Tr.	2.40	3.49
McMurray	38	9	.01	2.57	3.41	The Pas	29	10	.10	3.34	2.29
Medicine Hat	35	15	-	2.03	2.44	WINNIPEG	22	10	.03	3.67	3.51
Red Deer	39	10	-	1.48	2.86	Kenora	27	11	Tr.	6.80	4.24
Vulcan	40	18	-	1.94	1.86	Sioux Lookout	25	-4	Tr.	4.84	4.08
Broadview	32	5	.01	1.53	2.45	Port Arthur	26	-11	.01	8.43	3.74
Moose Jaw	37	18	-	2.18	2.22	White River	23	-3	.25	7.26	6.88
N. Battleford	38	20	-	1.61	1.67	North Bay	39	12	.10	11.47	12.63
Prince Albert	37	17	-	1.97	2.79	Toronto	45	30	.07	10.22	10.03
Regina	33	5	Tr.	1.84	1.43						

Column "A" - Highest temperature yesterday.
 "B" - Lowest temperature during last night.
 "C" - Precipitation for the 24 hours ending 7.30 a.m. C. D. T.
 "D" - Accumulated total precipitation since November 1, 1944.
 "E" - Normal precipitation November 1st to date.

WINNIPEG TEMPERATURE COMPARISONS

	Maximum	Minimum	Mean
February 22, 1945	21.8	1.5	11.6
Normal	14.4	-6.5	4.0
February 22, 1944	19.2	-9.1	5.0

Highest on record for February 22, 44.0 in 1902
 Lowest on record for February 22, -42.0 in 1889


FORECASTS

MANITOBA: Generally fair and slightly milder to-day and part of Saturday, then becoming somewhat colder again.

SASKATCHEWAN: Fair and comparatively mild to-day. Saturday - becoming somewhat colder with scattered snowflurries.

ALBERTA: Fair and mild to-day; somewhat colder in northern portion to-night and Saturday.

PEACE RIVER DISTRICT: Partly cloudy and somewhat colder to-night and Saturday, with snowflurries.



Saturday, February 24, 1945

W E A T H E R B U L L E T I N

Issued by

Meteorological Division, Department of Transport, 1178 Grain Exchange, Winnipeg, Man.
(Phone 93264)

S T A T I O N	A	B	C	D	E	S T A T I O N	A	B	C	D	E
Fort St. John	28	5	Tr.	3.66	3.15	Saskatoon	33	-4	.02	1.18	2.39
Beaverlodge	28	3	-	6.02	4.12	Swift Current	31	-2	.02	3.93	2.36
Calgary	38	6	.02	2.07	2.25	Yorkton	31	11	.05	1.59	3.05
Coronation	35	-7	Tr.	2.73	1.89	Brandon	33	18	Tr.	2.28	2.58
Cowley	41	19	.04	3.80	5.27	Dauphin	35	13	.05	3.20	3.07
Edmonton	35	-7	.02	3.47	2.85	Gimli	30	17	Tr.	3.58	3.55
Fairview	31	-3	-	5.06	3.34	Minnedosa	31	19	-	1.68	2.74
Grande Prairie	29	0	Tr.	5.22	5.61	Portage la Pr.	35	22	Tr.	3.72	3.22
Jasper	35	12	-	1.89	3.46	Rivers	30	16	Tr.	2.09	2.85
Lethbridge	39	10	.10	4.12	2.27	Souris	32	22	.01	2.41	3.52
McMurray	18	-18	.03	2.60	3.43	The Pas	26	4	.03	3.37	2.31
Medicine Hat	36	6	.02	2.05	2.46	WINNIPEG	30	20	.02	3.69	3.54
Red Deer	35	-3	Tr.	1.48	2.88	Kenora	25	17	.03	6.83	4.27
Vulcan	37	10	Tr.	2.23	1.88	Sioux Lookout	26	19	.03	4.87	4.11
Broadview	34	19	.03	1.56	2.47	Port Arthur	27	1	-	8.43	3.76
Moose Jaw	34	8	.01	2.19	2.23	White River	21	-30	-	7.26	6.92
N. Battleford	35	-7	Tr.	1.61	1.69	North Bay	27	3	.23	11.70	12.74
Prince Albert	27	-7	Tr.	1.97	2.81	Toronto	32	28	.05	10.27	10.12
Regina	30	6	.01	1.85	1.44						

Column "A" - Highest temperature yesterday.
 "B" - Lowest temperature during last night.
 "C" - Precipitation for the 24 hours ending 7.30 a.m. C. D. T.
 "D" - Accumulated total precipitation since November 1, 1944.
 "E" - Normal precipitation November 1st to date.

CORRECTION to Bulletin of February 14: Precipitation at Fairview should be .10", not .40"

WINNIPEG TEMPERATURE COMPARISONS

	Maximum	Minimum	Mean
February 23, 1945	30.1	5.4	17.8
Normal	15.1	-6.1	4.5
February 23, 1944	22.0	11.2	16.6
Highest on record for February 23,	40.9 in 1918		
Lowest on record for February 23,	-42.6 in 1889		

F O R E C A S T S

MANITOBA: Fresh winds and colder to-night and Sunday, with scattered snowflurries.
 SASKATCHEWAN: Fresh winds and cold to-day; snowflurries in eastern portion.
 Sunday - fair and cold.
 ALBERTA: Generally fair to-day and Sunday; cold to-night.
 PEACE RIVER DISTRICT: Fair and cold to-day. Sunday - generally fair and somewhat milder.

Monday, February 26, 1945



DAILY WEATHER BULLETIN

Issued by

Meteorological Division, Department of Transport, 1178 Grain Exchange, Winnipeg, Man.,

(Phone 93264)

<u>S T A T I O N</u>	<u>A</u>	<u>B</u>	<u>C</u>	<u>D</u>	<u>E</u>	<u>S T A T I O N</u>	<u>A</u>	<u>B</u>	<u>C</u>	<u>D</u>	<u>E</u>
Fort St. John	46	28	-	3.65	3.18	Saskatoon	9	-2	-	1.18	2.43
Beaverledge	46	33	-	6.02	4.18	Swift Current	15	1	-	3.93	2.40
Calgary	42	31	.09	2.16	2.30	Yorkton	..	-15	.03	1.62	3.10
Coronation	17	11	-	2.73	1.91	Brandon	-2	-18	.10	2.38	2.63
Cowley	46	17	-	3.30	5.36	Dauphin	2	-14	.19	3.39	3.11
Edmonton	32	21	-	3.47	2.89	Gimli	2	-12	.13	3.71	3.61
Fairview	41	32	-	5.05	3.38	Minnedosa	-3	-16	.10	1.78	2.78
Grande Prairie	42	29	-	5.22	5.70	Portage la Pr.	0	-12	.04	3.76	3.27
Jasper	44	21	-	1.89	3.48	Rivers	-4	-16	.10	2.19	2.91
Lethbridge	38	29	.07	4.19	2.31	Souris	-3	-10	.02	2.43	3.59
McMurray	..	13	-	2.60	3.47	The Pas	0	-20	-	3.37	2.35
Medicine Hat	23	9	Tr.	2.05	2.50	WINNIPEG	0	-14	.06	3.75	3.61
Red Deer	31	18	Tr.	1.42	2.92	Kenora	21	-7	.56	7.39	4.33
Vulcan	33	24	Tr.	2.23	1.92	Sioux Lookout	26	-3	.22	5.09	4.17
Broadview	-1	-16	.03	1.59	2.51	Port Arthur	34	-7	.54	8.97	3.82
Moose Jaw	6	-10	-	2.19	2.28	White River	33	16	.40	7.66	7.01
N. Battleford	9	-18	-	1.61	1.71	North Bay	34	28	.09	11.79	12.97
Prince Albert	5	-2	-	1.97	2.86	Toronto	37	34	.04	10.31	10.30
Regina	-1	-19	.01	1.86	1.46						

Column "A" - Highest temperature yesterday.
 "B" - Lowest temperature during last night.
 "C" - Precipitation for the 48 hours ending 7.30 a.m. C. D. T.
 "D" - Accumulated total precipitation since November 1, 1944.
 "E" - Normal precipitation November 1st to date.

WINNIPEG TEMPERATURE COMPARISONS

	<u>Maximum</u>	<u>Minimum</u>	<u>Mean</u>		<u>Maximum</u>	<u>Minimum</u>	<u>Mean</u>
February 24, 1945	27.9	13.6	20.8	February 25, 1945	0.0	-11.3	-5.6
Normal	15.7	-5.5	5.1	Normal	16.4	-5.0	5.7
February 24, 1944	22.0	-9.4	6.3	February 25, 1944	25.0	10.2	17.6
Highest on record for Feb. 24, 39.0 in 1926				Highest on record for Feb. 25, 41.4 in 1932			
Lowest on record for Feb. 24, -34.0 in 1934				Lowest on record for Feb. 25, -40.9 in 1897			

F O R E C A S T S

MANITOBA: Fair and cold to-night and early Tuesday; then moderating.
 SASKATCHEWAN: Fair, with moderating temperature to-day and most of Tuesday.
 ALBERTA: Fair and comparatively mild to-day and part of Tuesday, then somewhat colder in northern portion.
 PEACE RIVER DISTRICT: Fresh winds, cloudy and somewhat colder to-night and Tuesday, with scattered snowflurries.

Tuesday, February 27, 1945

DAILY WEATHER BULLETIN

Issued by

Meteorological Division, Department of Transport, 1178 Grain Exchange, Winnipeg, Man.
(Phone 93264)


<u>S T A T I O N</u>	<u>A</u>	<u>B</u>	<u>C</u>	<u>D</u>	<u>E</u>	<u>S T A T I O N</u>	<u>A</u>	<u>B</u>	<u>C</u>	<u>D</u>	<u>E</u>
Fort St. John	36	16	.22	3.88	3.20	Saskatoon	31	12	-	1.18	2.45
Beaverlodge	39	19	.10	6.12	4.21	Swift Current	37	20	-	3.93	2.42
Calgary	44	26	.30	2.46	2.33	Yorkton	23	15	-	1.62	3.13
Coronation	38	26	Tr.	2.73	1.93	Brandon	16	-2	-	2.38	2.65
Cowley	46	28	.20	4.00	5.40	Dauphin	25	20	Tr.	3.39	3.14
Edmonton	42	22	Tr.	3.47	2.92	Gimli	22	3	Tr.	3.74	3.64
Fairview	35	16	.10	5.16	3.41	Minnedosa	18	4	-	1.78	2.81
Grande Prairie	37	21	.03	5.22	5.75	Portage la Pr.	18	10	.01	3.77	3.30
Jasper	38	23	.05	1.94	3.49	Rivers	17	-2	-	2.19	2.94
Lethbridge	47	31	Tr.	4.19	2.33	Souris	15	8	-	2.43	3.62
McMurray	42	15	.02	2.62	3.49	The Pas	19	12	.05	3.42	2.37
Medicine Hat	36	19	-	2.05	2.52	WINNIPEG	15	3	Tr.	3.75	3.64
Red Deer	42	24	.03	1.51	2.94	Kenora	23	0	.11	7.50	4.36
Vulcan	44	28	.25	2.48	1.94	Sioux Lookout	20	4	.18	5.27	4.20
Broadview	23	12	-	1.59	2.54	Port Arthur	18	8	Tr.	8.97	3.85
Moose Jaw	38	10	-	2.19	2.29	White River	16	-6	.05	7.71	7.06
N. Battleford	36	20	-	1.61	1.73	North Bay	34	5	.18	11.97	13.07
Prince Albert	29	10	-	1.97	2.88	Toronto	40	22	.32	10.63	10.38
Regina	32	3	-	1.86	1.48						

Column "A" - Highest temperature yesterday.
 "B" - Lowest temperature during last night.
 "C" - Precipitation for the 24 hours ending 7.30 a.m. C. D. T.
 "D" - Accumulated total precipitation since November 1, 1944.
 "E" - Normal precipitation November 1st to date.

WINNIPEG TEMPERATURE COMPARISONS

	<u>Maximum</u>	<u>Minimum</u>	<u>Mean</u>
February 26, 1945	14.7	-14.1	0.3
Normal	17.0	-4.4	6.3
February 26, 1944	15.2	-2.6	6.3

Highest on record for February 26, 47.0 in 1938.
 Lowest on record for February 26, -43.6 in 1879.




FORECAST

MANITOBA: Generally fair and a little milder to-day, Wednesday, then becoming colder again, with snowflurries.

SASKATCHEWAN: Partly cloudy and somewhat colder to-night and Wednesday, with scattered snowflurries.

ALBERTA: Fresh winds to-day, with scattered snowflurries and somewhat colder. Wednesday - generally fair and cold.

PEACE RIVER DISTRICT: Generally fair and cold to-night and Wednesday.



DAILY WEATHER BULLETIN

Issued by

Met. Div., Department of Transport, 1178 Grain Exchange, Winnipeg, Man.,
(Phone 93264)

<u>STATION</u>	<u>A</u>	<u>B</u>	<u>C</u>	<u>D</u>	<u>E</u>	<u>STATION</u>	<u>A</u>	<u>B</u>	<u>C</u>	<u>D</u>	<u>E</u>
Port St. John	30	23	Tr.	3.88	3.22	Saskatoon	27	14	.05	1.23	2.47
Beaverlodge	32	15	-	6.12	4.25	Swift Current	28	12	.06	3.99	2.44
Calgary	26	6	.05	2.51	2.35	Yorkton	30	12	.01	1.63	3.16
Coronation	30	-6	.10	2.83	1.95	Brandon	36	16	Tr.	2.38	2.67
Cowley	34	4	Tr.	4.00	5.45	Dauphin	38	18	.04	3.43	3.16
Edmonton	36	-2	.01	3.48	2.94	Gimli	33	20	Tr.	3.74	3.67
Fairview	26	10	.05	5.21	3.43	Minnedosa	35	17	.02	1.80	2.84
Grande Prairie	28	4	.02	5.24	5.80	Portage la Pr.	39	19	-	3.77	3.33
Jasper	36	12	-	1.94	3.51	Rivers	33	14	.04	2.24	2.97
Lethbridge	38	-6	.25	4.44	2.35	Souris	35	20	Tr.	2.42	3.66
McMurray	23	-13	.02	2.64	3.51	The Pas	25	10	Tr.	3.42	2.39
Medicine Hat	31	-2	.13	2.18	2.54	WINNIPEG	34	17	Tr.	3.75	3.67
Red Deer	33	-8	.02	1.53	2.96	Kenora	29	14	-	7.50	4.39
Vulcan	37	5	.07	2.55	1.95	Sioux Lookout	30	12	-	5.27	4.23
Broadview	34	12	.02	1.61	2.56	Port Arthur	38	10	-	8.97	3.87
Moose Jaw	33	13	Tr.	2.19	2.31	White River	28	-2	-	7.71	7.10
N. Battleford	28	15	Tr.	1.61	1.74	North Bay	21	2	Tr.	11.97	13.17
Prince Albert	23	10	Tr.	1.97	2.91	Toronto	29	11	Tr.	10.63	10.46
Regina	30	11	.04	1.90	1.49						

Column "A" - Highest temperature yesterday.
 "B" - Lowest temperature during last night.
 "C" - Precipitation for the 24 hours ending 7.30 a.m. C. D. T.
 "D" - Accumulated total precipitation since November 1, 1944.
 "E" - Normal precipitation November 1st to date.

WINNIPEG TEMPERATURE COMPARISONS

	<u>Maximum</u>	<u>Minimum</u>	<u>Mean</u>
February 27, 1945	33.8	2.8	18.3
Normal	17.6	-3.7	7.0
February 27, 1944	17.4	-10.4	3.5

Highest on record for February 27, 46.0 in 1924
 Lowest on record for February 27, -38.1 in 1879

FORECASTS

MANITOBA: Scattered snowflurries to-day; a little colder to-night. Thursday - fair; not much change in temperature.

SASKATCHEWAN: Generally fair to-day; moderately cold to-night. Thursday - generally fair and a little milder.

ALBERTA: Fair to-day and Thursday, and becoming somewhat milder.


PEACE RIVER DISTRICT: Fresh winds; partly cloudy to-day and Thursday, with scattered snowflurries; not much change in temperature.

DAILY WEATHER BULLETIN

Issued by

Meteorological Division, Department of Transport, 1178 Grain Exchange, Winnipeg, Man.,

(Phone 93264)



STATION	A	B	C	D	E	STATION	A	B	C	D	E
Fort St. John	41	4	.03	3.91	3.24	Saskatoon	24	18	Tr.	1.23	2.49
Brayerlodge	37	8	.10	6.22	4.28	Swift Current	27	17	.01	4.00	2.47
Calgary	43	17	.03	2.54	2.38	Yorkton	21	8	-	1.63	3.18
Coronation	29	10	Tr.	2.83	1.97	Brandon	24	0	.10	2.48	2.69
Cowley	41	16	-	4.00	5.50	Dauphin	24	14	.02	3.46	3.19
Edmonton	38	12	.04	3.52	2.96	Gimli	23	10	.07	3.82	3.70
Fairview	37	-6	.20	5.41	3.45	Minnedosa	29	2	.08	1.88	2.87
Grande Prairie	37	-20	.02	5.26	5.85	Portage la Pr.	24	7	.07	3.84	3.36
Jasper	40	24	Tr.	1.94	3.52	Rivers	24	6	.22	2.46	3.00
Lethbridge	40	25	.02	4.46	2.36	Souris	10	5	.05	2.47	3.69
McMurray	22	-20	.01	2.65	3.53	The Pas	22	14	.03	3.45	2.41
Medicine Hat	33	20	.02	2.20	2.56	WINNIPEG	21	12	.03	3.78	3.70
Red Deer	33	11	Tr.	1.53	2.98	Kenora	27	9	.06	7.56	4.42
Vulcan	42	22	Tr.	2.61	1.97	Sioux Lookout	29	-3	.09	5.36	4.27
Broadview	17	2	.01	1.62	2.58	Port Arthur	42	22	-	8.97	3.90
Moose Jaw	28	13	.01	2.20	2.33	White River	39	15	.03	7.74	7.15
N. Battleford	27	14	Tr.	1.61	1.76	North Bay	34	18	-	11.97	13.27
Prince Albert	19	17	.05	2.02	2.94	Toronto	33	23	Tr.	10.63	10.54
Regina	21	6	.02	1.92	1.50						

Column "A" - Highest temperature yesterday.

"B" - Lowest temperature during last night.

"C" - Precipitation for the 24 hours ending 7.30 a.m. C. D. T.

"D" - Accumulated total precipitation since November 1, 1944.

"E" - Normal precipitation November 1st to date.

CORRECTION to Bulletin of February 24: Precipitation at Vulcan should be .06", not "Trace"

WINNIPEG TEMPERATURE COMPARISONS

	Maximum	Minimum	Mean
February 28, 1945	21.2	16.2	18.7
Normal	18.3	-3.1	7.6
February 28, 1944	17.2	-8.8	4.2
Highest on record for February 28,	45.8 in 1932		
Lowest on record for February 28,	-39.9 in 1897		

FORECASTS

MANITOBA: Strong winds and becoming much colder to-day and Friday, with light snowfalls or flurries.

SASKATCHEWAN: Strong winds and becoming much colder to-day, with snowflurries. Friday - generally fair and cold.

ALBERTA: Fresh winds and colder to-day, with snowflurries. Friday - generally fair and cold.

PEACE RIVER DISTRICT: Partly cloudy and cold to-day and Friday, with scattered snowflurries.

Friday, March 2, 1945

DAILY WEATHER BULLETIN



Issued by

Meteorological Department of Transport, 1178 Grain Exchange, Winnipeg, Man.,
(Phone 93264)

STATION	A	B	C	D	E	STATION	A	B	C	D	E
Fort St. John	13	3	.04	3.95	3.26	Saskatoon	25	-10	.01	1.24	2.51
Beaverlodge	8	1	.17	6.39	4.31	Swift Current	30	-10	.02	4.02	2.49
Calgary	21	8	Tr.	2.54	2.40	Yorkton	23	-14	.01	1.64	3.21
Coronation	26	-4	.50	3.33	1.98	Brandon	30	-14	-	2.48	2.71
Cowley	28	8	.05	4.05	5.55	Dauphin	28	-10	-	3.46	3.22
Edmonton	21	0	.02	3.54	2.98	Gimli	31	..	.01	3.83	3.73
Fairview	1	-10	-	5.41	3.48	Minnedosa	27	-13	-	1.88	2.89
Grande Prairie	21	2	.07	5.33	5.90	Portage la Pr.	32	4	Tr.	3.84	3.39
Jasper	34	14	.05	1.99	3.54	Rivers	26	-16	-	2.46	3.03
Lethbridge	32	9	Tr.	4.46	2.37	Souris	27	-12	-	2.47	3.72
McMurray	5	-25	Tr.	2.65	3.56	The Pas	18	-15	.10	3.55	2.42
Medicine Hat	31	3	Tr.	2.20	2.57	WINNIPEG	33	-4	.02	3.80	3.73
Red Deer	26	3	.04	1.57	3.00	Kenora	31	1	.06	7.62	4.46
Vulcan	10	3	Tr.	2.61	1.99	Sioux Lookout	32	7	.10	5.46	4.30
Broadview	23	-16	.02	1.64	2.61	Port Arthur	35	21	.02	8.99	3.92
Moose Jaw	26	-7	-	2.20	2.34	White River	31	24	.03	7.77	7.19
N. Battleford	14	-9	-	1.61	1.77	North Bay	31	29	.02	11.99	13.37
Prince Albert	23	-19	-	2.02	2.96	Toronto	41	34	Tr.	10.63	10.62
Regina	26	-9	.01	1.93	1.51						

Column "A" - Highest temperature yesterday.
 "B" - Lowest temperature during last night.
 "C" - Precipitation for the 24 hours ending 7.30 a.m. C. D. T.
 "D" - Accumulated total precipitation since November 1, 1944.
 "E" - Normal precipitation November 1st to date.

WINNIPEG TEMPERATURE COMPARISONS

	Maximum	Minimum	Mean
March 1, 1945	33.0	12.0	22.5
Normal	18.8	-2.7	8.0
March 1, 1944	28.3	13.8	21.0
Highest on record for March 1,		45.0 in 1923	
Lowest on record for March 1,		-29.4 in 1890	


FORECASTS

MANITOBA: Fair to-day and Saturday; decidedly cold to-night.

SASKATCHEWAN: Partly cloudy and cold to-day. Saturday - partly cloudy and cold, with snowflurries in western districts.

ALBERTA: Partly cloudy to-day and Saturday, with light snowfalls or flurries; becoming a little milder on Saturday.

PEACE RIVER DISTRICT: Mostly cloudy to-night and Saturday, with light snowfalls or flurries; a little milder on Saturday.



Saturday, March 3, 1945

DAILY WEATHER BULLETIN

Issued by

Meteorological Division, Department of Transport, 1178 Grain Exchange, Winnipeg, Man.,
(Phone 93264)

STATION	A	B	C	D	E	STATION	A	B	C	D	E
Fort St. John	15	3	.02	3.97	3.28	Saskatoon	8	-18	Tr.	1.24	2.53
Beaverlodge	14	4	.09	6.48	4.35	Swift Current	23	-1	Tr.	4.02	2.51
Calgary	28	9	.08	2.62	2.42	Yorkton	5	-4	Tr.	1.64	3.23
Coronation	5	0	.05	3.38	2.00	Brandon	8	-6	-	2.48	2.74
Cowley	31	14	Tr.	4.05	5.60	Dauphin	4	-6	Tr.	3.46	3.24
Edmonton	14	3	.04	3.58	3.00	Gimli	6	-18	-	3.83	3.76
Fairview	10	-5	-	5.41	3.51	Minnedosa	8	-6	-	1.88	2.91
Grande Prairie	12	5	.05	5.38	5.95	Portage la Pr.	6	-6	Tr.	3.84	3.42
Jasper	32	14	Tr.	1.99	3.56	Rivers	7	-2	Tr.	2.46	3.06
Lethbridge	29	9	.07	4.53	2.39	Souris	7	2	Tr.	2.47	3.76
McMurray	7	-19	-	2.65	3.59	The Pas	1	-26	-	3.55	2.44
Medicine Hat	15	4	.01	2.21	2.59	WINNIPEG	6	-8	--	3.80	3.76
Red Deer	21	6	.06	1.63	3.02	Kenora	16	-8	Tr.	7.62	4.50
Vulcan	27	10	.07	2.68	2.02	Sioux Lookout	20	-20	Tr.	5.46	4.33
Broadview	8	3	Tr.	1.64	2.64	Port Arthur	34	-8	-	8.99	3.95
Moose Jaw	11	-4	-	2.20	2.36	White River	30	..	-	7.77	7.24
N. Battleford	5	-10	Tr.	1.61	1.79	North Bay	34	27	.23	12.22	13.47
Prince Albert	5	-25	.05	2.07	2.99	Toronto	40	36	.20	10.83	10.70
Regina	10	1	Tr.	1.93	1.52						

Column "A" - Highest temperature yesterday.
 "B" - Lowest temperature during last night.
 "C" - Precipitation for the 24 hours ending 7.30 a.m. C. D. T.
 "D" - Accumulated total precipitation since November 1, 1944.
 "E" - Normal precipitation November 1st to date.

WINNIPEG TEMPERATURE COMPARISONS

	Maximum	Minimum	Mean
March 2, 1945	5.6	-4.8	0.4
Normal	19.3	-2.2	8.6
March 2, 1944	25.8	9.7	17.8
Highest on record for March 2,		47.2 in 1905	
Lowest on record for March 2,		-30.1 in 1893	

FORECASTS

MANITOBA: Partly cloudy and cold to-night and Sunday, with snowflurries.

SASKATCHEWAN: Partly cloudy; continuing cold in northern portion, and colder in southern districts to-night and Sunday, with snowflurries.

ALBERTA and PEACE RIVER DISTRICT: Partly cloudy and colder to-night and Sunday, with snowflurries.



Monday, March 5, 1945

DAILY WEATHER BULLETIN

Issued by

Meteorological Division, Department of Transport, 1178 Grain Exchange, Winnipeg, Man.
(Phone 93264)

STATION	A	B	C	D	E	STATION	A	B	C	D	E
Fort St. John	..	12	Tr.	3.97	3.33	Saskatoon	-3	-23	-	1.24	2.58
Beaverlodge	7	-2	.01	6.49	4.42	Swift Current	-9	-20	.08	4.10	2.55
Calgary	1	-14	.14	2.76	2.47	Yorkton	5	-22	Tr.	1.64	3.28
Coronation	-2	-23	-	3.38	2.03	Brandon	2	-26	-	2.48	2.79
Cowley	5	-25	.28	4.33	5.70	Dauphin	0	-22	Tr.	3.46	3.79
Edmonton	2	-8	Tr.	3.59	3.05	Gimli	0	-21	-	3.83	3.22
Fairbiew	4	1	-	5.41	3.57	Minnedosa	-2	-22	-	1.88	2.96
Grande Prairie	-5	..	.01	5.39	6.06	Portage la Pr.	-2	-14	Tr.	3.84	3.49
Jasper	19	-2	-	1.99	3.60	Rivers	5	-25	Tr.	2.46	3.12
Lethbridge	-1	-14	.26	4.79	2.42	Souris	18	-20	Tr.	2.47	3.84
McMurray	9	-14	Tr.	2.65	3.65	The Pas	-5	-25	-	3.55	2.48
Medicine Hat	-3	-23	.22	2.43	2.63	WINNIPEG	0	-20	.04	3.84	3.89
Red Deer	-1	-19	.03	1.66	3.07	Kenora	9	-16	.01	7.63	4.58
Vulcan	-2	-18	.04	2.72	2.07	Sioux Lookout	11	-13	.04	5.50	4.40
Broadview	2	-26	.02	1.66	2.70	Port Arthur	25	9	.56	9.55	4.01
Moose Jaw	-5	-18	-	2.20	2.40	White River	26	15	.45	8.22	7.33
N. Battleford	-3	-16	-	1.61	1.82	North Bay	24	10	.12	12.34	13.67
Prince Albert	-2	-22	-	2.07	3.04	Toronto	33	27	-	10.83	10.87
Regina	-4	-28	-	1.93	1.54						

Column "A" - Highest temperature yesterday.
 "B" - Lowest temperature during last night.
 "C" - Precipitation for the 48 hours ending 7.30 a.m. C. D. T.
 "D" - Accumulated total precipitation since November 1, 1944.
 "E" - Normal precipitation November 1st to date.

WINNIPEG TEMPERATURE COMPARISONS

	Maximum	Minimum	Mean		Maximum	Minimum	Mean
March 3, 1945	18.2	-7.5	5.4	March 4, 1945	0.5	-5.4	-2.4
Normal	19.9	-1.7	9.1	Normal	20.4	-1.2	9.6
March 3, 1944	2.9	-1.8	0.6	March 4, 1944	13.1	-17.2	-2.0
Highest on record for Mar. 3,	40.2	in 1922 and 1934		Highest on record for Mar. 4,	46.8	in 1878	
Lowest on record for Mar. 3,	-28.7	in 1893 and 1899		Lowest on record for Mar. 4,	-32.2	in 1890	

FORECASTS

MANITOBA: Fair and decidedly cold to-day. Tuesday - fair and cold, followed by moderating temperature.

SASKATCHEWAN: Fair to-day and Tuesday; milder on Tuesday.

ALBERTA: Fair to-day, with moderating temperature. Tuesday - partly cloudy and milder, followed by snowflurries in northern districts.

PEACE RIVER DISTRICT: Partly cloudy and comparatively mild to-day. Tuesday - partly cloudy, with scattered snowflurries; colder again by night.



Tuesday, March 6, 1945

W E A T H E R B U L L E T I N

Issued by

Meteorological Division, Department of Transport, 1178 Grain Exchange, Winnipeg, Man.,
(Phone 93264)

<u>S T A T I O N</u>	<u>A</u>	<u>B</u>	<u>C</u>	<u>D</u>	<u>E</u>	<u>S T A T I O N</u>	<u>A</u>	<u>B</u>	<u>C</u>	<u>D</u>	<u>E</u>
Fort St. John	31	16	-	3.97	3.35	Saskatoon	8	-6	-	1.24	2.60
Beaverlodge	31	13	-	6.49	4.46	Swift Current	4	-6	-	4.10	2.58
Calgary	27	17	.02	2.78	2.50	Yorkton	5	-15	-	1.64	3.31
Coronation	6	2	-	3.38	2.05	Brandon	5	-20	-	2.48	2.81
Cowley	25	-2	-	4.33	5.75	Dauphin	7	-3	-	3.46	3.31
Edmonton	22	18	Tr.	3.59	3.08	Gimli	6	-19	-	3.83	3.85
Fairview	29	15	-	5.41	3.60	Minnedosa	1	-15	-	1.88	2.98
Grande Prairie	31	15	-	5.39	6.11	Portage la Pr.	6	-10	-	3.84	3.52
Jasper	28	11	.02	2.01	3.62	Rivers	3	-21	-	2.46	3.15
Lethbridge	24	21	-	4.79	2.44	Souris	5	-12	-	2.47	3.87
McMurray	27	18	.01	2.64	3.68	The Pas	8	-7	-	3.55	2.50
Medicine Hat	11	-1	-	2.43	2.65	WINNIPEG	4	-14	-	3.84	3.86
Red Deer	..	21	.05	1.71	3.09	Kenora	6	-15	-	7.63	4.61
Vulcan	20	8	-	2.72	2.09	Sioux Lookout	5	-23	-	5.50	4.43
Broadview	3	-17	-	1.66	2.73	Port Arthur	15	-13	.01	9.56	4.04
Moose Jaw	9	-5	-	2.20	2.42	White River	20	-24	.18	8.40	7.38
N. Battleford	9	-3	-	1.61	1.83	North Bay	31	13	.37	12.71	13.77
Prince Albert	6	-1	-	2.07	3.06	Toronto	44	36	.66	11.49	10.95
Regina	5	-19	-	1.93	1.55						

Column "A" - Highest temperature yesterday.
 "B" - Lowest temperature during last night.
 "C" - Precipitation for the 24 hours ending 7.30 a.m. C. D. T.
 "D" - Accumulated total precipitation since November 1, 1944.
 "E" - Normal precipitation November 1st to date.

WINNIPEG TEMPERATURE COMPARISONS

	<u>Maximum</u>	<u>Minimum</u>	<u>Mean</u>
March 5, 1945	4.0	-20.8	-8.4
Normal	20.9	-0.7	10.1
March 5, 1944	21.5	4.8	13.2
Highest on record for March 5,	5,	49.9 in 1878	
Lowest on record for March 5,	5,	-30.0 in 1884	

F O R E C A S T S

MANITOBA: Generally fair to-day and Wednesday, with moderating temperature.
SASKATCHEWAN: Generally fair with moderating temperature to-day and most of Wednesday.
ALBERTA: Partly cloudy to-day and Wednesday, with scattered snowflurries; a little colder on Wednesday.
PEACE RIVER DISTRICT: Partly cloudy and a little colder to-night and Wednesday, with scattered snowflurries.



Wednesday, March 7, 1945

DAILY WEATHER BULLETIN

Issued by

Meteorological Division, Department of Transport, 1178 Grain Exchange, Winnipeg, Man.,
(Phone 93264)

<u>STATION</u>	<u>A</u>	<u>B</u>	<u>C</u>	<u>D</u>	<u>E</u>	<u>STATION</u>	<u>A</u>	<u>B</u>	<u>C</u>	<u>D</u>	<u>E</u>
Fort St. John	37	26	-	3.97	3.37	Saskatoon	26	2	-	1.24	2.62
Beaverlodge	35	15	-	6.49	4.49	Swift Current	26	11	-	4.10	2.60
Calgary	35	12	.03	2.81	2.52	Yorkton	19	7	Tr.	1.64	3.34
Coronation	34	6	-	3.38	2.06	Brandon	20	0	-	2.48	2.84
Cowley	32	5	-	4.33	5.81	Dauphin	22	8	-	3.46	3.34
Edmonton	36	11	-	3.59	3.10	Gimli	14	8	-	3.83	3.88
Fairview	35	15	-	5.41	3.63	Minnedosa	14	6	-	1.88	3.00
Grande Prairie	34	16	-	5.39	6.16	Portage la Pr.	19	7	-	3.84	3.55
Jasper	36	12	-	2.01	3.64	Rivers	16	-3	-	2.46	3.18
Lethbridge	32	14	.01	4.80	2.45	Souris	19	-1	-	2.47	3.90
McMurray	22	-3	.06	2.70	3.71	The Pas	16	-9	Tr.	3.55	2.51
Medicine Hat	29	5	-	2.43	2.67	WINNIPEG	15	4	-	3.84	3.89
Red Deer	35	-4	Tr.	1.71	3.11	Kenora	10	-1	-	7.63	4.65
Vulcan	32	11	Tr.	2.72	2.12	Sioux Lookout	16	1	-	5.50	4.46
Broadview	..	9	-	1.66	2.76	Port Arthur	20	-13	-	9.56	4.07
Moose Jaw	25	10	-	2.20	2.44	White River	19	-26	-	8.40	7.43
N. Battleford	35	7	-	1.61	1.85	North Bay	30	-10	Tr.	12.71	13.87
Prince Albert	21	-3	-	2.07	3.09	Toronto	37	18	-	11.49	11.03
Regina	21	0	-	1.93	1.56						

Column "A" - Highest temperature yesterday.
 "B" - Lowest temperature during last night.
 "C" - Precipitation for the 24 hours ending 7.30 a.m. C. D. T.
 "D" - Accumulated total precipitation since November 1, 1944.
 "E" - Normal precipitation November 1st to date.

WINNIPEG TEMPERATURE COMPARISONS


	<u>Maximum</u>	<u>Minimum</u>	<u>Mean</u>
March 6, 1945	14.9	-15.0	0.0
Normal	21.3	-0.3	10.5
March 6, 1944	13.6	10.0	11.8
Highest on record for March 6,		53.6 in 1878	
Lowest on record for March 6,		-34.8 in 1899	

F O R E C A S T S

MANITOBA and SASKATCHEWAN: Fair to-day and Thursday; moderately cold to-night.

ALBERTA and PEACE RIVER DISTRICT: Fair to-day and Thursday, with not much change in temperature.

Thursday, March 8, 1945



DAILY WEATHER BULLETIN

Issued by

Meteorological Department of Transport, 1178 Grain Exchange, Winnipeg, Man.,
(Phone 93264)

STATION	A	B	C	D	E	STATION	A	B	C	D	E
Fort St. John	36	25	-	3.97	3.40	Saskatoon	31	16	-	1.24	2.64
Beaverlodge	27	19	-	6.49	4.53	Swift Current	34	21	-	4.10	2.62
Calgary	35	20	-	2.81	2.54	Yorkton	33	8	-	1.64	3.37
Coronation	24	10	-	3.38	2.03	Brandon	30	2	-	2.48	2.87
Cowley	37	24	-	4.33	5.86	Dauphin	35	19	-	3.46	3.36
Edmonton	32	10	-	3.55	3.12	Gimli	25	3	-	3.83	3.91
Fairview	35	23	-	5.41	3.66	Minnedosa	27	2	-	1.88	3.03
Grande Prairie	34	9	-	5.39	6.22	Portage la Pr.	29	9	-	3.84	3.59
Jasper	39	25	-	2.01	3.66	Rivers	28	2	-	2.46	3.21
Lethbridge	39	28	-	4.80	2.47	Souris	26	8	-	2.47	3.94
McMurray	32	13	-	2.70	3.74	The Pas	37	7	-	3.55	2.53
Medicine Hat	35	18	-	2.43	2.69	WINNIPEG	25	2	-	3.84	3.93
Red Deer	32	4	-	1.71	3.14	Kenora	21	2	-	7.63	4.69
Vulcan	39	23	-	2.72	2.14	Sioux Lookout	25	-2	-	5.50	4.50
Broadview	32	10	-	1.66	2.79	Port Arthur	28	15	-	9.56	4.10
Moose Jaw	38	22	-	2.20	2.46	White River	27	-15	-	8.40	7.47
N. Battleford	32	11	-	1.61	1.86	North Bay	19	2	-	12.71	13.97
Prince Albert	33	11	-	2.07	3.11	Toronto	31	19	-	11.49	11.12
Regina	34	7	-	1.93	1.58						


Column "A" - Highest temperature yesterday.
 "B" - Lowest temperature during last night.
 "C" - Precipitation for the 24 hours ending 7.30 a.m. C. D. T.
 "D" - Accumulated total precipitation since November 1, 1944.
 "E" - Normal precipitation November 1st to date.

WINNIPEG TEMPERATURE COMPARISONS

	Maximum	Minimum	Mean
March 7, 1945	25.2	1.8	13.5
Normal	21.8	0.2	11.0
March 7, 1944	9.2	3.8	6.5
Highest on record for March 7,	55.2	in 1878	
Lowest on record for March 7,	-35.3	in 1939	

FORECASTS

MANITOBA: Fair to-day and Friday; not much change in temperature.
 SASKATCHEWAN and ALBERTA: Fair and slightly milder to-day and Friday.
 PEACE RIVER DISTRICT: Fair to-day and Friday; not much change in temperature.



Friday, March 9, 1945

W E A T H E R B U L L E T I N

Issued by

Meteorological Division, Department of Transport, 1178 Grain Exchange, Winnipeg, Man.,
(Phone 93264)

<u>STATION</u>	<u>A</u>	<u>B</u>	<u>C</u>	<u>D</u>	<u>E</u>	<u>STATION</u>	<u>A</u>	<u>B</u>	<u>C</u>	<u>D</u>	<u>E</u>
Fort St. John	39	24	-	3.97	3.42	Saskatoon	32	5	-	1.24	2.66
Beaverlodge	42	19	-	6.49	4.56	Swift Current	36	22	-	4.10	2.64
Calgary	41	24	-	2.81	2.57	Yorkton	34	4	-	1.64	3.39
Coronation	36	5	-	3.38	2.10	Brandon	36	12	-	2.48	2.89
Cowley	42	27	-	4.33	5.92	Dauphin	39	20	-	3.46	3.38
Edmonton	42	15	-	3.55	3.15	Gimli	29	18	Tr.	3.83	3.94
Fairview	43	19	-	5.41	3.69	Minnedosa	31	18	-	1.88	3.05
Grande Prairie	41	12	-	5.39	6.28	Portage la Pr.	31	24	Tr.	3.84	3.62
Jasper	42	29	-	2.01	3.68	Rivers	34	13	-	2.46	3.24
Lethbridge	44	27	-	4.80	2.49	Souris	37	18	-	2.47	3.97
McMurray	34	8	-	2.70	3.77	The Pas	27	2	-	3.55	2.55
Medicine Hat	43	22	-	2.43	2.71	WINNIPEG	28	22	Tr.	3.84	3.96
Red Deer	38	2	-	1.71	3.16	Kenora	25	13	Tr.	7.63	4.73
Vulcan	24	23	-	2.73	2.17	Sioux Lookout	34	2	-	5.50	4.53
Broadview	36	13	-	1.66	2.82	Port Arthur	40	-2	-	9.56	4.13
Moose Jaw	40	16	-	2.20	2.48	White River	35	-9	-	8.40	7.52
N. Battleford	30	9	-	1.61	1.88	North Bay	28	3	-	12.71	14.08
Prince Albert	30	-8	-	2.07	3.14	Toronto	39	27	-	11.49	11.20
Regina	37	8	-	1.93	1.59						

- Column "A" - Highest temperature yesterday.
- "B" - Lowest temperature during last night.
- "C" - Precipitation for the 24 hours ending 7.30 a.m. C. D. T.
- "D" - Accumulated total precipitation since November 1, 1944.
- "E" - Normal precipitation November 1st to date.

WINNIPEG TEMPERATURE COMPARISONS

	<u>Maximum</u>	<u>Minimum</u>	<u>Mean</u>
March 8, 1945	27.6	2.2	14.9
Normal	22.2	0.7	11.4
March 8, 1944	3.2	-7.2	-2.0
Highest on record for March 8,	43.5	in 1902	
Lowest on record for March 8,	-22.2	in 1891	

F O R E C A S T S

MANITOBA: Generally fair and moderately cold to-night and Saturday.

SASKATCHEWAN and ALBERTA: Fair to-day and Saturday, with not much change in temperature.

PEACE RIVER DISTRICT: Partly cloudy to-day and Saturday, with much the same temperature.



Saturday, March 10, 1945

DAILY WEATHER BULLETIN

Issued by

Meteorological Division, Department of Transport, 1178 Grain Exchange, Winnipeg, Man.,
(Phone 93264)

STATION	A	B	C	D	E	STATION	A	B	C	D	E
Fort St. John	40	23	Tr.	3.97	3.45	Saskatoon	36	31	-	1.24	2.68
Beaverlodge	53	16	.05	6.54	4.60	Swift Current	38	33	-	4.10	2.66
Calgary	48	35	-	2.81	2.60	Yorkton	24	14	-	1.64	3.42
Coronation	38	28	-	3.38	2.11	Brandon	32	16	-	2.48	2.92
Cowley	45	36	-	4.33	5.97	Dauphin	30	8	Tr.	3.46	3.41
Edmonton	39	27	-	3.55	3.17	Gimli	32	10	.02	3.85	3.97
Fairview	42	20	-	5.41	3.72	Minnedosa	34	19	-	1.88	3.07
Grande Prairie	46	25	.02	5.41	6.34	Portage la Pr.	30	15	Tr.	3.84	3.65
Jasper	42	31	.01	2.02	3.70	Rivers	30	15	-	2.46	3.27
Lethbridge	48	36	-	4.80	2.51	Souris	30	14	-	2.47	4.00
McMurray	47	2	-	2.70	3.80	The Pas	22	11	-	3.55	2.57
Medicine Hat	41	34	-	2.43	2.73	WINNIPEG	31	18	.02	3.86	3.99
Red Deer	42	3	-	1.71	3.18	Kenora	35	15	Tr.	7.63	4.77
Vulcan	45	34	-	2.73	2.20	Sioux Lookout	35	8	-	5.50	4.57
Broadview	35	20	-	1.66	2.85	Port Arthur	32	0	-	9.56	4.16
Moose Jaw	41	34	-	2.20	2.50	White River	38	-4	-	8.40	7.57
N. Battleford	34	32	-	1.61	1.89	North Bay	32	12	-	12.71	14.18
Prince Albert	30	26	-	2.07	3.17	Toronto	40	33	.13	11.02*	11.28
Regina	37	25	-	1.93	1.60					Revised #	

- Column "A" - Highest temperature yesterday.
- "B" - Lowest temperature during last night.
- "C" - Precipitation for the 24 hours ending 7.30 a.m. C. D. T.
- "D" - Accumulated total precipitation since November 1, 1944.
- "E" - Normal precipitation November 1st to date.


WINNIPEG TEMPERATURE COMPARISONS

	Maximum	Minimum	Mean
March 9, 1945	30.8	21.7	26.2
Normal	22.5	1.2	11.8
March 9, 1944	22.3	-20.2	1.0
Highest on record for March 9,		49.5 in 1902	
Lowest on record for March 9,		-32.1 in 1880	

F O R E C A S T S

- MANITOBA: Partly cloudy to-day and Sunday, with scattered snowflurries; not much change in temperature.
- SASKATCHEWAN: Generally fair to-day and Sunday, with much the same temperature.
- ALBERTA: Fair and comparatively mild to-day and Sunday.
- PEACE RIVER DISTRICT: Fair to-day and Sunday, with not much change in temperature.

Monday, March 12, 1945



DAILY WEATHER BULLETIN

Issued by

Meteorological Division, Department of Transport, 1178 Grain Exchange, Winnipeg, Man.,
(Phone 93264)

<u>S T A T I O N</u>	<u>A</u>	<u>B</u>	<u>C</u>	<u>D</u>	<u>E</u>	<u>S T A T I O N</u>	<u>A</u>	<u>B</u>	<u>C</u>	<u>D</u>	<u>E</u>
Fort St. John	39	28	.01	3.98	3.50	Saskatoon	39	30	.02	1.26	2.72
Beaverlodge	41	24	-	6.54	4.67	Swift Current	41	32	-	4.10	2.71
Calgary	44	29	.09	2.90	2.65	Yorkton	41	23	Tr.	1.64	3.47
Coronation	30	20	-	3.38	2.15	Brandon	44	20	-	2.48	2.97
Cowley	43	32	.03	4.36	6.09	Dauphin	42	30	-	3.46	3.47
Edmonton	40	26	-	3.55	3.22	Gimli	43	20	-	3.85	4.03
Fairview	38	25	-	5.41	3.78	Minnedosa	40	13	-	1.88	3.12
Grande Prairie	41	19	-	5.41	6.46	Portage la Pr.	43	28	-	3.84	3.72
Jasper	37	30	-	2.02	3.74	Rivers	40	17	-	2.46	3.33
Lethbridge	45	32	.17	5.03	2.55	Souris	43	28	-	2.47	4.07
McMurray	46	24	-	2.70	3.86	The Pas	41	15	.20	3.75	2.60
Medicine Hat	41	33	Tr.	2.43	2.76	WINNIPEG	40	22	Tr.	3.86	4.06
Red Deer	39	17	Tr.	1.71	3.22	Kenora	44	21	-	7.63	4.85
Vulcan	40	33	.02	2.75	2.25	Sioux Lookout	41	19	Tr.	5.50	4.65
Broadview	42	20	Tr.	1.66	2.91	Port Arthur	36	21	.04	9.60	4.21
Moose Jaw	47	29	-	2.20	2.54	White River	30	12	.15	8.55	7.67
N. Battleford	39	26	Tr.	1.61	1.92	North Bay	35	27	.31	13.02	14.39
Prince Albert	42	20	Tr.	2.07	3.23	Toronto	39	33	.09	11.11	11.44
Regina	43	24	Tr.	1.93	1.62						

Column "A" - Highest temperature yesterday.
 "B" - Lowest temperature during last night.
 "C" - Precipitation for the 48 hours ending 7.30 a.m. C. D. T.
 "D" - Accumulated total precipitation since November 1, 1944.
 "E" - Normal precipitation November 1st to date.

WINNIPEG TEMPERATURE COMPARISONS


	<u>Maximum</u>	<u>Minimum</u>	<u>Mean</u>		<u>Maximum</u>	<u>Minimum</u>	<u>Mean</u>
March 10, 1945	37.2	17.7	27.4	March 11, 1945	39.8	31.9	35.8
Normal	22.8	1.7	12.2	Normal	23.2	2.2	12.7
March 10, 1944	40.2	13.9	27.0	March 11, 1944	26.8	-1.2	12.8
Highest on record for Mar. 10, 45.5 in 1902				Highest on record for Mar. 11, 46.5 in 1902			
Lowest on record for Mar. 10, -38.1 in 1880				Lowest on record for Mar. 11, -27.2 in 1896			

F O R E C A S T S

MANITOBA and SASKATCHEWAN: Generally fair and comparatively mild to-day and Tuesday.
 ALBERTA: Fair and mild to-day and Tuesday.
 PEACE RIVER DISTRICT: Fair to-day and Tuesday; not much change in temperature.

Tuesday, March 13, 1945

DAILY WEATHER BULLETIN



Issued by

Met. Division, Department of Transport, 1178 Grain Exchange, Winnipeg, Man.
(Phone 93264)

STATION	A	B	C	D	E	STATION	A	B	C	D	E
Fort St. John	42	25	-	3.98	3.53	Saskatoon	45	31	Tr.	1.26	2.74
Beaverlodge	40	17	Tr.	6.54	4.71	Swift Current	45	33	.07	4.17	2.73
Calgary	49	28	.08	2.98	2.68	Yorkton	42	34	Tr.	1.64	3.50
Coronation	39	30	.02	3.40	2.17	Brandon	48	28	-	2.48	2.99
Cowley	50	28	.02	4.38	6.15	Dauphin	50	34	-	3.46	3.50
Edmonton	43	26	-	3.55	3.24	Gimli	40	28	-	3.85	4.06
Fairview	42	18	-	5.41	3.81	Minnedosa	46	32	-	1.88	3.14
Grande Prairie	40	17	-	5.41	6.51	Portage la Pr.	46	31	-	3.84	3.75
Jasper	37	18	.05	2.07	3.76	Rivers	44	31	-	2.46	3.37
Lethbridge	56	33	Tr.	5.03	2.57	Souris	49	32	-	2.47	4.11
McMurray	44	17	Tr.	2.70	3.90	The Pas	45	24	-	3.75	2.62
Medicine Hat	49	33	.05	2.48	2.78	WINNIPEG	41	29	-	3.86	4.10
Red Deer	47	27	Tr.	1.71	3.25	Kenora	41	28	-	7.63	4.89
Vulcan	50	30	Tr.	2.75	2.27	Sioux Lookout	4	31	-	5.50	4.69
Broadview	49	28	Tr.	1.66	2.94	Port Arthur	45	30	-	9.60	4.24
Moose Jaw	52	35	.25	2.45	2.56	White River	38	15	-	8.55	7.72
N. Battleford	48	32	-	1.61	1.94	North Bay	40	21	.04	13.06	14.50
Prince Albert	48	28	-	2.07	3.26	Toronto	45	31	Tr.	11.11	11.53
Regina	48	33	.37	2.30	1.64						

Column "A" - Highest temperature yesterday.
 "B" - Lowest temperature during last night.
 "C" - Precipitation for the 24 hours ending 7.30 a.m. C. D. T.
 "D" - Accumulated total precipitation since November 1, 1944.
 "E" - Normal precipitation November 1st to date.

WINNIPEG TEMPERATURE COMPARISONS

	Maximum	Minimum	Mean
March 12, 1945	40.8	21.9	31.4
Normal	23.5	2.7	13.1
March 12, 1944	3.4	-14.8	-5.7
Highest on record for March 12,		45.0 in 1922	
Lowest on record for March 12,		-29.1 in 1880	

FORECASTS

MANITOBA: Cloudy to-night and Wednesday, with light snow or rain.

SASKATCHEWAN: Mostly cloudy with occasional rain or snow to-day and part of Wednesday, then fair and continuing mild.

ALBERTA: Partly cloudy and mild to-day; light showers or snowflurries in southern portion. Wednesday - generally fair, with much the same temperature.

PEACE RIVER DISTRICT: Generally fair to-day and Wednesday, with not much change in temperature.

Wednesday, March 14, 1945



DAILY WEATHER BULLETIN

Issued by

Metereological Division, Department of Transport, 1178 Grain Exchange, Winnipeg, Man.,
(Phone 93264)

STATION	A	B	C	D	E	STATION	A	B	C	D	E
Fort St. John	37	24	-	3.98	3.56	Saskatoon	27	24	Tr.	1.26	2.76
Beaverlodge	41	21	-	6.54	4.75	Swift Current	38	26	.05	4.22	2.75
Calgary	43	27	.04	3.02	2.70	Yorkton	35	23	.25	1.89	3.52
Coronation	37	22	Tr.	3.40	2.19	Brandon	45	26	.02	2.50	3.02
Cowley	39	25	Tr.	4.38	6.21	Dauphin	37	26	.04	3.50	3.53
Edmonton	43	30	Tr.	3.55	3.27	Gimli	39	32	.04	3.89	4.09
Fairview	39	23	-	5.41	3.85	Minnedosa	40	26	Tr.	1.88	3.16
Grande Prairie	35	20	-	5.41	6.57	Portage la Pr.	41	31	Tr.	3.84	3.78
Jasper	38	20	-	2.07	3.78	Rivers	43	25	.01	2.47	3.40
Lethbridge	43	31	-	5.03	2.59	Souris	44	26	.01	2.48	4.15
McMurray	43	12	-	2.70	3.93	The Pas	37	9	-	3.75	2.64
Medicine Hat	43	33	.05	2.53	2.80	WINNIPEG	43	31	Tr.	3.86	4.13
Red Deer	40	24	-	1.71	3.27	Kenora	44	32	Tr.	7.63	4.93
Vulcan	42	30	-	2.75	2.30	Sicux Lookout	50	34	Tr.	5.50	4.73
Broadview	41	16	.10	1.76	2.96	Port Arthur	49	31	-	9.60	4.27
Moose Jaw	37	25	.03	2.48	2.58	White River	47	35	-	8.55	7.77
N. Battleford	40	25	-	1.61	1.96	North Bay	42	33	-	13.06	14.60
Prince Albert	36	10	-	2.07	3.29	Toronto	52	31	-	11.11	11.61
Regina	39	23	.15	2.45	1.65						

Column "A" - Highest temperature yesterday.
 "B" - Lowest temperature during last night.
 "C" - Precipitation for the 24 hours ending 7.30 a.m. C. D. T.
 "D" - Accumulated total precipitation since November 1, 1944.
 "E" - Normal precipitation November 1st to date.

WINNIPEG TEMPERATURE COMPARISONS

	Maximum	Minimum	Mean
March 13, 1945	43.1	28.8	36.0
Normal	23.9	3.2	13.6
March 13, 1944	11.2	-0.3	5.4
Highest on record for March 13, 53.5 in 1902			
Lowest on record for March 13, -32.5 in 1895			

FORECASTS

MANITOBA: Fair to-day and Thursday; somewhat colder to-night.

SASKATCHEWAN: Partly cloudy to-night and Thursday, with scattered snowflurries; a little colder in northern and eastern districts.

ALBERTA: Partly cloudy to-day and Thursday, with light scattered showers or snowflurries; a little colder to-night in northern portion.

PEACE RIVER DISTRICT: Partly cloudy and a little colder to-night and Thursday, with scattered snowflurries.



Thursday, March 15, 1945

DAILY WEATHER BULLETIN

Issued by

Meteorological Division, Department of Transport, 1178 Grain Exchange, Winnipeg, Man.

(Phone 93264)

<u>STATION</u>	<u>A</u>	<u>B</u>	<u>C</u>	<u>D</u>	<u>E</u>	<u>STATION</u>	<u>A</u>	<u>B</u>	<u>C</u>	<u>D</u>	<u>E</u>
Fort St. John	31	16	.01	3.99	3.59	Saskatoon	37	31	.02	1.28	2.78
Beaverlodge	..	19	Tr.	6.54	4.79	Swift Current	44	33	-	4.22	2.78
Calgary	45	27	-	3.02	2.73	Yorkton	34	31	.24	2.13	3.55
Coronation	40	16	-	3.40	2.20	Brandon	42	32	-	2.50	3.05
Cowley	44	24	-	4.38	6.27	Dauphin	34	28	..	3.50	3.57
Edmonton	43	18	.03	3.58	3.29	Gimli	35	25	-	3.89	4.12
Fairview	34	22	-	5.41	3.88	Minnedosa	38	28	.01	1.89	3.19
Grande Prairie	34	21	Tr.	5.41	6.62	Portage la Pr.	34	29	-	3.84	3.81
Jasper	44	29	-	2.07	3.80	Rivers	39	31	Tr.	2.47	3.43
Lethbridge	49	30	-	5.03	2.61	Souris	40	32	Tr.	2.48	4.19
McMurray	37	10	.03	2.73	3.96	The Pas	30	25	Tr.	3.75	2.66
Medicine Hat	50	30	-	2.53	2.82	WINNIPEG	34	30	Tr.	3.86	4.16
Red Deer	42	11	-	1.71	3.29	Kenora	41	28	Tr.	7.63	4.98
Vulcan	45	28	-	2.75	2.32	Sioux Lookout	40	22	.02	5.52	4.77
Broadview	34	30	.05	1.81	2.99	Port Arthur	45	28	.01	9.61	4.30
Moose Jaw	37	31	.01	2.49	2.60	White River	45	17	-	8.55	7.82
N. Battleford	38	27	Tr.	1.61	1.97	North Bay	47	23	Tr.	13.06	14.70
Prince Albert	36	32	Tr.	2.07	3.32	Toronto	58	39	-	11.11	11.69
Regina	47	33	.03	2.48	1.66						

Column "A" - Highest temperature yesterday.
 "B" - Lowest temperature during last night.
 "C" - Precipitation for the 24 hours ending 7.30 a.m. C. D. T.
 "D" - Accumulated total precipitation since November 1, 1944.
 "E" - Normal precipitation November 1st to date.

WINNIPEG TEMPERATURE COMPARISONS

	<u>Maximum</u>	<u>Minimum</u>	<u>Mean</u>
March 14, 1945	34.5	29.0	31.8
Normal	24.3	3.8	14.0
March 14, 1944	16.0	-0.8	7.6
Highest on record for March 14,	47.7 in 1878		
Lowest on record for March 14,	-31.7 in 1897		


FORECASTS

MANITOBA: Cloudy and comparatively mild to-day and Friday, with occasional light snow or part rain.

SASKATCHEWAN: Cloudy and comparatively mild with occasional light rain or snow in eastern portion; generally fair and mild in western districts to-day and on Friday.

ALBERTA: Fair and comparatively mild to-day and Friday.

PEACE RIVER DISTRICT: Partly cloudy and a little colder to-day and Friday, with scattered snowflurries.



Friday, March 16, 1945

D A I L Y W E A T H E R B U L L E T I N

Issued by

Meteorological Division, Department of Transport, 1178 Grain Exchange, Winnipeg, Man.
(Phone 93264)

<u>S T A T I O N</u>	<u>A</u>	<u>B</u>	<u>C</u>	<u>D</u>	<u>E</u>	<u>S T A T I O N</u>	<u>A</u>	<u>B</u>	<u>C</u>	<u>D</u>	<u>E</u>
Fort St. John	25	11	.05	4.04	3.61	Saskatoon	37	32	.05	1.33	2.80
Beaverlodge	38	14	.02	6.56	4.83	Swift Current	44	26	-	4.22	2.80
Calgary	44	20	-	3.02	2.76	Yorkton	34	25	.60	2.73	3.57
Coronation	29	23	-	3.40	2.22	Brandon	36	26	.10	2.60	3.08
Cowley	40	15	-	4.38	6.33	Dauphin	34	30	.10	3.60	3.60
Edmonton	34	24	Tr.	3.58	3.32	Gimli	35	30	Tr.	3.89	4.15
Fairview	32	19	-	5.41	3.91	Minnedosa	32	23	.02	1.91	3.21
Grande Prairie	34	7	.01	5.44	6.67	Portage la Pr.	36	29	Tr.	3.84	3.84
Jasper	41	15	-	2.07	3.82	Rivers	34	25	.07	2.54	3.46
Lethbridge	44	26	Tr.	5.03	2.63	Scuris	39	30	Tr.	2.48	4.23
McMurray	35	14	-	2.70	4.00	The Pas	31	24	.35	4.00	2.68
Medicine Hat	47	27	-	2.53	2.84	WINNIPEG	37	28	Tr.	3.86	4.20
Red Deer	44	18	Tr.	1.71	3.31	Kenora	30	28	.13	7.76	5.02
Vulcan	42	25	Tr.	2.75	2.34	Sioux Lookout	30	29	.64	6.16	4.82
Broadview	34	21	.25	2.06	3.02	Port Arthur	36	34	1.14	10.75	4.33
Moose Jaw	47	30	.04	2.53	2.62	White River	38	34	.18	8.73	7.86
N. Battleford	35	32	Tr.	1.61	1.99	North Bay	44	38	.28	13.34	14.80
Prince Albert	34	26	.03	2.05	3.34	Toronto	63	43	.26	11.37	11.77
Regina	37	22	.26	2.74	1.68						

Column "A" - Highest temperature yesterday.
 "B" - Lowest temperature during last night.
 "C" - Precipitation for the 24 hours ending 7.30 a.m. C. D. T.
 "D" - Accumulated total precipitation since November 1, 1944.
 "E" - Normal precipitation November 1st to date.

WINNIPEG TEMPERATURE COMPARISONS

	<u>Maximum</u>	<u>Minimum</u>	<u>Mean</u>
March 15, 1945	37.2	30.5	33.8
Normal	24.9	4.4	14.6
March 15, 1944	25.5	1.8	13.6
Highest on record for March 15,		46.2 in 1914	
Lowest on record for March 15,		-33.7 in 1897	

F O R E C A S T S

MANITOBA: Partly cloudy to-night and Saturday, with scattered showers or snowflurries; not much change in temperature.

SASKATCHEWAN: Partly cloudy to-day, with light scattered showers or snowflurries in northern and eastern districts. Saturday - generally fair, with not much change in temperature.

ALBERTA: Fair to-day and Saturday, with not much change in temperature.

PEACE RIVER DISTRICT: Generally fair to-day and Saturday, with much the same temperature.

Saturday, March 17, 1945

DAILY WEATHER BULLETIN

Issued by

Meteorological Division, Department of Transport, 1178 Grain Exchange, Winnipeg, Man.

(Phone 93264)



STATION	A	B	C	D	E	STATION	A	B	C	D	E
Fort St. John	31	16	.02	4.06	3.64	Saskatoon	36	30	Tr.	1.33	2.82
Beaverlodge	41	16	-	6.56	4.86	Swift Current	34	26	-	4.22	2.83
Calgary	39	16	-	3.02	2.78	Yorkton	33	25	Tr.	2.73	3.60
Coronation	30	13	-	3.40	2.23	Brandon	48	30	-	2.60	3.10
Cowley	42	15	-	4.38	6.39	Dauphin	40	28	.02	3.62	3.62
Edmonton	33	24	Tr.	3.58	3.34	Gimli	40	29	Tr.	3.89	4.18
Fairview	38	20	-	5.41	3.95	Minnedosa	41	31	-	1.91	3.24
Grande Prairie	35	11	-	5.44	6.72	Portage la Pr.	48	28	Tr.	3.84	3.87
Jasper	43	15	-	2.07	3.84	Rivers	44	32	-	2.54	3.49
Lethbridge	46	21	-	5.03	2.65	Souris	47	30	-	2.48	4.27
McMurray	36	22	Tr.	2.70	4.03	The Pas	32	18	Tr.	4.00	2.69
Medicine Hat	47	27	-	2.53	2.86	WINNIPEG	41	30	-	3.86	4.24
Red Deer	32	24	-	1.71	3.34	Kenora	40	32	.02	7.78	5.07
Vulcan	41	22	-	2.75	2.37	Sicux Lookout	37	32	.50	6.66	4.86
Broadview	41	28	Tr.	2.06	3.05	Port Arthur	39	34	.32	11.07	4.36
Moose Jaw	37	30	-	2.53	2.64	White River	..	34	.25	8.98	7.91
N. Battleford	36	30	Tr.	1.61	2.01	North Bay	44	33	.07	13.41	14.90
Prince Albert	32	..	.02	2.07	3.37	Toronto	68	39	-	11.37	11.85
Regina	36	30	Tr.	2.74	1.69						

Column "A" - Highest temperature yesterday.
 "B" - Lowest temperature during last night.
 "C" - Precipitation for the 24 hours ending 7.30 a.m. C. D. T.
 "D" - Accumulated total precipitation since November 1, 1944.
 "E" - Normal precipitation November 1st to date.

WINNIPEG TEMPERATURE COMPARISONS

	Maximum	Minimum	Mean
March 16, 1945	41.2	28.5	34.8
Normal	25.5	5.0	15.2
March 16, 1944	30.0	10.6	20.3
Highest on record for March 16,		48.0 in 1929	
Lowest on record for March 16,		-34.5 in 1885	

FORECASTS


MANITOBA: Mostly cloudy to-day, with light scattered showers or snowflurries. Sunday - partly cloudy; not much change in temperature.

SASKATCHEWAN: Partly cloudy to-night and Sunday, with not much change in temperature.

ALBERTA: Fair to-day. Sunday - partly cloudy; light showers or snowflurries in southern districts; not much change in temperature.

PEACE RIVER DISTRICT: Partly cloudy to-day and Sunday; moderately cold to-night.

Monday, March 19, 1945



DAILY WEATHER BULLETIN

Issued by

Meteorological Division, Department of Transport, 1178 Grain Exchange, Winnipeg, Man.,
(Phone 93264)

<u>S T A T I O N</u>	<u>A</u>	<u>B</u>	<u>C</u>	<u>D</u>	<u>E</u>	<u>S T A T I O N</u>	<u>A</u>	<u>B</u>	<u>C</u>	<u>D</u>	<u>E</u>
Fort St. John	38	26	.01	4.07	3.70	Saskatoon	48	27	-	1.33	2.87
Beaverlodge	43	24	.01	6.57	4.94	Swift Current	48	30	-	4.22	2.87
Calgary	47	25	-	3.02	2.84	Yorkton	36	26	.08	2.81	3.65
Coronation	35	15	-	3.00	2.27	Brandon	36	20	Tr.	2.60	3.14
Cowley	46	31	Tr.	4.38	6.51	Dauphin	38	24	Tr.	3.62	3.68
Edmonton	36	25	Tr.	3.58	3.39	Gimli	36	24	-	3.89	4.23
Fairview	32	20	.25	5.66	4.01	Minnedosa	38	15	-	1.91	3.29
Grande Prairie	37	23	Tr.	5.44	6.83	Portage la Pr.	37	24	Tr.	3.84	3.94
Jasper	42	28	Tr.	2.07	3.88	Rivers	37	24	Tr.	2.54	3.55
Lethbridge	49	29	-	5.03	2.69	Scuris	34	24	-	2.48	4.34
McMurray	41	19	.19	2.89	4.10	The Pas	38	22	.05	4.05	2.73
Medicine Hat	53	27	-	2.53	2.90	WINNIPEG	36	26	Tr.	3.86	4.32
Red Deer	38	20	-	1.71	3.38	Kenora	37	23	-	7.78	5.15
Vulcan	47	27	-	2.75	2.41	Sioux Lookout	39	23	.11	6.77	4.95
Broadview	43	23	Tr.	2.06	3.11	Port Arthur	42	29	.10	11.17	4.42
Moose Jaw	52	28	.03	2.56	2.63	White River	42	32	.25	9.23	8.01
N. Battleford	44	29	-	1.61	2.04	North Bay	49	35	.36	13.77	15.10
Prince Albert	37	22	Tr.	2.07	3.43	Toronto	61	43	.73	12.10	12.01
Regina	47	26	.03	2.77	1.73						

Column "A" - Highest temperature yesterday.
 "B" - Lowest temperature during last night.
 "C" - Precipitation for the 48 hours ending 7.30 a.m. C. D. T.
 "D" - Accumulated total precipitation since November 1, 1944.
 "E" - Normal precipitation November 1st to date.

CORRECTION to Bulletin of March 2: Precipitation at Coronation should be .10", not .50"

WINNIPEG TEMPERATURE COMPARISONS

	<u>Maximum</u>	<u>Minimum</u>	<u>Mean</u>		<u>Maximum</u>	<u>Minimum</u>	<u>Mean</u>
March 17, 1945	34.1	29.0	32.6	March 18, 1945	36.4	21.2	28.8
Normal	26.3	5.6	16.0	Normal	27.0	6.2	16.6
March 17, 1944	7.0	-5.8	0.6	March 18, 1944	18.8	-14.4	2.2
Highest on record for March 17, 55.4 in 1938				Highest on record for Mar. 18, 58.0 in 1910			
Lowest on record for March 17, -23.7 in 1875				Lowest on record for Mar. 18, -27.6 in 1883			


F O R E C A S T S

MANITOBA: Generally fair to-day and Tuesday; scattered snowflurries in northern portion; a little milder on Tuesday.

SASKATCHEWAN: Generally fair to-day and Tuesday, with not much change in temperature.

ALBERTA: Generally fair to-day and Tuesday; light scattered showers in southern portion on Tuesday; not much change in temperature.

PEACE RIVER DISTRICT: Partly cloudy to-day and Tuesday, with light scattered showers or snowflurries; not much change in temperature.



Tuesday, March 20, 1945

DAILY WEATHER BULLETIN

Issued by

Meteorological Division, Department of Transport, 1178 Grain Exchange, Winnipeg, Man.,
(Phone 93264)

STATION	A	B	C	D	E	STATION	A	B	C	D	E
Fort St. John	46	31	.13	4.20	3.72	Saskatoon	52	34	-	1.33	2.89
Beaverlodge	47	32	Tr.	6.57	4.98	Swift Current	50	32	-	4.22	2.90
Calgary	58	24	-	3.02	2.87	Yorkton	46	29	-	2.81	3.63
Coronation	45	36	-	3.00	2.28	Brandon	54	24	-	2.61	3.17
Cowley	50	36	-	4.38	6.57	Dauphin	49	37	Tr.	3.62	3.71
Edmonton	51	34	-	3.58	3.41	Gimli	41	30	-	3.89	4.23
Fairview	47	30	.05	5.71	4.05	Minnedosa	48	24	Tr.	1.91	3.32
Grande Prairie	49	31	.02	5.46	6.88	Portage la Pr.	47	32	-	3.84	3.97
Jasper	40	34	.01	2.08	3.90	Rivers	51	30	Tr.	2.54	3.58
Lethbridge	51	33	-	5.03	2.71	Souris	52	26	Tr.	2.48	4.38
McMurray	49	31	-	2.89	2.13	The Pas	39	23	Tr.	4.05	2.75
Medicine Hat	55	36	-	2.53	2.92	WINNIPEG	43	30	-	3.86	4.36
Red Deer	50	30	-	1.71	3.41	Kenora	42	22	-	7.78	5.19
Vulcan	55	40	-	2.75	2.44	Sioux Lookout	38	10	-	6.77	4.99
Broadview	51	29	-	2.06	3.14	Port Arthur	40	16	Tr.	11.17	4.45
Moose Jaw	53	37	-	2.56	2.70	White River	38	10	Tr.	9.23	8.06
N. Battleford	48	36	-	1.61	2.06	North Bay	41	30	.11	13.88	15.20
Prince Albert	41	31	Tr.	2.07	3.45	Toronto	54	47	.69	12.79	12.09
Regina	51	28	.03	2.77	1.75						

Column "A" - Highest temperature yesterday.
 "B" - Lowest temperature during last night.
 "C" - Precipitation for the 24 hours ending 7.30 a.m. C. D. T.
 "D" - Accumulated total precipitation since November 1, 1944.
 "E" - Normal precipitation November 1st to date.

WINNIPEG TEMPERATURE COMPARISONS

	Maximum	Minimum	Mean
March 19, 1945	42.8	25.6	34.2
Normal	27.8	6.8	17.3
March 19, 1944	26.9	12.1	19.5
Highest on record for March 19,		57.2 in 1938	
Lowest on record for March 19,		-33.1 in 1899	


FORECASTS

MANITOBA: Fair to-day and Wednesday, and becoming a little milder.

SASKATCHEWAN: Fair and mild to-day and Wednesday.

ALBERTA: Generally fair and mild to-day and Wednesday; light scattered showers in extreme south-western portion.

PEACE RIVER DISTRICT: Generally fair and mild to-day and Wednesday.



DAILY WEATHER BULLETIN

Issued by

Meteorological Station, Department of Transport, 1178 Grain Exchange, Winnipeg, Man.

(Phone 93264)

STATION	A	B	C	D	E	STATION	A	B	C	D	E
Fort St. John	42	29	-	4.20	3.75	Saskatoon	58	29	-	1.33	2.91
Beaverlodge	44	22	-	6.57	5.02	Swift Current	58	37	-	4.22	2.92
Calgary	60	29	-	3.02	2.90	Yorkton	51	35	-	2.81	3.71
Coronation	54	28	-	3.00	2.30	Brandon	62	30	-	2.61	3.19
Cowley	55	37	-	4.38	6.62	Dauphin	56	40	-	3.62	3.71
Edmonton	47	35	Tr.	3.58	3.43	Gimli	54	35	-	3.89	4.28
Fairview	44	22	-	5.71	4.08	Minnedosa	58	34	-	1.91	3.35
Grande Prairie	43	23	-	5.46	6.93	Portage la Pr.	63	33	-	3.84	4.01
Jasper	41	23	.03	2.11	3.92	Rivers	59	34	-	2.54	3.61
Lethbridge	58	32	-	5.03	2.73	Souris	61	37	-	2.48	4.42
McMurray	50	27	-	2.89	4.16	The Pas	52	27	-	4.05	2.77
Medicine Hat	62	30	-	2.53	2.94	WINNIPEG	55	37	-	3.86	4.40
Red Deer	52	31	Tr.	1.71	3.43	Kenora	47	36	-	7.78	5.23
Vulcan	59	29	-	2.75	2.47	Sioux Lookout	50	30	-	6.77	5.03
Broadview	62	34	-	2.06	3.17	Port Arthur	47	20	-	11.17	4.48
Moose Jaw	65	35	-	2.56	2.72	White River	42	10	-	9.23	8.11
N. Battleford	53	32	-	1.61	2.08	North Bay	38	25	-	13.88	15.30
Prince Albert	54	..	-	2.07	3.48	Toronto	47	37	.52	13.31	12.17
Regina	63	30	Tr.	2.77	1.77						

Column "A" - Highest temperature yesterday.
 "B" - Lowest temperature during last night.
 "C" - Precipitation for the 24 hours ending 7.30 a.m. C. D. T.
 "D" - Accumulated total precipitation since November 1, 1944.
 "E" - Normal precipitation November 1st to date.

WINNIPEG TEMPERATURE COMPARISONS

	Maximum	Minimum	Mean
March 20, 1945	55.2	30.4	42.8
Normal	23.6	7.5	18.0
March 20, 1944	28.3	6.9	17.6


Highest on record for March 20, 57.0 in 1878
 Lowest on record for March 20, -33.1 in 1899

FORECASTS

MANITOBA: Partly cloudy and mild to-day and Thursday.

SASKATCHEWAN and ALBERTA: Generally fair to-day and Thursday; not much change in temperature.

PEACE RIVER DISTRICT: Fair to-day and Thursday; not much change in temperature.



Thursday, March 22, 1945

DAILY WEATHER BULLETIN

Issued by

Meteorological Division, Department of Transport, 1178 Grain Exchange, Winnipeg, Man.

(Phone 93264)

STATION	A	B	C	D	E	STATION	A	B	C	D	E
Fort St. John	40	29	-	4.20	3.78	Saskatoon	51	27	-	1.33	2.93
Beaverlodge	47	28	-	6.57	5.06	Swift Current	56	27	-	4.22	2.95
Calgary	47	28	.10	3.12	2.93	Yorkton	58	32	-	2.81	3.74
Coronation	44	29	-	3.00	2.33	Brandon	70	30	-	2.61	3.21
Cowley	46	31	.05	4.43	6.69	Dauphin	66	37	Tr.	3.62	3.76
Edmonton	47	32	-	3.58	3.46	Gimli	59	37	Tr.	3.89	4.30
Fairview	43	24	-	5.71	4.12	Minnedosa	67	34	-	1.91	3.38
Grande Prairie	43	24	-	5.46	6.98	Portage la Pr.	65	37	-	3.84	4.04
Jasper	46	32	-	2.11	3.94	Rivers	67	34	Tr.	2.54	3.64
Lethbridge	50	26	-	5.03	2.75	Souris	68	35	-	2.48	4.46
McMurray	51	24	-	2.89	4.19	The Pas	54	29	Tr.	4.05	2.78
Medicine Hat	51	28	-	2.53	2.95	WINNIPEG	63	36	-	3.86	4.44
Red Deer	46	30	Tr.	1.71	3.45	Kenora	52	37	-	7.78	5.27
Vulcan	47	32	Tr.	2.75	2.50	Sicoux Lookout	54	39	-	6.77	5.03
Broadview	65	29	.01	2.07	3.20	Port Arthur	53	32	-	11.17	4.51
Moose Jaw	67	26	-	2.56	2.74	White River	46	26	-	9.23	8.16
N. Battleford	46	29	-	1.61	2.09	North Bay	41	23	-	13.88	15.40
Prince Albert	40	24	-	2.07	3.52	Toronto	46	34	-	13.31	12.25
Regina	64	26	Tr.	2.77	1.79						

Column "A" - Highest temperature yesterday.
 "B" - Lowest temperature during last night.
 "C" - Precipitation for the 24 hours ending 7.30 a.m. C. D. T.
 "D" - Accumulated total precipitation since November 1, 1944.
 "E" - Normal precipitation November 1st to date.

WINNIPEG TEMPERATURE COMPARISONS

	Maximum	Minimum	Mean
March 21, 1945	63.3	37.0	50.2
Normal	29.3	8.2	18.8
March 21, 1944	31.5	14.8	23.2
Highest on record for March 21, 63.3 in 1945			
Lowest on record for March 21, -20.0 in 1885			

FORECASTS

MANITOBA and SASKATCHEWAN: Fair and mild to-day and Friday.

ALBERTA and PEACE RIVER DISTRICT: Generally fair and mild to-day and Friday.



Friday, March 23, 1945

LIBRARY WEATHER BULLETIN

Issued by

Meteorological Division, Department of Transport, 1178 Grain Exchange, Winnipeg, Man.
(Phone 93264)

STATION	A	B	C	D	E	STATION	A	B	C	D	E
Fort St. John	44	28	-	4.20	3.80	Saskatoon	57	35	-	1.33	2.95
Beaverlodge	47	25	-	6.57	5.10	Swift Current	61	34	-	4.22	2.97
Calgary	57	34	-	3.12	2.96	Yorkton	46	31	-	2.81	3.77
Coronation	57	32	-	3.00	2.35	Brandon	59	30	-	2.61	3.23
Cowley	54	28	-	4.43	6.75	Dauphin	50	28	-	3.62	3.79
Edmonton	48	27	-	3.58	3.48	Gimli	55	29	-	3.89	4.33
Fairview	44	24	-	5.71	4.15	Minnedosa	54	32	-	1.91	3.41
Grande Prairie	41	27	-	5.46	7.03	Portage la Pr.	53	29	-	3.84	4.08
Jasper	71	27	-	2.25	3.96	Rivers	54	33	-	2.54	3.67
Lethbridge	63	33	-	5.03	2.77	Souris	56	32	-	2.48	4.50
McMurray	50	24	-	2.89	4.23	The Pas	54	29	-	4.05	2.80
Medicine Hat	65	31	-	2.53	2.97	WINNIPEG	54	31	-	3.86	4.48
Red Deer	53	30	-	1.71	3.48	Kenora	61	33	-	7.78	5.31
Vulcan	58	34	-	2.75	2.53	Sioux Lookout	56	36	Tr.	6.77	5.12
Broadview	57	30	-	2.07	3.23	Port Arthur	52	27	-	11.17	4.53
Moose Jaw	62	35	-	2.56	2.76	White River	44	23	-	9.23	8.20
N. Battleford	56	36	-	1.61	2.11	North Bay	46	32	-	13.88	15.50
Prince Albert	52	34	Tr.	2.07	3.55	Toronto	48	33	-	13.31	12.33
Regina	61	38	-	2.77	1.81						

- Column "A" - Highest temperature yesterday.
- "B" - Lowest temperature during last night.
- "C" - Precipitation for the 24 hours ending 7.30 a.m. C. D. T.
- "D" - Accumulated total precipitation since November 1, 1944.
- "E" - Normal precipitation November 1st to date.


CORRECTION to Bulletin of March 10: Precipitation at Jasper should be .15" instead of .01"

WINNIPEG TEMPERATURE COMPARISONS

	Maximum	Minimum	Mean
March 22, 1945	53.8	34.7	44.2
Normal	29.9	8.9	19.4
March 22, 1944	39.8	20.7	30.2
Highest on record for March 22,	64.5 in 1878		
Lowest on record for March 22,	-25.9 in 1888		

FORECASTS

- MANITOBA: Fair to-day. Saturday - fresh winds; partly cloudy, with light scattered showers or snowflurries; not much change in temperature.
- SASKATCHEWAN: Generally fair and mild to-day and Saturday; probably light showers in south-eastern portion on Saturday.
- ALBERTA and PEACE RIVER DISTRICT: Fair to-day and Saturday; not much change in temperature.



DAILY WEATHER BULLETIN

Issued by

Meteorological Station, Department of Transport, 1178 Grain Exchange, Winnipeg, Man.
(Phone 93264)

STATION	A	B	C	D	E	STATION	A	B	C	D	E
Fort St. John	43	24	-	4.20	3.82	Saskatoon	62	33	-	1.33	2.9
Beaverlodge	50	23	Tr.	6.57	5.14	Swift Current	66	33	-	4.22	3.00
Calgary	48	33	Tr.	3.12	2.99	Yorkton	55	31	-	2.29	3.79
Coronation	54	35	-	3.00	2.38	Brandon	60	38	-	2.61	3.25
Cowley	..	32	.13	4.56	6.81	Dauphin	55	30	-	3.62	3.82
Edmonton	41	30	-	3.58	3.50	Gimli	51	36	-	3.89	4.36
Fairview	49	23	-	5.71	4.18	Minnedosa	54	38	-	1.91	3.44
Grande Prairie	45	27	Tr.	5.46	7.07	Portage la Pr.	61	38	-	3.84	4.11
Jasper	44	29	-	2.25	3.98	Rivers	55	38	-	2.54	3.70
Lethbridge	53	36	.30	5.33	2.79	Souris	59	34	-	2.48	4.53
McMurray	52	28	-	2.89	4.26	The Pas	50	29	-	4.05	2.82
Medicine Hat	55	38	-	2.53	2.99	WINNIPEG	61	42	-	3.86	4.52
Red Deer	48	34	.01	1.72	3.50	Kenora	50	40	.06	7.84	5.35
Vulcan	46	33	.03	2.78	2.56	Sioux Lookout	54	36	-	6.77	5.16
Broadview	60	32	-	2.07	3.26	Port Arthur	51	31	-	11.17	4.58
Moose Jaw	68	34	-	2.56	2.79	White River	53	20	-	9.23	3.25
N. Battleford	56	35	-	1.61	2.13	North Bay	50	32	-	13.88	15.61
Prince Albert	55	31	-	2.07	3.58	Toronto	51	39	-	13.31	12.11
Regina	69	38	-	2.77	1.83						

Column "A" - Highest temperature yesterday.
 "B" - Lowest temperature during last night.
 "C" - Precipitation for the 24 hours ending 7.30 a.m. C. D. T.
 "D" - Accumulated total precipitation since November 1, 1944.
 "E" - Normal precipitation November 1st to date.

CORRECTION to Bulletin of March 16: Precipitation at Yorkton should be .06", not .60"

WINNIPEG TEMPERATURE COMPARISONS

	Maximum	Minimum	Mean
March 23, 1945	60.7	30.4	45.6
Normal	30.4	9.7	20.0
March 23, 1944	38.6	25.4	32.0
Highest on record for March 23,	73.0		in 1910
Lowest on record for March 23,	-21.0		in 1899

FORECASTS

MANITOBA: Fresh winds; mostly cloudy to-night and Sunday, with light scattered showers or snowflurries and not quite so mild.

SASKATCHEWAN: Partly cloudy to-night and Sunday, with light scattered showers or snowflurries; not much change in temperature.

ALBERTA: Partly cloudy to-day and Sunday, with light scattered showers and not much change in temperature.


PEACE RIVER DISTRICT: Fair to-day and Sunday, with much the same temperature.

Monday, March 26, 1945

DAILY WEATHER BULLETIN

Issued by

Meteorological Division, Department of Transport, 1178 Grain Exchange, Winnipeg, Man.,
(Phone 93264)



S T A T I O N			C	D	E	S T A T I O N			A	B	C	D	E
Fort St. John	..	29	-	4.20	3.88	Saskatoon	54	30	-	1.33	3.02		
Beaverlodge	..	29	-	6.57	5.21	Swift Current	51	36	-	4.22	3.05		
Calgary	53	35	Tr.	3.12	3.05	Yorkton	52	31	.43	2.72	3.85		
Coronation	52	28	-	3.00	2.42	Brandon	50	38	.92	3.53	3.30		
Cowley	36	21	Tr.	4.56	6.92	Dauphin	49	33	1.17	4.79	3.88		
Edmonton	50	36	.03	3.61	3.55	Gimli	49	39	1.38	5.27	4.41		
Fairview	37	25	-	5.71	4.25	Minnedosa	52	36	.77	2.68	3.50		
Grande Prairie	39	30	-	5.46	7.15	Portage la Pr.	48	41	1.05	4.89	4.13		
Jasper	47	29	-	2.25	4.02	Rivers	51	37	.49	3.03	3.76		
Lethbridge	54	30	.02	5.35	2.83	Souris	49	38	1.16	3.64	4.60		
McMurray	47	33	Tr.	2.89	4.32	The Pas	57	29	-	4.05	2.86		
Medicine Hat	58	2.53	3.03	WINNIPEG	58	45	1.73	5.59	4.60		
Red Deer	49	34	Tr.	1.72	3.55	Kenora	55	46	.12	7.96	5.41		
Vulcan	53	33	Tr.	2.78	2.62	Sioux Lookout	53	42	.11	6.88	5.25		
Broadview	48	33	.43	2.50	3.32	Port Arthur	45	38	.48	11.65	4.65		
Moose Jaw	53	37	.13	2.69	2.84	White River	64	39	-	9.23	8.35		
N. Battleford	52	32	-	1.61	2.16	North Bay	65	47	-	13.88	15.82		
Prince Albert	51	2.07	3.65	Toronto	61	41	-	13.31	12.57		
Regina	49	37	.06	2.83	1.87								

Column "A" - Highest temperature yesterday.
 "B" - Lowest temperature during last night.
 "C" - Precipitation for the 48 hours ending 7.30 a.m. C. D. T.
 "D" - Accumulated total precipitation since November 1, 1944.
 "E" - Normal precipitation November 1st to date.

		WINNIPEG			TEMPERATURE COMPARISONS				
		Maximum	Minimum	Mean			Maximum	Minimum	Mean
March 24, 1945		64.0	41.9	53.0	March 25, 1945		57.5	45.7	51.6
Normal		30.9	10.4	20.7	Normal		31.4	11.0	21.2
March 24, 1944		17.8	11.5	14.6	March 25, 1944		17.2	0.2	8.7
Highest on record for March 24, 64.0 in 1945					Highest on record for March 25, 57.5 in 1945				
Lowest on record for March 24, -24.3 in 1882					Lowest on record for Mar. 25, -25.0 in 1923				

F O R E C A S T S

MANITOBA: Fresh to strong winds to-day, with occasional rain in southern portion, and light showers or snowflurries in northern districts. Tuesday - cloudy with scattered showers or snowflurries and somewhat cooler in southern portion.

SASKATCHEWAN: Mostly cloudy to-day and Tuesday, with scattered showers or snowflurries, chiefly in eastern districts; not much change in temperature.

ALBERTA and PEACE RIVER DISTRICT: Partly cloudy to-night and Tuesday, with not much change in temperature.

Tuesday, March 27, 1945

D A I L Y W E A T H E R B U L L E T I N

Issued by

Meteorological Division, Department of Transport, 1178 Grain Exchange, Winnipeg, Man.

(Phone 93264)


<u>S T A T I O N</u>	<u>A</u>	<u>B</u>	<u>C</u>	<u>D</u>	<u>E</u>	<u>S T A T I O N</u>	<u>A</u>	<u>B</u>	<u>C</u>	<u>D</u>	<u>E</u>
Fort St. John	50	33	-	4.20	3.91	Saskatoon	36	28	.02	1.35	3.05
Beaverlodge	49	25	-	6.57	5.25	Swift Current	45	26	.06	4.28	3.08
Calgary	48	23	-	3.12	3.08	Yorkton25	2.97	3.83
Coronation	48	29	Tr.	3.00	2.45	Brandon	40	34	.70	4.23	3.33
Cowley	47	18	-	4.56	6.97	Dauphin	33	28	2.05	6.84	3.90
Edmonton	43	24	.07	3.68	3.57	Gimli	47	39	.77	6.04	4.44
Fairview	46	25	-	5.71	4.28	Minnedosa	38	31	.61	3.29	3.53
Grande Prairie	46	26	-	5.46	7.19	Portage la Pr.	51	39	.80	5.93	4.21
Jasper	50	22	-	2.25	4.04	Rivers	38	30	.42	3.45	3.79
Lethbridge	45	32	Tr.	5.35	2.85	Souris	38	34	1.72	5.36	4.63
McMurray	45	23	Tr.	2.89	4.35	The Pas	33	21	.25	4.30	2.83
Medicine Hat	54	36	.01	2.54	3.05	WINNIPEG	54	35	.66	6.25	4.64
Red Deer	43	23	Tr.	1.72	3.57	Kenora	54	37	.49	8.45	5.48
Vulcan	43	27	-	2.78	2.65	Sioux Lookout	48	41	.17	7.05	5.30
Broadview	41	20	.33	2.83	3.35	Port Arthur	50	37	.08	11.73	4.69
Moose Jaw	37	24	.24	2.93	2.86	White River	66	37	-	9.23	8.40
N. Battleford	45	31	-	1.61	2.18	North Bay	75	49	.04	13.92	15.93
Prince Albert	36	27	.17	2.24	3.68	Toronto	66	52	-	13.31	12.65
Regina	48	23	.40	3.23	1.89						

Column "A" - Highest temperature yesterday.
 "B" - Lowest temperature during last night.
 "C" - Precipitation for the 24 hours ending 7.30 a.m. C. D. T.
 "D" - Accumulated total precipitation since November 1, 1944.
 "E" - Normal precipitation November 1st to date.

Correction to Bulletin of March 26: Precipitation at Portage la Pr. 1.29" instead of 1.05"

WINNIPEG TEMPERATURE COMPARISONS

	<u>Maximum</u>	<u>Minimum</u>	<u>Mean</u>
March 26, 1945	53.8	44.9	49.4
Normal	31.9	11.6	21.8
March 26, 1944	23.8	-1.9	11.0
Highest on record for March 26,		63.2 in 1928	
Lowest on record for March 26,		-23.5 in 1904	




F O R E C A S T S

MANITOBA: Cloudy and a little colder to-night and part of Wednesday, with occasional snow or part sleet.

SASKATCHEWAN: Cloudy and cool to-day, with occasional snow or part rain. Wednesday - partly cloudy and cool; snowflurries at first in eastern portion. Thursday - somewhat milder.

ALBERTA: Fair to-night and Wednesday; becoming somewhat milder on Wednesday.

PEACE RIVER DISTRICT: Fair to-day and Wednesday, and becoming a little milder.



Wednesday, March 28, 1945

DAILY WEATHER BULLETIN

Issued by

Meteorological Division, Department of Transport, 1178 Grain Exchange, Winnipeg, Man.,
(Phone 93264)

<u>STATION</u>	<u>A</u>	<u>B</u>	<u>C</u>	<u>D</u>	<u>E</u>	<u>STATION</u>	<u>A</u>	<u>B</u>	<u>C</u>	<u>D</u>	<u>E</u>
Fort St. John	46	32	-	4.20	3.94	Saskatoon	42	29	-	1.35	3.07
Beaverlodge	44	32	-	6.57	5.29	Swift Current	42	28	-	4.28	3.11
Calgary	54	34	-	3.12	3.11	Yorkton	..	27	.10	3.07	3.90
Coronation	50	26	-	3.00	2.47	Brandon	36	26	.22	4.45	3.95
Cowley	53	35	-	4.56	7.02	Dauphin	30	24	.25	7.19	3.93
Edmonton	53	25	-	3.68	3.59	Gimli	43	27	.28	6.32	4.47
Fairview	44	31	-	5.71	4.31	Minnedosa	36	24	.11	3.40	3.56
Grande Prairie	45	34	-	5.46	7.23	Portage la Pr.	40	26	.19	6.12	4.24
Jasper	51	32	-	2.25	4.06	Rivers	33	23	.06	3.51	3.82
Lethbridge	55	37	-	5.35	2.87	Souris	33	25	.08	4.67	4.66
McMurray	53	22	-	2.89	4.38	The Pas	27	22	.18	4.48	2.90
Medicine Hat	55	26	Tr.	2.54	3.07	WINNIPEG	40	27	.14	6.39	4.68
Red Deer	51	23	-	1.72	3.59	Kenora	44	30	.08	8.53	5.52
Vulcan	53	31	-	2.78	2.68	Sioux Lookout	49	32	.13	7.18	5.35
Broadview	27	22	.08	2.91	3.38	Port Arthur	54	31	.02	11.75	4.72
Moose Jaw	36	27	.20	3.13	2.89	White River	65	46	.09	9.32	8.45
N. Battleford	47	31	-	1.61	2.20	North Bay	61	49	Tr.	13.92	16.04
Prince Albert	36	27	.20	2.44	3.71	Toronto	74	47	-	13.31	12.74
Regina	28	24	.04	3.27	1.91						

Column "A" - Highest temperature yesterday.
 "B" - Lowest temperature during last night.
 "C" - Precipitation for the 24 hours ending 7.30 a.m. C. D. T.
 "D" - Accumulated total precipitation since November 1, 1944.
 "E" - Normal precipitation November 1st to date.

CORRECTION to Bulletin of March 26: Precipitation at Gimli should be 1.63", not 1.38"
 CORRECTION to Bulletin of March 27: Precipitation at Souris should be .95", not 1.72"

WINNIPEG TEMPERATURE COMPARISONS

	<u>Maximum</u>	<u>Minimum</u>	<u>Mean</u>
March 27, 1945	39.8	32.5	36.2
Normal	32.4	12.2	22.3
March 27, 1944	22.5	15.5	19.0
Highest on record for March 27,		62.2 in 1938	
Lowest on record for March 27,		-18.0 in 1881	

FORECASTS

MANITOBA: Mostly cloudy and rather cold to-day, with snowflurries. Thursday - partly cloudy and cool.
 SASKATCHEWAN: Generally fair; cool to-night. Thursday - fair and becoming a little milder.
 ALBERTA: Fair to-day and Thursday, and becoming a little milder.
 PEACE RIVER DISTRICT: Partly cloudy to-day and Thursday, with not much change in temperature.



Thursday, March 29, 1945

DAILY WEATHER BULLETIN

Issued by

Meteorological Division, Department of Transport, 1178 Grain Exchange, Winnipeg, Man.,
(Phone 93264)

<u>STATION</u>	<u>A</u>	<u>B</u>	<u>C</u>	<u>D</u>	<u>E</u>	<u>STATION</u>	<u>A</u>	<u>B</u>	<u>C</u>	<u>D</u>	<u>E</u>
Fort St. John	44	28	Tr.	4.20	3.97	Saskatoon	56	29	-	1.35	3.09
Beaverlodge	42	23	-	6.57	5.32	Swift Current	54	28	-	4.28	3.14
Calgary	49	22	.08	3.20	3.13	Yorkton	38	29	-	3.07	3.93
Coronation	52	28	-	3.00	2.50	Brandon	40	26	-	4.45	3.38
Cowley	51	27	Tr.	4.56	7.07	Dauphin	34	27	Tr.	7.19	3.95
Edmonton	52	27	-	3.68	3.62	Gimli	32	29	.06	6.38	4.49
Fairview	42	22	-	5.71	4.34	Minnedosa	34	28	-	3.40	3.60
Grande Prairie	42	27	-	5.46	7.27	Portage la Pr.	36	26	.04	6.16	4.23
Jasper	48	19	Tr.	2.25	4.08	Rivers	39	25	Tr.	3.51	3.85
Lethbridge	53	33	.01	5.36	2.89	Souris	41	29	Tr.	4.77	4.69
McMurray	51	32	-	2.89	4.41	The Pas	39	24	Tr.	4.48	2.92
Medicine Hat	58	28	-	2.54	3.09	WINNIPEG	34	30	.07	6.46	4.72
Red Deer	52	23	-	1.72	3.61	Kenora	34	28	.02	8.55	5.56
Vulcan	52	26	.06	2.84	2.71	Sioux Lookout	36	28	.11	7.29	5.40
Broadview	44	29	-	2.91	3.41	Port Arthur	50	35	-	11.75	4.75
Moose Jaw	52	30	-	3.13	2.91	White River	50	31	.05	9.37	8.51
N. Battleford	53	31	-	1.61	2.22	North Bay	66	35	-	13.92	16.16
Prince Albert	48	27	-	2.44	3.75	Toronto	73	53	-	13.31	12.82
Regina	46	25	-	3.27	1.93						

Column "A" - Highest temperature yesterday.
 "B" - Lowest temperature during last night.
 "C" - Precipitation for the 24 hours ending 7.30 a.m. C. D. T.
 "D" - Accumulated total precipitation since November 1, 1944.
 "E" - Normal precipitation November 1st to date.


CORRECTION to Bulletin of March 28: Precipitation at Souris should be .18" instead of .08"

WINNIPEG TEMPERATURE COMPARISONS

	<u>Maximum</u>	<u>Minimum</u>	<u>Mean</u>
March 28, 1945	33.5	27.4	30.4
Normal	33.0	12.9	23.0
March 28, 1944	20.8	9.8	15.3
Highest on record for March 28,	66.2 in 1938		
Lowest on record for March 28,	-24.1 in 1887		

F O R E C A S T S

MANITOBA: Partly cloudy and cool to-day. Friday - fair and cool, followed by slowly rising temperature.
 SASKATCHEWAN: Fair to-day and Friday; cool to-night.
 ALBERTA: Fair and cool to-night. Friday - fair and becoming a little milder.
 PEACE RIVER DISTRICT: Fair to-day and Friday; a little milder on Friday.



Saturday, March 31, 1945

DAILY WEATHER BULLETIN

Issued by

Meteorological Division, Department of Transport, 1178 Grain Exchange, Winnipeg, Man.,
(Phone 93264)

STATION	A	B	C	D	E	STATION	A	B	C	D	E
Fort St. John	42	28	Tr.	4.20	4.03	Saskatoon	56	21	-	1.35	3.15
Beaverlodge	44	24	.05	6.62	5.39	Swift Current	50	31	Tr.	4.28	3.19
Calgary	53	26	.30	3.50	3.19	Yorkton	48	31	Tr.	3.07	3.96
Coronation	44	25	-	3.00	2.55	Brandon	50	26	Tr.	4.45	3.43
Cowley	58	28	.66	5.22	7.17	Dauphin	38	34	Tr.	7.19	4.01
Edmonton	48	27	-	3.68	3.67	Gimli	48	30	.06	6.44	4.55
Fairview	42	25	.06	5.77	4.40	Minnedosa	48	29	Tr.	3.40	3.66
Grande Prairie	42	28	.04	5.50	7.93	Portage la Pr.	47	32	.05	6.21	4.34
Jasper	47	27	-	2.25	4.12	Rivers	54	25	.05	3.56	3.91
Lethbridge	60	30	.16	5.52	2.93	Souris	53	29	-	4.77	4.74
McMurray	48	22	Tr.	2.89	4.47	The Pas	47	29	.25	4.73	2.96
Medicine Hat	58	32	.10	2.64	3.13	WINNIPEG	48	32	.10	6.56	4.79
Red Deer	43	29	.03	1.75	3.65	Kenora	49	28	.19	8.74	5.64
Vulcan	58	28	.02	2.86	2.77	Sioux Lookout	53	33	.13	7.42	5.50
Broadview	51	21	Tr.	2.91	3.47	Port Arthur	53	29	.06	11.81	4.81
Moose Jaw	52	31	.03	3.13	2.97	White River	44	..	-	9.37	8.60
N. Battleford	51	27	Tr.	1.61	2.27	North Bay	55	30	Tr.	13.92	16.37
Prince Albert	53	..	-	2.44	3.81	Toronto	63	44	.16	13.47	12.93
Regina	48	29	-	3.27	1.97						

Column "A" - Highest temperature yesterday.
 "B" - Lowest temperature during last night.
 "C" - Precipitation for the 48 hours ending 7.30 a.m. C. D. T.
 "D" - Accumulated total precipitation since November 1, 1944.
 "E" - Normal precipitation November 1st to date.

WINNIPEG TEMPERATURE COMPARISONS

	Maximum	Minimum	Mean		Maximum	Minimum	Mean
March 29, 1945	38.5	29.6	34.0	March 30, 1945	47.6	29.3	38.4
Normal	33.6	13.7	23.6	Normal	34.4	14.5	24.4
March 29, 1944	25.9	11.2	18.6	March 30, 1944	30.5	6.6	18.6
Highest on record for Mar.29,	63.5	in 1918		Highest on record for Mar.30,	57.9	in 1918	
Lowest on record for Mar.29,	-10.0	in 1883		Lowest on record for Mar.30,	-20.3	in 1882	

FORECASTS

MANITOBA and SASKATCHEWAN: Partly cloudy and a little colder to-night and Sunday, with scattered snowflurries.

ALBERTA: Partly cloudy and a little cooler to-day and Sunday, with light snowfalls or snowflurries, chiefly in southern portion.

PEACE RIVER DISTRICT: Partly cloudy and a little colder to-day and Sunday, with scattered snowflurries.