



Livestock, Hay, & Grain
Market News
Moses Lake, WA
(509)765-3611

Jack Getz, Greg Sanders, Lance Cline,
Lisa Whitney & Robin Castro

For week ending February 20, 2009
Volume 12 No. 02-03

National Hay, Feed & Seed Weekly Summary

CALIFORNIA HAY: Tons FOB: 9,208; Last Week: 5,460; Last Year: 13,582; Tons Delivered: 9,540; Last Week: 5,050; Last Year: 7,650; Year to Date FOB: 82,615; Last Week: 73,407; Last Year: 167,731; YTD Del: 52,635; Last Week: 43,095; Last Year: 103,205.

NORTHERN CALIFORNIA HAY			
Tons FOB Barn/Stack: 2,050; Tons Delivered: 3,160; Premium and Supreme Alfalfa steady to weak. Demand remains light and supply light. Fair and Good Alfalfa steady to weak. Demand very light and supply moderate. Retail and stable hay steady. Demand light to moderate and supply moderate. Rain and snow over most of the areas this past week, however there were a few areas that didn't get much of anything. Another front is suppose to move through this coming weekend and into next week.			

TYPE, QUALITY	TON	RANGE	AVG
---------------	-----	-------	-----

SACRAMENTO VALLEY - FOB PRICES			
Alfalfa Domestic Cattle			
Supreme	75	170.00	170.00
Premium	25	190.00	190.00
Fair	50	135.00	135.00
Alfalfa Retail/light<110 lb bales			
Premium	350	200.00-230.00	210.71
Forage-Three Way Mix Retail/light<110 lb bales			
Premium	25	200.00	200.00
Oat Domestic Cattle			
Premium	25	180.00	180.00
Oat Retail/light<110 lb bales			
Premium	25	175.00	175.00
Orchard Retail/light<110 lb bales			
Premium	125	210.00-220.00	218.00
Rice Straw Erosion control Small square, per bale			
Good	75	2.00	2.00
Wheat Straw Retail/light<110 lb bales Small square, per bale			
Premium	200	4.25-4.50	4.38

NORTHERN - INTERMOUNTAIN AREAS - FOB PRICES			
Alfalfa (Organic) Domestic Cattle			
Premium	25	235.00	235.00
Fair	125	200.00-220.00	216.00
Alfalfa Domestic Cattle			
Supreme	100	180.00	180.00
Premium	50	170.00	170.00
Good	50	145.00	145.00
Fair	150	125.00	125.00
Meadow Grass Retail/light<110 lb bales			
Premium	25	220.00	220.00
Timothy Retail/light<110 lb bales			
Premium	25	260.00	260.00
Good/Premium	125	240.00	240.00

PETALUMA - DELIVERED PRICES			
Alfalfa (Organic) Domestic Cattle			
Good	100	208.00	208.00
Alfalfa Domestic Cattle			
Supreme	150	215.00-255.00	235.00
Premium	50	245.00-250.00	247.50
Fair	150	180.00-190.00	186.67

TYPE, QUALITY	TON	RANGE	AVG
---------------	-----	-------	-----

ESCALON-MERCED-MODESTO-TURLOCK - DEL. PRICES

Alfalfa Domestic Cattle			
Supreme	585	182.00-215.00	189.62
Premium/ Supreme	25	220.00	220.00
Good	1,100	150.00-168.00	158.91
Fair	450	145.00-155.00	147.17
Alfalfa Retail/light<110 lb bales			
Premium	50	230.00-240.00	235.00
Beardless Wheat Domestic Cattle			
Good	200	100.00-115.00	110.00
Sudan Domestic Cattle			
Good	100	112.00-114.00	113.00

TRACY-PATTERSON-STOCKTON - FOB PRICES

Alfalfa Domestic Cattle			
Supreme	25	200.00	200.00
Good	200	135.00	135.00
Fair	125	130.00-140.00	132.00

NORTHERN CA Other hay: 200 Tons: Escalon - Merced - Modesto - Turlock: Domestic Cattle Supreme Alfalfa rain damage 200 tons 160.00 Delivered.

CENTRAL CALIFORNIA HAY

Tons FOB Barn/Stack: 2,815; Tons Delivered: 4,955; Premium and Supreme Alfalfa steady to weak. Demand light and supply light, however seeing few loads of new hay coming up out of Imperial Valley. Fair and Good Alfalfa steady to weak in very limited test. Demand very light and supply moderate. Retail and stable hay 5.00-10.00 lower in light test. Demand light and supply moderate. Rain moved through the areas this past week with possibly more rain over the weekend and on into next week.

SOUTH-CENTRAL COASTAL AREAS DEL. PRICES

Alfalfa Domestic Cattle			
Good	100	160.00	160.00
Alfalfa Retail/light<110 lb bales			
Premium	175	270.00-280.00	271.43
Good/Premium	100	250.00	250.00
Forage Mix Retail/light<110 lb bales			
Premium	125	270.00-300.00	276.00
Oat Retail/light<110 lb bales			
Premium	25	250.00	250.00
Orchard Retail/light<110 lb bales			
Premium	50	375.00	375.00
Timothy Retail/light<110 lb bales			
Good/Premium	125	300.00	300.00

HANFORD-CORCORAN-TULARE-VISALIA - FOB PRICES

No New Sales Confirmed.

Central CA continued from page 1:

TYPE, QUALITY	TON	RANGE	AVG
WESTERN FRESNO-MADERA-FIREBAUGH - FOB PRICES			
Alfalfa Stable/heavy>115 lb bales			
Good/Premium	125	150.00	150.00

KERN COUNTY - FOB PRICES			
Alfalfa Domestic Cattle			
Fair/Good	450	135.00	135.00
Alfalfa Retail/light<110 lb bales			
Premium	50	230.00	230.00
Good/Premium	50	170.00	170.00
Alfalfa Stable/heavy>115 lb bales			
Good/Premium	50	190.00	190.00
Forage-Three Way Mix Retail/light<110 lb bales			
Premium	50	220.00	220.00

LOS BANOS - DOS PALOS - MERCED FOB PRICES			
Alfalfa (Organic)Domestic Cattle			
Good	100	158.00	158.00
Alfalfa Domestic Cattle			
Supreme	260	170.00-180.00	176.15
Premium/ Supreme	500	135.00	135.00
Good	900	145.00	145.00
Fair	80	135.00	135.00
Beardless Wheat Domestic Cattle			
Good	100	100.00	100.00

TULARE-VISALIA-HANFORD-BAKERSFIELD - DEL. PRICES			
Alfalfa Domestic Cattle			
Supreme	225	185.00-190.00	187.22
Premium/Supreme	680	170.00	170.00
Good	50	160.00	160.00
Alfalfa Retail/light<110 lb bales			
Premium	50	240.00	240.00
Oat Domestic Cattle			
Good	100	125.00	125.00
Sudan Domestic Cattle			
Fair	150	105.00	105.00

CENTRAL CA other hay: 3,100 Tons: Los Banos-Dos Palos-Merced: Domestic Cattle Fair Alfalfa grassy 100 tons 125.00 FOB. Tulare-Visalia-Hanford-Bakersfield: Domestic Cattle Premium/Supreme Alfalfa contracted 3,000 tons 155.00 Delivered.

SOUTHERN CALIFORNIA HAY			
Tons FOB Barn/Stack: 4,343; Tons Delivered: 1,425; Premium and Supreme Alfalfa steady in light test. Demand light and supply light to moderate as producers will be laying down quite a bit of new crop hay this weekend and on into next week. Fair and Good Alfalfa steady to weak in limited test. Demand very light and supply moderate. Retail and Stable hay steady to weak. Demand light and supply moderate.			

ANTELOPE VALLEY-MOJAVE DESERT- FOB PRICES			
Alfalfa Retail/light<110 lb bales			
Premium	200	240.00-250.00	245.00
Forage Four-Way Mix Retail/light<110 lb bales			
Premium	100	260.00-275.00	263.75
Forage Three-Way Mix Retail/light<110 lb bales			
Premium	225	240.00-250.00	245.00
Good/Premium	100	220.00	220.00

TYPE, QUALITY	TON	RANGE	AVG
BLYTHER-PARKER - FOB PRICES			
Alfalfa Retail/light<110 lb bales			
Premium	175	190.00-200.00	195.71
Good/Premium	25	170.00	170.00
Alfalfa Stable/heavy>115 lb bales			
Good/Premium	50	188.00	188.00
Bermuda Retail/light<110 lb bales			
Premium	25	200.00	200.00
Sudan Domestic Cattle			
Fair	150	60.00	60.00

IMPERIAL VALLEY HAY - FOB PRICES			
Alfalfa Domestic Cattle			
Supreme	275	130.00-135.00	132.73
Premium/ Supreme	268	115.00-130.00	119.93
Premium	475	115.00-130.00	124.47
Good	275	110.00-120.00	115.45
Fair	500	95.00	95.00
Alfalfa Retail/light<110 lb bales			
Premium	175	180.00-205.00	190.00
Alfalfa Stable/heavy>115 lb bales			
Good/Premium	150	170.00-180.00	176.67
Bermuda Export			
Good	200	100.00	100.00
Bermuda Retail/light<110 lb bales			
Premium	100	185.00	185.00
Bermuda Stable/heavy>115 lb bales			
Good/Premium	50	170.00-185.00	177.50

CHINO-LOS ANGELES-SAN DIEGO- DEL.			
Alfalfa Domestic Cattle			
Supreme	50	165.00	165.00
Fair	500	135.00	135.00
Alfalfa Retail/light<110 lb bales			
Premium	475	215.00-270.00	250.00
Good/Premium	25	250.00	250.00
Alfalfa Stable/heavy>115 lb bales			
Good/Premium	50	205.00-215.00	210.00
Bermuda Stable/heavy>115 lb bales			
Good/Premium	50	205.00-220.00	212.50
Forage Mix Retail/light<110 lb bales			
Premium	150	255.00-285.00	270.00
Orchard Retail/light<110 lb bales			
Premium	25	350.00	350.00
Orchard/Alfalfa Mix Retail/light<110 lb bales			
Premium	25	310.00	310.00
Timothy Retail/light<110 lb bales			
Premium	25	405.00	405.00
Wheat Straw Domestic Cattle			
Good	50	95.00	95.00

Southern CA. Other hay: 825 Tons: Imperial Valley: Domestic Cattle Fair Alfalfa grassy 75 tons 85.00 FOB. Domestic Cattle Fair Alfalfa weedy 50 tons 100.00 FOB. Domestic Cattle Premium Alfalfa frost damage 700 tons 120.00 FOB.

USDA Market News, Moses Lake, WA 509-765-3611



Homepage: <http://www.nass.usda.gov/index.asp>

January 2009 - CALIFORNIA - BALES Inbound Hay and Cubes by County & State							
Destination County	AZ	NV	UT	OR	ID	Other	Total
Alameda		30					30
Bakersfield			24				24
Butte		24		80			104
Chino	24						24
Del Norte				133			133
EL Dorado		91					91
Fresno	392	1,175	148	24			1,739
Glenn				441			441
Humboldt				1,939			1,939
Imperial	1,290		43				1,333
Inyo		38					38
Kern	1,271	2,095	857				4,223
Kings	52	509	221				782
Lassen		37					37
Los Angeles	25	681	596	52		8	1,362
Madera		26					26
Marin		53		26			79
Mariposa		50					50
Merced		3,590	26	354	25		3,995
Modoc		25		55			80
Monterey	19						19
Nevada		58		25			83
Orange	21	23					44
Placer		310		26			336
Plumes		29					29
Riverside	422	25	1,553				2,000
Sacramento		406		76			482
San Benito	26						26
San Bernardino	17,652	434	483				18,569
San Diego	569	197					766
San Joaquin		3,482	47	26			3,555
San Luis Obispo		26					26
Santa Clara				53			53
Shasta		26		332			358
Siskiyou				106			106
Solano		2,973		574			3,547
Sonoma		733		600			1,333
Stanislaus		8,570	226	1,345	50		10,191
Sutter				26			26
Tehama				367			367
Tulare	4,235	6,655	4,204	32		43	15,169
Yolo		52		335			387
Export		25	9,265				9,290
Totals	25,998	32,448	17,693	7,027	75	51	83,292
Border Stations: Alturas, Benton, Blythe, Dorris, Hornbrooke, Long Valley, Meyers, Redwood Hwy., Tulelake, Truckee, Vidal, Winterhaven, Yermo							

January 2009 - CALIFORNIA - Cubes Inbound Hay & Cubes by County & State				
Destination County	NV	UT	Other	Total
Glenn	23			23
Lassen	10			10
Los Angeles		353		353
Plumes	4			4
Sacramento	27			27
San Bernardino	16			16
San Joaquin	150			150
Sierra	1			1
Stanislaus	70			70
Tulare		22		22
Export		4,491	22	4,513
TOTAL	301	4,866	22	5,189

2008 year-to-date Exports – Quantities in Short Tons ALFALFA & OTHER HAY			
From California Ports			
	JAPAN	OTHER COUNTRIES	TOTAL
JAN	57,660	20,708	78,368
FEB	55,847	25,522	81,368
MAR	67,351	25,142	92,493
APR	68,412	22,966	91,378
MAY	70,322	18,010	88,333
JUN	77,042	21,830	98,872
JUL	99,205	23,142	122,346
AUG	93,726	36,704	130,431
SEP	76,863	43,821	120,684
OCT	72,945	25,385	98,330
NOV	78,770	20,684	99,454
DEC	54,162	22,471	76,633
From Washington & Oregon Ports			
JAN	97,766	56,080	153,846
FEB	89,916	60,947	150,863
MAR	105,586	78,519	184,105
APR	116,260	70,842	187,101
MAY	110,521	49,278	159,799
JUN	114,374	46,067	160,441
JUL	113,696	31,204	144,900
AUG	116,635	52,091	168,727
SEP	108,577	74,471	183,048
OCT	99,302	51,093	150,395
NOV	101,585	33,544	135,129
DEC	84,393	32,769	117,162
CUMULATIVE	2,130,915	943,291	3,074,206
US Dept. of Commerce; Cumulative totals may not be exact due to rounding.			

WEEKLY NATIONAL GRAIN MARKET REVIEW
www.ams.usda.gov/mnreports/SJ_GR851.txt
 USDA-MO Dept of Ag Market News,
 St Joseph, MO (816)238-0678

WASHINGTON-OREGON HAY - (Columbia Basin) - 02/20/09 Tons FOB: 2,905; Last Week: 14,820; Last Year: 1,187; Year to Date FOB: 29,830; Last Week: 26,925; Last Year: 22,906. Retail/feed store/horse hay sold steady to firm on all classes. Export Alfalfa sold steady. Timothy not well tested with last week, however a firm to higher undertone was noted. Buyer demand light for all classes with few inquiries. Hay supplies moderate for all classes.			
Quality	Tons	Price Range	Avg. Price
Alfalfa Export 2-3 tie small sq bales			
Good	240	125.00	125.00
Alfalfa Export Mid/Ton-3x3x8,3x4x8,4x4x8			
Good	1,000	125.00-130.00	128.00
Alfalfa Retail/feed store/horse 2-3 tie small sq bales			
Premium	500	200.00-230.00	213.50
Orchard Retail/feed store/horse 2-3 tie small sq bales			
Premium	185	220.00-265.00	242.30
Orchard/Alfalfa Mix Retail/feed store/horse 2-3 tie sm sq bales			
Premium	60	230.00	230.00
Timothy Export Mid/Ton-3x3x8,3x4x8,4x4x8			
Premium 2nd cut	920	175.00	175.00
Other hay: None.			
USDA Market News, Moses Lake, WA 509-765-3611			

IDAHO HAY - 02/20/09 Tons FOB: 3,500; Last Week: 5,700; Last Year: 1,000; Year to Date FOB: 26,674; Last Week: 23,174; Last Year: 9,127; YTD Delivered: 2,375; Last Week: 2,375; Last Year: 0. Premium and Good hay steady to weak in a light test. Demand slow as most dairies and exporters adjust to lower commodity prices. Demand light and supplies moderate as most interests out of hay or shipping previously contracted hay.			
Quality	Tons	Price Range	Avg. Price
Alfalfa Domestic Cattle Mid/Ton-3x3x8,3x4x8,4x4x8			
Good	850	115.00-120.00	117.65
Alfalfa Export Mid/Ton-3x3x8,3x4x8,4x4x8			
Premium	1,500	145.00	145.00
Other hay: 1,150 Tons: Domestic Cattle Good Alfalfa Mid/Ton-3x3x8,3x4x8,4x4x8 outside stack 750 tons 100.00 FOB. Domestic Cattle Fair Alfalfa Mid/Ton-3x3x8,3x4x8,4x4x8 rain damage 400 tons 80.00-90.00 FOB.			
USDA Market News, Moses Lake, WA 509-765-3611			

Livestock Slaughter 02/20/09

Record Low for January Lamb and Mutton Production


Commercial red meat production for the United States totaled 4.17 billion pounds in Jan., down 6% from the 4.42 billion pounds produced in Jan. 2008.

Beef production, at 2.12 billion pounds, was 5% below the previous year. Cattle slaughter totaled 2.72 million head, down 6% from January 2008. The average live weight was up 15 pounds from the previous year, at 1,306 pounds.

Veal production totaled 12.0 million pounds, 6% above January a year ago. Calf slaughter totaled 84,700 head, 19% above January 2008. The average live weight was down 24 pounds from last year, at 245 pounds.

Pork production totaled 2.03 billion pounds, 6% below the previous year. Hog kill totaled 9.92 million head, 6% below January 2008. The average live weight was down 1 pound from the previous year, at 272 pounds.

Lamb and mutton production, at 13.3 million pounds, was 10% below January 2008. Sheep slaughter totaled 189,400 head, 11% below last year. The average live weight was 141 pounds, up 2 pounds from January a year ago. **National Agricultural Statistics Service (NASS), Agricultural Statistics Board, U.S. Department of Agriculture. (515) 284-4340**



OREGON HAY - 02/20/09 Tons FOB: 960; Last Week: 1,986; Last Year: 695; Year to Date FOB: 9,237; Last Week: 8,277; Last Year: 19,853.			
TYPE, QUALITY	TON	RANGE	AVG
CROOK, DESCHUTES, JEFFERSON, WASCO CO OREGON			
Tons FOB Barn/Stack: 385; Retail/feed store/horse hay traded steady to firm on all types. Domestic cattle Alfalfa not tested last week, however a steady undertone was noted. All other types of hay not tested this week. Buyer demand mostly light with more inquiries this week than the past few. Hay supplies moderate.			
Alfalfa Domestic Cattle Mid/Ton-3x3x8,3x4x8,4x4x8			
Fair	50	155.00	155.00
Alfalfa Retail/feed store/horse 2-3 tie small sq bales			
Premium	60	240.00-245.00	242.50
Orchard Retail/feed store/horse 2-3 tie small sq bales			
Premium	235	200.00-230.00	222.23
Orchard Retail/feed store/horse Mid/Ton-3x3x8,3x4x8,4x4x8			
Premium	15	215.00	215.00
Teff Retail/feed store/horse 2-3 tie small sq bales			
Premium	25	150.00	150.00
Other hay: None.			
EASTERN OREGON			
Tons FOB Barn/Stack: 110; Supreme Alfalfa not recently tested, however a steady to weak undertone noted. Fair Alfalfa traded mostly steady. All other types and classes not tested. Buyer demand currently light on all types of hay on moderate supplies.			
Alfalfa Domestic Cattle 2-3 tie small sq bales			
Fair	30	135.00	135.00
Alfalfa Domestic Cattle Mid/Ton-3x3x8,3x4x8,4x4x8			
Supreme	30	200.00	200.00
Orch/Alf Mix (Org) Domestic Cattle Mid/Ton-3x3x8,3x4x8,4x4x8			
Premium	50	175.00	175.00
Other hay: None.			
KLAMATH BASIN OREGON			
Tons FOB Barn/Stack: 205; All classes of domestic cattle Alfalfa traded steady to weak on a narrow test. Other classes not tested. Buyer demand light for moderate supplies of hay.			
Alfalfa Domestic Cattle 2-3 tie small sq bales			
Premium	70	185.00	185.00
Good	35	165.00	165.00
Fair	30	145.00	145.00
Alfalfa Domestic Cattle Mid/Ton-3x3x8,3x4x8,4x4x8			
Supreme	70	195.00	195.00
Other hay: None.			
LAKE COUNTY OREGON			
Tons FOB Barn/Stack: 60; No Alfalfa sales last week confirmed for an accurate market test, however a mostly steady undertone was noted. All other classes not tested. Buyer demand light on all classes of hay on moderate supplies.			
Alfalfa Domestic Cattle Mid/Ton-3x3x8,3x4x8,4x4x8			
Supreme	35	190.00	190.00
Fair	25	130.00	130.00
Other hay: None.			
HARNEY CO OREGON			
Tons FOB Barn/Stack: 200; Retail/feed store/horse hay not recently tested, however a mostly steady undertone was noted. All other classes and kinds of hay not tested. Buyer demand light for all classes with mostly moderate hay supplies. Other hay: None.			
Orchard Retail/feed store/horse 2-3 tie small sq bales			
Premium	200	185.00	185.00
USDA Market News, Moses Lake, WA 509-765-3611			

Afternoon National Slaughter Cattle Review 02/19/09

www.ams.usda.gov/mnreports/lm_ct131.txt

USDA Market News, St. Joseph, MO (816)238-0678

NEVADA HAY – 02/20/09 Tons FOB: 1,870; Last Week: 950; Last Year: 2,650; Year to Date FOB: 22,237; Last Week: 20,367; Last Year: 59,395; YTD Delivered: 120; Last Week: 120; Last Year: 4,200. Premium and Supreme Alfalfa 5.00 to 10.00, instances 20.00 lower in light test. Demand and supply light. Fair and Good Alfalfa 10.00-20.00 lower. Demand light and supply moderate. Retail and stable hay steady to weak. Demand light to moderate and supply moderate. Hard to sell any additional hay to dairies as their cash flow is very limited. The state received some badly needed snow in various areas, some areas getting more than others, possible more coming over the weekend.

Quality	Ton	Price Range	Avg. Price
NORTHERN FOB PRICES			
Alfalfa Domestic Cattle			
Supreme	150	125.00	125.00
Good	50	125.00	125.00
Fair	300	90.00	90.00

WESTERN FOB PRICES			
Alfalfa Domestic Cattle			
Supreme	125	155.00	155.00
Fair	125	110.00	110.00

Alfalfa Retail/light<110 lb bales			
Supreme	70	170.00-180.00	175.00
Good/Premium	150	140.00-150.00	143.33

Alfalfa Stable/heavy>115 lb bales			
Good/Premium	150	130.00-140.00	135.00

Forage-Three Way Mix Retail/light<110 lb bales			
Premium	50	200.00	200.00

CENTRAL/EAST CENTRAL FOB PRICES			
Alfalfa Domestic Cattle			
Supreme	100	140.00-165.00	158.75
Fair	25	130.00	130.00

Alfalfa Retail/light<110 lb bales			
Premium	25	200.00	200.00
Good/Premium	25	180.00	180.00

Alfalfa Stable/heavy>115 lb bales			
Good/Premium	50	170.00	170.00

Orchard Retail/light<110 lb bales			
Premium	25	280.00	280.00

Orchard/Alfalfa Mix Retail/light<110 lb bales			
Premium	25	240.00	240.00

Timothy Retail/light<110 lb bales			
Premium	25	335.00	335.00

Other hay: 400 Tons: Western: Domestic Cattle Fair Forage-Three Way Mix weedy 200 tons 100.00 FOB. Domestic Cattle Supreme Alfalfa weedy 200 tons 130.00 FOB.

USDA Market News, Moses Lake, WA 509-765-3611

MINNESOTA HAY - Pipestone Hay and Straw Auction, Pipestone, MN – 02/17/09 All prices per ton, except straw, per bale. Receipts: 98 Loads; Week Ago: 68 Loads; Year Ago: 67 Loads. One load Small Squares is approximately 5 tons; Large Squares and Large Rounds range 10-25 tons per load. All classes sold with a higher undertone. Alfalfa: Small Squares, 2 loads: Premium 120.00-122.50. Large Squares, 3 loads: Premium 115.00-125.00, Good 105.00. Large Rounds, 22 loads: Premium 115.00, Good 85.00-102.50, Fair 75.00. Mixed Alfalfa/Grass: Small Squares, 2 loads: Premium 112.50, Fair 75.00. Large Rounds, 7 loads: Premium 117.50-127.50, Good 80.00-102.50, Fair 67.50-72.50. Grass: Small Squares, 5 loads: Good 90.00-92.50, Fair 72.50, Utility 55.00. Large Squares, 2 loads: Good 82.50-90.00. Large Rounds, 28 loads: Good 80.00-92.50, Fair 60.00-75.00, Utility 42.50-55.00. Bedding: Small Squares, 11 loads: 2.00-2.30 per bale. Large Rounds, 7 loads: 21.00-26.00 per bale. Cornstalks: Large Rounds, 9 loads: 18.00-22.00 per bale.
USDA-SD Ag Market News Sioux Falls, SD 605-338-4061

WYOMING, W. NEBRASKA & W. SO DAKOTA HAY – 02/19/09 Trade and movement slow. Demand moderate to good. Prices mostly steady to weak. All prices dollars per ton FOB stack in medium to large square bales and rounds, unless otherwise noted. Horse hay in small squares. Prices are from the most recent reported sales. **Eastern WY** Alfalfa: Supreme 180.00; Good-Premium 120.00-160.00; Fair-Good 100.00-125.00; Fair large rounds 95.00-100.00, 110.00 delivered; Utility 85.00; ground and delivered 121.00-126.00. Alfalfa/Grass for horses small squares 6.50/bale. Oat Hay 90.00. Wheat Straw 60.00. Dehydrated Alfalfa Pellets (17 percent protein) 190.00 delivered wholesale. **Central and Western WY** Alfalfa: Premium 140.00-150.00, small squares 145.00-175.00; Good 120.00-140.00; Fair 98.00-110.00; Utility 85.00. Alfalfa/Grass: Fair-Good 105.00-115.00. Mixed Grass 100.00-120.00. Oat Hay 70.00-85.00. Alfalfa Cubes 135.00-140.00. **Western NE** Alfalfa: Supreme 150.00-180.00; Premium 135.00-145.00, small squares 140.00; Good 110.00-130.00; Fair 95.00-110.00; Utility 90.00; ground and delivered 120.00-130.00. Wheat Straw 50.00-55.00. Corn Stalks 50.00-55.00. **Western SD** Alfalfa: for dairy 1.00 per point delivered; Premium 85.00-120.00; Good large rounds 70.00-90.00; Fair 50.00-70.00. Alfalfa/Grass: 3x3 Premium 100.00-120.00; Good 70.00-80.00. Grass 65.00. Oat Hay 75.00. Barley Hay 70.00. Crested Wheat Grass 65.00-72.50. Wheat Straw large rounds 26.00/bale. **USDA Market News Torrington, WY 307-532-4146** www.ams.usda.gov/mnreports/to_gr310.txt

Torrington, WY Video & Internet Hay Auction Torrington Livestock Commission Co. - 02/19/09 3230 Ton Hay Offered - 3230 Ton Sold. All sales FOB the farm or ranch with no hay at auction site. Hay sold by the ton in semi load lots by video slide and on the internet. All hay has been tested with results available for each lot. Hay consignment from eastern Wyoming, and western Nebraska. Demand moderate to good with active bidding on all hay. Good attendance at sale barn.

Quality	4X4	3X4	Lg Rounds
Supreme	167.00-177.00	---	132.50
Good	135.00	115.00-116.00	115.00-121.00
Fair	112.50-116.00	---	110.00-112.00
Utility	---	---	101.00-105.00

Other hay: Alfalfa-Millet Good large rounds 92.50.

http://www.ams.usda.gov/mnreports/to_gr325.txt

USDA Market News, Torrington, WY 307-532-4146

UTAH HAY – 02/20/09 Hay prices continue weak, with very slow trade. Trading was very slow on Dairy quality hay. Lower quality hay demand is very light, on light supplies. Confirmed sales on baled 640 tons. Cube prices steady on top quality export cubes. Trade slow with demand soft on top quality export cubes. Confirmed sales 125 tons. All prices are in dollars per ton, FOB at stack, unless otherwise noted. Bales large and small. Cubes all sales FOB slab, unless noted. **Northern Area:** Alfalfa: Supreme No 1 dairy: few 125.00-135.00; Premium Dairy: 115.00-125.00; Premium retail horse sales 130.00-180.00. **Central Area:** Alfalfa: Supreme No 1 dairy few 130.00-140.00; Premium Dairy: 115.00-125.00; Good Feeder: 100.00-115.00. Premium retail horse sales 140.00-180.00. Alfalfa Cubes: Premium export: 190.00-200.00. **Southern Area:** Alfalfa: Supreme No 1 dairy: 130.00-140.00; Premium Dairy: 115.00-130.00; Good feeder: 105.00-115.00; Premium retail horse sales 140.00-180.00. Alfalfa Cubes: Premium export: 190.00-200.00. **Utah Basin:** Alfalfa: Premium retail horse sales 140.00-180.00. **USDA-UT Ag Market News, Salt Lake City, UT 801-538-7107**




The primary function of the Livestock and Grain Market News Branch of the Livestock and Seed Program (LSP) is to compile and disseminate information that will aid producers, consumers, and distributors in the sale and purchase of livestock, meat, grain, and their related products nationally and internationally.

WWW.AMS.USDA.GOV/LSMARKETNEWS

TEXAS HAY – 02/20/09 Hay prices steady to weak under slow to moderate movement. Demand moderate at best. Hay producers continues to find price resistant as buyers forced to try to lower feed ration costs as livestock prices trends move lower. Much of current hay movement centered on delivery of previously contracted supplies. Both buyers and sellers trying to deplete old supplies in order to contract or make room for upcoming new crop. Drought conditions in most areas of the state continue and several counties in south-central Texas have very severe dry situations. Livestock producers in these areas as well as other areas continue to sell off livestock as forages have been depleted and watering tanks and ponds have dried up. Many feedlots and dairy farms continue to contract hay and corn silage for next year. The state of Texas Department of agriculture has the Hay and Grazing Hot Line set up for buyers and sellers; number is 1-877-429-1998. The web site for TDA is www.tda.state.tx.us. Prices for hay and pellets quoted per ton except where noted.

Panhandle: Alfalfa: Small Squares: del: Premium to Supreme 250.00-300.00, 8.00-10.00 per bale; Good to Premium 200.00-250.00, 7.00-8.00 per bale. Large Squares: del: Supreme to Premium 200.00-250.00; Good to Premium 190.00-200.00; Good 180.00-190.00; Fair to Good 160.00-180.00; Fair 100.00. Chopped Alfalfa: Delivered to feedlots: North: 175.00-180.00. South: 175.00-185.00, instances 190.00 calf hay. Milo Hay: Ground and Delivered: 100.00-110.00. Sorghum Hay: Large rounds: FOB: 78.00. Prairie grass hay: del: small squares 225.00. Haygrazer: del: large rounds 125.00-135.00. Brome hay: del: small bales 200.00. **West:** Alfalfa: Small Squares: FOB: Premium to Supreme 240.00-300.00, 8.00-10.00 per bale; Good to Premium 200.00-240.00; 7.00-8.00 per bale. Large Squares: del: Premium to Supreme 225.00-250.00; Good to Premium 190.00-225.00; Good 160.00-190.00. **North, Central and East:** Alfalfa: Small Squares: del: Premium to Supreme 250.00-300.00, 8.00-10.00 per bale; Good to Premium 7.00-8.00 per bale. FOB: Good to Premium 5.00-7.00 per bale in the barn. Large Squares: del: Premium to Supreme 200.00-250.00; Good to Premium 190.00-200.00; Good 180.00-190.00. Coastal Bermuda: Small Squares: FOB: Good to Premium 6.00-7.50 per bale; Fair 5.00-6.00 per bale. Large rounds: FOB: Premium 60.00-70.00; Good 50.00-60.00; Fair 40.00-50.00 per roll. **South:** Coastal Bermuda: Small squares: FOB or delivered locally: Good to Premium 6.00-7.50; Fair 5.00-6.00 per bale. Large rounds: FOB: Premium 60.00-70.00; Good 50.00-60.00; Poor 30.00-40.00 per roll. **USDA-AMS Amarillo, TX 806/372-6361**
http://www.ams.usda.gov/mnreports/AM_GR310.txt

KANSAS HAY – 02/20/09 Ground alfalfa movement: Southwest/South Central Tonnage: 10,791/4,640 Last week: 10,018/3,222 Last year: 13,025/3,981. Hay trade slow. Demand moderate for alfalfa pellets, dairy and grinding alfalfa, weak for grass hay. As the commodity prices and stock market turned lower following the signing of the Federal Spending Bill hay prices too, have felt the pressure. Trade has slowed or stopped as buyers discern the market. There has not been any new crop alfalfa trade reported this week. If you have hay for sale or pasture to rent or need hay or grazing, use the services of the Hay and Pasture Exchange. www.kfb.org/hayandpasture/default.htm **Southwest** Dairy and grinding alfalfa steady to weak. Movement slow. Alfalfa, last trades: Horse, small square, 210.00-250.00; Dairy, Supreme 185.00-200.00, Premium 170.00-185.00, Good 150.00-175.00. Utility-Fair grinding alfalfa shipped in 125.00-135.00, at the edge of the field, 150.00, some new crop 130.00-140.00. Ground and delivered locally to feedlots and dairies, 155.00-185.00, some new crop 160.00. The week of 2/9-14, 10,791T grinding alfalfa and 1,613T of dairy alfalfa were delivered. Straw, good large bales 55.00-60.00. Sudan/Cane large bales 65.00-75.00. Milo stalks, large bales 55.00. **South Central** Dairy and grinding alfalfa steady to weak, alfalfa pellets steady to 10.00 lower. Movement slow. Alfalfa, last trades: Dairy, Supreme 185.00-200.00; Premium, 170.00-185.00, Good 145.00-170.00. Utility-Fair grinding alfalfa at the edge of the field 100.00-120.00. Ground and delivered locally to feedlots 120.00-150.00. The week of 2/9-14, 4,640T of grinding alfalfa and 1,475T of dairy alfalfa were delivered. Alfalfa pellets: Sun Cured 15 pct protein 170.00-190.00; Sun Cured 17 pct 185.00-195.00; Dehydrated 15 pct 210.00 and 17 pct 235.00. Straw, good large bales 55.00-60.00. Milo stalks, large bales 50.00-60.00. Cornstalks, large bales 50.00. **Southeast** Alfalfa, brome and prairie hay steady to weak. Movement slow. Alfalfa: Horse and goat, 180.00-200.00. Dairy alfalfa, Premium-Supreme 175.00-185.00, Good 130.00-150.00, Fair 115.00-130.00. Bluestem: Good, small squares 85.00-100.00, mostly 90.00-95.00, mid and large squares 70.00-85.00, mostly 75.00-80.00, large rounds 45.00-60.00, Mulch, large round 45.00 to mostly 50.00. Brome: Good, Small square 100.00-110.00, mid and large squares 80.00-90.00, large round 50.00-60.00. **Northwest** Dairy and grinding alfalfa steady to soft. Movement slow to moderate. Alfalfa: Horse, small square 200.00-250.00. Dairy, Premium-Supreme 175.00-185.00, Good 165.00, Fair 120.00-135.00. Utility-Fair grinding alfalfa at the edge of the field 95.00-110.00; Ground and delivered to feedlots and dairies 130.00-150.00. Milo stalks Large bales 55.00-60.00. **North Central-Northeast** Dairy and grinding alfalfa, prairie hay and brome steady to soft. Movement slow. Alfalfa: Horse small square 200.00, Mid square 165.00-185.00; Dairy, Supreme 170.00-200.00, Premium 160.00-180.00, Fair-Good 130.00-150.00. Utility-Fair grinding alfalfa at the edge of the field, 70.00-90.00, alfalfa ground-on-the-truck 90.00-110.00, ground and delivered 130.00. Grass hay: Bluestem small square, Good 90.00-100.00, Mid square 70.00-80.00, large rounds 45.00-60.00, some 20.00-40.00/large round del. Brome: Good, small square, 100.00-110.00, Mid squares, 80.00-85.00, large round, 50.00-60.00, fair 40.00-50.00, some 20.00-45.00/large round delivered. Straw small square 3.00-3.50/bale, large bales 50.00-55.00/T, 30.00/bale. **USDA Market News, Dodge City, KS 620-227-8881**
www.ams.usda.gov/mnreports/DC_GR310.txt

 CHICAGO MERCANTILE EXCH. 02/19/09 Livestock Futures Settlements		
Month	Settlement	Change
LIVE CATTLE		
February 09	81.20	+ 1.27 ½
April 09	84.75	+ 1.82 ½
June 09	82.52 ½	+ 1.45
FEEDER CATTLE		
March 09	90.62 ½	+ 1.60
April 09	81.87 ½	+ 1.35
May 09	93.50	+ 1.60
LEAN HOGS		
April 09	60.57 ½	- .22 ½
May 09	71.75	- .52 ½
June 09	73.10	- .77 ½

SO. DAKOTA HAY - East River SD 02-20-09 All prices per ton, unless noted, FOB field or stack. All classes of hay mostly steady to weak, straw steady. Demand remains light for most classes. Inquiries moderate to good, but sales limited. Grinding hay, in plentiful supply, lower than last week. Alfalfa pellets lower. **Alfalfa:** Large Squares: Premium RFV > 170-185, loads 175.00-180.00; Grinding Quality 55.00; Large Rounds: Grinding Quality 55.00. **Straw:** Large Squares: 80.00. **Pellets:** Sun-cured Alfalfa: 17 pct 170.00, 15 pct 165.00. **Midwest Hay and Straw Co. – Feb. 14, 2009** Alcester, SD Receipts: 25 Loads; Week Ago: 21 Loads; Year Ago: N/A. All prices per ton, except straw per bale. One load Small Squares is approximately 5 tons; Large Squares and Large Rounds range 10-25 tons per load. All classes sold steady to firm. Alfalfa: Large Rounds, 12 loads: Premium 100.00-105.00, Good 85.00-92.50, Fair 70.00-75.00. Grass: Small Squares, 3 loads: 2.00-2.10 per bale, 65.00 per ton. Large Rounds, 4 loads: Good 80.00, Fair 50.00-60.00. Bedding: Large Squares, 4 loads: 33.00 per bale, 80.00/ton. Cornstalks: Large Rounds, 2 loads: 31.00/bale, 65.00/ton. **USDA Market News, Sioux Falls, SD 605-338-4061**

Spot Cotton Quotations
http://search.ams.usda.gov/mndms/2009/02/mp_cn20620090220.txt

ALABAMA/SOUTHEAST HAY – 02/19/09 Movement and demand for hay and mulch continues light to moderate. Supplies of lower quality rolls remain ample while high quality squares and good rolls are mostly adequate to short in some instances. Prices are mostly steady. Prices are FOB producer barn unless otherwise stated. Approximate bale weight ranges: Small Square 40-60 lbs; Small Round 800-1200 lbs; Large Rounds 1200-1500 lbs. Tons FOB: 677; Last Week: 624; Last Year: 1,094; Year to Date FOB: 4,316; Last Week: 3,639; Last Year: 6,329.

TYPE, QUALITY	TONS	PRICE	WTD AVG
Bahia Grass Domestic Cattle Small Round/roll, 4x5			
Good	60	50.00	50.00
Bermuda Domestic Cattle Large Rd/roll, 5x5, 5x6			
Premium	26	80.00	80.00
Bermuda Domestic Cattle Small Round/roll, 4x5			
Good	45	40.00	40.00
Fair	20	35.00	35.00
Bermuda Horse Large Rd/roll, 5x5, 5x6			
Premium	9	80.00	80.00
Bermuda Horse Small Round/roll, 4x5			
Premium	36	65.00-70.00	67.78
Good	37	50.00	50.00
Bermuda Horse Small square, per bale			
Premium	276	4.50-6.50	4.99
Good	18	5.00	5.00
Bermuda Mulch Small Round/roll, 4x5			
Fair	20	35.00	35.00
Mixed Grass Domestic Cattle Large Rd/roll, 5x5, 5x6			
Good	20	55.00	55.00
Mixed Grass Mulch Small square, per bale			
Fair	26	3.50-4.00	3.60
Wheat Straw Mulch Small square, per bale			
Fair	84	2.25-4.00	2.44

http://www.ams.usda.gov/mnreports/mg_gr310.txt

AL Dept of Ag USDA - Montgomery, AL 334-223-7488

OKLAHOMA HAY – 02/19/09 ALFALFA HAY: Alfalfa hay prices are steady and movement is slow to moderate. Extremely dry conditions remain over the western half of the state. Wheat fields are in need of moisture as the plants break dormancy. No precipitation is in the forecast for the next seven days. High fire alerts are prevalent in most all areas of the state. Cattle continue to be moved off wheat pastures in large numbers. GRASS HAY: Grass hay movement is slow and prices are steady to weak. Supplemental feeding continues in most areas of the state. Producers looking for hay to purchase or have hay to sell can access the hay directory on the OK Dept. of Ag. website at www.oda.state.ok.us or call the OK Dept. of Ag. Hay Hotline at 1-800-580-6543. ALFALFA: **CENTRAL AND WESTERN OK:** Premium quality large squares and large rounds 165.00-185.00 per ton. Small squares 175.00-195.00 per ton. Good quality large squares 130.00-150.00, small squares 140.00-160.00/ton. Good large rounds 125.00-145.00. Fair quality large squares 105.00-125.00 per ton. Fair large rounds 100.00-120.00 a ton. WHEAT HAY: **CENTRAL AND WESTERN OK:** Wheat hay in large round bales 75.00-85.00 a ton. **PANHANDLE AND WESTERN FEEDLOT AREA:** Good grinding alfalfa at the edge of the field or bale pile (spot) 120.00-150.00 a ton. Chopped and delivered to feedlots (short haul) 140.00-170.00 per ton. GRASS HAY: **CENTRAL AND EASTERN OK:** Premium quality large squares 60.00-80.00 a ton, small squares 70.00-90.00 per ton. Good quality small squares 60.00-80.00 per ton. Premium quality large rounds 60.00-80.00. Good quality large rounds 50.00-70.00 per ton. Fair quality 40.00-60.00 per ton. **OK AG-USDA Market News, Oklahoma City, OK (405) 521 3881**
http://www.ams.usda.gov/mnreports/OK_GR310.txt

IOWA HAY – Midwest Hay and Straw Co. Maurice, IA – 02/17/09 All prices per ton, except straw per bale. Receipts: 34 Loads; Week Ago: N/A; Year Ago: 8 Loads. One load Small Squares is approximately 5 tons; Large Squares and Large Rounds range 10-25 tons per load. All classes mostly steady. Good demand and attendance. Alfalfa: Small Squares, 1 load: Supreme 145.00. Large Squares, 3 loads: Premium 120.00, Good 92.50-95.00. Large Rounds, 13 loads: Premium 105.00-110.00, Good 80.00-95.00, Fair 65.00-77.50. Mixed Alfalfa/Grass: Large Rounds, 1 load: Good 85.00. Grass: Small Squares, 3 loads: Premium 110.00, Good 75.00-95.00. Large Squares, 2 loads: Good 100.00, Fair 65.00. Large Rounds, 7 loads: Good 90.00, Fair 62.50-77.50, Utility 35.00-42.50. Bedding: Small Squares, 3 loads: 2.10-2.80 per bale. Large Rounds, 1 load: 55.00 per ton. **USDA-SD Sioux Falls, SD 605-338-4061. South Central/North Central IA (Private treaty): 02/19/09** All hay classes were fully steady. Buyer demand and trade activity was light to moderate. Alfalfa: Small and Large squares-Premium 200.00; Large Rounds Good 110.00. **USDA NE Market News, Kearney, NE (308)237-7579. Rock Valley Auction 02/16/09** **Note: HAY DAY 2009 is scheduled for March 26.** All prices per ton, except straw, per bale. All sales FOB Rock Valley, Iowa, vicinity. Receipts: 22 Loads; Week Ago: 16 Loads; Year Ago: 50 loads. One load Small Squares is approximately 5 tons. Large Squares and Large Rounds range 10-25 tons per load. All classes steady on a light test. Alfalfa: Large Squares, 1 load: Good 92.50. Large Rounds, 9 loads: Premium 102.50-110.00, Good 72.50-82.50. Mixed Alfalfa/Grass: Large Squares, 1 load: Good 77.50. Large Rounds, 4 loads: Good 70.00-90.00, Fair 62.50-65.00. Grass: Large Rounds, 6 loads: Premium 100.00, Good 72.50-77.50, Fair 60.00. Cornstalks: Large Rounds, 1 load: 42.50 per ton. **Rock Valley Hay Auction – 02/19/09** Receipts: 59 loads; Week Ago: 65 Loads; Year Ago: 66 Loads. All classes sold steady to weak. Alfalfa: Small Squares, 1 load: Premium 125.00. Large Squares, 6 loads: Premium 120.00, Good 87.50-92.50, Fair 72.50. Large Rounds, 16 loads: Premium 110.00, Good 80.00-105.00, Fair 62.50-77.50. Mixed Alfalfa/Grass: Small Squares, 1 load: Fair 70.00. Large Rounds, 5 loads: Good 95.00, Fair 57.50-75.00. Grass: Large Rounds, 19 loads: Good 80.00, Fair 57.50-72.50, Utility 35.00-52.50. Bedding: Small Squares, 3 loads: 1.50-2.20 per bale. Large Squares, 2 loads: 19.00-20.00 per bale. Large Rounds, 3 loads: 37.50 per ton. Cornstalks: Large Rounds, 3 loads: 32.50-35.00 per ton. **USDA-SD Dept Ag Market News, Sioux Falls, SD 605-338-4061**

VIRGINIA HAY – 02/18/09 Rushville Semimonthly Hay Auction, Harrisonburg, VA Prices per ton FOB unless otherwise noted. Most loads delivered free within 10 miles of auction site. Delivery beyond 10 miles mostly 2.50 per mile. Hay 48 tons. Alfalfa: Large square 750-850 lbs Premium 190.00; Good 90.00 1st cutting. **Alfalfa-Orchard Grass Mix:** Large square 650-750 lbs Premium 57.00 per bale; Good 92.00 2nd cutting. **Mixed Grass:** Large square 650-750 lbs Good 57.50-70.00 3rd cutting, 31.00 per bale; Fair 18.00-25.00 per bale. Large round over 1000 lbs Fair 35.00, 19.00-27.00 per bale 1st cutting; Poor 8.00-16.00 per bale. **Orchard Grass:** Large square 650-750 lbs Premium 30.00 per bale 2nd cutting; Large round over 1000 lbs Good 91.00 40.00 per bale 1st cutting. **Straw:** Large square 650-750 lbs 17.00/bale; Small Square 35- 45 lbs 1.50/bale. **Orchard Grass and Timothy Mix:** 22 bales Large square 650-750 lbs Good 22.00/bale. http://www.ams.usda.gov/mnreports/rh_gr310.txt
USDA Market News, Richmond, VA 804-786-3947

MONTANA – 02/20/09 Hay prices steady with very limited current sales. Demand moderate at best. Trade activity light with light movement. Hay inventories remain limited throughout the state. Buyers seem to be preoccupied with other activities and are reluctant to purchase hay at current price levels. All sales FOB the stack and per ton basis in large rounds or large square bales, unless otherwise stated. Alfalfa: Supreme 165.00-190.00; Premium 125.00-130.00; Good 115.00-120.00; Fair to Good 100.00-110.00. Grass: Good 80.00-90.00, small squares 100.00. Straw: 35.00-40.00. **USDA Market News, Billings MT 406-657-6285**
www.ams.usda.gov/mnreports/BL_GR310.txt

COLORADO HAY – 02/19/09 Upper end dairy hay trade continues to be stagnant, with the majority of movement being off of previously made contracts. Southern regions of the state are trading mostly 10.00 lower. As dairies face record low milk prices, demand has decreased. Grinder quality alfalfa remains steady. Grass hay firm, with horse hay qualities showing greatest interest. Demand moderate for alfalfa qualities, good for all other classes. If you have hay for sale or need hay, use the services of the Colorado Hay and Forage Association website: <http://www.coloradohay.org/> Statewide snow pack figures decreased slightly with the Front range experiencing the least moisture. The state average was 113 percent. Quoted prices are dollars per ton and FOB stack unless otherwise noted. FOB relates to prices of hay at the edge of field or at the stack. Delivered prices relate to final cost of hay delivered to user including freight to the dairy, feedlot, broker, auction, or ranch. Delivered prices include all transportation and handling fees, which vary based on distance of haul and other factors. Ground and delivered prices include cost of processing as well as delivery to the feedlot or Dairy. Prices are from the most recent sales. **Northeast Areas** Alfalfa: Supreme: Large Squares 190.00-200.00 Del. Premium: Large Squares 160.00-180.00 Del; Small Squares 250.00-275.00 (8.00-9.00 per bale). Good: Large Squares 150.00-160.00 Del; Small Squares 155.00-185.00 (5.00-6.50 per bale). Fair: Large Squares 127.00 Del. Utility to Fair: Large Squares 110-115 Del. Utility: Large Squares 100.00-110.00 Del. Alfalfa/Grass Mix: Premium: Small Squares 250.00-275.00 (7.50-9.50 per bale). Grass: Premium: Large Squares 160.00-170.00; Small Squares 250.00-290.00 (8.00 per bale). Good: Large Squares 130.00. Haylage: 135.00 Del. Straw: 70.00, 75.00-80.00 Del. Oat Hay: Large Squares 115.00-125.00. Cornstalks: 65.00 Del. Millet: 50.00. **Southeast Areas** Alfalfa: Premium to Supreme: Large Squares 190.00-200.00. Premium 185.00-190.00. Good: Large Squares 160.00-175.00; Small Squares 170.00 (5.50-6.00 per bale). Fair: Large Squares 165.00. Utility: Large Squares 120.00-130.00, 140.00-150.00 Del. Ground and Delivered 195.00. Grass: Premium: Small Squares 200.00 (5.50-6.00 per bale). Straw: Large Squares 60.00, 70.00 Del. Oat Hay: Large Squares 125.00 Del. Sorghum: Large Squares 100.00. Haygrazer: Large Squares 100.00. Cornstalks: 55.00-65.00. **San Luis Valley Area** Alfalfa: Supreme: Large Squares 180.00-190.00. Premium: Large Squares 170.00-180.00. Good: Large Squares 160.00-170.00; Fair: Large Squares 150.00-160.00. Alfalfa/Grass Mix: Premium: Large Squares 175.00-180.00. Good: Large Squares 150.00-165.00; Small Squares 175.00-187.00 (6.50-7.00 per bale). Grass: Premium: Large Squares 165.00, Horse Hay 180.00; Good: Large Squares 135.00. Oat Hay: Large Squares 125.00; Small Squares 135.00 (3.75 per bale). Straw: Large Squares 50.00. **Southwest Areas** Alfalfa: Supreme: Large Squares 200.00; Small Squares 255.00-290.00 (8.00 per bale). Premium: Large Squares 180.00-190.00; Small Squares 290.00 (8.00 per bale). Good: Large Squares 170.00-185.00; Small Squares 215.00-220.00. Fair to Good: Large Squares 140.00-150.00; Utility: Large Squares 120.00. Alfalfa/Grass Mix: Premium: Large Squares 165.00; Round Bales 230.00. Grass: Premium: Small Squares 230.00-260.00 (7.00-8.50 per bale). Good: Small Squares 210.00-130.00; Small Squares 150.00-175.00 (4.25-4.50/bale). Utility: Large Squares 100.00-105.00; Round Bales 90.00-110.00. **USDA-CO Dept Market News Greely, CO 970-353-9750** www.ams.usda.gov/mnreports/GL_GR310.txt

NEW MEXICO – Will resume in May. To view the last report: http://www.ams.usda.gov/mnreports/AL_GR310.txt
USDA Market News, Las Cruces, NM (505) 527-6861

MISSOURI HAY – 02/19/09 As February is quickly passing many farmers are taking inventory of hay on hand, some deciding on how much they need to sell and others deciding how many more bales are needed. Many farmers have also made a few trips or calls to the local fertilizer dealer checking prices and making decisions on which fields if any will receive this year. Prices have fallen significantly since last year but still take a good chunk out of the pocket book. As feeding season is winding down and days to green grass are becoming fewer some farmers with a surplus of hay still in the piles are lowering their asking prices in hopes of reducing the amount of carryover but still cover the high cost of last years' production. Hay supply is moderate to heavy, demand light and prices steady to weak. The MO Dept. of Ag. has a hay hotline available at 1-800-877-4HAY (4429) or visit <http://www.mda.mo.gov/pdf/MOHayDirectory.pdf> (All prices f.o.b. and per ton unless specified and on most recent reported sales prices listed as round bales based generally on 5x6 bales with weights of approximately 1200-1500 lbs). Supreme Alfalfa (RFV>185) 170.00-200.00. Premium Alfalfa (RFV170-180) 150.00-175.00. Fair to Good Alfalfa (RFV130-170) large round bales 90.00-150.00, Small, Large squares 100.00-160.00. Good mixed Alfalfa and grass small square bales 3.50-6.50/bale; 35.00-80.00 per large round bale. Good to Premium Prairie hay mostly small squares 80.00-125.00. Fair to good Prairie hay mostly large round bales 40.00-75.00. Good to Premium Brome 90.00-150.00; Good Brome 60.00-120.00. Fair Brome some mixed with grass 30.00-50.00 per large round bale. Good to Premium Mixed Grass hay 80.00-150.00. Good Mixed Grass hay 50.00-100.00. Fair to Good Mixed Grass hay 25.00-50.00 per large round bale. Fair to Good bluestem 40.00 per large round bale. Fair to Good Bermuda grass 50.00-65.00 per large round bale, 70.00-100.00/ton. Good Timothy Hay 3.50-5.00/small square bale. Wheat hay 50.00-70.00; Wheat straw 2.50-4.00/small square bale. **USDA Market News, Jefferson City, MO 573-751-5618**

Centennial Livestock Auction Co. - Monthly Hay Auction
Ft. Collins, CO – For the most recent report, go to: http://www.ams.usda.gov/mnreports/GL_GR311.txt 01/31/09
 The next sale will be Feb. 28, 2009.
USDA-CO Dept Market News Greely, CO 970-353-9750

NEBRASKA HAY – 02/19/09 Hay sales continue to trade at a full steady level. Increase trade activity was evident over the last week due to very frigid temperatures and significant snow fall throughout the state. Pellet sales were fully steady with light to moderate demand and trade activity. Trade activity was light to moderate. **Northeast NE:** Alfalfa: Premium 200.00/ton. Good-Premium Grass small square bales 115.00-120.00/ton Round bales Premium 140.00/ton, Good 85.00/ton. Ground and Delivered to feedlots 115.00-120.00. Dehydrated alfalfa pellets, 17 percent protein: 220.00-225.00. **Platte Valley of NE:** Alfalfa: Premium 180.00-200.00/ton, Good Alfalfa Round Bales 75.00-80.00/ton, Ground and delivered to feedlots 120.00-125.00. Dehydrated alfalfa pellets, 17 percent protein: 220.00-225.00. **USDA NE Ag Market News, Kearney, NE 308-237-7579** http://www.ams.usda.gov/mnreports/WH_GR310.txt

USDA EST. BOXED BEEF CUT-OUT VALUES 02/19/09

Based on negotiated prices and volume of boxed beef cuts delivered in 0-21 days and on average industry cutting yields. Values reflect U.S. dollars per 100 lbs. Boxed beef cutout values steady to weak on moderate demand and moderate to heavy offerings. Select and Choice rib, chuck and round cuts steady to weak. Select loins firm, while Choice weak. Beef trimmings higher on light to moderate demand and light offerings.

600-900 CHOICE SELECT

Current Cutout Values:	134.13	133.72
Change from prior day:	(0.73)	(0.06)
Choice/Select spread:	0.41	

http://www.ams.usda.gov/mnreports/lm_xb403.txt

USDA Market News Service, Des Moines, IA 515-284-4460

NATIONAL DAILY DIRECT AFTERNOON HOGS 02/19/09

http://www.ams.usda.gov/mnreports/lm_hg203.txt

USDA Market News Des Moines, Iowa 515-284-4460

Biodiesel B100 (\$/gal) Fri. Feb. 20, 2009 - Iowa -- 2.60-2.95 IL/IN/OH – 2.49-3.00

Eastern Cornbelt Ethanol Plant Report 02/19/08

Yellow Corn Bids	Change (¢/bu)	Basis	Change
3.5325-3.7825	UP 4-UP 9	OptH to 25H	UNCH-UP 5
Mostly 3.5325-3.6525		OptH to 12H	

Offers Change (\$/ton)

Dried Distillers Grain (10% Moisture)	125.00-145.00	UNCH-UP 5
Mostly	130.00-140.00	

Modified Wet Distillers Grain (50-55% Moisture)	60.00-80.00	UNCH
Mostly	65.00-68.00	

Wet Distillers Grain (65-70% Moisture)	38.00-51.00	UNCH
Mostly	50.00-51.00	

Ethanol W/E Feb 13 Change (\$/gal)

ILLINOIS	1.55-1.60	UP 0.04-UP 0.01
----------	-----------	-----------------

USDA-IL. Dept Ag Market News Springfield, IL 217-782-4925

Iowa Ethanol Plant Report 02/20/09

Yellow Corn Bids	Change (¢/bu)	Basis	Change
E 3.3025-3.5925	UP 4	-23H to 6H	UNCH
W 3.1925-3.5325	UP 4	-34H to OptH	UNCH
Mostly 3.3225-3.5325		-21H to OptH	

Offers Change (\$/ton)

Dried Distillers Grain (10% Moisture)	E 120.00-125.00	UNCH
	W 115.00-130.00	UNCH

Modified Wet Distillers Grain (50-55% Moisture)	E 55.00-68.00	UNCH
	W 50.00-68.00	UNCH

Wet Distillers Grain (65-70% Moisture)	E & W 35.00-42.00	UNCH
--	-------------------	------

Ethanol W/E Feb 20 Change (\$/gal)

E & W	1.42-1.53	DN 0.03-DN 0.05
-------	-----------	-----------------

Rail car sales at 1.42-1.48, while local truck sales at 1.45-1.53
USDA Market News, Des Moines, IA 515-284-4460

Nebraska Ethanol Plant Report 02/20/09

Yellow Corn Bids	Change (¢/bu)	Basis	Change
3.2425-3.5325	UP 4	-29H to OptH	UNCH
mostly 3.3325-3.4525		-20H to -8H	

Offers Change (\$/ton)

Dried Distillers Grain (10% Moisture)	126.00-145.00	DN 2-UNCH
---------------------------------------	---------------	-----------

Modified Wet Distillers Grain (50-55% Moisture)	60.00-71.00	UNCH
---	-------------	------

Wet Distillers Grain (65-70% Moisture)	39.00-53.00	UNCH
--	-------------	------

W/E Feb 20 Change (\$/gal)

Ethanol	1.40-1.48	DN 0.05-DN 0.07
---------	-----------	-----------------

USDA Market News, Des Moines, IA 515-284-4460

Iowa Ethanol Corn and Co-Products Processing Values

	Unit	This week	Last week	Last year
		Feb 20, 2009	Feb 13, 2009	Feb 22, 2008
Ethanol tank cars & trucks Iowa plants	\$/gal	1.48	1.51	2.18
Ethanol yield per bushel processed	gal	2.80	2.80	2.80
Value from bushel of corn	\$	4.13	4.21	6.10
Distillers Dried Grains, 10% moisture Iowa plants	\$/ton	122.50	125.75	157.50
DDGS yield per bushel processed	lbs	17.75	17.75	17.75
Value from bushel of corn	\$	1.09	1.12	1.40
Value of ethanol and DDGS from bushel of corn	\$	5.22	5.33	7.50
No. 2 Yellow Corn truck price IA points	\$/bu	3.44	3.51	5.04
Difference between corn price & value of co-products	\$	1.78	1.82	2.47

USDA Market News Des Moines IA 515-284-4460

Alabama Feedstuff/Production Cost Report Feb. 16, 2009

Compared to a week ago: Whole Cottonseed and gin trash steady. Not all of the feedstuff prices available due to the Holiday of those contacted. Soy Hull pellets 5.00-10.00 lower, Corn Gluten pellets steady and Corn 8-20 cents lower per bushel. Fertilizer steady to 50.00 per ton lower, lime was steady. Farm Diesel Fuel 6-9 cents lower per gallon.

Whole Cottonseed (FOB Gin) 205.00-300.00 Gin Trash 15.00

	North	Central	South
Corn Gluten Pellets 21% prot	140.00-160.00	155.00-170.00	155.00-180.00
Soybean Hull Pellets	125.00-130.00	145.00	155.00-165.00
# 2 yellow Corn per bushel (rounded to nearest whole cent)	4.36-6.50	4.36-4.70	4.82

Production cost items state wide: cash prices bulk, FOB distributor, per ton unless otherwise stated. Fertilizer in granular form unless noted.

Ammonium Nitrate	370.00-540.00
Liquid Nitrogen 28% spread	395.00-400.00
13-13-13 (lbs N-P-K per 100 lbs fert)	371.00-525.00
17-17-17 (lbs N-P-K per 100 lbs fert)	499.00-642.00
DAP (Diammonium Phosphate 18%N 46%P)	400.00-637.00
Lime (spread)	25.00-45.00
Potash (Potassium)	725.00-866.00

Farm Diesel Fuel per gal <1000 gallons 1.52-2.02.


www.ams.usda.gov/mnreports/MG_GR210.txt

Alabama Ag-USDA Market News, Montgomery, AL 334-223-7488

PLEASE NOTE: Corn is spot bid at selected Ethanol plants by State reporting as of 9:00 A.M. Distiller Grains with Solubles (DGS) FOB the plant. Ethanol is spot market, FOB the plant. Protein content 28-30% for most distiller grains - dry matter basis. Modified Wet Distillers Grain is a partially dried product. Wet Distillers Grain is a non-dried product. Yellow Corn = US #2 Corn is spot bid at selected Ethanol plants as of 8:00 A.M. Distiller Grains with Solubles (DGS) is FOB the plant Ethanol is the spot market, FOB the plant. Prices quoted: corn dollars/bushel, DGS dollars/ton, ethanol dollars/gallon Chicago Board of Trade - month symbols: F January, G February, H March, J April, K May, M June, N July, Q August, U September, V October, X November, Z December; NA=not available, NC=No Comparison, Unch – Unchanged

BUTTER– WEST 02/19/09 - Cash butter prices at the CME Group have held steady for eight trading sessions at \$1.1025. The butter support price is \$1.05 and butter continues to clear to the price support program. Last week 455,000 pounds cleared to CCC to bring the total up to 4.1 million pounds. Contacts state that sales activity is good with more bulk sales occurring than they anticipated. Print sales are good for this time of year with some feature activity noted at retail stores. Food service orders continue to lag expectations. Cream offerings are not quite as heavy as they have been so some contacts report a little less churning. Butter continues to enter various storage programs at various levels of the market. According to FAS, imports of butter under the quota system for January total 147,100 pounds, only 37% of the total for January 2008. The two primary sources for this butter were Ireland and New Zealand, accounting for 66% of the total. Imports of High-Tier butter (above quota and with a penalty) were about one load and trail 2008. Butter stocks in CME approved warehouses were 66.0 million pounds for last week, up 220,000 pounds from the previous week. The weekly level compares to 120.8 million pounds in 2008 and 105.3 million pounds in 2007. In the last five weeks stocks have grown 19.1 million pounds. For the same period in 2008 stocks increased 20.9 million pounds and they were up 36.9 million pounds in 2007. Prices for bulk butter range from 2 cents to 5 1/2 cents under the market, based on the CME with various time frames and averages used. http://www.ams.usda.gov/mnreports/md_da440.txt

USDA Market News Madison, WI 608.250.3206

 Milk Futures - Settlement prices Chicago Mercantile Exchange Pit-Traded prices as of 02/19/09			
Month	Settlement	Pt change	Est volume
February 09	9.28	+ 1	---
March 09	10.42	- 30	---
April 09	10.52	- 21	11

Dairy Products Prices Highlights 02/20/09 - Cheddar Cheese prices received for US 40 pound Blocks averaged \$1.13 per pound for the week ending February 14. The price per pound increased 2.7 cents from the previous week. The price for US 500 pound Barrels adjusted to 38 percent moisture averaged \$1.15 per pound, up 2.8 cents from the previous week. Butter prices received for 25 kilogram and 68 pound boxes meeting USDA Grade AA standards averaged \$1.08 per pound for the week ending February 14. The U.S. price per pound increased 0.9 cents from the previous week. Nonfat Dry Milk prices received for bag, tote and tanker sales meeting USDA Extra Grade or USPH Grade A standards averaged \$0.82 per pound for the week ending February 14. The U.S. price per pound decreased 0.2 cents from the previous week. Dry Whey prices received for bag, tote and tanker sales meeting USDA Extra Grade standards averaged 15.6 cents per pound for the week ending February 14. The U.S. price per pound increased 0.2 cents from the previous week. **National Agricultural Statistics Service (NASS), Ag. Statistics Board, USDA. 202-690-2168 www.nass.usda.gov**

FLUID MILK & CREAM REVIEW – WEST 02/19/09 -

CALIFORNIA milk output is generally steady with the growth rate slow to materialize. Processors are noting that intake levels are lower than a year ago. Plants remain on the full side to handle the available milk and components. Dairy product prices have not been good and shifting of milk around has not been an issue. This could change some as the cheese prices have increased around 30 cents since January. Class 1 sales are along expected levels with little gains noted due to lower class price. NEW MEXICO milk production levels are flat with recent weeks. Weather conditions are non issues the milk picture. The biggest concern is over the milk prices and what producers are doing to manage their costs. Culling cows and changing feed rations are common starting points for short term events. CREAM prices and the market tone remain weak. Offerings are in excess of needs for higher class items, although production of those products is increasing ahead of seasonal rollouts and upcoming holidays. Butter output remains heavy. Basing points, multiples and overages are holding steady. At the CME, Grade AA butter price closed at \$1.1025 on Wednesday, February 18. Cream multiples in the West range from 95-115 FOB and vary depending on class usage and basing points. Milk production continues to grow slowly in the PACIFIC NORTHWEST along seasonal patterns. It is probably a little slower than anticipated due to heavier culling practices and a change in rations. Weather has had

little impact on production for quite a few weeks. More hay offerings are noted and prices continue to soften on a light test. Very little milk or cream is moving around the region. Plants are basically running with their own milk. More snow is hitting the dairy areas in UTAH and IDAHO. Problems are minor, but it is a reminder that winter is still in the region and the moisture continues to be welcomed. Some cheese operations are willing to look at taking some additional milk in because of the excellent sales they have noted in the past few weeks. The rising prices for cheese are stimulating some extra interest in the short run as buyers try to anticipate further price increases. Heifer prices at a weekly sale in the region backed off again after rebounding for one week. The top of the market was \$1600 and the average was \$1370. This average is again the lowest since 2003. http://www.ams.usda.gov/mnreports/md_da240.txt

USDA Market News Madison, WI 608.250.3206

NONFAT DRY MILK – WEST 02/19/09 - Pricing for Western

low/medium heat nonfat dry milk is mostly steady. The market tone remains weak, although pricing levels are likely at or near the lowest levels they should attain under current market conditions. The trade sentiment is that offerings will continue to the support program at 80 cents with the possible inclusion of a couple more producers in the future. Producers not offering to the support program say that they are better off selling around 2 cents below the support price to offset the associated costs of the CCC sales. Current export shipments are slowing and new deals are not materializing for U.S. NDM/SMP; reflecting the competitive world market position and world pricing below U.S. pricing. There is not an incentive for U.S. producers to sell powder into export channels below current pricing levels. During the week of February 9-13, Western NDM sales to the CCC support program totaled 7.7 million pounds, bring the cumulative total since October to nearly 170 million pounds. Western high heat NDM pricing levels are unchanged. The market tone is steady. Supplies are in good relation with demand. Seasonal interest is developing for bakery and confectionary accounts. Current production schedules are light as producers assess plant throughputs to maximize capacity.

F.O.B. WEST: Includes EXTRA GRADE and GRADE A

LOW/MEDIUM HEAT: .7700 - .8300 MOSTLY: .7800 - .8100
 HIGH HEAT: .8500 - .9900

USDA Market News Madison, WI 608.250.3202 and 608.250.3202

WEST CHEESE 02/18/09 - Block cheese prices at the CME Group

have gained 29 cents since the low for the year that occurred on January 15. The price at midweek is \$1.33. As the price has increased over the last few weeks, it has stimulated additional buying interest. Buyers are now aggressively looking for more cheese for immediate needs and for future use. They assume prices will continue to increase in the short run and they want to beat those daily and weekly average increases. Cheese is well cleaned up at the plant level. This also applies to under grade cheese. In the last week, anyone that has tried to clean out inventories of old or off condition cheese has been very successful. Contacts indicate that end user demand for cheese is very good. A lot of features are noted at the retail level and more specials are being run by various restaurant chains. Production of cheese does remain heavy outside of some Italian varieties. According to FAS, total imports of quota cheese in January are 15.0 million pounds, 86% of the total for last January. Imports of High-Tier cheese (above quota and with a penalty) are 1.27 million pounds in January, only 29% of the total for January 2008. Swiss quota imports in January are 3.1 million pounds, 89% of the year ago total. The two leading countries for sourcing this cheese are Norway and Finland and they accounted for 68% of the imports for January.

WHOLESALE SELLING PRICES: DELIVERED, DOLLARS PER POUND (1000 - 5000 POUNDS MIXED LOTS)

Process 5# Loaf : 1.3275-1.5850
 Cheddar 40# Block : 1.3175-1.6700
 Cheddar 10# Cuts : 1.4975-1.7175
 Monterey Jack 10# : 1.5075-1.6675
 Grade A Swiss Cuts 6 - 9# : 2.5700-3.1300

http://www.ams.usda.gov/mnreports/md_da840.txt

USDA Market News Madison, WI 608-250-3206

ILLINOIS HAY - 02/06/09 This report is issued the first Friday of the month. All hay prices quoted dollars per ton FOB the farm, small square bales unless otherwise noted. Straw quoted in dollars per bale and by the ton. This report was based on the sale of 6150 tons. The demand for hay was light to moderate, as sales activity was slow to moderate and prices were steady to weak for good quality hay, with some of the lower quality hay 10 to 30 dollars lower. Lower prices for milk are making dairy producers look for the products that will fit their budget. Plus, the abundance of lower quality hay has started to weigh on prices. The months of Dec. and Jan. gave Illinois livestock producers a good share of winter like conditions. This has been supportive of both hay and straw values. Illinois hay producers had a good year in 2008. According to the USDA's Annual Crop Production report, released on January 12, Illinois produced 1.87 million tons of hay, compared to 1.96 million tons in 2007. The average yield in 2008 was 3.03 tons per acre, compared to 2.82 in 2007. In 2008, Illinois producers planted 620,000 acres to hay, compared to 680,000 in 2007. Many farmers would probably like to see less rain in 2009, so they could put up better quality dry hay. Demand for straw was moderate to good, with most of the interest coming from the livestock interests for bedding and feed. **Northern:** Hay trading slow to moderate with prices mostly steady on good quality hay, with the lower quality hay 10 to 30 dollars lower. Demand light to moderate with heavy offerings. Straw prices steady, with moderate demand and moderate offerings. Premium Alfalfa 160-200, 185-210 big squares; Good Alfalfa 160-180, 175-190 big squares, 100-120 big rounds; Fair Alfalfa 100-120, 120-140 big squares, 80-100 big rounds; Utility Alfalfa 60-80, 60-80 big squares. Premium Mix 160-180, 165-180 big squares; Good Mix 140-160, 140-150 big squares, 80-100 big rounds; Fair Mix 100-120, 100-110 big squares, 60-80 big rounds; Utility 40-80, 60-80 big squares, 40-60 big rounds. Premium Grass 160-180; 140-160 big squares; Good Grass 120-140, 120 big squares and 80-100 big rounds; Fair Grass 80-100, 100 big squares, 80 big rounds; Utility 40-80, 60-80 big squares and 50 big rounds. Straw prices 2.00-2.50 per bale in small squares, 100-120 per ton in small squares, with large squares 70-90 and large rounds at 55. **Central:** Hay sales moderate with prices steady on good quality hay, with the lower quality 10 to 30 dollars lower. Demand light to moderate with heavy offerings. Straw prices steady, with moderate demand and moderate offerings. Premium Alfalfa 180-200, 185-210 big squares, 130 big rounds; Good Alfalfa 180-200, 170-195 big squares, 120-130 big rounds; Fair Alfalfa 100-120, 80 big rounds, 120-140 big squares; Utility Alfalfa 60-80, 60-80 big squares, and 50-70 big rounds. Premium Mix 180-200, 160 big squares; Good Mix 160-180, 140-160 big squares, 100 big rounds; Fair Mix 80-100, 100-120 big squares, 60-80 big rounds; Utility Mix 60, 40-80 big rounds. Premium Grass 120-160, 140 big squares, 100 big rounds; Good Grass 120-140, 120-140 big squares, 80-100 big rounds; Fair Grass 80-100, 100 big squares and 60-80 big rounds; Utility 40-80, 60-80 big squares, 50-65 big rounds. Straw steady to firm with moderate to good demand. Prices 2.00-2.50 per bale, 100-120 per ton small squares and 70-90 big squares and 45-65 big rounds. **Southern:** Producers reported hay trading slow to moderate with light to moderate demand. Prices mostly steady to weak for good quality hay, while the lower qualities dropped 10 to 30 dollars. Supplies moderate to heavy. Straw prices steady, with moderate demand and light to moderate offerings. Premium Alfalfa 180-200, 185 big squares; Good Alfalfa 160-180, 165-185 big squares, 120 big rounds; Fair Alfalfa 100-120, 120-140 big squares, 80-100 big rounds; Utility Alfalfa 60-80, 80 big squares and 60-80 big rounds. Premium Mix 180-200, 160-180 big squares; Good Mix 160, 120-160 big squares, 100-120 big rounds; Fair Mix 100-120, 90-110 big squares; Utility Mix 60-80, 50-70 big rounds. Premium Grass 160-200, 120-160 big squares; Good Grass 80-120, 120 big squares, 80 big rounds; Fair Grass 60-100, 60-80 big rounds, 80-100 big squares; Utility Grass 40-60, 30-50 big rounds. Straw 2.00-2.50 per bale; 60-90 per ton big squares, with 100-115 small squares. http://www.ams.usda.gov/mnreports/gx_gr310.txt
USDA Market News, Springfield, IL 217-782-4925

Arthur Sale Barn Weekly Hay Report, Arthur, IL			
02/16/09 Hay and wheat straw mostly steady. Demand moderate to good, with very heavy offerings. Receipts: 3574 bales-125.94 tons; Last Wk: 3277 bales-105.35 tons; Last Year: 1319 bales-62.08 tons.			
Type, Quality	Tons	Per Bale	Wtd. Avg/Bale
Alfalfa Small Squares			
Premium	1.75	4.10-5.00	4.41
Good	33.05	2.25-4.00	2.90
Alfalfa Large Squares			
Good	8.05	37.50-49.00	44.54
Alfalfa Large Rounds			
Fair	10.00	35.00-39.00	37.40
Alfalfa-Orchard Grass Mix Small Squares			
Premium	1.08	4.50-5.00	4.78
Fair	.80	1.60	1.60
Alfalfa-Mixed Grass Small Squares			
Premium	.62	5.50	5.50
Good	3.22	3.00-4.75	3.59
Fair	1.75	2.00-2.10	2.05
Alfalfa-Mixed Grass Large Squares			
Good	1.40	57.50	57.50
Alfalfa-Mixed Grass Large Rounds			
Good	9.10	41.00	41.00
Fair	1.00	32.50	32.50
Orchard Grass Small Squares			
Premium	.75	5.00	5.00
Mixed Grass Small Squares			
Good	16.95	2.10-3.25	2.64
Fair	9.08	1.25-2.00	1.77
Utility	.50	.50	.50
Mixed Grass Large Rounds			
Fair	2.10	30.00	30.00
Mixed Grass Large Squares			
Good	8.75	35.00-42.00	37.48
Red Clover Small Squares			
Fair	1.12	2.25	2.25
Oat Hay Small Squares			
Fair	5.75	1.85-2.00	1.92
Oat Stubble Small Squares			
Utility	1.20	1.25	1.25
Corn Stalks Large Squares			
Fair	.70	20.00	20.00
Wheat Straw Small Squares			
Good	6.46	2.45-3.10	2.68
Fair	.76	1.50-2.10	1.76
USDA-IL Dept of AG Market News Springfield, IL 217-782-4925			

United Producers Inc. Weekly Hay Auction-Shelbyville, IL			
02/17/09 Hay and straw mostly steady, with the exception of alfalfa hay which was 1.25 higher. Demand moderate for moderate to heavy offerings. Receipts: 765 bales-19.84 tons; Last Wk: 532 bales-13.12 tons; Last Yr: 576 bales-14.00 tons.			
Type, Quality	Tons	Per Bale	Wtd. Avg/Bale
Alfalfa			
Good	2.58	3.50-4.50	
Alfalfa-Mixed Grass			
Good	2.70	2.25-2.60	2.43
Fair	1.52	1.25-1.45	1.35
Alfalfa-Orchard Grass Mix			
Good	6.32	2.50-3.25	2.93
Fair	.75	1.50	1.50
Mixed Grass Small Squares			
Good	.88	2.85	2.85
Fair	.75	1.90	1.90
Mixed Grass Large Rounds			
Fair	1.50	15.00	15.00
Wheat Straw			
Good	2.84	1.20-2.25	1.44
USDA-IL Dept of AG Market News Springfield, IL 217-782-4925			

Hamilton's Madison County Ag Hay Auction- Bethalto, IL – 02/14/09 Hay traded steady. Demand was moderate for moderate offerings. Receipts: 1789 bales-118.73 tons; Last Week: 2925-bales169.70 tons; Last Year: 2072 bales-205.00 tons. www.ams.usda.gov/mnrcs/mn_reports/gx_gr313.txt			
Type, Quality	Tons	Per Bale	Wtd. Avg/Bale
Alfalfa Small Squares			
Good	8.15	2.75-3.65	3.16
Fair	1.68	1.70-2.55	2.34
Alfalfa Large Squares			
Good (2x3)	17.00	26.00-32.00	28.65
Alfalfa Large Rounds			
Good	12.00	56.00	56.00
Fair	.35	25.00	25.00
Alfalfa/Mixed Grass Small Squares			
Good	1.27	2.10-2.35	2.23
Fair	1.88	1.30-1.90	1.60
Alfalfa/Mixed Grass Large Rounds			
Fair	18.65	12.50-20.50	16.08
Alfalfa-Orchard Grass Mix Small Squares			
Good	1.88	2.85-3.00	2.90
Orchard Grass Small Squares			
Premium	.62	5.00	5.00
Mixed Grass Small Squares			
Good	8.15	2.05-3.30	2.51
Fair	5.38	1.05-1.80	1.45
Utility	.62	.90	.90
Mixed Grass Large Rounds			
Fair	19.15	12.50-14.50	13.24
Mixed Grass Large Squares			
Fair	13.65	25.00	25.00
Blue Grass Small Squares			
Fair	3.12	1.05-1.20	1.12
Wheat Straw Small Squares			
Good	5.18	1.55-1.80	1.70
USDA-IL Dept of AG Market News Springfield, IL 217-782-4925			

National Feedstuffs Market Review 02/18/09

All prices quoted per ton unless otherwise noted The USDA Market News Service reports feed ingredient prices for the week ending Feb. 17, were mixed. Soybean Meal mostly 25.60 to 30.60 lower. Cottonseed Meal steady to 5.00 lower. Whole Cottonseed steady to 10.00 lower with the exception of Memphis, which was 5.00 higher. Canola Meal 33.60 lower. Linseed Meal 5.00 to 15.00 lower. Sunflower Meal steady to 10.00 lower. Crude Soybean Oil 189 to 349 points lower. Crude Corn Oil steady. Meat and Bone Meal steady to 17.50 higher. Blood Meal 50.00 higher in California. Feather Meal steady to 40.00 higher, mostly 5.00 to 15.00 higher. Fish Meal steady. Hominy steady to 8.00 higher. Corn Gluten Feed mixed, 5.00 lower to 5.00 higher, mostly steady to 5.00 lower. Corn Gluten Meal steady to 35.00 lower, mostly 5.00 to 15.00 lower. Distillers Dried Grains were mixed, 5.00 lower to 15.00 higher, mostly steady to 5.00 lower. Wheat Middlings mixed, 8.00 lower to 8.00 higher. **OILSEEDS:** On Tue., Feb. 17, the March Soybean Meal futures closed 28.60 lower at 283.50; May closed 29.10 lower at 281.00. The March Soybean Oil futures closed 249 points lower at 31.15 cents per pound; May closed 249 points lower at 31.48 cents per pound. Offers of high protein Soybean Meal in Central Illinois were 25.60 to 28.60 lower from 284.50-294.50; Iowa 26.50 to 29.50 lower from 277.50-288.50; Kansas City 28.60 lower from 288.50-298.50; Minneapolis 26.60 to 27.60 lower from 277.50-285.50; St. Louis 4.00 to 16.00 lower from 327.00-338.00; Memphis 16.10 to 18.10 lower from 320.70-330.70; Portland

28.60 lower from 313.50-337.50; BN Santa Fe delivered Chino Valley 26.60 to 30.60 lower from 321.00-331.50; Union Pacific delivered Chino Valley 25.60 to 30.60 lower from 325.00-336.50. Cottonseed Meal FOB the Central San Joaquin Valley in CA not available; Kansas City 4.00 to 5.00 lower from 255.00-265.00; St. Louis steady from 245.00-255.00; Memphis steady at 245.00. Whole Cottonseed FOB the Central San Joaquin Valley in CA 10.00 lower with limited trade from 260.00-265.00. Whole Cottonseed delivered to Portland steady to 2.00 lower from 285.00-300.00; Memphis 5.00 higher at 195.00. Offers for nearby delivered Canola Meal, 34 to 36 percent protein, delivered to Portland 33.60 lower from 18.500-240.50. Linseed Meal, 34 pct protein 5.00 to 15.00 lower from 270.00-275.00 in the North Dakota-Minn. area. Sunflower Meal, 23 pct fiber, 28 pct protein steady to 10.00 lower from 155.00-165.00 in the North Dakota-Minn. area. The Soybean Oil in Central Illinois 189 to 224 points lower from 28.00-28.65 cents per pound; Iowa 274 to 349 points lower from 26.65-28.65 cents per pound; Minnesota 224 points lower from 28.40-28.65 cents per pound. Crude Corn Oil in Central Illinois steady from 28.00-30.00 cents per pound. **ANIMAL PROTEINS:** Meat and Bone Meal in the Central U.S. mostly steady to 10.00 higher from 270.00-290.00; Pork ranged 295.00-325.00; FOB the Texas Panhandle no quote; Minn. 15.00 higher at 295.00, pork ranged 330.00-340.00; St. Louis 15.00 to 17.50 higher from 300.00-310.00 for ruminant; Pork ranged 310.00-320.00; Portland FOB production points 5.00 to 40.00 higher from 270.00-310.00; FOB Central and Northern CA steady at 280.00; FOB Los Angeles steady at 280.00. Blood Meal in the Central U.S. no quote; Pork ranged 650.00-655.00; FOB the Texas Panhandle no quote; delivered to the San Joaquin Valley 50.00 higher at 675.00. Feather Meal in Kansas City 5.00 to 10.00 higher from 355.00-370.00; Minneapolis 10.00 to 15.00 higher from 400.00-415.00; Arkansas 10.00 to 40.00 higher from 360.00-390.00; Mississippi 15.00 higher from 345.00-350.00; FOB San Joaquin Valley steady at 390.00. Menhaden Fish Meal steady in the Gulf Coast at 750.00 for both FAQ and Select qualities. The East Coast also steady at 750.00 for both the FAQ and Select qualities. Mixed Fish Meal, 60 percent protein FOB Central San Joaquin Valley not available. **CORN FEEDS:** Yellow Corn Hominy in Central Illinois steady from 88.00-92.50; Kansas City (Northwest) steady to 2.00 higher from 92.00-100.00; St. Louis 2.50 to 8.00 higher from 100.00-118.00; rail delivered California 2.00 lower with offers from 153.00-155.00. Corn Gluten Feed in the Midwest (IA, IL, IN) mixed, 5.00 lower to 5.00 higher from 85.00-115.00; Kansas City steady to 9.00 lower from 139.00-155.00; St. Louis steady to 4.00 lower from 110.00-123.00; Memphis steady at 155.00. Corn Gluten Meal, 60 percent protein in the Midwest (IA, IL, IN) 5.00 to 10.00 lower from 505.00-575.00; Kansas City 30.00 to 35.00 lower from 570.00-620.00; St. Louis steady from 580.00-595.00; Memphis 15.00 lower at 520.00. Distillers Dried Grain prices in Eastern Corn-belt steady from 130.00-145.00; Chicago area steady from 118.00-140.00; Lawrenceburg, IN steady at 115.00; Nebraska steady to 5.00 lower from 130.00-145.00; Minnesota steady from 120.00-130.00; Kansas 5.00 to 15.00 higher from 145.00-155.00; Iowa steady from 120.00-130.00; Northern Missouri steady to 3.00 lower from 135.00-142.00; St. Louis steady from 140.00-150.00; Wisconsin-Eastern Minnesota steady to firm from 125.00-135.00; rail delivered California steady with offers from 172.00-173.00. **WHEAT MILFEEDS:** Wheat Middlings in Buffalo, NY steady from 110.00-120.00; Kansas City 7.00 to 8.00 lower from 123.00-128.00; Minneapolis 2.00 to 8.00 higher from 102.00-118.00; St. Louis mixed, 4.50 lower to 1.00 higher from 123.00-128.00; Memphis not available. Wheat Millrun delivered Portland steady to 5.00 lower from 128.00-140.00. Wheat millrun truck delivered FOB Northern and Central California mills steady to 5.00 higher from 125.00-135.00; FOB Los Angeles mill door steady to 5.00 higher from 125.00-135.00. **OTHERS:** Rice by-products: Rice bran mostly steady, instances 10.00 lower; Millfeed steady in a very lightly tested trade. Alfalfa Meal and Pellets mostly steady across the nation this past week.

www.ams.usda.gov/mnreports/MS_GR850.txt
USDA Market News, Minneapolis, MN
651-451-1565

