



(12) **EUROPEAN PATENT APPLICATION**
published in accordance with Art. 158(3) EPC

(43) Date of publication:
27.08.2003 Bulletin 2003/35

(51) Int Cl.7: **C22C 38/00, C22C 38/14,
C22C 38/38, C21D 9/46**

(21) Application number: **01980929.2**

(86) International application number:
PCT/JP01/09469

(22) Date of filing: **29.10.2001**

(87) International publication number:
WO 02/036840 (10.05.2002 Gazette 2002/19)

(84) Designated Contracting States:
**AT BE CH CY DE DK ES FI FR GB GR IE IT LI LU
MC NL PT SE TR**

(30) Priority: **31.10.2000 JP 2000331681
31.10.2000 JP 2000331682
31.01.2001 JP 2001022726
20.02.2001 JP 2001044351
20.02.2001 JP 2001044352
20.02.2001 JP 2001044354
20.02.2001 JP 2001044355
18.09.2001 JP 2001282774**

(71) Applicant: **NKK CORPORATION
Tokyo 100-0005 (JP)**

(72) Inventors:
• **FUNAKAWA, Yoshimasa, c/o NKK Corporation
Tokyo 100-0005 (JP)**
• **SHIOZAKI, Tsuyoshi, c/o NKK Corporation
Tokyo 100-0005 (JP)**

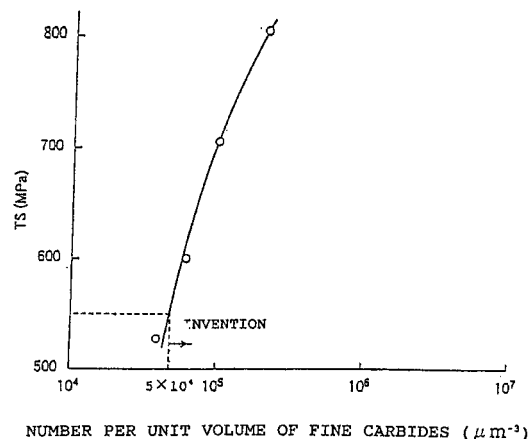
- **TOMITA, Kunikazu, c/o NKK Corporation
Tokyo 100-0005 (JP)**
- **SAITO, Takano, c/o NKK Corporation
Tokyo 100-0005 (JP)**
- **NAKATA, Hiroshi, c/o NKK Corporation
Tokyo 100-0005 (JP)**
- **SATO, Kaoru, c/o NKK Corporation
Tokyo 100-0005 (JP)**
- **SUWA, Minoru, c/o NKK Corporation
Tokyo 100-0005 (JP)**
- **YAMAMOTO, Tetsuo, c/o NKK Corporation
Tokyo 100-0005 (JP)**
- **MURAO, Yasuhiro, c/o NKK Corporation
Tokyo 100-0005 (JP)**
- **MAEDA, Eeiji, c/o NKK Corporation
Tokyo 100-0005 (JP)**

(74) Representative: **HOFFMANN - EITLÉ
Patent- und Rechtsanwälte
Arabellastrasse 4
81925 München (DE)**

(54) **HIGH TENSILE HOT ROLLED STEEL SHEET AND METHOD FOR PRODUCTION THEREOF**

(57) The present invention relates to a high strength hot rolled steel sheet containing 0.15 % or less C, 0.02 to 0.35 % Ti, and 0.05 to 0.7 % Mo by weight percentage and consisting essentially of a matrix of ferrite structure single phase and fine precipitates with a grain size of smaller than 10 nm dispersed in the matrix, for example, a high strength hot rolled steel sheet which consists essentially of 0.06 % or less C, 0.5 % or less Si, 0.5 to 2.0 % Mn, 0.06 % or less P, 0.005 % or less S, 0.1 % or less Al, 0.006 % or less N, 0.02 to 0.10 % Ti, 0.05 to 0.6 % Mo by weight percentage, and the balance being Fe, wherein fine precipitates with a grain size of smaller than 10 nm are dispersed in a matrix of ferrite structure single phase at a number per unit volume of $5 \times 10^4/\mu\text{m}^3$ or higher. This steel sheet, which has tensile strength of not lower than 550 MPa, high elongation and excellent stretch flangeability, is suitable for intricately shaped automotive chassis parts such as a suspension arm.

FIG. 1



Description**TECHNICAL FIELD**

5 **[0001]** The present invention relates to a high strength steel sheet suitable for automotive chassis parts or the like and, more particularly, to a high strength hot rolled steel sheet having tensile strength of not lower than 550 MPa, and to a method for manufacturing the same.

BACKGROUND ART

10 **[0002]** From the viewpoint of increased fuel economy leading to environmental protection, hot rolled steel sheets for automobiles, having higher tensile strength and smaller thickness, have been developed. In particular, higher tensile strength and smaller thickness have been demanded for hot rolled steel sheets used for automotive chassis parts such as a suspension arm, to which a great effect of higher tensile strength and smaller thickness is obtained. On the other hand, since the automotive chassis parts have an intricate shape, the hot rolled steel sheet used for them is required to have high elongation and excellent stretch flangeability as well as high tensile strength.

15 **[0003]** Conventionally, various types of high strength hot rolled steel sheets used for automotive chassis parts have been proposed. For example, JP-A-4-329848 has disclosed a dual phase steel sheet having excellent fatigue property and stretch flangeability, which consists of a ferrite structure and a second phase (pearlite, bainite, martensite, retained austenite, etc.). However, sufficient stretch flangeability cannot be obtained because of the existence of the hard second phase.

20 **[0004]** JP-A-6-172924 has proposed a steel sheet having excellent stretch flangeability, which has a bainitic ferrite structure with high dislocation density. However, sufficient elongation cannot be obtained because of the existence of the bainitic ferrite structure with high dislocation density.

25 **[0005]** JP-A-6-200351 has proposed a steel sheet, consisting mainly of a polygonal ferrite structure, which has excellent stretch flangeability and is provided with high tensile strength by utilizing precipitation strengthening due to TiC or solid solution strengthening. However, high elongation and excellent stretch flangeability cannot be obtained steadily because much Ti must be added and thus coarse precipitates are yielded easily.

30 **[0006]** JP-A-7-11382 has proposed a steel sheet having excellent stretch flangeability, which has an acicular ferrite structure in which fine TiC or NbC is precipitated. However, sufficient elongation cannot be obtained because of the existence of the acicular ferrite structure with high dislocation density.

35 **[0007]** JP-A-11-152544 has proposed a steel sheet in which the grain size of ferrite is controlled to be as fine as 2 μm or smaller by adding Ti, Nb, V and Mo. However, high elongation cannot be obtained because of the fine grain size of ferrite of 2 μm or smaller.

DISCLOSURE OF THE INVENTION

40 **[0008]** An object of the present invention is to provide a high strength hot rolled steel sheet having high tensile strength of not lower than 550 MPa, high elongation, and excellent stretch flangeability, which is suitable for intricately shaped automotive chassis parts and a method for manufacturing the same.

[0009] The object of the present invention can be achieved by a high strength hot rolled steel sheet containing 0.15 % or less C, 0.02 to 0.35 % Ti, and 0.05 to 0.7 % Mo by weight percentage and consisting essentially of a matrix of ferrite structure single phase and fine precipitates with a grain size smaller than 10 nm dispersed in the matrix. More concretely, the object thereof can be achieved by the following high strength hot rolled steel sheets.

45 (1) A high strength- hot rolled steel sheet which consists essentially of 0.06 % or less C, 0.5 % or less Si, 0.5 to 2.0 % Mn, 0.06 % or less P, 0.005 % or less S, 0.1 % or less Al, 0.006 % or less N, 0.02 to 0.10 % Ti, 0.05 to 0.6 % Mo by weight percentage, and the balance being Fe, wherein fine precipitates with a grain size smaller than 10 nm are dispersed in a matrix of ferrite structure single phase at a number per unit volume of $5 \times 10^4/\mu\text{m}^3$ or higher.

50 (2) A high strength hot rolled steel sheet which consists essentially of 0.06 % or less C, 0.5 % or less Si, 0.5 to 2.0 % Mn, 0.06 % or less P, 0.005 % or less S, 0.1 % or less Al, 0.006 % or less N, 0.02 to 0.10 % Ti, 0.05 to 0.6 % Nb, at least one element selected from 0.08 % or less Nb and 0.15 % or less V by weight percentage, and the balance being Fe, wherein fine precipitates with a grain size smaller than 10 nm are dispersed in a matrix of ferrite structure single phase at a number per unit volume of $5 \times 10^4/\mu\text{m}^3$ or higher.

55 (3) A high strength hot, rolled steel sheet which consists essentially of more than 0.06 % and 0.15 % or less C, 0.5 % or less Si, 0.5 to 2.0 % Mn, 0.06 % or less P, 0.005 % or less S, 0.1 % or less Al, 0.006 % or less N, more than 0.10 % and 0.35 % or less Ti, 0.3 to 0.7 % Mo by weight percentage, and the balance being Fe, wherein fine precipitates with a grain size smaller than 10 nm are dispersed in a matrix of ferrite structure single phase at a

number per unit volume of $5 \times 10^4/\mu\text{m}^3$ or higher.

5 [0010] The above-described high strength hot rolled steel sheets can be manufactured, for example, by a method comprising the steps of: producing a hot rolled steel sheet by hot rolling a steel slab having the above-described compositions at a temperature of Ar3 transmission point or higher; and coiling the hot rolled steel sheet at a temperature of 550 to 700 °C.

BRIEF DESCRIPTION OF THE DRAWINGS

10 [0011]

FIG. 1 is a graph showing the relationship between TS and number per unit volume of fine carbides;

FIG. 2 is a graph showing the relationship between grain size of Fe carbide and λ ;

FIG. 3 is a graph showing the relationship between volume percentage of Fe carbide and λ ;

15 FIG. 4 is a graph showing the relationship between Si and Mo contents and surface property; .

FIG. 5 is a graph showing the relationship between $TS \times EL / t^{0.2}$ and press formability; and

FIG. 6 is a graph showing the relationship between solid solution C content and EL.

EMBODIMENT FOR CARRYING OUT THE INVENTION

20 [0012] The inventors conducted studies on the elongation and the stretch flangeability of a high strength hot rolled steel sheet, and, as a result, obtained the knowledge described below.

(1) Precipitates of carbide, nitride, etc. are made fine by the addition of Mo.

25 (2) If the precipitates of carbide, nitride, etc. are dispersed finely in a matrix of ferrite structure single phase with low dislocation density and high ductility by the addition of Mo, high elongation and excellent stretch flangeability as well as high tensile strength can be achieved at the same time.

30 [0013] Based on this knowledge, we found that 0.15 % or less C, 0.02 to 0.35 % Ti, and 0.05 to 0.7 % Mo by weight percentage, the matrix made essentially of a ferrite structure single phase, and fine precipitates with a grain size smaller than 10 nm dispersed in the matrix allow to produce a hot rolled steel sheet having high tensile strength and excellent stretch flangeability.

[0014] The reasons for the limitation of contents of C, Ti and Mo are as described below.

35 [0015] If the content of C is higher than 0.15 %, the fine precipitates are sometimes liable to become coarse, and thus the strength decreases. Therefore, the content of C should be 0.15 % or lower.

[0016] If the content of Ti is smaller than 0.02 %, the amount of fine precipitates is small, and thus it is difficult to obtain tensile strength of not lower than 550 MPa. If the Ti content is higher than 0.35 %, the ferrite structure becomes fine, and thus the total elongation is liable to decrease. Therefore, the content of Ti should be in the range of 0.02 to 0.35 %.

40 [0017] If the content of Mo is 0.05 % or higher, fine composite precipitates combining with Ti are deposited while pearlite transformation is restrained, and thus the steel can be strengthened while maintaining high elongation and excellent stretch flangeability. However, if the Mo content is higher than 0.7 %, a hard phase is formed, and thus the stretch flangeability degrades. Therefore, the content of Mo should be in the range of 0.05 to 0.7 %.

45 [0018] In the present invention, the ferrite structure single phase need not always consist of a 100% ferrite phase. If the ferrite phase is 95% or more, the object of the present invention can be achieved.

[0019] Also, if the grain size of fine precipitates deposited in the matrix is 10 nm or larger, tensile strength of not lower than 550 MPa can hardly be obtained. Therefore, if an attempt is made to strengthen the steel by the precipitates with a grain size of 10 nm or larger, the volume percentage of precipitates must be increased. Thereby, the ferrite structure is made fine, and thus the elongation is decreased. Therefore, the grain size of fine precipitates should be 50 smaller than 10 nm, preferably 5nm or smaller. To achieve higher tensile strength, the grain size of fine precipitates should preferably be 3 nm or smaller.

[0020] The fine precipitates are composite carbides containing Ti and Mo. It is thought that since Mo, which has lower diffusion rate than Ti, forms carbides together with Ti, the growth rate of the carbides becomes low, so that fine carbides are deposited.

55 [0021] Even if W with a content in the range of 0.01 to 1.5 % is added in place of Mo, or together with Mo, fine precipitates with a grain size smaller than 10 nm can be deposited, and thus a high strength hot rolled steel sheet having high elongation, excellent stretch flangeability and tensile strength of not lower than 550 MPa can be obtained.

[0022] Since the amount of fine precipitates exerts a great influence on the strength, the relationship between amount

of fine precipitates and tensile strength TS was investigated using hot rolled steel sheets with a thickness of 2.3 mm which contained 0.03 to 0.15 % C, 0.03 to 0.25 % Ti, and trace to 0.7 % Nb, and were hot rolled at a finishing temperature of 900 °C and coiled at a coiling temperature of 500 to 800 °C. As a result, it is found that as shown in FIG. 1, if the number per unit volume of fine precipitates with a grain size smaller than 10 nm is $5 \times 10^4/\mu\text{m}^3$ or larger, TS of not lower than 550 MPa can surely be obtained, if the number thereof is $1 \times 10^5/\mu\text{m}^3$ or larger, TS of not lower than 700 MPa can surely be obtained, and if the number thereof is $2 \times 10^5/\mu\text{m}^3$ or larger, TS of not lower than 780 MPa can surely be obtained.

[0023] The high strength hot rolled steel sheet in accordance with the present invention sometimes contains Fe carbides with a relatively large grain size in addition to the fine precipitates with a grain size of smaller than 10 nm. Since the Fe carbides with a large grain size is undesirable for stretch flangeability, the relationship between grain size (average grain size) and volume percentage of Fe carbides and stretch flangeability was investigated using the above-described hot rolled steel sheets. In this investigation, the grain size (average grain size) and volume percentage of Fe carbides were determined by image analysis after the observation under an electron microscope. Also, the stretch flangeability was evaluated as follows. A specimen having a hole was blanked with a clearance of 12.5 % in the center of a steel sheet of 130 mm square by using a punch of 10 mm in diameter, and the blanked hole was pushed up from the burr-free side. Then, a hole diameter was measured at the time when cracking passed through the steel sheet, and evaluation was made by a hole expanding ratio λ expressed by the following equation.

$$\lambda (\%) = [(d - 10)/10] \times 100$$

[0024] FIG. 2 shows the relationship between grain size of Fe carbides and hole expanding ratio. FIG. 3 shows the relationship between volume percentage of Fe carbides and hole expanding ratio.

[0025] It is found that if the grain size of Fe carbides exceeds 1 μm or if the volume percentage of Fe carbides exceeds 1 %, λ becomes lower than 80 %, and thus the stretch flangeability degrades. Therefore, it is preferable that the grain size of Fe carbides be smaller than 1 μm , and the volume percentage thereof be 1 % or lower.

[0026] If the contents of C, Ti and Mo expressed by weight percentage satisfy the equation of $0.8 \leq (C/12)/[(Ti/48) + (Mo/96)] \leq 1.3$, fine precipitates with a grain size of smaller than 10 nm are surely formed at a number per unit volume of $5 \times 10^4/\mu\text{m}^3$ or higher. Also, if the contents of Ti and Mo expressed by atomic percentage in the fine precipitates satisfy the equation of $0.1 \leq Ti/Mo \leq 3$, fine precipitates with a grain size of smaller than 10 nm are surely formed at a number per unit volume of $5 \times 10^4/\mu\text{m}^3$ or higher, so that tensile strength of not lower than 550 MPa can surely be obtained. Further, in order to achieve higher tensile strength, the equation of $0.5 \leq Ti/Mo \leq 2$ should preferably be satisfied.

[0027] Even if in addition to C, Ti and Mo, at least one element selected from 0.08 % or less Nb and 0.15 % or less V is contained, the same effect can be obtained. In this case, however, the contents of Ti, Mo, Nb and V expressed by atomic percentage in the fine precipitates must satisfy the equation of $0.25 \leq Mo/(Ti + Nb + V + Mo)$.

[0028] Similarly, in the case where W is contained in place of Mo, if the contents of Ti and W expressed by atomic percentage in the fine precipitates satisfy the equation of $0.1 \leq Ti/W$, fine precipitates with a grain size smaller than 10 nm are surely formed at a number per unit volume of $5 \times 10^4/\mu\text{m}^3$ or higher.

[0029] Also, if both Mo and W are contained, if the equation of $0.1 \leq Ti/(Mo + W)$ is satisfied, fine precipitates with a grain size of smaller than 10 nm are surely formed at a number per unit volume of $5 \times 10^4/\mu\text{m}^3$ or higher.

[0030] If the ratio of element contents in the fine precipitates is controlled in this manner, not only the number of fine precipitates but also the dispersion state thereof is made homogeneous, so that more homogeneous tensile characteristic values can be obtained in the steel sheet, and also the sheet shape after rolling becomes good.

[0031] The investigation on the structure and the fine precipitates in the present invention was made by the method described below.

[0032] A specimen was prepared by the electrolytic polishing process using the twin jet method, and observation was made under a transmission electron microscope at an acceleration voltage of 200 kV. At this time, the observation was made by the defocus method in which the crystal orientation of parent phase was controlled so that the fine precipitates had a measurable contrast with the fine precipitates, and the focus was shifted from the normal focus to decrease the miscount of precipitates to the minimum. Also, the thickness of specimen in a zone in which the precipitate grain was measured was evaluated by measuring an elastic scattering peak and an inelastic scattering peak by using the electric energy loss spectroscopy. By this method, the number of grains and the thickness of specimen can be measured for the same zone. The number of grains was measured at four locations in a zone of $0.5 \times 0.5 \mu\text{m}^2$ of the specimen, and was calculated as the number of grains observed by being projected per $1 \mu\text{m}^2$. From this value and the thickness of specimen, the number of precipitate grains per $1 \mu\text{m}^2$ was calculated. Also, chemical analysis of precipitates was performed by the energy dispersive X-ray spectroscopy.

[0033] As examples of high strength hot rolled steel sheet in accordance with the present invention, the following

high strength hot rolled steel sheets can be cited.

(1) A high strength hot rolled steel sheet which consists essentially of 0.06 % or less C, 0.5 % or less Si, 0.5 to 2.0 % Mn, 0.06 % or less P, 0.005 % or less S, 0.1 % or less Al, 0.006 % or less N, 0.02 to 0.10 % Ti, 0.05 to 0.6 % Mo by weight percentage, and the balance being Fe, wherein fine precipitates with a grain size of smaller than 10 nm are dispersed in a matrix of ferrite structure single phase at a number per unit volume of $5 \times 10^4/\mu\text{m}^3$ or higher.

(2) A high strength hot rolled steel sheet which consists essentially of 0.06 % or less C, 0.5 % or less Si, 0.5 to 2.0 % Mn, 0.06 % or less P, 0.005 % or less S, 0.1 % or less Al, 0.006 % or less N, 0.02 to 0.10 % Ti, 0.05 to 0.6 % Mo, at least one element selected from 0.08 % or less Nb and 0.15 % or less V by weight percentage, and the balance being Fe, wherein fine precipitates with a grain size of smaller than 10 nm are dispersed in a matrix of ferrite structure single phase at a number per volume of $5 \times 10^4/\mu\text{m}^3$ or higher.

(3) A high strength hot rolled steel sheet which consists essentially of more than 0.06 % and 0.15 % or less C, 0.5 % or less Si, 0.5 to 2.0 % Mn, 0.06 % or less P, 0.005 % or less S, 0.1 % or less Al, 0.006 % or less N, more than 0.10 % and 0.35 % or less Ti, 0.3 to 0.7 % Mo by weight percentage, and the balance being Fe, wherein fine precipitates with a grain size of 10 nm or smaller are dispersed in a matrix of ferrite structure single phase at a number per unit volume of $5 \times 10^4/\mu\text{m}^3$ or higher.

[0034] The steel sheets of (1) and (2) are high strength hot rolled steel sheets having tensile strength of not lower than 780 MPa, and the steel sheet of (3) is a high strength hot rolled steel sheet having tensile strength of not lower than 950 MPa.

[0035] The following is a description of the reasons for the limitation of composition.

[0036] C: C forms carbides, and is effective in strengthening the steel depending on the contents of Ti, Mo, Nb and V described later. However, in the case of a steel sheet having tensile strength of around 780 MPa, if the content of C is higher than 0.06 %, pearlite is formed or the precipitate becomes coarse, so that the elongation and the stretch flangeability deteriorate. Therefore, the content of C should be 0.06 % or lower. On the other hand, in the case of a steel sheet having tensile strength of around 980 MPa, the content of C should be 0.15 % or lower for the same reason, and the content should be higher than 0.06 % to obtain tensile strength of around 980 MPa. Therefore, the content of C should be higher than 0.06 % and 0.15 % or lower. Also, it is desirable that the relationship between the content of C and the later-described contents of Ti and Mo should satisfy $0.8 \leq (C/12)/[(Ti/48) + (Mo/96)] \leq 1.3$. By satisfying the above-described equation, fine composite carbides containing Ti and Mo can be precipitated, and the deterioration in elongation and stretch flangeability caused by the formation of pearlite or coarse precipitates can be restrained.

[0037] Si: Si is an element effective for solid solution strengthening. However, if the content of Si is higher than 0.5%, the precipitation of C from ferrite is accelerated, and thus coarse Fe carbides are liable to precipitate on grain boundaries, so that the stretch flangeability degrades. Also, if the content of Si is higher than 0.5 %, the hot rolling of thin steel sheets with a thickness of 2.5 mm or smaller becomes unstable. Therefore, the Si content should be 0.5 % or lower.

[0038] Mn: The content of Mn should be 0.5 % or higher from the viewpoint of solid solution strengthening. However, if the content is higher than 2.0 %, segregation occurs or a hard phase is formed, so that the stretch flangeability degrades. Therefore, the content of Mn should be in the range of 0.5 to 2.0 %.

[0039] P: P is effective for solid solution strengthening. However, if the content of P is higher than 0.06 %, segregation occurs, so that the stretch flangeability degrades. Therefore, the content of P should be 0.06 % or lower.

[0040] S: A lower content of S is more desirable. If the content of S is higher than 0.005 %, the stretch flangeability deteriorates. Therefore, the content of S should be 0.005 % or lower.

[0041] Al: Al is added as a deoxidizer. If the content of Al is higher than 0.1 %, both of the elongation and the stretch flangeability deteriorate. Therefore, the content of Al should be 0.1 % or lower.

[0042] N: A lower content of N is more desirable. If the content of N is higher than 0.006 %, coarse nitrides increase, so that the stretch flangeability degrades. Therefore, the content of N should be 0.006 % or lower.

[0043] Ti: As described above, Ti forms fine composite carbides, and thus strengthens the steel while the high elongation and the excellent stretch flangeability are maintained. In the case of a steel sheet having tensile strength of around 780 MPa, the content of Ti should be in the range of 0.02 to 0.10 %, and in the case of a steel sheet having tensile strength of around 950 MPa, the content of Ti should be higher than 0.10 % and 0.35 % or lower.

[0044] Mo: For the same reason as that in the case of Ti, in the case of a steel sheet having tensile strength of around 780 MPa, the content of Mo should be in the range of 0.05 to 0.6 %, and in the case of a steel sheet having tensile strength of around 950 MPa, the content of Mo should be in the range of 0.3 to 0.7%.

[0045] In the case of a steel sheet having tensile strength of around 780 MPa, at least one element selected from 0.08 % or less Nb and 0.15 % or less V can further be contained. Nb and V are effective in making the structure fine, and also form composite precipitates together with Ti and Mo, which contributes to the increase in elongation and stretch flangeability. However, if the content of Nb is higher than 0.08 %, or if the content of V is higher, than 0.15 %, the elongation decreases. Therefore, the content of Nb should be 0.08 % or lower, and the content of V should be 0.15

% or lower. From the viewpoint of the formation of fine structure by using Nb and V, it is preferable that the content of Nb should be 0.005 % or higher and the content of V should be 0.001 % or higher.

[0046] As concrete examples of high strength hot rolled steel sheet in accordance with the present invention, the following hot rolled steel sheets containing W can be cited in addition to the above-described three types of high strength hot rolled steel sheets.

(4) A high strength hot rolled steel sheet which consists essentially of 0.1 % or less C, 0.5 % or less Si, 2 % or less Mn, 0.06 % or less P, 0.01 % or less S, 0.1 % or less Al, 0.006 % or less N, 0.5 % or less Cr, 0.02 to 0.2 % Ti, 0.08 % or less Nb, 0.01 to 1.5% W by weight percentage, and the balance being Fe, wherein fine precipitates having a grain size of smaller than 10 nm are dispersed in a matrix of ferrite structure single phase at a number per volume of $5 \times 10^4/\mu\text{m}^3$ or higher and the contents of Ti and W represented by atomic percentage in the precipitates satisfy the equation of $0.1 \leq \text{Ti}/\text{W}$.

(5) A high strength hot rolled steel sheet which consists essentially of 0.1 % or less C, 0.5 % or less Si, 2 % or less Mn, 0.06 % or less P, 0.01 % or less S, 0.1 % or less Al, 0.006 % or less N, 0.5 % or less Cr, 0.02 to 0.2 % Ti, 0.08 % or less Nb, 0.05 to 0.6 % Mo, 0.01 to 1.5 % W by weight percentage, and the balance being Fe, wherein fine precipitates having a grain size of smaller than 10 nm are dispersed in a matrix of ferrite structure single phase at a number per volume of $5 \times 10^4/\mu\text{m}^3$ or higher and the contents of Ti, Mo and W represented by atomic percentage in the precipitates satisfy the equation of $0.1 \leq \text{Ti}/(\text{Mo} + \text{W})$.

[0047] In the above-described high strength hot rolled steel sheets (1) to (5), as shown in the later-described example 7, if the content of solid solution C is 0.0020 % or lower, the elongation increases further.

[0048] FIG. 4 shows the relationship between contents of Si and Mo and surface property. In this figure, ⊙ indicates very good degree of scale defect caused by Si, ○ indicates good degree, and × indicates poor degree.

[0049] In the above-described high strength hot rolled steel sheets (1) to (5), if the contents of Si and Mo by weight percentage satisfy the equation of $(\text{Si} + \text{Mo}) \leq 0.5 \%$, a very good surface property can be obtained.

[0050] Even if at least one element selected from 0.15 % or less Cr, 0.15 % or less Cu, and 0.15 % or less Ni is contained, the effects of the present invention can be achieved.

[0051] The above-described high strength hot rolled steel sheet (1) can be manufactured by a method for manufacturing a high strength hot rolled steel sheet, which comprises the steps of: producing a hot rolled steel sheet by hot rolling a steel slab, which consists essentially of, for example, 0.06 % or less C, 0.5 % or less Si, 0.5 to 2.0 % Mn, 0.06 % or less P, 0.005 % or less S, 0.1 % or less Al, 0.006 % or less N, 0.05 to 0.6 % Mo, 0.02 to 0.10 % Ti by weight percentage, and the balance being Fe, and satisfies the equation of $0.8 \leq (C/12)/[(\text{Ti}/48) + (\text{Mo}/96)] \leq 1.3$, at a temperature of Ar3 transformation point or higher; and coiling the hot rolled steel sheet at a temperature of 550 to 700° C.

[0052] The above-described high strength hot rolled steel sheet (2) can be manufactured by producing a steel slab, which consists essentially of, for example, 0.06 % or less C, 0.5 % or less Si, 0.5 to 2.0 % Mn, 0.06 % or less P, 0.005 % or less S, 0.1 % or less Al, 0.006 % or less N, 0.05 to 0.6 % Mo, 0.02 to 0.10 % Ti, at least one element selected from 0.08 % or less Nb and 0.15 % or less V by weight percentage, and the balance being Fe, under the same hot rolling conditions as those for the steel sheet (1).

[0053] The above-described high tensile hot rolled steel sheet (3) can be manufactured by producing a steel slab, which consists essentially of, for example, more than 0.06 % and 0.15 % or less C, 0.5 % or less Si, 0.5 to 2.0 % Mn, 0.06 % or less P, 0.005 % or less S, 0.1 % or less Al, 0.006 % or less N, more than 0.10 % and 0.35 % or less Ti, 0.3 to 0.7 % Mo by weight percentage, and the balance being Fe, and satisfies the equation of $0.8 \leq (C/12)/[(\text{Ti}/48) + (\text{Mo}/96)] \leq 1.3$, under the same hot rolling conditions as those for the steel sheet (1).

[0054] If the hot rolling is performed at a temperature lower than Ar3 transformation point, coarse grains are produced, and thus the elongation decreases, and the precipitates are made coarse by a strain inducing phenomenon. Therefore, the hot rolling must be performed at a temperature of Ar3 transformation point or higher, preferably, at a temperature of 880 °C or higher. After the hot rolling, in order to provide a ferrite structure single phase, the steel sheet must be coiled at a temperature of 550 °C or higher, preferably at a temperature of 600 °C or higher. Also, in order to prevent the precipitates from becoming coarse, the steel sheet must be coiled at a temperature of 700 °C or lower, preferably, at a temperature of 660 °C or lower.

[0055] The steel slab can be rolled by the direct rolling method in which hot rolling is performed immediately after casting or after heat retention. Alternatively, it can be rolled by the continuous rolling method in which the rolled steel is heated or heat-retained before or during finish rolling, or the rolled steels are joined after rough rolling.

[0056] The above-described high tensile hot rolled steel sheet (1) to (5) can be subjected to hot dip galvanizing treatment. For the high strength hot rolled steel sheet in accordance with the present invention, since stable fine precipitates are dispersed, even if the hot dip galvanizing treatment is accomplished, the precipitates do not change, and thus the steel sheet does not soften.

[0057] Since the automotive chassis parts such as a suspension arm, a reinforcement, a side member, a seat frame,

and a seat rail have an intricate shape, it is difficult to fabricate these parts by press forming the conventional high strength hot rolled steel sheet. However, if the above-described high tensile hot rolled steel sheets (1) to (5) are applied, these parts can be fabricated with high quality and high yields.

[0058] In particular, a high strength hot rolled steel sheet which has hole expanding ratio of 80 % or higher and tensile strength TS of 700 MPa or higher and in which TS, elongation EL (%), and sheet thickness t (mm) satisfy the equation of $(TS \times EL)/t^{0.2} > 12000$ is suitable for the automotive chassis parts for the reason described below.

[0059] The product of TS and EL, $TS \times EL$, serves as an index of absorbed energy of material, and is effective as an index representing the difficulty in developing press cracking. The value required for this differs according to TS of steel sheet. Also, since EL is a value that depends on the sheet thickness t , a desirable range of $TS \times EL$ represented as a function of t that does not cause a problem of press cracking due to insufficient EL exists for each TS. The EL of steel sheet with a different t can be converted by using Oliver's equation, and is proportional to $t^{0.2}$.

[0060] A suspension arm was fabricated with a 1200-ton press by using a hot rolled steel sheet that contains 0.04 % C, 0.09 % Ti, and 0.2 % Mo and has a thickness of 3.5 to 2.7 mm and TS of 710 to 850 MPa. Then, the relationship between $(TS \times EL)/t^{0.2}$ and press formability (no cracking: OK, cracking: NG) was investigated.

[0061] As shown in FIG. 5, if $(TS \times EL)/t^{0.2}$ exceeds 12000, cracking does not occur at all.

Example 1

[0062] Steels A to E having a chemical composition given in Table 1 were hot rolled under the conditions given in Table 1, by which steel sheets 1 to 5 were manufactured. Thereafter, a tensile test using a JIS No. 5 test piece was conducted, and also the investigation of structure and precipitate under a transmission electron microscope, the measurement of hole expanding ratio (λ), and the real press test of suspension arm were carried out by the above-described method. Table 1 additionally gives the structure of matrix, the grain size of precipitates, and the number per unit volume of precipitates.

[0063] The results are given in Table 2.

[0064] According to the observation under a transmission electron microscope, in the steel sheets 1 to 3 of examples of this invention, fine precipitates with a grain size of smaller than 10 nm were dispersed homogeneously in a matrix of ferrite structure single phase. Also, these fine precipitates were carbides containing Ti and Mo. The steel sheets 1 to 3 had TS of not lower than 800 MPa and high EL and λ , and were not cracked in the press test.

[0065] On the other hand, the steel sheet 4 of comparative example, having a bainite (B) structure, had low EL and was cracked in the press test. Also, the steel sheet 5, having a ferrite + pearlite (F + P) structure, had low λ and was cracked.

Table 1

Steel	Chemical composition (wt%)										Hot rolling conditions		Fine precipitate		Remarks		
	C	Si	Mn	P	S	Al	N	Ti	Nb	Mo	Cr	Finishing temperature (°C)	Coiling temperature (°C)	Structure		Grain size (nm)	Number (10 ⁴ /µm)
A	0.045	0.05	1.67	0.004	0.001	0.044	0.0020	0.085	0.007	0.20	0.056	890	600	F	1	21	Inventive example
B	0.046	0.08	1.65	0.005	0.001	0.040	0.0025	0.084	0.008	0.19	0.056	900	625	F	2	21	Inventive example
C	0.044	0.08	1.59	0.006	0.001	0.041	0.0022	0.087	0.005	0.21	0.057	890	650	F	2	22	Inventive example
D	0.045	0.06	1.64	0.005	0.001	0.041	0.0020	0.088	0.006	0.21	0.058	900	480	B	1	4.0	Comparative example
E	0.122	0.46	1.84	0.011	0.001	0.046	0.0041	0.091	0.041	-	0.195	860	570	F+P	30	4.4	Comparative example

F: ferrite, B: bainite, P: pearlite

Table 2

Steel sheet	Steel	Thickness (mm)	TS (MPa)	EL (%)	TS x EL	λ (%)	Press formability	Remarks
1	A	3.2	821	21.1	17323	105	OK	Inventive example
2	B	3.2	810	23.1	18711	110	OK	Inventive example
3	C	3.2	815	22.3	18175	118	OK	Inventive example
4	D	3.2	841	16.5	13877	95	NG	Comparative example
5	E	3.2	856	20.7	17719	30	NG	Comparative example

Example 2

[0066] Steels A to P having a chemical composition given in Table 3 were heated to a temperature of 1250 °C and then hot rolled at a finishing temperature of 880 to 930 °C, by which steel sheets 1 to 16 with a thickness of 3.2 mm were manufactured by changing the cooling rate and the coiling temperature. Thereafter, the same tests as those in example 1 were conducted.

[0067] The results are given in Table 4.

[0068] The steel sheets 1 to 10 of examples of this invention, having a ferrite structure single phase, had precipitates with a grain size of smaller than 10 nm, a value of Mo/(Ti + Nb + V + Mo) of 0.25 or higher by atomic percentage, and TS of not lower than 550 MPa and high EL and λ . Also, according to the observation under an electron microscope, fine precipitates were dispersed homogeneously in the ferrite structure.

[0069] Contrarily, for the steel sheets 11 and 12 of comparative examples to which Mo was not added, pearlite was yielded, and precipitates were coarse, so that both EL and λ were low. Also, for the steel sheet 13, the grain size of precipitates was 10 nm or larger, and the C content was low and the amount of precipitates was small, so that TS was lower than 550 MPa. For the steel sheet 14, the Mn content was high and the segregation was remarkable, and also martensite was formed, so that both EL and λ were low. For the steel sheet 15, the Ti content was low and the amount of precipitates was small, so that TS was lower than 550 MPa. For the steel sheet 16, although the Ti content was high and composite precipitates of Ti and Mo existed, the ratio of Mo in the composite precipitates was low and the Si content was high, so that the precipitates were coarse, and thus both EL and λ were low.

Table 3

Steel	Chemical composition (wt%)											
	C	Si	Mn	P	S	Al	N	Mo	Ti	Nb	V	Others
A	0.045	0.20	1.60	0.003	0.0007	0.046	0.0041	0.20	0.085	-	-	-
B	0.047	0.22	1.59	0.002	0.0006	0.048	0.0040	0.20	0.082	0.012	-	-
C	0.042	0.18	1.56	0.004	0.0006	0.052	0.0040	0.11	0.080	0.037	-	-
D	0.045	0.18	1.39	0.006	0.0006	0.049	0.0031	0.21	0.084	0.008	-	-
E	0.035	0.09	1.65	0.005	0.0009	0.050	0.0045	0.30	0.040	0.011	0.069	-
F	0.038	0.11	1.12	0.004	0.0008	0.046	0.0043	0.15	0.043	0.009	-	-
G	0.040	0.08	0.89	0.005	0.0007	0.045	0.0042	0.14	0.025	0.041	-	-
H	0.043	0.17	1.56	0.005	0.0008	0.046	0.0039	0.19	0.083	0.010	-	Or: 0.12
I	0.042	0.16	1.57	0.004	0.0008	0.047	0.0041	0.20	0.082	0.007	-	Cu:0.14
J	0.042	0.18	1.55	0.004	0.0006	0.049	0.0039	0.20	0.085	0.008	-	Ni: 0.11
K	0.063	0.20	1.72	0.008	0.0006	0.054	0.0028	-	0.084	0.040	-	
L	0.051	0.09	1.70	0.006	0.0009	0.048	0.0040	-	0.101	0.038	-	
M	0.006	0.16	1.61	0.005	0.0010	0.046	0.0042	0.13	0.070	0.011	-	
N	0.045	0.15	2.20	0.004	0.0008	0.050	0.0045	0.15	0.061	0.022	-	
O	0.047	0.19	1.54	0.005	0.0009	0.045	0.0038	0.12	0.010	0.012	-	
P	0.050	0.48	1.03	0.012	0.0010	0.030	0.0025	0.21	0.150	0.050	-	

Table 4

Steel sheet	Steel	TS (MPa)	EL (%)	λ (%)	Structure	Precipitate grain size (nm)	Precipitate composition Mo/(Ti + Nb + V + Mo)	Remarks
1	A	806	24.6	109	F	3	0.47	Inventive example
2	B	807	24.4	111	F	3	0.46	Inventive example
3	C	795	23.3	83	F	4	0.39	Inventive example
4	D	793	24.9	108	F	4	0.48	Inventive example
5	E	789	24.7	101	F	3	0.28	Inventive example
6	F	603	33.9	133	F	4	0.67	Inventive example
7	G	598	34.1	138	F	4	0.75	Inventive example
8	H	803	24.0	108	F	3	0.46	Inventive example
9	I	801	24.7	100	F	3	0.47	Inventive example
10	J	805	24.5	107	F	3	0.47	Inventive example
11	K	811	20.5	39	F+P	16	0	Comparative example
12	L	786	20.7	46	F	15	0	Comparative example
13	M	495	36.7	121	F	11	0.51	Comparative example
14	N	802	19.3	43	F+M	5	0.49	Comparative example
15	O	508	37.1	125	F	6	0.83	Comparative example
16	P	801	20.4	78	F	12	0.01	Comparative example

Example 3

[0070] Steels having a chemical composition given in Table 5 were heated to an austenite zone, then hot rolled at a finishing temperature of 880 °C, and coiled at a coiling temperature given in Table 5, by which steel sheets 17 to 29 with a thickness given in Table 5 were manufactured. The steel sheets 17 to 23 are ones manufactured with the aim of providing TS of not lower than 780 MPa, and the steel sheets 24 to 29 are ones manufactured with the aim of providing TS of not lower than 590 MPa. A tensile test was conducted by using a JIS No. 5 test piece. Also, the sheet shape after rolling was judged visually. A flat sheet was indicated by mark ○, and a remarkably wavy sheet was indicated by mark ×. Further, precipitates were investigated under a transmission electron microscope.

[0071] For the steel sheets 17 to 21 and 24 to 27 of examples of this invention, the value of Mo/(Ti + Nb + Mo) was 0.25 or higher, high TS and EL were obtained, and the sheet shape was good.

[0072] On the other hand, for the steel sheets 22, 23, 28 and 29 of comparative examples, the value of Mo/(Ti + Nb + Mo) was lower than 0.25, EL was low, and the sheet shape was remarkably wavy. The reason for this is that quenching was performed after hot rolling to secure strength, so that a second phase was formed.

Table 5

Steel sheet	Chemical composition (wt%)										Precipitate composition ratio Mo/(Ti+Nb+V+Mo)	Thickness (mm)	Coiling temperature (°C)	TS (MPa)	EL (%)	Shape	Remarks
	C	Si	Mn	P	S	Al	N	Mo	Ti	Nb							
17	0.055	0.12	1.81	0.005	0.001	0.045	0.0025	0.22	0.088	0.010	0.48	2.0	625	801	20.1	○	Inventive example
18	ditto	ditto	ditto	ditto	ditto	ditto	ditto	ditto	ditto	ditto	0.48	1.6	625	810	19.2	○	Inventive example
19	ditto	ditto	ditto	ditto	ditto	ditto	ditto	ditto	ditto	ditto	0.48	1.4	625	805	18.6	○	Inventive example
20	ditto	ditto	ditto	ditto	ditto	ditto	ditto	ditto	ditto	ditto	0.48	1.2	625	807	18.1	○	Inventive example
21	ditto	ditto	ditto	ditto	ditto	ditto	ditto	ditto	ditto	ditto	0.45	2.0	600	795	18.9	○	Inventive example
22	ditto	ditto	ditto	ditto	ditto	ditto	ditto	ditto	ditto	ditto	0.20	2.0	540	821	16.3	×	Comparative example
23	ditto	ditto	ditto	ditto	ditto	ditto	ditto	ditto	ditto	ditto	0.16	2.0	500	830	14.1	×	Comparative example
24	0.020	0.01	1.31	0.001	0.001	0.050	0.0034	0.18	0.051	0.020	0.53	2.3	640	605	35.1	○	Inventive example
25	ditto	ditto	ditto	ditto	ditto	ditto	ditto	ditto	ditto	ditto	0.53	1.8	640	610	33.4	○	Inventive example
26	ditto	ditto	ditto	ditto	ditto	ditto	ditto	ditto	ditto	ditto	0.53	1.4	640	608	31.8	○	Inventive example
27	ditto	ditto	ditto	ditto	ditto	ditto	ditto	ditto	ditto	ditto	0.53	1.2	640	611	30.8	○	Inventive example
28	ditto	ditto	ditto	ditto	ditto	ditto	ditto	ditto	ditto	ditto	0.22	1.4	540	631	28.1	×	Comparative example
29	ditto	ditto	ditto	ditto	ditto	ditto	ditto	ditto	ditto	ditto	0.18	1.4	510	642	25.3	×	Comparative example

Example 4

[0073] Steels having a chemical composition given in Table 6 were heated to a temperature of 1250 °C, then hot

rolled at a finishing temperature of 890 °C, and coiled at a coiling temperature of 650 °C, by which steel sheets with a thickness of 3.2 mm were manufactured. A tensile test was conducted by taking JIS No. 5 test pieces from a central position in the width direction and a position 65 mm distant from the edge in the central portion in the longitudinal direction of the steel sheet. Also, precipitates were investigated under a transmission electron microscope. Further, a scale defect caused by Si was evaluated by the above-described method.

[0074] The results are given in Table 6.

[0075] For the steel sheets 2 to 4 of examples of this invention, homogeneous properties were obtained in the width direction, and the surface property was good. In particular, for the steel sheets 2 and 3 in which the value of (Si + Mo) is 0.5 or lower, a very good surface property was obtained. For the steel sheet 3, according to the investigation under a transmission electron microscope, fine carbides containing Ti and Mo were dispersed homogeneously in the ferrite structure.

[0076] Contrarily, for the steel sheet 1 of comparative example to which Mo was not added, the structure was a ferrite + pearlite structure, and the variation in properties in the width direction ΔTS was 30 MPa or larger, and also ΔEL was as large as 2 % or larger. Also, for the steel sheet 5 of comparative example in which much Mo was added and Ti/Mo is less than 0.1, the variation in properties was small, but the elongation decreases greatly.

[0077] For the steel sheets 7 to 9 of examples of this invention, the variation in properties in the width direction was small, and the surface property was very good.

[0078] Contrarily, for the steel sheet 6 of comparative example to which Mo was not added, the structure was a ferrite + pearlite structure, and the variation in properties ΔTS was 30 MPa or larger, and also ΔEL was as large as 2 % or larger. For the steel sheet 10 of comparative example to which much Cr was added, the formation of second phase could not be restrained, and the structure was an acicular ferrite structure, so that EL decreases significantly. For all of these steel sheets, since the value of (Si + Mo) was 0.5 % or lower, the surface property was very good.

[0079] For the steel sheets 12 to 14 of examples of this invention, the variation in properties in the width direction was small, and the surface property was also good.

[0080] Contrarily, for the steel sheet 11 of comparative example to which Ti was not added, pearlite and cementite were precipitated, and although TS is low, EL is as low as that of the steel sheet 12, and the variation in properties was also large.

[0081] For the steel sheets 16 to 18 of examples of this invention, the variation in properties in the width direction was small, and the surface property was good. In particular, for the steel sheet 16 in which the value of (Si + Mo) was 0.5% or lower, the surface property was very good.

[0082] Contrarily, for the steel sheet 15 of comparative example to which Mo was not added, the variation in properties was large, and, for the steel sheet 19 of comparative example to which much Mo was added, EL was low.

Table 6

Steel sheet	Chemical composition (wt%)											Structure	Tl/Mo	Tensile properties		Variation in properties		Surface Property	Remarks
	C	Si	Mn	P	S	Al	N	Mo	Ti	Nb	Cr			TS (MPa)	EL (%)	ΔTS	ΔEL		
1	0.040	0.18	1.62	0.005	0.002	0.050	0.0030	-	0.084	0.011	0.056	F+P	-	781	19.8	45	2.4	⊙	Comparative example
2	0.041	0.18	1.60	0.006	0.003	0.055	0.0033	0.11	0.080	0.010	0.051	F	1.53	816	21.4	15	0.5	⊙	Inventive example
3	0.043	0.19	1.61	0.006	0.003	0.054	0.0028	0.20	0.085	0.010	0.056	F	0.82	807	24.4	12	0.1	⊙	Inventive example
4	0.044	0.17	1.59	0.003	0.003	0.048	0.0025	0.36	0.084	0.012	0.050	F	0.61	812	24.2	11	0.2	○	Inventive example
5	0.044	0.17	1.63	0.006	0.003	0.057	0.0036	0.72	0.085	0.011	0.055	AF	0.05	890	14.9	10	0.1	×	Comparative example
6	0.035	0.15	1.61	0.012	0.003	0.035	0.0016	-	0.040	0.011	0.230	F+P	-	572	36.8	43	2.3	⊙	Comparative example
7	0.035	0.15	1.45	0.011	0.003	0.036	0.0018	0.23	0.040	0.013	0.081	F	0.46	610	35.6	12	0.2	⊙	Inventive example
8	0.036	0.14	1.43	0.013	0.002	0.037	0.0019	0.19	0.041	0.014	0.151	F	0.44	615	34.6	12	0.3	⊙	Inventive example
9	0.036	0.13	1.44	0.011	0.003	0.031	0.0018	0.20	0.043	0.013	0.425	F	0.45	624	35.5	9	0.1	⊙	Inventive example
10	0.035	0.14	1.46	0.014	0.004	0.035	0.0019	0.22	0.042	0.014	0.740	AF	0.48	687	28.9	9	0.2	⊙	Comparative example
11	0.056	0.26	1.30	0.009	0.003	0.061	0.0039	0.34	-	0.034	0.240	F+P	0	512	34.1	48	4.3	○	Comparative example
12	0.057	0.27	1.40	0.008	0.002	0.060	0.0038	0.35	0.030	0.034	0.260	F	0.23	623	34.3	8	0.9	○	Inventive example
13	0.058	0.26	1.36	0.009	0.003	0.069	0.0041	0.46	0.057	0.035	0.260	F	0.25	781	24.9	9	1.1	○	Inventive example
14	0.054	0.26	1.38	0.007	0.002	0.068	0.0037	0.35	0.089	0.034	0.240	F	0.51	812	24.1	11	1.3	○	Inventive example
15	0.045	0.38	1.39	0.011	0.003	0.050	0.0031	-	0.085	0.041	0.154	F+P	-	735	22.4	53	4.2	○	Comparative example
16	0.044	0.39	1.38	0.008	0.004	0.049	0.0030	0.08	0.084	0.043	0.162	F	2.10	782	24.1	12	1.3	⊙	Inventive example
17	0.046	0.37	1.39	0.010	0.003	0.045	0.0029	0.23	0.085	0.041	0.158	F	0.74	791	23.3	13	1.2	○	Inventive example
18	0.044	0.28	1.38	0.011	0.001	0.043	0.0033	0.31	0.086	0.045	0.187	F	0.49	829	22.2	11	0.7	○	Inventive example
19	0.044	0.37	1.37	0.009	0.002	0.048	0.0031	0.77	0.084	0.042	0.177	AF	0.22	898	17.4	10	1.2	×	Comparative example

F: ferrite, AF: acicular ferrite, P: pearlite

Example 5

[0083] Steels having a chemical composition given in Table 7 were hot rolled under the conditions given in Table 7, by which steel sheets 21 to 38 with a thickness of 3.6 mm were manufactured. As in the case of example 4, the tensile characteristic values were investigated in the central and edge portions in the width direction of steel sheet. Also, precipitates were investigated under a transmission electron microscope.

[0084] The results are given in Table 7.

EP 1 338 665 A1

[0085] For the steel sheets 21 to 25 in which the finishing temperature was changed, the variation in properties was very small when the finishing temperature was 880 °C or higher.

[0086] Also, for the steel sheets 26 to 30 in which the coiling temperature was changed, the variation in properties of the steel sheets 27 to 29 in which the coiling temperature was 550 to 700 °C was very small, and the elongation thereof was also high.

[0087] Contrarily, for the steel sheets 26 and 30 whose coiling temperature is out of the range of 550 to 700 °C, the variation in properties was large.

[0088] For the steel sheets 31 to 35 in which the finishing temperature and coiling temperature were changed, the variation in properties of the steel sheets 32 to 34 in which the finishing temperature was 880 °C or higher and the coiling temperature was 550 to 700 °C was very small.

[0089] For the steel sheets 36 and 37, the Mo content was high, the ratio of Ti/Mo of precipitates was lower than 0.1, and the variation in properties was large. Also, for the steel sheet 38, the coiling temperature was as low as 500 °C, a bainite structure was formed, and the variation in TS was especially large.

Table 7

Steel sheet	Chemical composition (wt%)										Hot rolling conditions		Structure	TI/Mo	Tensile properties		Variation in properties		
	C	Si	Mn	P	S	Al	N	Mo	Ti	Nb	Cr	Finishing temperature (°C)			Coiling temperature (°C)	TS (MPa)	EL (%)	ΔTS	ΔEL
21	0.042	0.18	1.54	0.001	0.001	0.055	0.0029	0.21	0.085	0.008	0.060	865	603	1.30	703	21.2	28	1.2	
22	ditto	ditto	ditto	ditto	ditto	ditto	ditto	ditto	ditto	ditto	ditto	880	604	1.32	819	20.5	15	0.4	
23	ditto	ditto	ditto	ditto	ditto	ditto	ditto	ditto	ditto	ditto	ditto	885	604	1.41	825	20.6	10	0.3	
24	ditto	ditto	ditto	ditto	ditto	ditto	ditto	ditto	ditto	ditto	ditto	910	610	1.30	820	21.3	8	0.2	
25	ditto	ditto	ditto	ditto	ditto	ditto	ditto	ditto	ditto	ditto	ditto	920	606	1.32	823	21.1	10	0.2	
26	0.045	0.17	1.39	0.006	0.001	0.049	0.0031	0.22	0.088	0.009	0.067	892	500	AF	0.03	764	20.6	31	1.7
27	ditto	ditto	ditto	ditto	ditto	ditto	ditto	ditto	ditto	ditto	ditto	891	580	F	2.30	821	23.8	10	0.2
28	ditto	ditto	ditto	ditto	ditto	ditto	ditto	ditto	ditto	ditto	ditto	890	630	F	1.20	831	24.3	5	0.2
29	ditto	ditto	ditto	ditto	ditto	ditto	ditto	ditto	ditto	ditto	ditto	893	650	F	1.10	824	24.4	3	0.1
30	ditto	ditto	ditto	ditto	ditto	ditto	ditto	ditto	ditto	ditto	ditto	894	720	F+P	1.10	703	20.3	25	1.9
31	0.035	0.25	1.55	0.005	0.001	0.034	0.0022	0.15	0.035	0.015	0.080	843	592	F	0.81	544	31.1	24	1.6
32	ditto	ditto	ditto	ditto	ditto	ditto	ditto	ditto	ditto	ditto	ditto	892	623	F	0.65	620	35.0	5	0.3
33	ditto	ditto	ditto	ditto	ditto	ditto	ditto	ditto	ditto	ditto	ditto	899	632	F	0.67	613	35.4	6	0.2
34	ditto	ditto	ditto	ditto	ditto	ditto	ditto	ditto	ditto	ditto	ditto	891	600	F	0.61	611	34.4	4	0.2
35	ditto	ditto	ditto	ditto	ditto	ditto	ditto	ditto	ditto	ditto	ditto	901	490	BF	0.03	531	27.5	22	1.7
36	0.05	0.50	1.50	0.01	0.001	0.035	0.0025	0.99	0.150	0.050	-	895	590	F	0.08	635	26.3	26	2.3
37	ditto	ditto	ditto	ditto	ditto	ditto	ditto	ditto	ditto	ditto	ditto	903	700	F+P	0.08	725	22.3	35	3.1
38	0.05	0.48	1.03	0.012	0.001	0.030	0.0025	0.21	0.150	0.050	-	910	500	B	0.08	815	18.2	42	2.9

F: ferrite, AF: acicular ferrite, P: pearlite, B: bainite, BF: bainitic ferrite

Example 6

[0090] Steels A to T having a chemical composition given in Table 8 were hot rolled under the hot rolling conditions given in Table 9, by which steel sheets 1 to 23 with a thickness of 3.2 mm were manufactured. Thereafter, a tensile test and a hole expanding test were conducted. Also, a metallographic structure was observed under an optical microscope and a scanning electron microscope. Further, precipitates were investigated under a transmission electron microscope. In this example, a steel sheet having TS of 780 MPa or higher, EL of 20 % or higher, and λ of 70 % or

higher was judged to be good.

[0091] The results are given in Table 9.

[0092] For the steel sheets 1 to 3 and 5 to 15 of examples of this invention, the chemical composition was within the range of the present invention, and the structure was a ferrite structure in which carbides containing Ti and Mo were dispersed homogeneously, so that EL and λ were high.

[0093] Contrarily, for the steel sheet 4 of comparative example, a bainite structure with high dislocation density was formed because of the low coiling temperature, so that EL was low. For the steel sheets 16 to 18 of comparative examples, pearlite or martensite was formed, so that both EL and λ were low. Also, for the steel sheet 19, carbides and nitrides of Ti and Nb were not fine because a small amount of Mo was added, and few Mo carbides were precipitated, so that λ was low. For the steel sheet 21, a small amount of Ti was added and the amount of Ti carbides was small, so that TS and λ were low. For the steel sheets 22 and 23, since Mo was not added and much Ti was added, the precipitates were coarse and the amount thereof was excessive, so that both EL and λ were low.

Table 8

Steel	Chemical composition (wt%)										
	C	Si	Mn	P	S	Al	N	Mo	Ti	Nb	Cr
A	0.043	0.20	1.61	0.005	0.0010	0.054	0.0028	0.20	0.085	0.008	0.056
B	0.042	0.18	1.56	0.004	0.0006	0.052	0.0040	0.10	0.080	0.037	0.082
C	0.045	0.18	1.39	0.006	0.0006	0.049	0.0031	0.21	0.084	0.008	0.067
D	0.057	0.19	1.59	0.005	0.0015	0.050	0.0034	0.18	0.076	0.010	0.710
E	0.047	0.28	1.63	0.008	0.0011	0.048	0.0046	0.19	0.082	0.012	-
F	0.043	0.18	1.91	0.012	0.0015	0.046	0.0051	0.21	0.066	0.011	0.094
G	0.045	0.20	1.50	0.014	0.0016	0.044	0.0044	0.12	0.084	0.013	0.081
H	0.048	0.07	1.41	0.009	0.0009	0.050	0.0049	0.38	0.077	0.009	-
I	0.045	0.10	1.40	0.011	0.0018	0.049	0.0031	0.20	0.033	0.040	-
J	0.048	0.14	1.60	0.008	0.0011	0.048	0.0035	0.20	0.096	0.043	0.070
K	0.040	0.11	1.36	0.009	0.0014	0.039	0.0040	0.18	0.079	0.009	0.081
L	0.050	0.12	1.62	0.005	0.0008	0.041	0.0039	0.43	0.088	0.010	-
M	0.066	0.20	1.50	0.002	0.0006	0.051	0.0039	-	0.166	0.057	-
N	0.065	0.18	1.72	0.006	0.0008	0.050	0.0034	0.20	0.080	0.010	0.061
O	0.041	0.21	2.20	0.008	0.0013	0.036	0.0035	0.15	0.081	0.008	0.070
P	0.043	0.19	1.60	0.008	0.0009	0.038	0.0028	0.04	0.078	0.009	0.053
Q	0.050	0.20	1.20	0.006	0.0011	0.041	0.0033	0.49	0.068	0.008	-
R	0.046	0.18	1.64	0.012	0.0013	0.032	0.0028	0.16	0.016	0.051	0.051
S	0.040	0.51	1.51	0.012	0.0012	0.030	0.0026	-	0.250	-	-
T	0.030	0.51	1.48	0.010	0.0012	0.035	0.0026	-	0.151	0.013	-

Table 9

Sheet	Steel	Heating temperature (°C)	Finishing temperature (°C)	Coiling temperature (°C)	TS (MPa)	EL (%)	λ (%)	Structure	Remarks
1	A	1250	910	560	782	20.2	85	F	Inventive example
2	A	1200	880	600	820	21.4	86	F	Inventive example
3	A	1250	900	675	813	24.1	113	F	Inventive example
4	A	1200	880	510	740	17.2	91	B	Comparative example
5	B	1250	900	640	798	23.6	81	F	Inventive example
6	C	1250	915	650	831	24.2	85	F	Inventive example
7	D	1200	880	610	799	22.1	73	F	Inventive example
8	E	1250	900	640	822	22.6	80	F	Inventive example
9	F	1250	890	630	636	20.6	82	F	Inventive example
10	G	1200	900	600	783	24.9	89	F	Inventive example
11	H	1250	915	590	828	21.6	81	F	Inventive example
12	I	1250	890	620	780	23.1	90	F	Inventive example
13	J	1200	900	600	857	20.1	79	F	Inventive example
14	K	1200	900	610	850	20.2	78	F	Inventive example
15	L	1250	900	450	811	23.1	100	F	Inventive example
16	M	1250	915	650	820	18.6	43	F+P	Comparative example
17	N	1200	900	710	830	18.1	52	F+P	Comparative example
18	O	1250	900	500	841	17.2	50	F+M	Comparative example
19	P	1250	890	580	791	20.4	55	F	Comparative example
20	Q	1250	900	510	820	17.9	46	F+M	Comparative example
21	R	1250	915	630	760	20.1	50	F	Comparative example
22	S	1250	900	600	830	17.4	39	F	Comparative example
23	T	1200	890	610	814	17.8	48	F	Comparative example

F: ferrite, B: bainite, M: martensite, P: pearlite

Example 7

5 [0094] The steels A, F and M given in Table 8 were heated at a temperature of 1250 °C, then hot rolled at a finishing temperature of 890 °C, and coiled at a coiling temperature of 630 °C, by which steel sheets with a thickness of 3.0 mm were manufactured. Also, the content of solid solution C was measured by the internal friction measurement.

[0095] FIG. 6 shows the relationship between solid solution C content and EL.

[0096] It was verified that if the solid solution C content is 0.0020 % or lower, EL is high.

Example 8

10 [0097] Steels A to M having a chemical composition given in Table 10 were heated at a temperature of 1250 °C, then hot rolled at a finishing temperature of 880 to 930 °C, by which steel sheets 1 to 13 with a thickness of 2.6 mm were manufactured by changing the cooling rate and coiling temperature. The coiling temperature was changed in the temperature range exceeding 600 °C. Thereafter, a tensile test and a hole expanding test were conducted. Also, precipitates were investigated under a transmission electron microscope.

15 [0098] The results are given in Table 11.

[0099] For the steel sheets 1 to 9 of examples of this invention, the structure consisted of a ferrite structure single phase, the average grain size of precipitates was smaller than 10 nm, and the composition ratio of precipitates satisfied the equation of $0.1 \leq \text{Ti}/\text{Mo} \leq 3$, so that TS was not lower than 950 MPa, and EL and λ were high.

20 [0100] Contrarily, for the steel sheet 10 of comparative example, the C content was too high, pearlite was formed because of no addition of Mo, and the precipitates were coarse, so that both EL and λ were low. Also, for the steel sheet 11, the precipitates were coarse because of no addition of Mo, so that both EL and λ were low. For the steel sheet 12, the segregation was remarkable because the content of Mn is too high, and martensite was formed, so that both EL and λ were low. For the steel sheet 13, although composite precipitates of Ti and Mo existed, the content of
25 C was too high, pearlite was formed, and the precipitates were coarse, so that both EL and λ were low.

30

35

40

45

50

55

Table 10

Steel	Chemical composition (wt%)											
	C	Si	Mn	P	S	Al	N	Mo	Ti	Nb	V	Others
A	0.075	0.19	1.59	0.002	0.0007	0.045	0.0040	0.34	0.17	-	-	-
B	0.085	0.21	1.80	0.003	0.0008	0.046	0.0039	0.37	0.19	0.011	-	-
C	0.090	0.16	1.57	0.004	0.0007	0.050	0.0041	0.50	0.19	0.033	-	-
D	0.119	0.17	1.59	0.005	0.0006	0.048	0.0032	0.51	0.24	0.009	-	-
E	0.130	0.08	1.65	0.004	0.0009	0.044	0.0036	0.60	0.17	0.012	0.068	-
F	0.089	0.09	0.84	0.005	0.0007	0.047	0.0041	0.52	0.18	0.039	-	-
G	0.094	0.16	1.54	0.006	0.0007	0.045	0.0039	0.41	0.19	0.011	-	Cr: 0.10
H	0.090	0.15	1.58	0.004	0.0007	0.044	0.0042	0.38	0.19	0.007	-	Cu: 0.15
I	0.094	0.16	1.56	0.003	0.0006	0.046	0.0039	0.40	0.19	0.007	-	Ni: 0.12
J	0.181	0.19	1.70	0.008	0.0007	0.051	0.0030	-	0.21	0.037	-	-
K	0.090	0.07	1.71	0.007	0.0009	0.047	0.0037	-	0.27	0.036	-	-
L	0.091	0.13	2.23	0.003	0.0009	0.048	0.0045	0.37	0.18	0.020	-	-
M	0.168	0.48	1.06	0.011	0.0010	0.032	0.0031	0.29	0.24	0.048	-	-

Table 11

Steel sheet	Steel	TS (MPa)	EL (%)	λ (%)	Structure	Precipitate grain size (nm)	Precipitate composition ratio Ti/Mo	Remarks
1	A	961	20.9	83	F	5	0.96	Inventive example
2	B	990	19.8	81	F	5	0.89	Inventive example
3	C	1003	18.5	80	F	6	1.38	Inventive example
4	D	1052	16.9	97	F	6	1.04	Inventive example
5	E	1048	16.0	83	F	5	1.94	Inventive example
6	F	965	20.1	101	F	6	0.59	Inventive example
7	G	994	19.0	96	F	5	0.79	Inventive example
8	H	992	19.0	105	F	5	0.96	Inventive example
9	I	999	18.3	81	F	5	1.04	Inventive example
10	J	991	16.1	21	F+P	15	-	Comparative example
11	K	973	16.6	41	F	16	-	Comparative example
12	L	988	14.7	23	F+M	7	1.13	Comparative example
13	M	992	16.0	68	F+P	13	3.00	Comparative example

F: ferrite, P: pearlite. M: martensite

Example 9

[0101] Steels A to E having a chemical composition given in Table 12 were heated at a temperature of 1250 °C, then hot rolled at a finishing temperature of 890 °C, and coiled at a temperature of 620 °C, by which steel sheets 1 to 5 with a thickness of 3.2 mm were manufactured. Thereafter, as in the case of example 4, the tensile properties and hole expanding ratio were investigated in the central and edge portions in the width direction of steel sheet. Also, precipitates were investigated under a transmission electron microscope.

[0102] The results are given in Table 13.

[0103] For the steel sheets 1 to 4 of examples of this invention, the variation in properties was very small.

[0104] On the other hand, for the steel sheet 5 of comparative example, only Ti is contained as a carbide/nitride forming element, so that EL and λ were low, and the variation in properties was large.

Table 12

Steel	Chemical composition (wt%)													Ti/(Mo+W)	Structure
	C	Si	Mn	P	S	Al	N	Ti	Nb	Mo	Cr	W			
A	0.048	0.01	1.48	0.008	0.001	0.045	0.0038	0.081	0.010	0.16	0.050	0.071	0.8	F	
B	0.048	0.03	1.49	0.008	0.001	0.043	0.0037	0.088	0.012	0.15	0.051	0.098	0.9	F	
C	0.049	0.02	1.50	0.007	0.001	0.044	0.0035	0.085	0.013	0.10	0.052	0.200	0.8	F	
D	0.047	0.01	1.50	0.008	0.001	0.045	0.0035	0.087	0.012	-	0.055	0.400	0.8	F	
E	0.043	0.01	1.53	0.005	0.001	0.044	0.0034	0.186	0.009	-	0.051	-	-	F	

F: ferrite

Table 13

Steel sheet	Steel	Tensile properties		λ (%)	Variation in properties		Remarks
		TS (MPa)	EL (%)		Δ TS	Δ EL	
1	A	813	22	100	8	1.0	Inventive example
2	B	822	20	105	13	1.2	Inventive example
3	C	801	23	110	5	1.1	Inventive example
4	D	808	21	108	3	0.9	Inventive example
5	E	762	17	60	35	3.8	Comparative example

Claims

1. A high strength hot rolled steel sheet containing 0.15 % or less C, 0.02 to 0.35 % Ti, and 0.05 to 0.7 % Mo by weight percentage and consisting essentially of a matrix of ferrite structure single phase and fine precipitates with a grain size of smaller than 10 nm dispersed in said matrix.

EP 1 338 665 A1

2. A high strength hot rolled steel sheet containing 0.15 % or less C, 0.02 to 0.35 % Ti, and 0.01 to 1.5 % W by weight percentage and consisting essentially of a matrix of ferrite structure single phase and fine precipitates with a grain size of smaller than 10 nm dispersed in said matrix.
- 5 3. A high strength hot rolled steel sheet containing 0.15 % or less C, 0.02 to 0.35 % Ti, 0.05 to 0.7 % Mo, and 0.01 to 1.5 % W by weight percentage and consisting essentially of a matrix of ferrite structure single phase and fine precipitates with a grain size of smaller than 10 nm dispersed in said matrix.
- 10 4. The high strength hot rolled steel sheet according to claim 1, wherein said fine precipitates are dispersed at a number per unit volume of $5 \times 10^4/\mu\text{m}^3$ or higher.
- 5 5. The high strength hot rolled steel sheet according to claim 2, wherein said fine precipitates are dispersed at a number per unit volume of $5 \times 10^4/\mu\text{m}^3$ or higher.
- 15 6. The high strength hot rolled steel sheet according to claim 3, wherein said fine precipitates are dispersed at a number per unit volume of $5 \times 10^4/\mu\text{m}^3$ or higher.
- 20 7. The high strength hot rolled steel sheet according to claim 1, wherein the grain size of Fe carbides is smaller than $1 \mu\text{m}$, and the volume thereof is 1 % or lower.
- 25 8. The high strength hot rolled steel sheet according to claim 4, wherein the grain size of Fe carbides is smaller than $1 \mu\text{m}$, and the volume percentage thereof is 1 % or lower.
9. The high strength hot rolled steel sheet according to claim 4, wherein the contents of C, Ti and Mo represented by weight percentage satisfy the equation of $0.8 \leq (C/12)/[(Ti/48) + (Mo/96)] \leq 1.3$.
- 30 10. The high strength hot rolled steel sheet according to claim 4, wherein the contents of Ti and Mo represented by atomic percentage in fine precipitates satisfy the equation of $0.1 \leq Ti/Mo \leq 3$.
- 35 11. The high strength hot rolled steel sheet according to claim 4, wherein at least one element selected from 0.08 % or less Nb and 0.15 % or less V is further contained, and the contents of Ti, Mo, Nb and V represented by atomic percentage in fine precipitates satisfy the equation of $0.25 \leq Mo/(Ti + Nb + V + Mo)$.
- 40 12. The high strength hot rolled steel sheet according to claim 4, wherein said steel sheet consists essentially of 0.06 % or less C, 0.5 % or less Si, 0.5 to 2.0 % Mn, 0.06 % or less P, 0.005 % or less S, 0.1 % or less Al, 0.006 % or less N, 0.02 to 0.10 % Ti, 0.05 to 0.6 % Mo by weight percentage, and the balance being Fe.
- 45 13. The high strength hot rolled steel sheet according to claim 4, wherein said steel sheet consists essentially of 0.06 % or less C, 0.5 % or less Si, 0.5 to 2.0 % Mn, 0.06 % or less P, 0.005 % or less S, 0.1 % or less Al, 0.006 % or less N, 0.02 to 0.10 % Ti, 0.05 to 0.6 % Mo, at least one element selected from 0.08 % or less Nb and 0.15 % or less V by weight percentage, and the balance being Fe.
- 50 14. The high strength hot rolled steel sheet according to claim 4, wherein said steel sheet consists essentially of more than 0.06 % and 0.15 % or less C, 0.5 % or less Si, 0.5 to 2.0 % Mn, 0.06 % or less P, 0.005 % or less S, 0.1 % or less Al, 0.006 % or less N, more than 0.10 % and 0.35 % or less Ti, 0.3 to 0.7 % Mo by weight percentage, and the balance being Fe.
- 55 15. The high strength hot rolled steel sheet according to claim 5, wherein said steel sheet consists essentially of 0.1 % or less C, 0.5 % or less Si, 2 % or less Mn, 0.06 % or less P, 0.01 % or less S, 0.1 % or less Al, 0.006 % or less N, 0.5 % or less Cr, 0.02 to 0.2 % Ti, 0.08 % or less Nb, 0.01 to 1.5 % W by weight percentage, and the balance being Fe, and the contents of Ti and W represented by atomic percentage in fine precipitates satisfy the equation of $0.1 \leq Ti/W$.
16. The high strength hot rolled steel sheet according to claim 6, wherein said steel sheet consists essentially of 0.1 % or less C, 0.5 % or less Si, 2 % or less Mn, 0.06 % or less P, 0.01 % or less S, 0.1 % or less Al, 0.006 % or less N, 0.5 % or less Cr, 0.02 to 0.2 % Ti, 0.08 % or less Nb, 0.05 to 0.6 % Mo, 0.01 to 1.5 % W by weight percentage, and the balance being Fe, and the contents of Ti, Mo and W represented by atomic percentage in fine precipitates satisfy the equation of $0.1 \leq Ti/(Mo + W)$.

EP 1 338 665 A1

17. The high strength hot rolled steel sheet according to claim 12, wherein the content of solid solution C is 0.0020 % or lower by weight percentage.
- 5 18. The high strength hot rolled steel sheet according to claim 13, wherein the content of solid solution C is 0.0020 % or lower by weight percentage.
19. The high strength hot rolled steel sheet according to claim 14, wherein the content of solid solution C is 0.0020 % or lower by weight percentage.
- 10 20. The high strength hot rolled steel sheet according to claim 12, wherein the equation of $(Si + Mo) \leq 0.5$ % is satisfied by weight percentage.
21. The high strength hot rolled steel sheet according to claim 13, wherein the equation of $(Si + Mo) \leq 0.5$ % is satisfied by weight percentage.
- 15 22. The high strength hot rolled steel sheet according to claim 14, wherein the equation of $(Si + Mo) \leq 0.5$ % is satisfied by weight percentage.
- 20 23. A method for manufacturing a high strength hot rolled steel sheet, comprising the steps of:
producing a steel slab which consists essentially of 0.06 % or less C, 0.5 % or less Si, 0.5 to 2.0 % Mn, 0.06 % or less P, 0.005 % or less S, 0.1 % or less Al, 0.006 % or less N, 0.05 to 0.6 % Mo, 0.02 to 0.10 % Ti by weight percentage, and the balance being Fe, and satisfies the equation of $0.8 \leq (C/12)/[(Ti/48) + (Mo/96)] \leq 1.3$;
producing a hot rolled steel sheet by hot rolling said steel slab at a temperature of Ar3 transformation point or
25 higher; and
coiling said hot rolled steel sheet at a temperature of 550 to 700 °C.
24. A method for manufacturing a high strength hot rolled steel sheet, comprising the steps of:
30 producing a steel slab which consists essentially of 0.06 % or less C, 0.5 % or less Si, 0.5 to 2.0 % Mn, 0.06 % or less P, 0.005 % or less S, 0.1 % or less Al, 0.006 % or less N, 0.05 to 0.6 % Mo, 0.02 to 0.10 % Ti, at least one element selected from 0.08 % or less Nb and 0.15 % or less V by weight percentage, and the balance being Fe;
producing a hot rolled steel sheet by hot rolling said steel slab at a temperature of Ar3 transformation point or
35 higher; and
coiling said hot rolled steel sheet at a temperature of 550 to 700 °C.
25. A method for manufacturing a high strength hot rolled steel sheet, comprising the steps of:
40 producing a steel slab which consists essentially of more than 0.06 % and 0.15 % or less C, 0.5 % or less Si, 0.5 to 2.0 % Mn, 0.06 % or less P, 0.005 % or less S, 0.1 % or less Al, 0.006 % or less N, more than 0.10 % and 0.35 % or less Ti, 0.3 to 0.7 % Mo by weight percentage, and the balance being Fe, and satisfies the equation of $0.8 \leq (C/12)/[(Ti/48) + (Mo/96)] \leq 1.3$;
producing a hot rolled steel sheet by hot rolling said steel slab at a temperature of Ar3 transformation point or
45 higher; and
coiling said hot rolled steel sheet at a temperature of 550 to 700 °C.
26. A galvanized steel sheet obtained by hot dip galvanizing the high strength hot rolled steel sheet of claim 12.
- 50 27. A galvanized steel sheet obtained by hot dip galvanizing the high strength hot rolled steel sheet of claim 13.
28. A galvanized steel sheet obtained by hot dip galvanizing the high strength hot rolled steel sheet of claim 14.
29. An automotive chassis part using the high strength hot rolled steel sheet of claim 12.
- 55 30. An automotive chassis part using the high strength hot rolled steel sheet of claim 13.
31. An automotive chassis part using the high strength hot rolled steel sheet of claim 14.

EP 1 338 665 A1

32. An automotive chassis part using the high strength hot rolled steel sheet of claim 12 which has hole expanding ratio of 80 % or higher and tensile strength TS of not lower than 700 MPa, and in which TS, elongation EL (%), and sheet thickness t (mm) satisfy the equation of $(TS \times EL)/t^{0.2} > 12000$.

5 **33.** An automotive chassis part using the high strength hot rolled steel sheet of claim 13 which has hole expanding ratio of 80% or higher and tensile strength TS of not lower than 700 MPa, and in which TS, elongation EL (%), and sheet thickness t (mm) satisfy the equation of $(TS \times EL)/t^{0.2} > 12000$.

10 **34.** An automotive chassis part using the high strength hot rolled steel sheet of claim 14 which has hole expanding ratio of 80% or higher and tensile strength TS of not lower than 700 MPa, and in which TS, elongation EL (%), and sheet thickness t (mm) satisfy the equation of $(TS \times EL)/t^{0.2} > 12000$.

15

20

25

30

35

40

45

50

55

FIG. 1

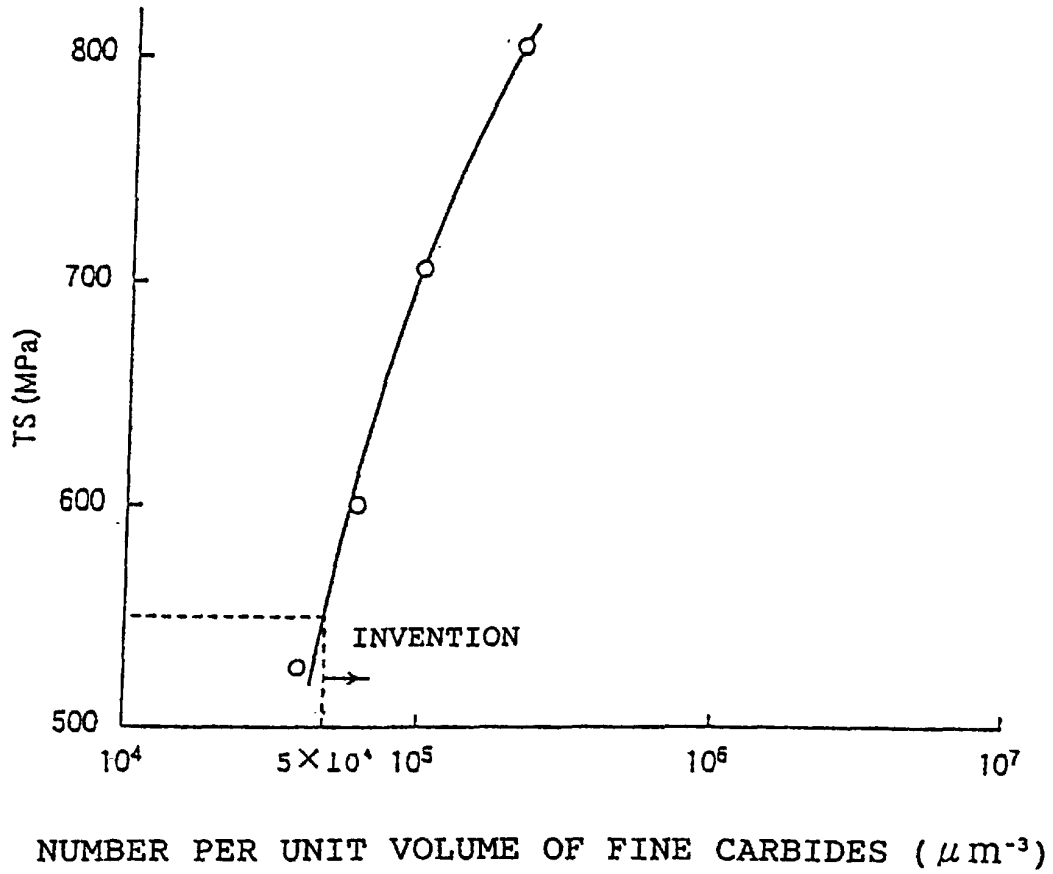


FIG. 2

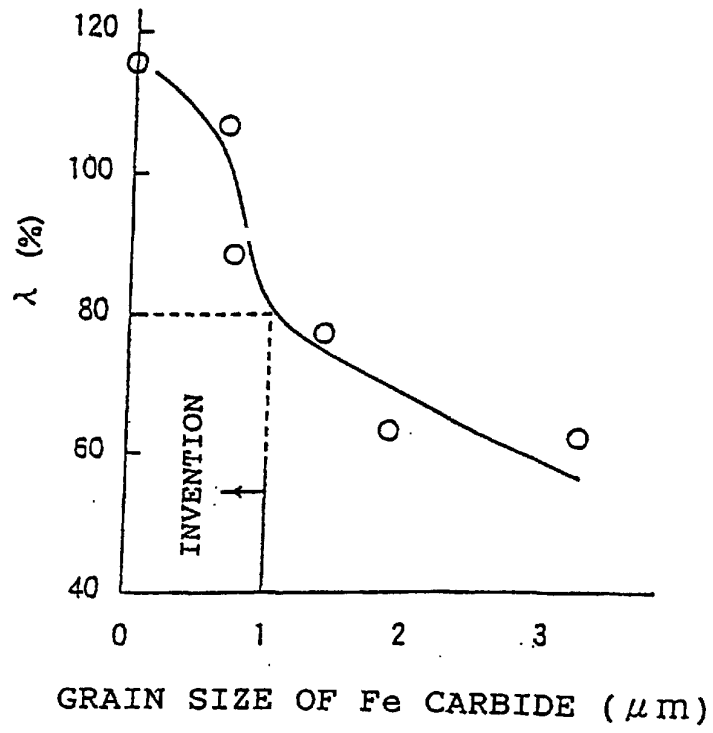


FIG. 3

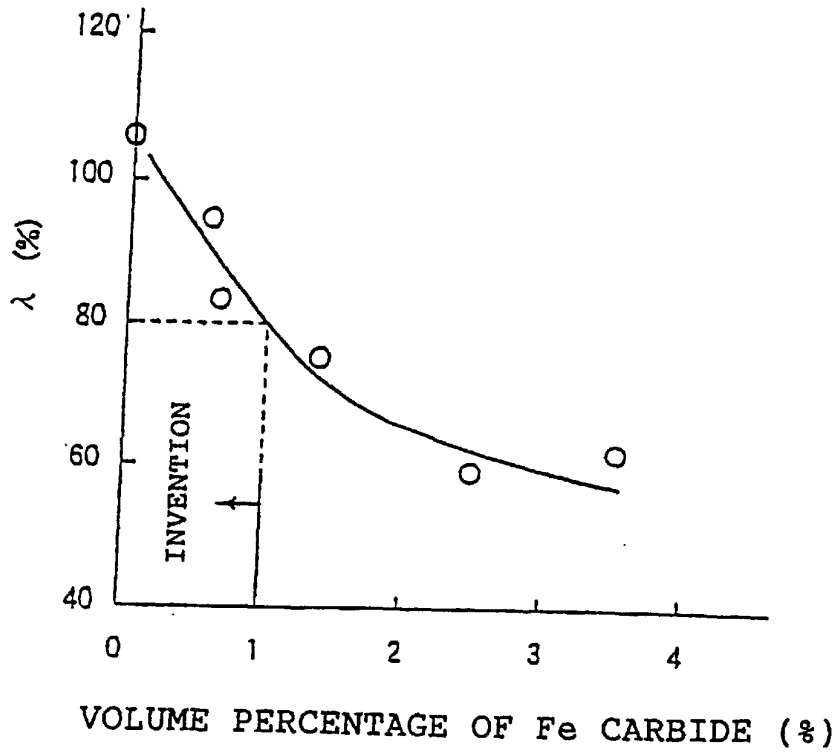


FIG. 4

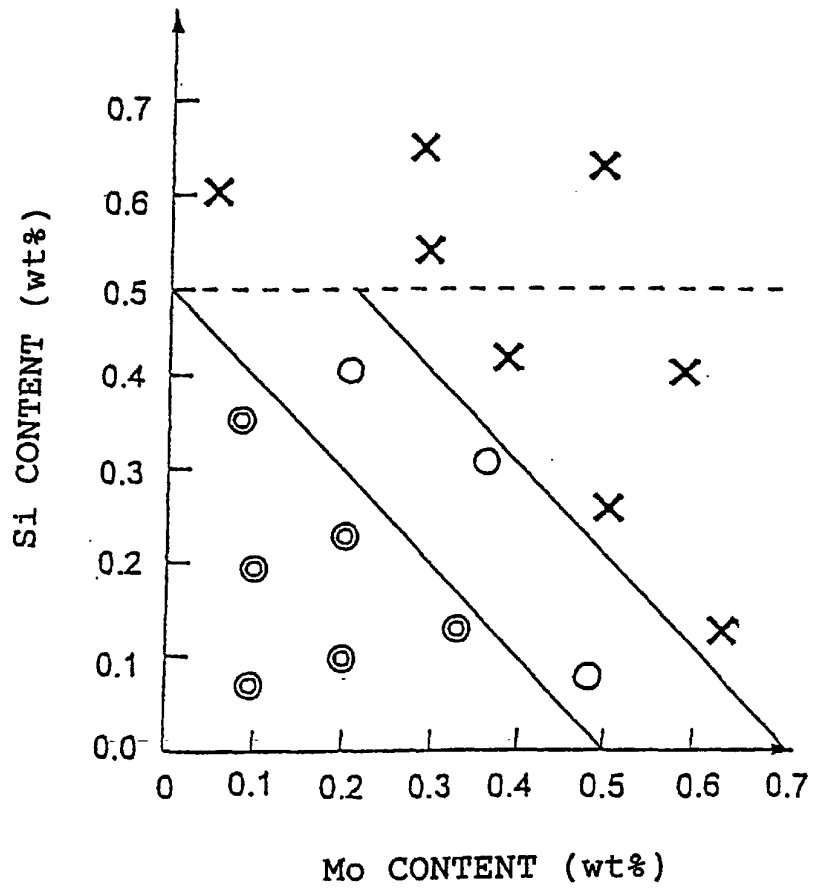


FIG. 5

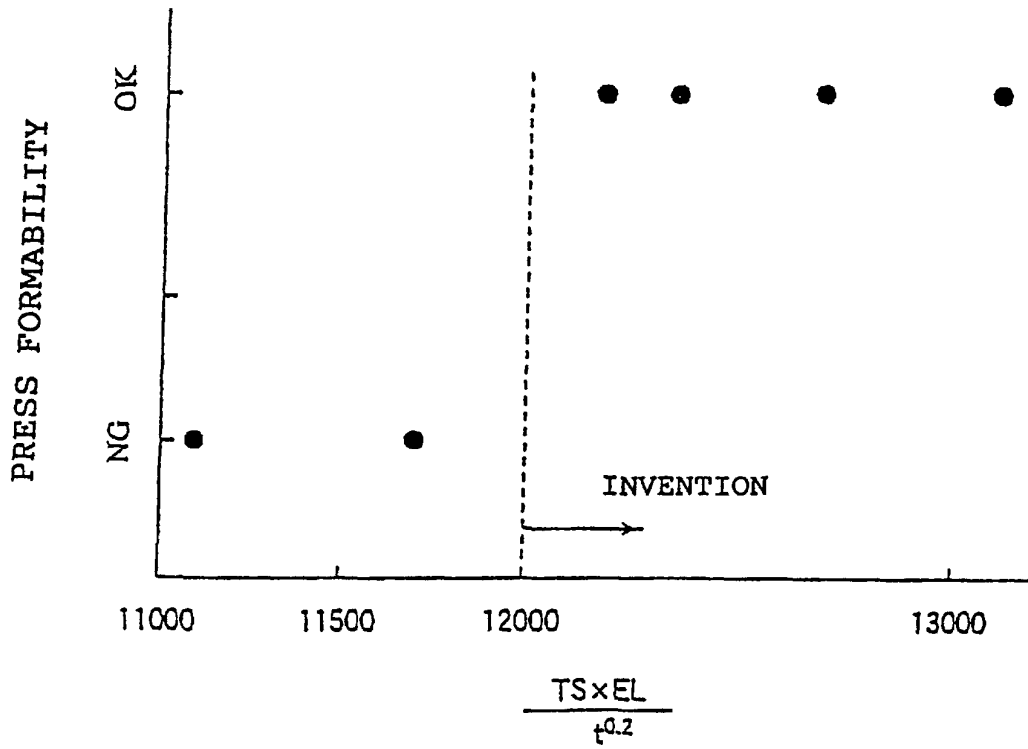
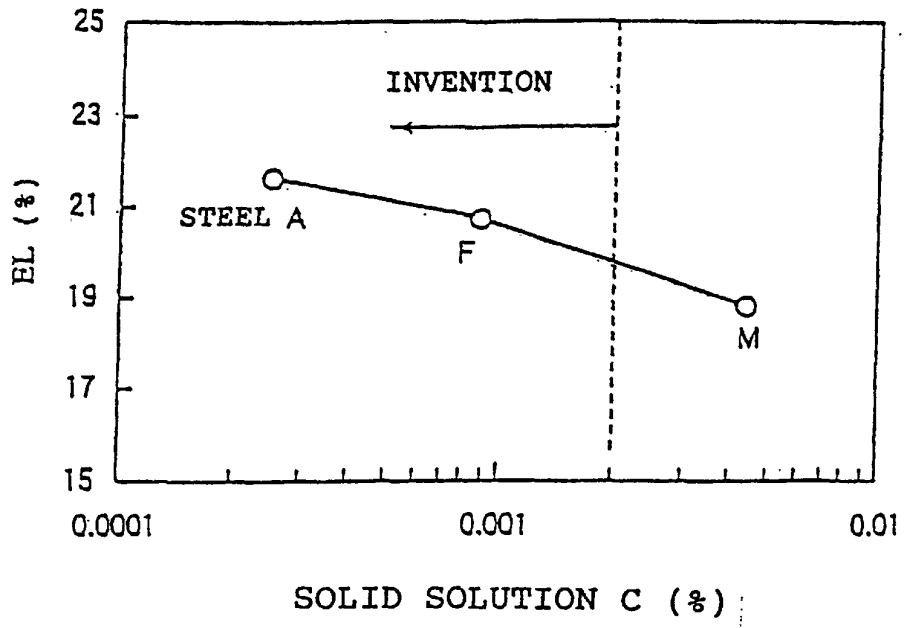


FIG. 6



INTERNATIONAL SEARCH REPORT

International application No.

PCT/JP01/09469

A. CLASSIFICATION OF SUBJECT MATTER Int.Cl ⁷ C22C38/00, 38/14, 38/38, C21D9/46		
According to International Patent Classification (IPC) or to both national classification and IPC		
B. FIELDS SEARCHED		
Minimum documentation searched (classification system followed by classification symbols) Int.Cl ⁷ C22C38/00-38/60, C21D8/00-8/10, 9/46-9/48		
Documentation searched other than minimum documentation to the extent that such documents are included in the fields searched		
Electronic data base consulted during the international search (name of data base and, where practicable, search terms used)		
C. DOCUMENTS CONSIDERED TO BE RELEVANT		
Category*	Citation of document, with indication, where appropriate, of the relevant passages	Relevant to claim No.
A	JP 3039862 B2 (Kawasaki Steel Corporation), 03 March, 2000 (03.03.2000) (Family: none)	1-34
A	JP 2000-273577 A (NKK Corporation), 03 October, 2000 (03.10.2000) (Family: none)	1-34
A	JP 2000-144259 A (Kobe Steel, Ltd.), 26 May, 2000 (26.05.2000) (Family: none)	1-34
A	JP 11-100641 A (Kawasaki Steel Corporation), 13 April, 1999 (13.04.1999) (Family: none)	1-34
A	JP 7-70696 A (Kobe Steel, Ltd.), 14 March, 1995 (14.03.1995) (Family: none)	1-34
A	JP 7-11382 A (Kobe Steel, Ltd.), 13 January, 1995 (13.01.1995) (Family: none)	1-34
A	JP 6-264185 A (Sumitomo Metal Industries, Ltd.), 20 September, 1994 (20.09.1994) (Family: none)	1-34
<input type="checkbox"/> Further documents are listed in the continuation of Box C.		<input type="checkbox"/> See patent family annex.
* Special categories of cited documents: "A" document defining the general state of the art which is not considered to be of particular relevance "E" earlier document but published on or after the international filing date "L" document which may throw doubts on priority claim(s) or which is cited to establish the publication date of another citation or other special reason (as specified) "O" document referring to an oral disclosure, use, exhibition or other means "P" document published prior to the international filing date but later than the priority date claimed	"T" later document published after the international filing date or priority date and not in conflict with the application but cited to understand the principle or theory underlying the invention "X" document of particular relevance; the claimed invention cannot be considered novel or cannot be considered to involve an inventive step when the document is taken alone "Y" document of particular relevance; the claimed invention cannot be considered to involve an inventive step when the document is combined with one or more other such documents, such combination being obvious to a person skilled in the art "&" document member of the same patent family	
Date of the actual completion of the international search 11 January, 2002 (11.01.02)	Date of mailing of the international search report 22 January, 2002 (22.01.02)	
Name and mailing address of the ISA/ Japanese Patent Office	Authorized officer	
Facsimile No.	Telephone No.	

Form PCT/ISA/210 (second sheet) (July 1992)