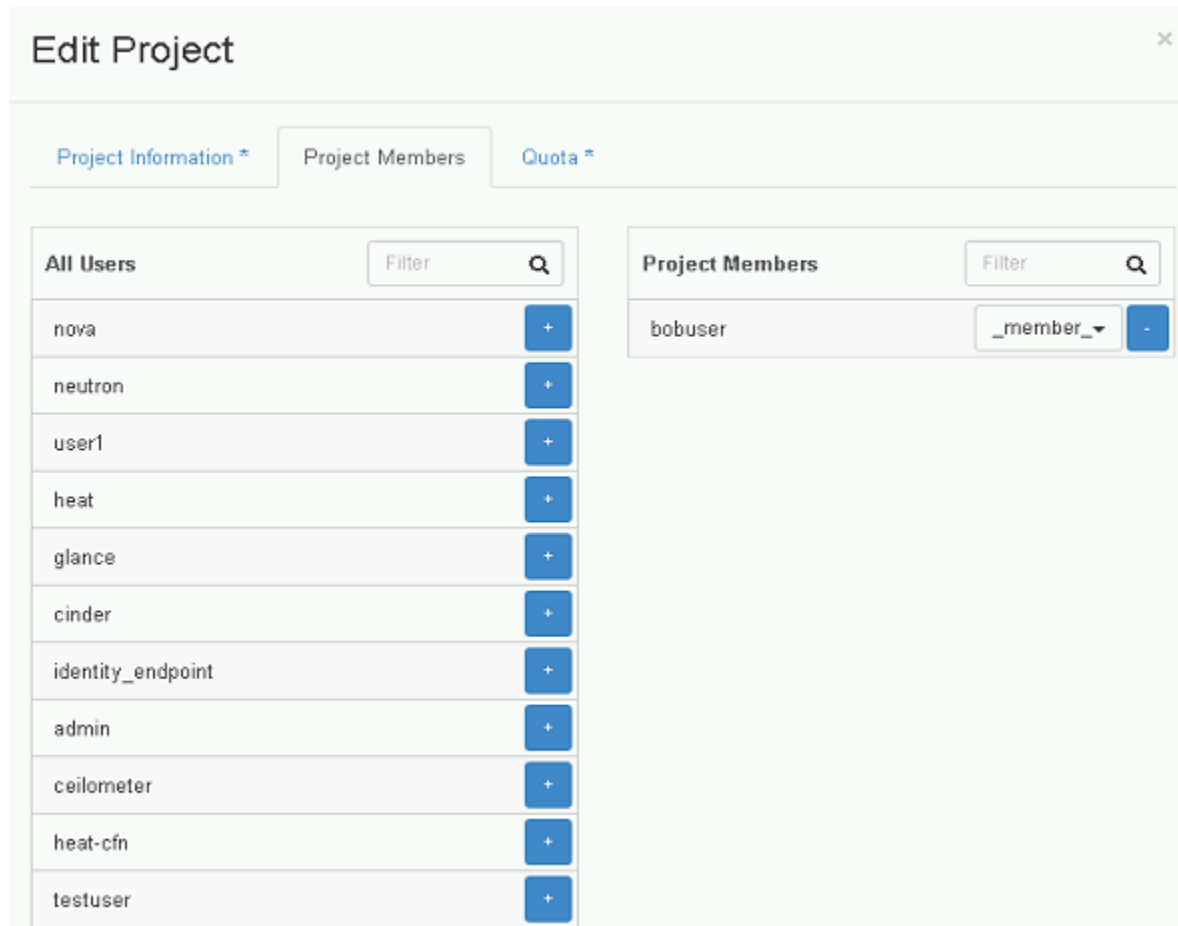


## Scenario 1: Create a project with a user that has only \_member rights

In Horizon, logged in as “Admin”, I did the following:

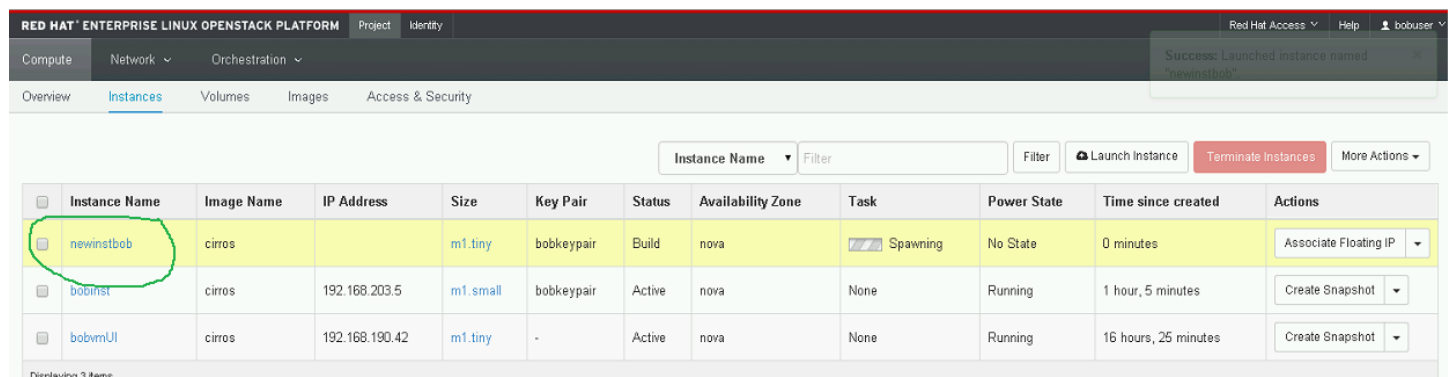
1. Created a project/tenant, “bobproj”.
2. Created a user, “bobuser” with only \_member rights and added this user to bobproj.



The screenshot shows the 'Edit Project' dialog with the 'Project Members' tab selected. On the left, under 'All Users', a list of users is shown with a '+' button next to each: nova, neutron, user1, heat, glance, cinder, identity\_endpoint, admin, ceilometer, heat-cfn, and testuser. On the right, under 'Project Members', 'bobuser' is listed with a role of '\_member\_' and a '-' button.

Launching an instance for bobproj:

1. When I log into Horizon as “bobuser”, I can launch an instance: I can see this new instance, “newinstbob” in Horizon as both users, Admin and bobuser.



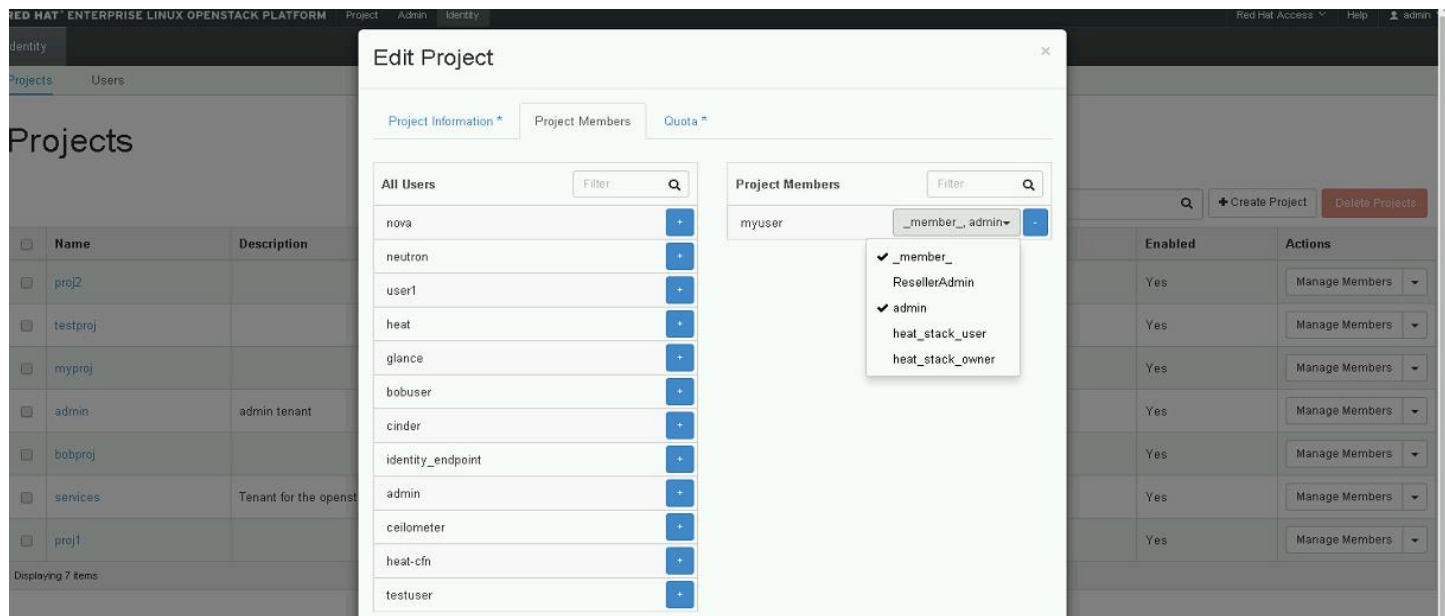
The screenshot shows the 'Instances' page in Horizon. A table lists instances with columns: Instance Name, Image Name, IP Address, Size, Key Pair, Status, Availability Zone, Task, Power State, Time since created, and Actions. The first instance, 'newinstbob', is highlighted with a green circle and is in the 'Spawning' state. A success message 'Success: Launched instance named "newinstbob"' is visible in the top right corner.

Instance Name	Image Name	IP Address	Size	Key Pair	Status	Availability Zone	Task	Power State	Time since created	Actions
newinstbob	cirros		m1.tiny	bobkeypair	Build	nova	Spawning	No State	0 minutes	Associate Floating IP
bobinst	cirros	192.168.203.5	m1.small	bobkeypair	Active	nova	None	Running	1 hour, 5 minutes	Create Snapshot
bobvmUI	cirros	192.168.190.42	m1.tiny	-	Active	nova	None	Running	16 hours, 25 minutes	Create Snapshot

## Scenario 2: Create a project with a user that has \_member\_admin rights

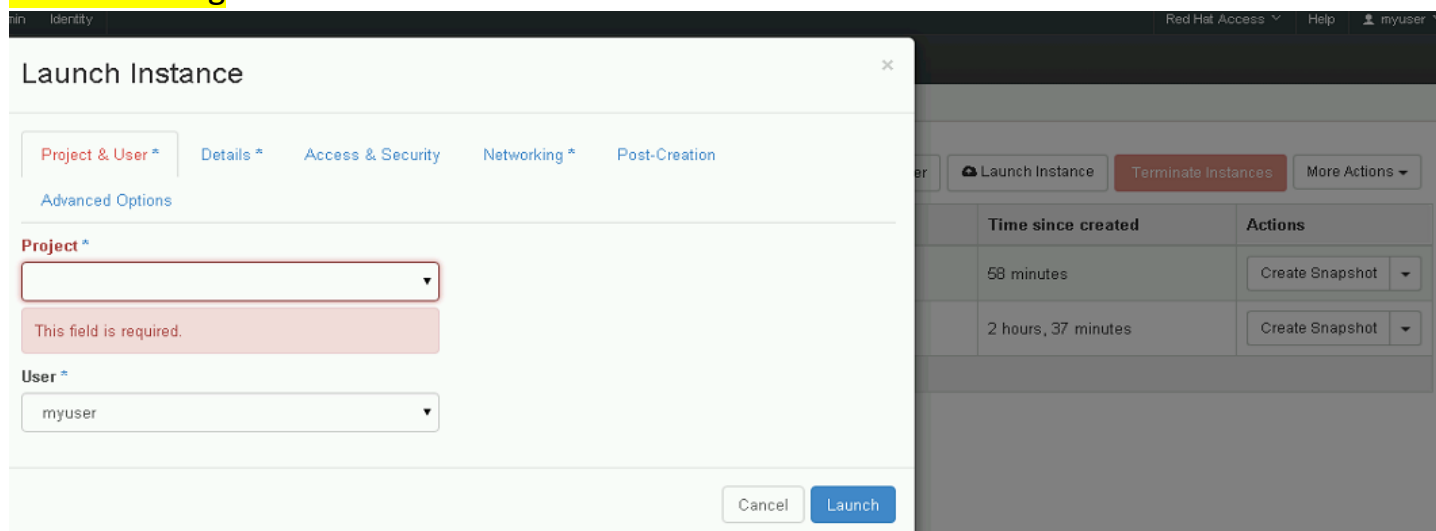
In Horizon, logged in as “Admin”, I did the following:

1. Created a project/tenant, “myproj”.
2. Created a user, “myuser” with \_member\_admin rights and added this user to myproj.



Launching an instance for myproj:

1. When I log into Horizon as “myuser”, I can’t launch an instance: - it is asking for a project name and there is nothing in the dropdown the you can’t type in that field. - This is the bug



2. In CLI as “myuser”, I can launch an instance:

```
[root@controller03 ~(openstack_myuser)]# nova boot --flavor 2 --key_name mykeypair --image 810f223d-6603-4c75-bc1a-324c71d10e35 --nic net-id=51eff70f-bb57-41f5-a6e1-ce18d41667cd myinstclimuser
```

Property	Value
OS-DCF:diskConfig	MANUAL
OS-EXT-AZ:availability_zone	

OS-EXT-SRV-ATTR:host	-	
OS-EXT-SRV-ATTR:hypervisor_hostname	-	
OS-EXT-SRV-ATTR:instance_name	instance-00000026	
OS-EXT-STS:power_state	0	
OS-EXT-STS:task_state	scheduling	
OS-EXT-STS:vm_state	building	
OS-SRV-USG:launched_at	-	
OS-SRV-USG:terminated_at	-	
accessIPv4		
accessIPv6		
adminPass	7kDSgWa2sUdn	
config_drive		
created	2015-08-05T16:52:30Z	
flavor	m1.small (2)	
hostId		
id	73873d95-ae32-413d-88b6-b8cf21d11b8d	
image	cirros (810f223d-6603-4c75-bc1a-324c71d10e35)	
key_name	mykeypair	
metadata	{}	
name	myinstclimyuser	
os-extended-volumes:volumes_attached	[]	
progress	0	
security_groups	default	
status	BUILD	
tenant_id	52c2e29c8ae84b2ca60cdc6dba89398e	
updated	2015-08-05T16:52:30Z	
user_id	4473eff77ed146a683f9ecdeb4b1f711	

+-----+-----+