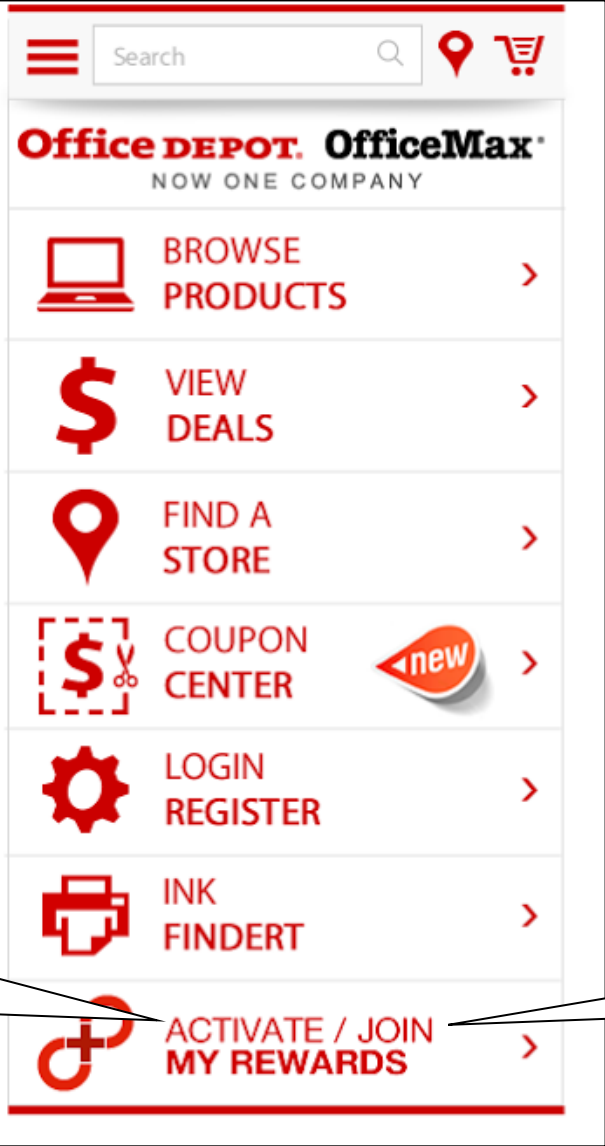


eComm Mobile

Kevin Kelly

Mobile Home



Not Logged In User:
LOG IN/JOIN
MY REWARDS

Logged In User:
VIEW ACCOUNT
MY REWARDS

Mobile Rewards Homepage

Confirm that chalkboard has been disabled.

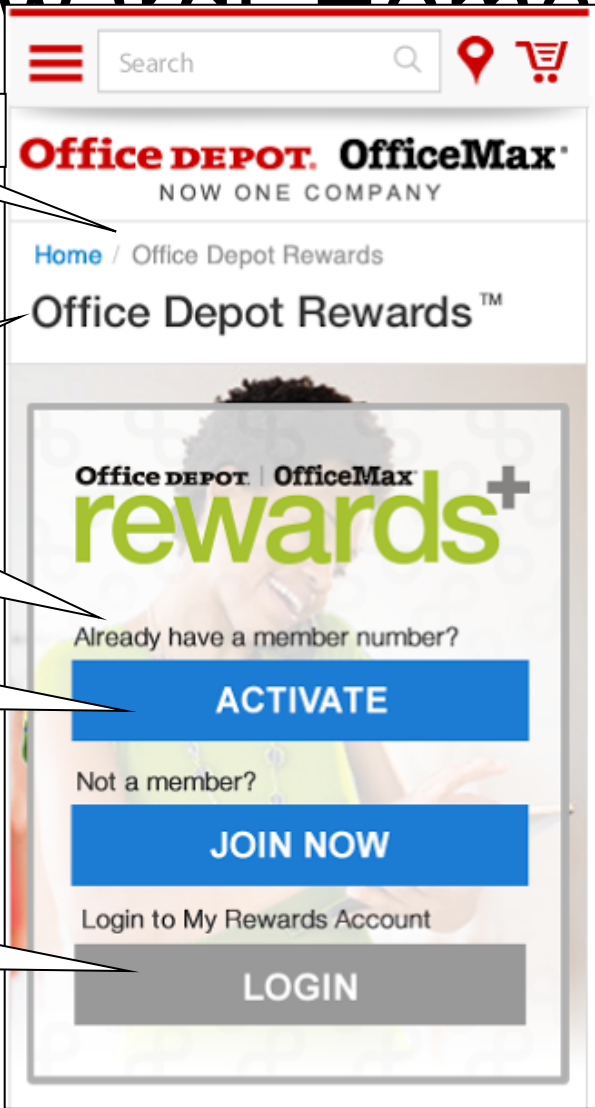
Change to My Rewards

Change to My Rewards

Change order of CTAs:
1. Log In
2. Create Account
3. Join Now

Change Activate to:
Create Online Account
(check to see if this fits)

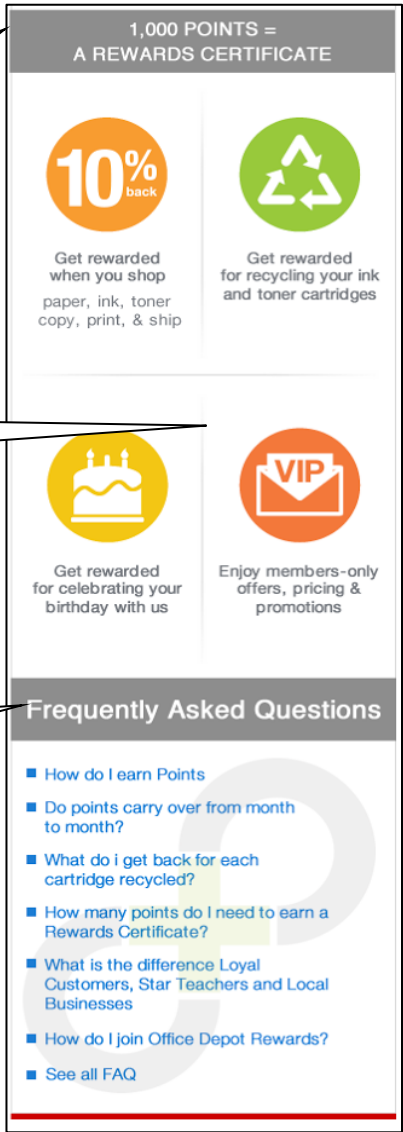
Change button color to Blue to match the rest



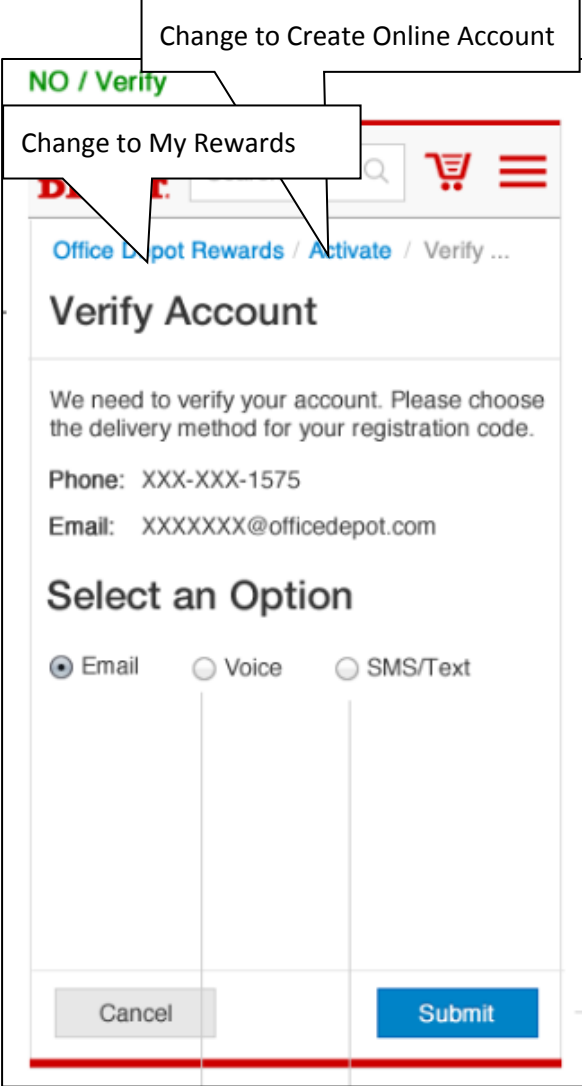
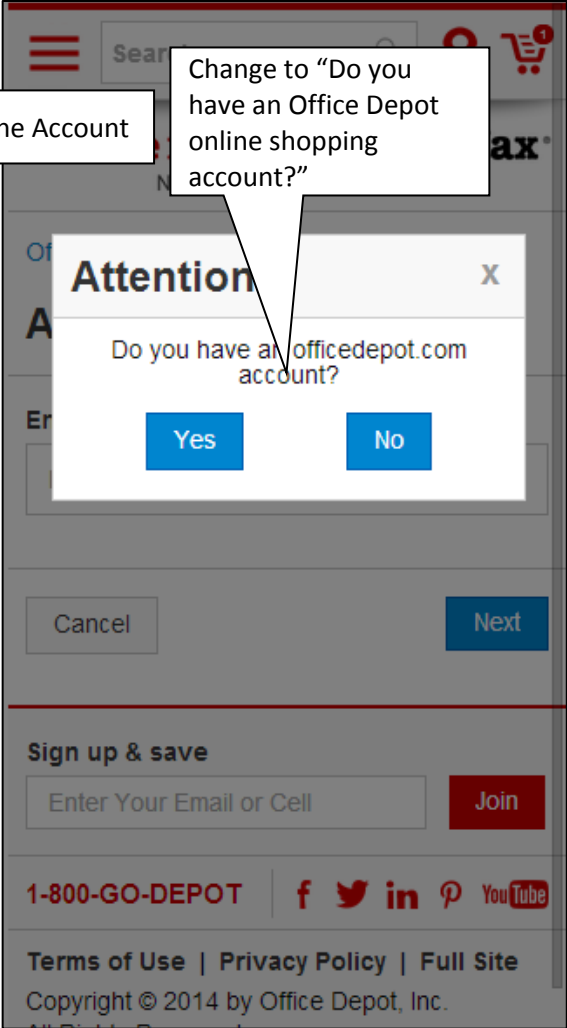
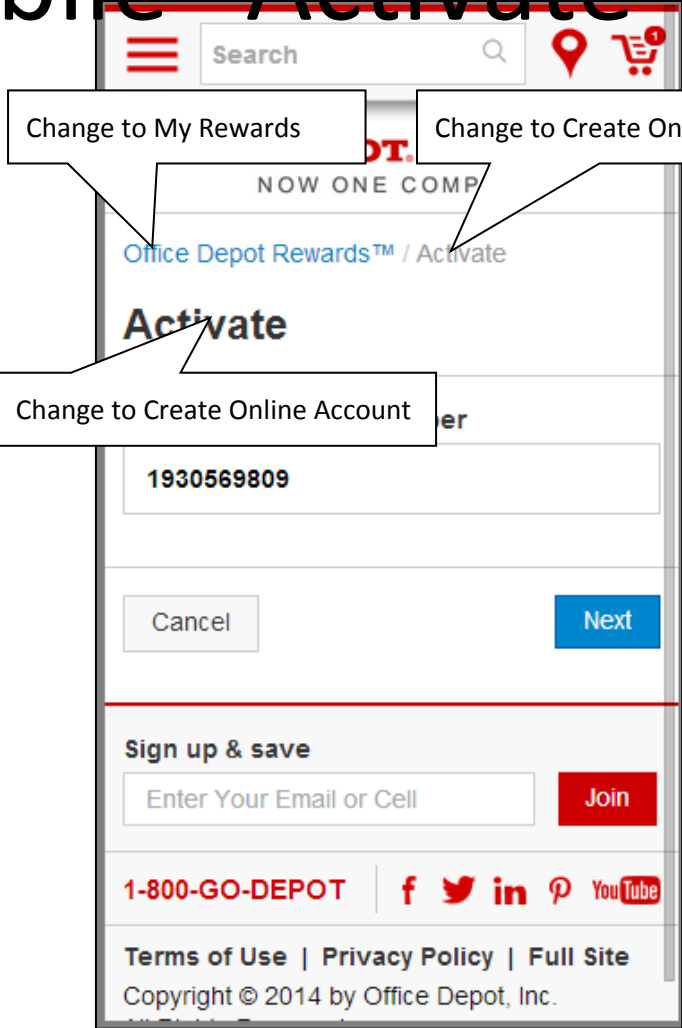
Delete

Switch order of VIP and birthday icons

Remove FAQ from mobile.



Mobile "Activate"



Mobile
(Kevin)

Mob

ivate"

Member ID not Valid

Office DEPOT Search

Office Depot Rewards Activate

Activate

Attention:
The Member ID you entered is not valid. Please try again.

Enter your member number

Required

Member number lookup

Cancel Next

- Change Office Depot Rewards to My Rewards
- Change Activate to Create Online Account
- Change Member ID to Member Number

- Change Office Depot Rewards to My Rewards
- Change Activate to Create Online Account

- Change Member ID to Member Number

Changes to member # look up?

Member ID not Valid 3X

Office DEPOT Search

Office Depot Rewards Activate

Activate

Attention:
The Member ID you entered is not valid. Please call member services at 1.866.562.3872

Enter your member number

Required

Member number lookup

Cancel Next

Member ID already Linked

Office DEPOT Search

Office Depot Rewards / Activate

Activate

Attention:
The Office Depot Rewards Account you are trying to link is already linked to another account. Please call Member Services at 1.866.562.3872

Enter your member number

Required

Member number lookup

Cancel Next

- Remove Office Depot Rewards
- Add online shopping account

Not Expanded

Office DEPOT Search

Verify Account / Email / Verify Information

Verify Information

Login Information
Login: dylar.durden@officedepot.com
Phone: 561-555-9151
Member ID: 938473625

*First Name
John

*Last Name
Smith

*Email
Johnsmith@example.com

What is your birthday?
Oct 30

*Phone Number
561-555-5555

Address
123 Any Street
Suite 108

*City
Delray Beach

*State
Florida

Expanded if Business or Teacher

Office DEPOT Search

Verify Account / Email / Verify Information

Verify Information

Login Information
Login: dylar.durden@officedepot.com
Phone: 561-555-9151
Member ID: 938473625

*First Name
John

*Last Name
Smith

*Email
Johnsmith@example.com

What is your birthday?
Oct 30

*Phone Number
561-555-5555

Address
123 Any Street
Suite 108

*City
Delray Beach

*State
Florida

Mobile Join ODOMR

Change to My Rewards

Change Create Online Account for H1 and Create for breadcrumb *needs to be done on the activate flow and join flow

Is this verbiage legally approved? (Emailed Laura 10/21)

- Remove Office Depot and make the R in Rewards lowercase
- Add an s to Service so it's Member Services

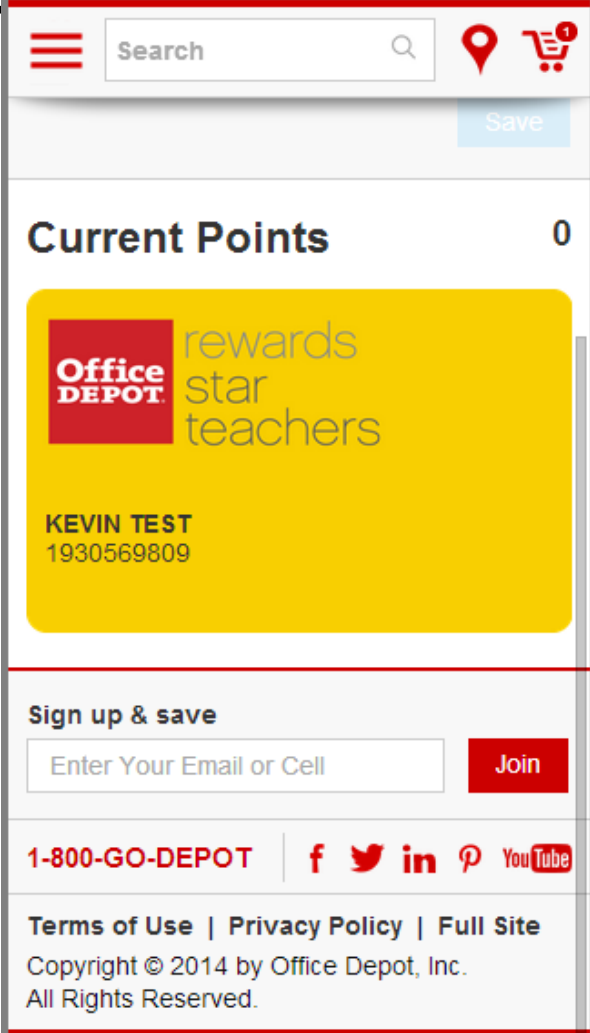
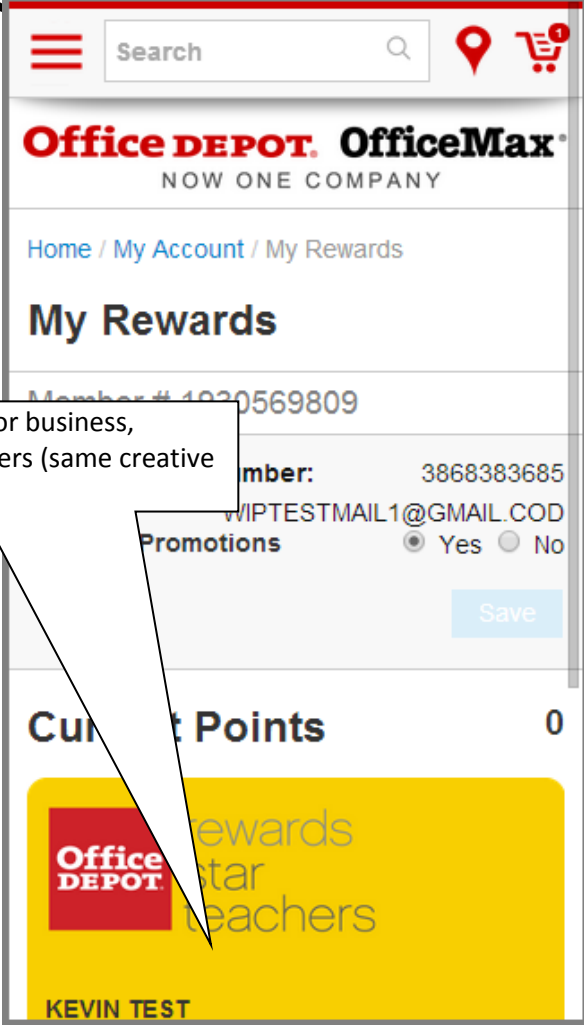
Join Attention Messages

Attention:
The email address you entered is already linked to another Office Depot Rewards account. Please edit the email address or call Member Service at 1.866.562.3572

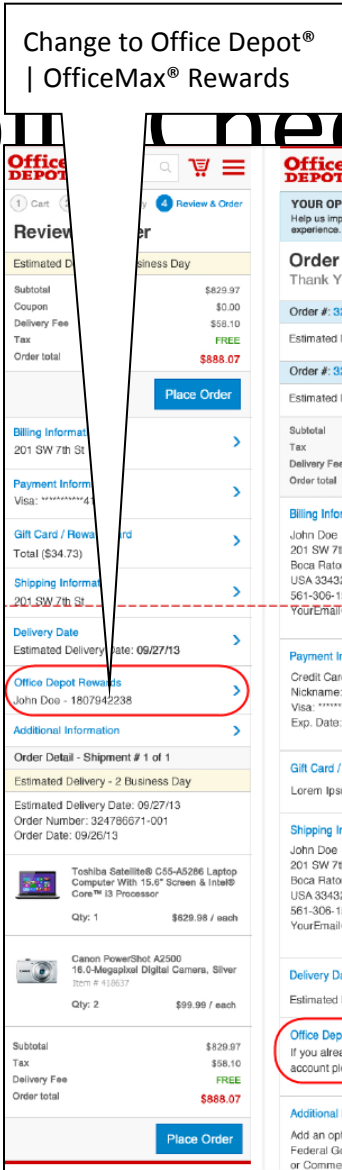
Attention:
The phone number you entered is already linked to another Office Depot Rewards account. Please edit the phone number or call Member Service at 1.866.562.3582

My Rewards Mobile Page

Update to new card creative for business, consumer, and teacher members (same creative for all 3 as of 1/1).

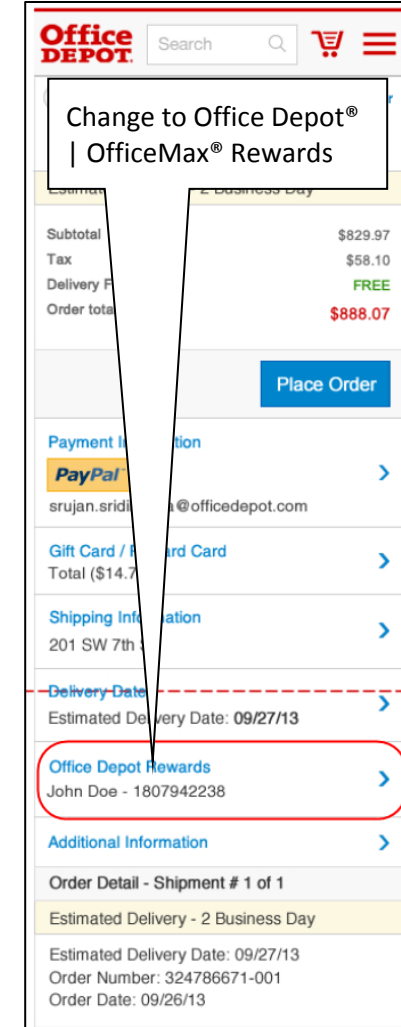
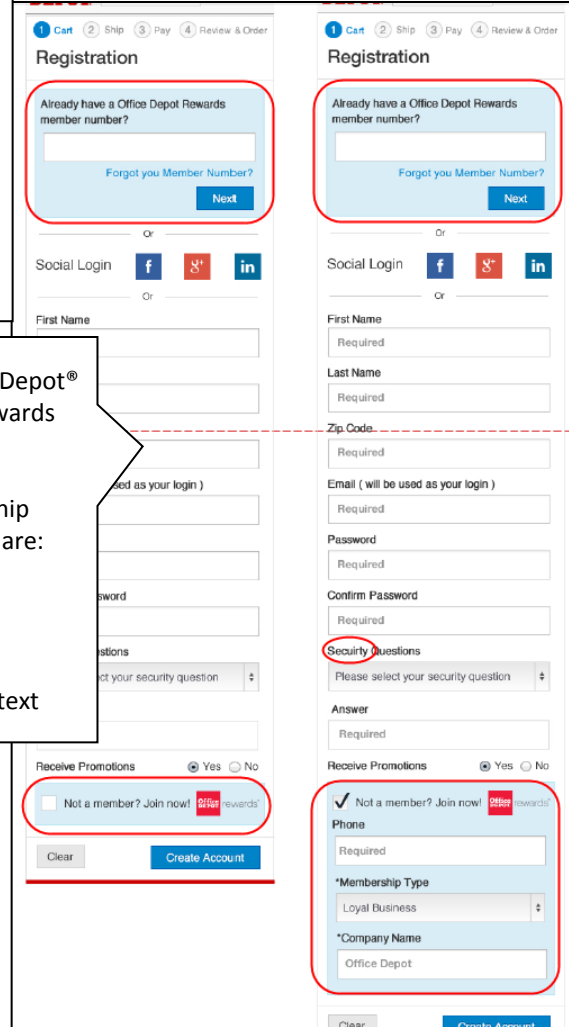


Mobile



- Change to Office Depot® | OfficeMax® Rewards
- Change message to: If you already have a rewards account, please enter your member number and password.
- *check the underlined text

- Change to Office Depot® | OfficeMax® Rewards
- Typo: Security
- Update logo
- Ensure membership type drop downs are:
Business
Personal
Teacher
*check the underlined text



Mobile Check Gift/Reward Card Balance

The screenshot displays the mobile app interface for checking a gift card balance. At the top, there is a search bar and navigation icons. The header features the Office DEPOT and OfficeMax logos with the tagline "NOW ONE COMPANY". Below the header, a breadcrumb trail shows "Home / Gift Card Balance". The main heading is "Gift Card Balance". A text prompt asks the user to enter their card number and PIN. There are two input fields: "Gift Card Number:" and "Gift Card Pin:". A blue "Check Balance" button is positioned below the input fields. At the bottom, there is a "Sign up & save" section with an email input field and a red "Join" button. Five callout boxes with arrows point to specific elements: two labeled "Gift/Reward Card Balance" point to the breadcrumb and main heading; two labeled "Delete 'Gift'" point to the input fields; and one labeled "Card/Certificate" points to the text prompt.

Gift/Reward Card Balance

Gift/Reward Card Balance

Delete "Gift"

Delete "Gift"

Card/Certificate

Office DEPOT. OfficeMax[®]
NOW ONE COMPANY

Home / Gift Card Balance

Gift Card Balance

If you have an Office Depot or OfficeMax Gift/Rewards Card, please enter your number and PIN.

Gift Card Number:

Gift Card Pin:

Check Balance

Sign up & save

Join