



ITABLO

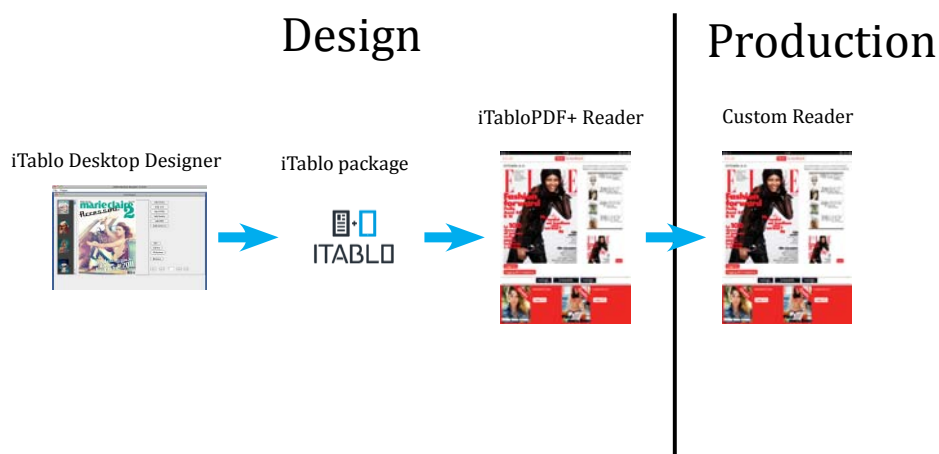
USER GUIDE

Introduction

iTabloPDF+ Reader is an app designed to preview digital magazines created using iTablo Desktop Designer.

Starting from a plain PDF, your team can create a rich multimedia interactive publication and preview it directly on the iPad through iTunes File Sharing.

Workflow



With iTabloPDF+ you can design all the content with a single tool for Mac and Windows.

Export your publication in PDF, create a new project in iTablo Desktop Designer, add all the multimedia elements (video, music, links, HTML5 widgets, etc..), package it all into an iTablo package and preview it in iTabloPDF+ Reader. Once you're satisfied you can take the package you just created and deploy it in your production environment.

How to use this viewer

Turn the iPad to switch between landscape and portrait view



Drag the page to the left or right to flip page



Pinch to zoom



Touch anywhere on the page to show the navigation bar. Tapping on the “index” button will let you navigate quickly between pages.

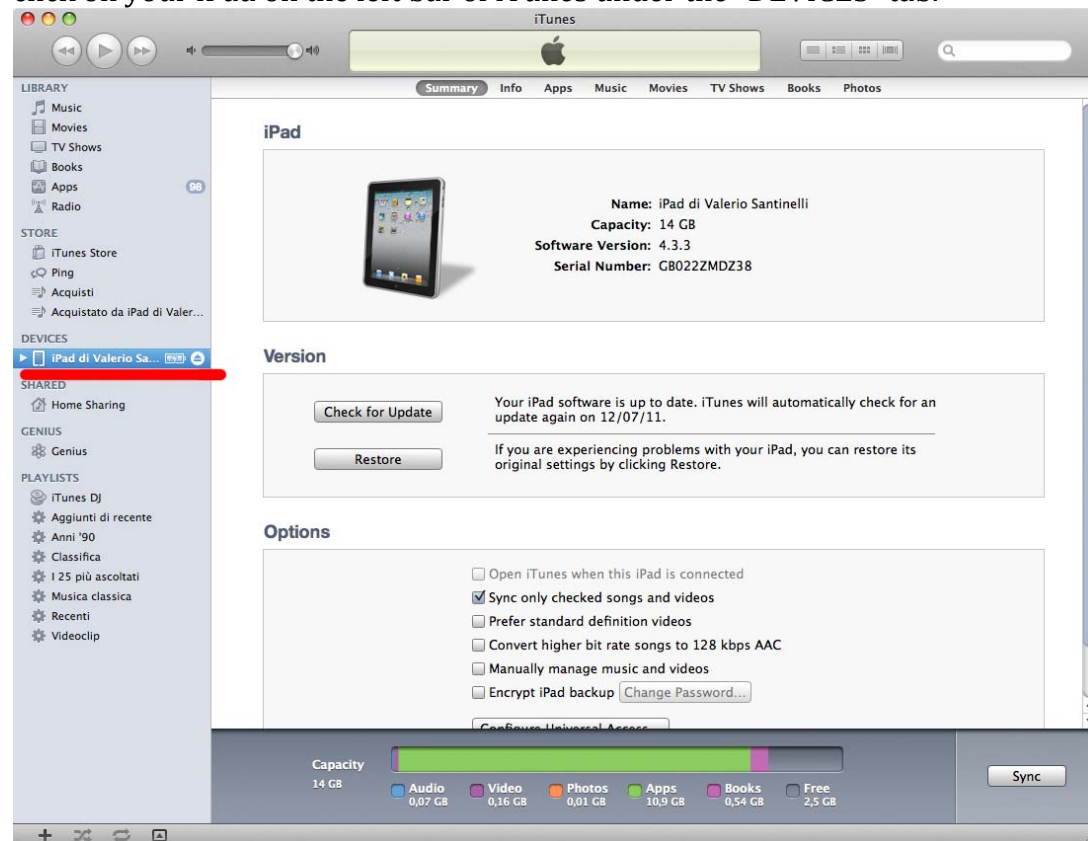


How to deploy an iTablo Package

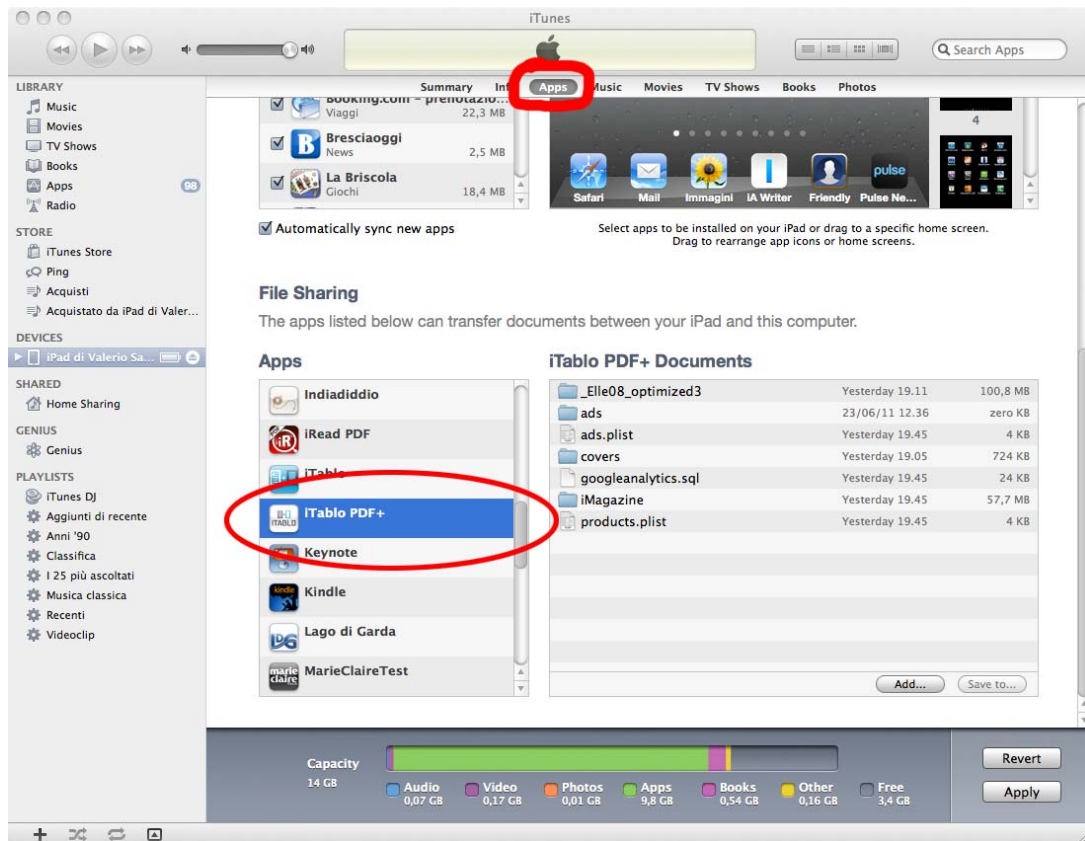
All licensee of iTablo Desktop Designer can create and package an iTablo project that can be previewed on this reader through iTunes File Sharing. If you haven't got a license of iTablo Desktop Designer, you can request one by contacting us at iphone@altralogica.it

Once you have exported a package through the packager of iTablo Desktop Designer, navigate to the zip file that has been created in your project's folder.

Open iTunes, make sure that your iPad is connected through the USB cable and click on your iPad on the left bar of iTunes under the "DEVICES" tab.



Now click on the "Apps" tab on the top bar and scroll down to the "File Sharing" section. In the "Apps" section scroll until you find iTabloPDF+ Reader and click on it.



Now go back to your project's folder and drag & drop the zip file to the iTabloPDF+ Reader Documents window in iTunes.

Wait for iTunes to synchronize your iPad and then it's time to go back to iTabloPDF+ Reader on the iPad!

Make sure that you're logged in (there's a login button in the header bar of the kiosk). If you haven't got an account, please get in touch with us at iphone@altralogica.it to request one. In order to be able to preview your content, you have to be a licensee and be logged in the kiosk. Once you're logged in, just tap the "Refresh" button in the header bar and iTabloPDF+ Reader will look for your recently added package and make it ready for preview. Once it's finished you will find it in the library by touching the "Library" button.

Copyright notice

Copyright © Altralogica s.r.l. 2011 All Rights Reserved. No parts of this document may be reproduced without written consent of the author. iTablo™ is a registered trademark of Altralogica s.r.l.